

**[Report 1965] / Medical Officer of Health, Easington R.D.C.**

**Contributors**

Easington (Yorkshire, England). Rural District Council.

**Publication/Creation**

1965

**Persistent URL**

<https://wellcomecollection.org/works/akwwtrk5>

**License and attribution**


You have permission to make copies of this work under a Creative Commons, Attribution license.

This licence permits unrestricted use, distribution, and reproduction in any medium, provided the original author and source are credited. See the Legal Code for further information.

Image source should be attributed as specified in the full catalogue record. If no source is given the image should be attributed to Wellcome Collection.



Wellcome Collection  
183 Euston Road  
London NW1 2BE UK  
T +44 (0)20 7611 8722  
E [library@wellcomecollection.org](mailto:library@wellcomecollection.org)  
<https://wellcomecollection.org>



Library

EASINGTON RURAL DISTRICT

---

REPORT


OF THE

MEDICAL OFFICER

OF HEALTH

FOR THE

YEAR ENDING 31st DECEMBER, 1965



EASINGTON RURAL DISTRICT

---

**REPORT**

OF THE

**MEDICAL OFFICER**

**OF HEALTH**

FOR THE

YEAR ENDING 31st DECEMBER, 1965

Digitized by the Internet Archive  
in 2017 with funding from  
Wellcome Library

## EASINGTON RURAL DISTRICT COUNCIL.

---

*Chairman:*

COUNCILLOR R. TAIT, J.P.

*Vice-Chairman:*

COUNCILLOR T. METCALF

COUNCILLORS:

|                     |                           |
|---------------------|---------------------------|
| COUN. W. ARMSTRONG  | COUN. W. MALT             |
| „ MRS. C. BANKS     | „ O. MASSEY               |
| „ J. W. BEACH       | „ J. McCALLUM             |
| „ MRS. E. BEAUMONT  | „ J. McGUINNESS           |
| „ J. L. BELL        | „ MRS. I. McMANNERS, J.P. |
| „ W. BOYD           | „ W. MURPHY               |
| „ C. H. BROWN       | „ J. NICHOLSON            |
| „ M. W. BROWN       | „ H. O'NEILL, J.P.        |
| „ P. BROXON         | „ M. PATTISON             |
| „ A. T. BRYCE       | „ MRS. F. PICKERING       |
| „ E. CAIN, J.P.     | „ M. PURCELL              |
| „ A. CARLING        | „ C. QUINN                |
| „ W. C. CARTER      | „ J. C. RICHARDSON        |
| „ A. E. DALLEN      | „ F. V. ROGERS            |
| „ J. B. DAVISON     | „ J. ROUTLEDGE            |
| „ W. FARMER         | „ R. J. SCOTT             |
| „ A. FOSTER         | „ C. F. SHORT             |
| „ MRS. M. E. FOSTER | „ W. P. SMITH             |
| „ W. R. GOWLAND     | „ W. H. TATE              |
| „ MRS. A. HODGSON   | „ R. J. TODD              |
| „ R. HUGHES         | „ F. A. WALKER            |
| „ MRS. G. M. INNES  | „ A. D. WHARRIER          |
| „ M. KIRKUP         | „ E. WILDING, J.P.        |
| „ A. LANGTHORNE     | „ F. W. WOODS             |
| „ F. LONG           |                           |

*Clerk:*

D. C. KELLY, LL.B.(Lond.), L.A.M.T.P.I.

*Treasurer, Accountant and Chief Rating Officer:*

E. L. ALLISON, F.I.M.T.A.

*Engineer and Surveyor:*

R. R. LUMSDEN, Dip.M.Eng.

*Cleansing Superintendent:*

D. WARD, M.Inst.P.C.

**STAFF**

(as at 31st December, 1965)

*Medical Officer of Health and  
District Principal School Medical Officer:*

J. W. A. RODGERS, M.B., B.Ch., D.P.H.

*Assistant Medical Officers:*

M. M. COPLAND, M.B., Ch.B., D.P.H. (Mrs.)

G. L. ANDERSON, M.B., B.S.

M. ANDERSON, M.B., B.S. (Mrs.)

*School Dental Officers:*

G. HAUST, L.D.S.

E. I. S. MAKEPEACE, L.D.S. (Mrs.)

D. A. SANDISON, L.D.S. (Mrs.)

*School Occulists: (Part-time)*

J. FRANKENTHAL, L.R.C.P., L.R.C.S., D.O.

C. J. SHARP, M.D., Ch.B., D.O.

*Speech Therapist:*

J. SUMMERBELL, L.C.S.T. (Miss)

*Senior Public Health Inspector:*

R. E. V. WARRAND, Cert.P.H.I.B., M.A.P.H.I., M.R.S.H.

*Public Health Inspectors:*

J. R. DAY, Cert.P.H.I.B., Cert. M. &amp; O. Foods

G. STODDART, Cert. P.H.I.B., Cert. M. &amp; O. Foods

P. F. JONES, Cert. P.H.I.B., Cert. M. &amp; O. Foods

D. CARRUTHERS, Cert. P.H.I.B., Cert. M. &amp; O. Foods

J. ROBINSON, M.A.P.H.I., M.R.S.H., Dip.P.H.I.E.B.,

Dip. Smoke Insp., Dip. Health Eng.

I. C. WATSON, Cert. M.R.S.A.S., Cert. M. &amp; O. Foods

*Public Health Assistant:*

J. HARPER

*Pupil Public Health Inspectors:*

C. JOHNSTON

E. TURNS

*Rodent Officer:*

C. S. WHITE

*Rodent Operatives:*

W. MILLS

G. D. TURNER

*Mortuary Attendant:*

J. SCOTT

*District Chief Nursing Officer:*

MISS A. HOWARTH, S.R.N., S.C.M., Q.N., H.V. Cert.

*Health Visitors:*

MISS M. ARTHUR, S.R.N., S.C.M., H.V. Cert.  
 MISS M. BEATY, S.R.N., S.C.M., H.V. Cert.  
 MISS N. FISHWICK, S.R.N., S.C.M., H.V. Cert.  
 MISS E. HONOUR, S.R.N., S.C.M., H.V. Cert.  
 MISS D. LISTER, S.R.N., S.C.M., Q.N., H.V. Cert.  
 MRS. M. A. MEECHIN, S.R.N., S.C.M., Q.N., H.V. Cert.  
 MISS I. MORTIMER, S.R.N., S.C.M., H.V. Cert.  
 MISS A. SIMPSON, S.R.N., S.C.M., Q.N., H.V. Cert.

*District Midwives:*

MISS E. BEANEY, S.R.N., S.C.M., Q.N.  
 MISS M. DALLEN, S.C.M.  
 MRS. M. DIXON, S.R.N., S.C.M.  
 MISS J. FOSTER, S.C.M.  
 MRS. M. H. GRUNDY, S.R.N., S.C.M.  
 MISS G. L. HAILES, S.R.N., S.C.M.  
 MRS. R. HALL, S.C.M.  
 MRS. S. A. HUMM, S.R.N., S.C.M.  
 MISS M. G. LINTON, S.R.N., S.C.M., Q.N.  
 MRS. H. MARTIN, S.R.N., S.C.M.  
 MISS J. ORD, S.E.N., S.C.M.  
 MRS. V. SMITHSON, S.E.N., S.C.M.

*District Nurses:*

MISS E. M. BUCHANAN, S.R.N., S.C.M., Q.N.  
 MRS. J. COWAN, S.R.N., N.D.N. Cert.  
 MISS D. CROOKS, S.R.N., S.C.M.  
 MRS. M. A. ELTRINGHAM, S.R.N., S.C.M., N.D.N., Cert.  
 MRS. M. A. JAMIESON, S.R.N., Q.N.  
 MISS J. M. KERR, S.R.N., Q.N.  
 MISS E. OLIVER, S.R.N., S.C.M., Q.N.  
 MRS. A. PATTISON, S.R.N.  
 MRS. F. N. SAUNDERS, S.R.N., Part I Mid. Cert., N.D.N.  
 Cert.  
 MRS. E. M. SKELTON, S.R.N., R.S.C.M., N.D.N. Cert.  
 MRS. E. M. SMITH, S.R.N., S.C.M.  
 MISS A. P. STONEY, S.R.N., Q.N.  
 MRS. M. TOMLINSON, S.R.N., S.C.M.  
 MRS. D. UNSWORTH, S.R.N.

*Student Health Visitor:*

MISS D. HEWISON, S.R.N., S.C.M.

*School Nurses:*

MRS. M. K. BLAKE, S.R.N., R.M.N.  
 MRS. A. FARNWORTH, S.R.N., Q.N.  
 MRS. V. HARRISON, S.R.N.

*Social Worker:*

MISS M. H. BAINES

*Mental Welfare Officers:*

A. S. SMITH  
 R. HOUGHTON  
 H. JOHNSON

*Home Teachers for the Blind:*

MISS I. FOGGIN  
 MISS E. KELLETT (part-time)

*Junior Training Centre Supervisor:*

MRS. I. GLEN, Dip. N.A.M.H.

*Assistant Supervisors:*

MRS. C. WOOD, Dip. N.A.M.H.  
 MISS J. BRIGGS, Dip. N.A.M.H.

*Trainee Assistant Supervisors:*

MRS. D. H. APPLEBY  
 MISS M. J. CARTER  
 MRS. A. TONKS

*Craft Instructor:*

W. G. BEDINGFIELD

*Domestic Help Service Organisers:*

MRS. L. TRUDGILL  
 MISS J. BARRAS

*Chiropodist:*

MRS. M. I. HUTCHINSON, M.Ch.S., S.R.Ch., M.R.S.H.

*School Dental Surgery Assistants:*

MRS. J. MARTIN  
 MRS. C. S. SMART  
 MRS. E. WINNARD

**ADMINISTRATIVE AND CLERICAL STAFF :**

*Chief Clerk:*

J. BRANTHWAITE

*Senior Clerk:*

K. ARMSTRONG

*Clerical Assistants:*

H. HESLOP

R. WATSON

MISS L. NASH

MISS M. MITCHISON

MISS A. HARDCASTLE

MISS O. BLACKWELL

MRS. D. J. DE-LANGEN

MRS. O. HOGG

MISS M. SHAW

D. HINDSON

MISS J. A. PALLISTER

MRS. M. CHAPMAN

MISS M. E. BALLS

MISS I. COUCH

MISS J. M. BURNHAM

*Travelling Clerks:*

MRS. O. WOOLARD

MRS. L. COWLEY



# EASINGTON RURAL DISTRICT

---

## REPORT

OF THE

Medical Officer of Health

FOR THE

Year Ended 31st December, 1965

---

*Telephone*—Easington 393

EASINGTON,  
PETERLEE,  
CO. DURHAM,  
1966.

Mr. Chairman, Ladies and Gentlemen,

I have pleasure in submitting to you the Annual Report on the health and sanitary conditions of your district for the year 1965.

The work accomplished during the year is described in the various sections of the report. The section relating to the activities of the inspectorial staff has been compiled by the Senior Public Health Inspector, and contributions from the Engineer and Surveyor and the Cleansing Superintendent are also included. This introductory letter summarises briefly the contents of the report as a whole and draws attention to any points of special interest.

## VITAL STATISTICS

Under this heading figures or rates are given to enable comparison to be made between the health of the inhabitants of the district over recent years and the health of the country as a whole. They include the birth rate, the general death rate, infant mortality rate and the maternal mortality rate.

### BIRTH RATE

The district rate of 19.25 per 1,000 of the population showed a slight increase on the figure of 19.12 for 1964. It remained higher than the rate of 18.1 for England and Wales as a whole, which was a fractional decrease on the previous year.

### GENERAL DEATH RATE

The general death rate of 11.17 per 1,000 of the estimated resident population increased on the 1964 figure of 10.40. The rate for England and Wales, 11.5, was also higher than that of 11.3 for 1964.

### INFANT MORTALITY RATE

The rate of 21.86 per 1,000 live births showed a pleasing decrease on that of 24.43 for the previous year and was the lowest ever recorded in this district. The rate for England and Wales, 19.0, was also the lowest ever national figure.

There were 36 deaths in infants under one year and of these 26 occurred in the first four weeks of life, giving a neonatal mortality rate of 15.79 per 1,000 live births as compared with the 1964 figure of 14.05. In 14 of these, prematurity was given as the primary cause of death and in four as contributory. The rate for England and Wales for 1965 was 13.0.

### MATERNAL MORTALITY

There was one maternal death during the year giving a maternal mortality rate of 0.60 per 1,000 live and still births. This is the first such death in the district since 1958. The maternal mortality rate for England and Wales for 1965 was 0.25.

In compiling these statistics for births and deaths the actual number of live births (1,647) and the total deaths in the district (956) have been calculated. The standardised rates may be obtained by multiplying these two rates by the Registrar General's comparability factors of 0.94 in the case of births and 1.26 in the case of deaths.

## INDIVIDUAL CAUSES OF DEATH

Perusal of the table giving the chief causes of death will show that heart disease still heads the list with 297 deaths, 23 more than in 1964 and representing 31.1% of the total deaths in the district. Cancer caused 172 deaths (18%) compared with 144 (16.2%) the previous year. In third place, bronchitis and pneumonia were responsible for 169 deaths (17.7%) against 148 (16.6%) in 1964. Fourth place in the list is occupied by diseases of the veins and arteries of the brain which caused 119 deaths (12.41%) a decrease of five on the figure of 124 for 1964. These four causes, therefore, accounted for 79% of the total deaths.

## INFECTIOUS DISEASES

Notifications of these diseases are set out in Table 7 which also gives the final figures after correction. The area generally was quiet throughout 1965.

## TUBERCULOSIS

The statistics for this disease are shown in the tables and summary of Section III.

The Newcastle Regional Hospital Board's Mass Radiography Unit visited Wheatley Hill for four days in July of this year and in August spent three days in the Trimdon Station area. Blackhall was also served by five days of public sessions in early November.

Individual and small group X-ray is also available at the General Hospital, Chester Road, Sunderland, the Static Unit, 35 Grange Road, Middlesbrough, and the Mass X-ray Unit, Dryburn Hospital, Durham. Particulars of dates and times for these services may be obtained from the Health Department, Easington.

Details of B.C.G. protection are given in Section IV.

## HEALTH AND WELFARE FUNCTIONS

Details of the working of the various services during the year are to be found in Section IV. Particulars relating to the work undertaken at treatment centres and clinics and the activities of the domiciliary midwifery, home nursing and health visiting services are given. Also included are statistical and general details of vaccination and immunisation, prevention of illness, care and after-care, chiropody, domestic help, mental health, blind welfare and handicapped persons. Mention is also made of the commencement of a Cytology Clinic for the detection of early signs of cancer in women. This began on 12th November at the Health Centre, Peterlee. Sessions were held on one evening per week up to the end of the year and it was soon evident that a single weekly clinic would be insufficient to cope with the demand for this service.

## SCHOOL HEALTH SERVICE

Details of the working of the School Health Service will be found in Section V.

## WATER

Piped water supply in the district was sampled weekly during the year. All 45 samples submitted to bacteriological examination were reported as satisfactory. Further details of the district's water supply are given in Section VI.

## LABORATORY FACILITIES

Bacteriological testing of throat swabs, faeces and other human specimens is undertaken by the Director and his staff at the Public Health Laboratory, Havelock Hospital, Sunderland. Weekly samples of ice cream, water and milk and occasional samples of meat and other edible products were submitted during the year. 168 faecal specimens from patients known or suspected to be suffering from dysentery or food poisoning were sent for examination and report, and the laboratory also checked 114 specimens in respect of food-handling employees of the Council during the year.

## SANITARY CONDITIONS OF THE AREA

Comments and tables to be found in Section VI dealing with the environmental services contain much information of importance and interest. They are contributed by the Senior Public Health Inspector, the Engineer and Surveyor and the Cleansing Superintendent.

## STAFF

There were several staff changes during the year.

The death of Miss Margaret Tunney, Health Visitor, on 4th November, 1965, was a severe loss to the department and in particular to her colleagues in the nursing service and the many families in this district to whom she ministered for the major part of her life. Miss Tunney was a person of exceptional ability and strength of character. Her many years of service as Health Visitor in Shotton and neighbouring districts and her remarkable understanding of the social needs of the people among whom she worked will be thankfully remembered by thousands of families.

## CONCLUSION

Perusal of the vital statistics in the following pages will show that the general health of the population continued to improve in 1965. The birth rate showed a fractional increase and the death rate a slight increase. Both bear favourable comparison with the national figures. The infant mortality rate showed a pleasing decrease and was, in fact, the lowest ever recorded for this district.

I am grateful to the Chairman of the Health Committee and to the members and officials of the Council for their co-operation, and my thanks and appreciation are due to the entire Health Department staff for their loyal and willing assistance during another active year.

I am, Mr. Chairman, Ladies and Gentlemen,

Your obedient Servant,

J. W. A. RODGERS,

Medical Officer of Health.



## SECTION I.

### CONDITIONS OF THE AREA

|   |            |
|---|------------|
| Area (in acres) .. .. .   | 34,653     |
| Registrar General's estimate of resident population<br>year, 1965 .. .. .             | 85,550     |
| Number of Hereditaments on 31st December, 1965<br>according to the rate books .. .. . | 32,369     |
| Rateable Value (at 1st April, 1966) .. .. .   | £2,001,238 |
| Sum represented by Penny Rate (1965-66) .. .. .                                       | £7,730     |

### VITAL STATISTICS

#### Births :—Live Births.

|              | Male | Female | Total |
|--------------|------|--------|-------|
| Legitimate   | 789  | 782    | 1571  |
| Illegitimate | 35   | 41     | 76    |
|              | 824  | 823    | 1647  |

Birth Rate per 1,000 of the estimated resident population .. .. . 19·25

Illegitimate Live Births per cent of Total Live Births 4·61

#### Still Births :—

|              |    |    |    |
|--------------|----|----|----|
| Legitimate   | 9  | 11 | 20 |
| Illegitimate | 1  | 1  | 2  |
|              | 10 | 12 | 22 |

Rate per 1,000 total live and still births . 13·18

#### Total Live and Still Births :—

|     |     |      |
|-----|-----|------|
| 834 | 835 | 1669 |
|-----|-----|------|

#### Infant Mortality :—

Deaths of infants under 1 year :

|              |    |    |    |
|--------------|----|----|----|
| Legitimate   | 14 | 19 | 33 |
| Illegitimate | 2  | 1  | 3  |
|              | 16 | 20 | 36 |

**Infant Mortality Rates**

Death rate of all infants under one year per 1,000 live births, 21·86.

Death rate of legitimate infants under one year per 1,000 legitimate live births, 21·00.

Death rate of illegitimate infants under one year per 1,000 illegitimate live births, 39·47.

**Neonatal Mortality**

Deaths of infants under 4 weeks:

|                 | Male  | Female | Total |
|-----------------|-------|--------|-------|
| Legitimate ..   | 8     | 16     | 24    |
| Illegitimate .. | 1     | 1      | 2     |
|                 | <hr/> | <hr/>  | <hr/> |
|                 | 9     | 17     | 26    |
|                 | <hr/> | <hr/>  | <hr/> |

Death rate per 1,000 live births .. .. 15·79

**Early Neonatal Mortality**

Deaths of infants under 1 week :

|                 |       |       |       |
|-----------------|-------|-------|-------|
| Legitimate ..   | 8     | 12    | 20    |
| Illegitimate .. | 1     | 1     | 2     |
|                 | <hr/> | <hr/> | <hr/> |
|                 | 9     | 13    | 22    |
|                 | <hr/> | <hr/> | <hr/> |

Death rate per 1,000 live births .. .. 13·36

**Perinatal Mortality Rate** .. .. 26·36

**Maternal Deaths**

Deaths from Puerperal Causes—

|                         |       |
|-------------------------|-------|
| from Sepsis .. ..       | Nil.  |
| from Other Causes .. .. | 1     |
|                         | <hr/> |
| Total .. ..             | 1     |
|                         | <hr/> |

Maternal Mortality Rate .. .. 0·60

**Total Deaths (all ages)** 529 427 956

Death rate per 1,000 of the estimated resident population .. .. 11·17

TABLE I. DEATHS—CAUSES AND AGES AT DEATH.

|   | All<br>Ages | Under<br>4<br>weeks | 4 weeks-<br>under<br>1 year | 1<br>to<br>4 | 5<br>to<br>14 | 15<br>to<br>24 | 25<br>to<br>34 | 35<br>to<br>44 | 45<br>to<br>54 | 55<br>to<br>64 | 65<br>to<br>74 | 75<br>up |
|---|-------------|---------------------|-----------------------------|--------------|---------------|----------------|----------------|----------------|----------------|----------------|----------------|----------|
| Tuberculosis, Respiratory .. .. .                 | 7           | —                   | —                           | —            | —             | —              | 1              | 1              | —              | 2              | 2              | 1        |
| Tuberculosis, Other .. .. .                       | —           | —                   | —                           | —            | —             | —              | —              | —              | —              | —              | —              | —        |
| Syphilitic Disease .. .. .                        | —           | —                   | —                           | —            | —             | —              | —              | —              | —              | —              | —              | —        |
| Diphtheria .. .. .                                | —           | —                   | —                           | —            | —             | —              | —              | —              | —              | —              | —              | —        |
| Whooping Cough .. .. .                            | —           | —                   | —                           | —            | —             | —              | —              | —              | —              | —              | —              | —        |
| Meningococcal Infections .. .. .                  | —           | —                   | —                           | —            | —             | —              | —              | —              | —              | —              | —              | —        |
| Acute Poliomyelitis .. .. .                       | —           | —                   | —                           | —            | —             | —              | —              | —              | —              | —              | —              | —        |
| Measles .. .. .                                   | —           | —                   | —                           | —            | —             | —              | —              | —              | —              | —              | —              | —        |
| Other Infective and Parasitic Diseases .. .. .    | 1           | 1                   | —                           | —            | —             | —              | —              | —              | —              | —              | —              | —        |
| Malignant Neoplasm, Leukaemia, Aleukaemia .. .. . | 172         | —                   | —                           | —            | 1             | 1              | 2              | 10             | 24             | 60             | 49             | 26       |
| Diabetes .. .. .                                  | 16          | —                   | —                           | —            | —             | —              | —              | —              | —              | 3              | 10             | 3        |
| Vascular Lesions of Nervous System .. .. .        | 119         | —                   | —                           | —            | —             | —              | —              | 1              | 5              | 13             | 29             | 71       |
| Coronary Disease, Angina .. .. .                  | 230         | —                   | —                           | —            | —             | —              | —              | 2              | 26             | 53             | 87             | 62       |
| Hypertension with Heart Disease .. .. .           | 13          | —                   | —                           | —            | —             | —              | —              | 2              | 1              | 2              | 5              | 6        |
| Other Heart Disease .. .. .                       | 54          | —                   | —                           | —            | 1             | —              | —              | 2              | 1              | 6              | 17             | 27       |
| Other Circulatory Disease .. .. .                 | 36          | —                   | —                           | —            | —             | —              | —              | 3              | —              | 6              | 10             | 17       |
| Influenza .. .. .                                 | 4           | —                   | —                           | —            | —             | —              | 1              | —              | —              | 1              | —              | 2        |
| Pneumonia .. .. .                                 | 98          | 1                   | 6                           | 1            | 1             | —              | —              | 1              | —              | 3              | 30             | 55       |
| Bronchitis .. .. .                                | 71          | —                   | —                           | —            | —             | —              | —              | 1              | 7              | 10             | 30             | 23       |
| Other Diseases of Respiratory System .. .. .      | 17          | —                   | —                           | —            | —             | —              | 1              | —              | 1              | 6              | 8              | 1        |
| Ulcer of Stomach and Duodenum .. .. .             | 4           | —                   | —                           | —            | —             | —              | —              | —              | —              | 1              | 3              | —        |
| Gastritis, Enteritis and Diarrhoea .. .. .        | 4           | —                   | —                           | —            | —             | 1              | —              | —              | —              | —              | 1              | —        |
| Nephritis and Nephrosis .. .. .                   | 3           | —                   | —                           | —            | —             | —              | —              | 1              | —              | —              | —              | 1        |
| Hyperplasia of Prostate .. .. .                   | 3           | —                   | —                           | —            | —             | —              | —              | —              | —              | —              | —              | 2        |
| Pregnancy, Childbirth, Abortion .. .. .           | 1           | —                   | —                           | —            | —             | 1              | —              | —              | —              | —              | —              | —        |
| Congenital Malformations .. .. .                  | 6           | 4                   | 1                           | 1            | —             | —              | —              | —              | —              | —              | —              | —        |
| Other Defined and Illdefined Diseases .. .. .     | 56          | 20                  | —                           | —            | —             | —              | 2              | 2              | 5              | 5              | 11             | 13       |
| Motor Vehicle Accidents .. .. .                   | 11          | —                   | —                           | 2            | —             | 4              | —              | 1              | 1              | —              | 2              | —        |
| All Other Accidents .. .. .                       | 23          | —                   | —                           | —            | —             | —              | —              | 2              | —              | 3              | 8              | 9        |
| Suicide .. .. .                                   | 6           | —                   | —                           | —            | —             | —              | —              | 3              | 2              | —              | 1              | —        |
| Homicide and Operations of War .. .. .            | 1           | —                   | —                           | —            | —             | 1              | —              | —              | —              | —              | —              | —        |
| TOTALS .. .. .                                    | 956         | 26                  | 10                          | 4            | 2             | 8              | 7              | 30             | 72             | 174            | 304            | 319      |

TABLE 2.

**Cancer.**

The following table gives the deaths from Cancer, in age groups, and the localisation of the disease.

|                 | Ages in Years |                |                |                |          | Totals |
|-----------------|---------------|----------------|----------------|----------------|----------|--------|
|                 | 1<br>to<br>24 | 25<br>to<br>44 | 45<br>to<br>64 | 65<br>to<br>74 | 75<br>up |        |
| Stomach .. ..   | —             | 2              | 11             | 14             | 7        | 34     |
| Lung & Bronchus | —             | 2              | 19             | 9              | 4        | 34     |
| Breast .. ..    | —             | 1              | 9              | 2              | 1        | 13     |
| Uterus .. ..    | —             | 1              | 4              | 1              | 1        | 7      |
| Other Causes .. | 1             | 6              | 41             | 23             | 13       | 84     |
|                 | 1             | 12             | 84             | 49             | 26       | 172    |

TABLE 3.

**Table of Birth and Death Rates for the past 10 years**

| Year | General<br>Death Rate | Infant<br>Death Rate | Birth Rate |
|------|-----------------------|----------------------|------------|
| 1956 | 9.4                   | 30.3                 | 18.9       |
| 1957 | 9.0                   | 22.5                 | 19.5       |
| 1958 | 10.5                  | 26.3                 | 20.1       |
| 1959 | 10.0                  | 28.1                 | 19.1       |
| 1960 | 10.8                  | 28.3                 | 19.3       |
| 1961 | 10.4                  | 21.9                 | 19.7       |
| 1962 | 11.1                  | 26.6                 | 20.5       |
| 1963 | 10.3                  | 28.8                 | 19.7       |
| 1964 | 10.4                  | 24.4                 | 19.1       |
| 1965 | 11.2                  | 21.8                 | 19.2       |

|                          | General<br>Death Rate | Infant<br>Death Rate | Birth Rate |
|--------------------------|-----------------------|----------------------|------------|
| 1965                     |                       |                      |            |
| England & Wales          | 11.5                  | 19.0                 | 18.1       |
| Easington Rural District | 11.2                  | 21.8                 | 19.2       |

**TABLE 4.**  
**Infant Mortality Rates**  
**(10 years)**

| Year | Births | Easington R. D.<br>Inf. Mortality Rate | England & Wales<br>Inf. Mortality Rate |
|------|--------|--|--|
| 1956 | 1582   | 30.3                                   | 23.7                                   |
| 1957 | 1647   | 22.5                                   | 23.1                                   |
| 1958 | 1708   | 26.3                                   | 22.6                                   |
| 1959 | 1639   | 28.1                                   | 22.2                                   |
| 1960 | 1663   | 28.3                                   | 21.9                                   |
| 1961 | 1689   | 21.9                                   | 21.6                                   |
| 1962 | 1768   | 26.6                                   | 21.6                                   |
| 1963 | 1699   | 28.8                                   | 21.1                                   |
| 1964 | 1637   | 24.4                                   | 20.0                                   |
| 1965 | 1647   | 21.8                                   | 19.0                                   |

**TABLE 5.**  
**Death Rates (10 years)**

| Year | Deaths | Easington R. D.<br>Death Rate | England & Wales<br>Death Rate |
|------|--------|-------------------------------|-------------------------------|
| 1956 | 787    | 9.4                           | 11.7                          |
| 1957 | 764    | 9.0                           | 11.5                          |
| 1958 | 891    | 10.5                          | 11.7                          |
| 1959 | 863    | 10.0                          | 11.6                          |
| 1960 | 937    | 10.8                          | 11.5                          |
| 1961 | 891    | 10.4                          | 11.9                          |
| 1962 | 957    | 11.1                          | 11.9                          |
| 1963 | 888    | 10.3                          | 12.2                          |
| 1964 | 890    | 10.4                          | 11.3                          |
| 1965 | 956    | 11.1                          | 11.5                          |

**TABLE 6.**  
**Natural Increase of Population**

| Year | Births | Deaths | Rate of Natural Increase<br>per 1,000 population. |
|------|--------|--------|---|
| 1956 | 1582   | 787    | 9.5   |
| 1957 | 1647   | 764    | 10.5  |
| 1958 | 1708   | 891    | 9.6   |
| 1959 | 1639   | 863    | 9.0   |
| 1960 | 1663   | 937    | 8.4   |
| 1961 | 1689   | 891    | 9.3   |
| 1962 | 1768   | 957    | 9.4   |
| 1963 | 1699   | 888    | 9.4   |
| 1964 | 1637   | 890    | 8.7   |
| 1965 | 1647   | 956    | 8.1   |

## SUMMARY OF STATISTICS, 1965

|   |            |
|---|------------|
| Population .. .. .  | 85,550     |
| Area (acres) .. .. .                                      | 34,653     |
| Estimated number of Hereditaments .. .. .                 | 32,369     |
| Rateable Value (at 1st April, 1966) .. .. .               | £2,001,238 |
| Sum produced by Penny Rate (1965-66) .. .. .              | £7,730     |
| Births .. .. .  | 1,647      |
| Birth rate per 1,000 of the estimated resident population | 19·25      |
| Deaths .. .. .  | 956        |
| Death rate per 1,000 of the estimated resident population | 11·17      |
| Death rate of infants under one year of age .. .. .       | 21·86      |

## CHIEF CAUSES OF DEATH

| Cause   | Number | Percentage of total deaths |
|---|--------|----------------------------|
| Diseases of the heart .. .. .                           | 297    | 31·06                      |
| Cancer .. .. .  | 172    | 17·99                      |
| Bronchitis and pneumonia .. .. .                        | 169    | 17·67                      |
| Diseases of the veins and arteries of the brain .. .. . | 119    | 12·45                      |

## INFECTIOUS DISEASES

| Diseases                                   | Cases notified |
|--|----------------|
| Measles .. .. .                            | 886            |
| Whooping Cough .. .. .                     | 4              |
| Scarlet Fever .. .. .                      | 47             |
| Tuberculosis (all forms) new cases .. .. . | 20             |
| Dysentery .. .. .                          | 1              |
| Food Poisoning .. .. .                     | 5              |
| Erysipelas .. .. .                         | 2              |
| Acute Pneumonia .. .. .                    | 4              |
| Puerperal Pyrexia .. .. .                  | 19             |

## SECTION II.

TABLE 7

## INFECTIOUS AND OTHER NOTIFIABLE DISEASES, 1965

| Numbers Originally Notified<br>TOTAL (ALL AGES) .. | SCARLET FEVER |    | WHOPPING COUGH |   | ACUTE POLIOMYELITIS |   |               |   | MEASLES |     | DIPHTHERIA |   | DYSENTERY |   | MENINGOCOCCAL INFECTION |   |
|--|---------------|----|----------------|---|---------------------|---|---------------|---|---------|-----|------------|---|-----------|---|-------------------------|---|
|  | M             | F  | M              | F | PARALYTIC           |   | NON-PARALYTIC |   | M       | F   | M          | F | M         | F | M                       | F |
|  |               |    |                |   | M                   | F | M             | F |         |     |            |   |           |   |                         |   |
| ..   | 26            | 21 | 3              | 1 | —                   | — | —             | — | 444     | 442 | —          | — | 1         | — | —                       | — |
| Final Numbers after Correction                     | —             | —  | —              | — | —                   | — | —             | — | 28      | 25  | —          | — | —         | — | —                       | — |
| Under 1 year .. ..                                 | —             | —  | —              | — | —                   | — | —             | — | 65      | 46  | —          | — | —         | — | —                       | — |
| 1 year .. ..                                       | —             | —  | —              | — | —                   | — | —             | — | 69      | 73  | —          | — | —         | — | —                       | — |
| 2 years .. ..                                      | 1             | —  | 2              | — | —                   | — | —             | — | 75      | 71  | —          | — | —         | — | —                       | — |
| 3 years .. ..                                      | —             | 4  | 1              | — | —                   | — | —             | — | 58      | 65  | —          | — | —         | — | —                       | — |
| 4 years .. ..                                      | 5             | 1  | —              | — | —                   | — | —             | — | 147     | 156 | —          | — | —         | — | —                       | — |
| 5 — 9 years .. ..                                  | 20            | 15 | —              | 1 | —                   | — | —             | — | 2       | 4   | —          | — | —         | — | —                       | — |
| 10 — 14 years .. ..                                | —             | 1  | —              | — | —                   | — | —             | — | —       | 1   | —          | — | —         | — | —                       | — |
| 15 — 24 years .. ..                                | —             | —  | —              | — | —                   | — | —             | — | —       | 1   | —          | — | —         | — | —                       | — |
| 25 and OVER .. ..                                  | —             | —  | —              | — | —                   | — | —             | — | —       | 1   | —          | — | —         | — | —                       | — |
| TOTAL (ALL AGES) ..                                | 26            | 21 | 3              | 1 | —                   | — | —             | — | 444     | 442 | —          | — | —         | — | —                       | — |

| Numbers Originally Notified<br>TOTAL (ALL AGES) .. | ACUTE PNEUMONIA |   | SMALLPOX |   | ACUTE ENCEPHALITIS |   |                 |   | TYPHOID FEVER |   | PARATYPHOID FEVER |   | ERYSIPELAS |   | FOOD POISONING |   |
|--|-----------------|---|----------|---|--------------------|---|-----------------|---|---------------|---|-------------------|---|------------|---|----------------|---|
|  | M               | F | M        | F | INFECTIVE          |   | POST-INFECTIOUS |   | M             | F | M                 | F | M          | F | M              | F |
|  |                 |   |          |   | M                  | F | M               | F |               |   |                   |   |            |   |                |   |
| ..   | 1               | 3 | —        | — | —                  | — | —               | — | —             | — | —                 | — | —          | 2 | 4              | 1 |
| Final Numbers after Correction                     | 1               | — | —        | — | —                  | — | —               | — | —             | — | —                 | — | —          | — | —              | — |
| Under 5 years .. ..                                | —               | — | —        | — | —                  | — | —               | — | —             | — | —                 | — | —          | — | —              | — |
| 5 — 14 years .. ..                                 | —               | — | —        | — | —                  | — | —               | — | —             | — | —                 | — | —          | 1 | —              | — |
| 15 — 44 years .. ..                                | —               | 1 | —        | — | —                  | — | —               | — | —             | — | —                 | — | —          | 1 | —              | — |
| 45 — 64 years .. ..                                | —               | 2 | —        | — | —                  | — | —               | — | —             | — | —                 | — | —          | — | —              | — |
| 65 and Over .. ..                                  | —               | — | —        | — | —                  | — | —               | — | —             | — | —                 | — | —          | — | —              | — |
| TOTAL (ALL AGES) ..                                | 1               | 3 | —        | — | —                  | — | —               | — | —             | — | —                 | — | —          | 2 | —              | — |

| Numbers Originally Notified<br>TOTAL (ALL AGES) .. | TUBERCULOSIS |   |                     |   |       |   | OTHER NOTIFIABLE DISEASES   |   |          |   |       |   |
|--|--------------|---|---------------------|---|-------|---|---|---|----------|---|-------|---|
|  | Respiratory  |   | Meninges and C.N.S. |   | Other |   | Total of New Cases coming to the knowledge of Medical Officer of Health otherwise than by formal notification |   | Original |   | Final |   |
|  | M            | F | M                   | F | M     | F | M   | F | M        | F | M     | F |
| ..   | 9            | 7 | —                   | — | 1     | 3 | —   | — | —        | — | —     | — |
| Final Numbers after Correction                     | —            | — | —                   | — | —     | — | —   | — | —        | — | —     | — |
| Under 1 year .. ..                                 | —            | — | —                   | — | —     | — | —   | — | —        | — | —     | — |
| 1 year .. ..                                       | —            | — | —                   | — | —     | — | —   | — | —        | — | —     | — |
| 2 — 4 years .. ..                                  | 1            | — | —                   | — | —     | — | —   | — | —        | — | —     | — |
| 5 — 9 years .. ..                                  | —            | — | —                   | — | —     | — | —   | — | —        | — | —     | — |
| 10 — 14 years .. ..                                | —            | — | —                   | — | —     | — | —   | — | —        | — | —     | — |
| 15 — 19 years .. ..                                | —            | — | —                   | — | —     | — | —   | — | —        | — | —     | — |
| 20 — 24 years .. ..                                | —            | — | —                   | — | —     | — | —   | — | —        | — | —     | — |
| 25 — 34 years .. ..                                | 1            | 2 | —                   | — | —     | — | —   | — | —        | — | —     | — |
| 35 — 44 years .. ..                                | 3            | 3 | —                   | — | —     | — | —   | — | —        | — | —     | — |
| 45 — 54 years .. ..                                | 1            | 1 | —                   | — | —     | — | —   | — | —        | — | —     | — |
| 55 — 64 years .. ..                                | 1            | — | —                   | — | —     | — | —   | — | —        | — | —     | — |
| 65 — 74 years .. ..                                | 1            | 1 | —                   | — | —     | — | —   | — | —        | — | —     | — |
| 75 and over .. ..                                  | 1            | — | —                   | — | 1     | — | —   | — | —        | — | —     | — |
| TOTAL (ALL AGES) ..                                | 9            | 7 | —                   | — | 1     | 3 | —   | — | —        | — | —     | — |

| OTHER NOTIFIABLE DISEASES |    |       |    |
|---------------------------|----|-------|----|
| Original                  |    | Final |    |
| M                         | F  | M     | F  |
| —                         | —  | —     | —  |
| PUERPERAL PYREXIA         |    |       |    |
| —                         | 19 | —     | 19 |
| OPHTHALMIA NEONATORUM     |    |       |    |
| —                         | —  | —     | —  |
| ANTHRAX                   |    |       |    |
| —                         | —  | —     | —  |

| 1910 |       | 1911 |       | 1912 |       | 1913 |       | 1914 |       | 1915 |       |
|------|-------|------|-------|------|-------|------|-------|------|-------|------|-------|
| Year | Month | Year | Month | Year | Month | Year | Month | Year | Month | Year | Month |
| 1910 | Jan   | 1911 | Jan   | 1912 | Jan   | 1913 | Jan   | 1914 | Jan   | 1915 | Jan   |
| 1910 | Feb   | 1911 | Feb   | 1912 | Feb   | 1913 | Feb   | 1914 | Feb   | 1915 | Feb   |
| 1910 | Mar   | 1911 | Mar   | 1912 | Mar   | 1913 | Mar   | 1914 | Mar   | 1915 | Mar   |
| 1910 | Apr   | 1911 | Apr   | 1912 | Apr   | 1913 | Apr   | 1914 | Apr   | 1915 | Apr   |
| 1910 | May   | 1911 | May   | 1912 | May   | 1913 | May   | 1914 | May   | 1915 | May   |
| 1910 | Jun   | 1911 | Jun   | 1912 | Jun   | 1913 | Jun   | 1914 | Jun   | 1915 | Jun   |
| 1910 | Jul   | 1911 | Jul   | 1912 | Jul   | 1913 | Jul   | 1914 | Jul   | 1915 | Jul   |
| 1910 | Aug   | 1911 | Aug   | 1912 | Aug   | 1913 | Aug   | 1914 | Aug   | 1915 | Aug   |
| 1910 | Sep   | 1911 | Sep   | 1912 | Sep   | 1913 | Sep   | 1914 | Sep   | 1915 | Sep   |
| 1910 | Oct   | 1911 | Oct   | 1912 | Oct   | 1913 | Oct   | 1914 | Oct   | 1915 | Oct   |
| 1910 | Nov   | 1911 | Nov   | 1912 | Nov   | 1913 | Nov   | 1914 | Nov   | 1915 | Nov   |
| 1910 | Dec   | 1911 | Dec   | 1912 | Dec   | 1913 | Dec   | 1914 | Dec   | 1915 | Dec   |

1910  
 1911  
 1912  
 1913  
 1914  
 1915

## INFECTIOUS DISEASES

The main points of interest in Table 7 can be briefly summarised as follows:—

There were 47 cases of scarlet fever notified during the year as compared with 28 in 1964.

Whooping cough notifications numbered only four against 110 the previous year.

The district was free from poliomyelitis during 1965.

Measles notifications totalled 886 compared with 525 in 1964.

For the tenth successive year there were no cases of diphtheria in the district.

Only one notification of dysentery was received but after bacteriological examination this was not confirmed. There were 13 confirmed cases of this disease in 1964.

No cases of meningococcal infection were notified during the year.

Four notifications of acute pneumonia were received compared with five in 1964.

Five cases of food poisoning were notified but all were unconfirmed on bacteriological examination.

### SECTION III.

#### TUBERCULOSIS

TABLE 8.

Number of Cases on Register at 31st December, 1965.

| PULMONARY |        |       | NON-PULMONARY |        |       | TOTAL<br>CASES |
|-----------|--------|-------|---------------|--------|-------|----------------|
| Male      | Female | Total | Male          | Female | Total |                |
| 283       | 241    | 524   | 157           | 146    | 303   | 827            |

TABLE 9.  
New Cases and Mortality, 1965

| Age Periods   | NEW CASES |        |               |        | DEATHS    |        |               |        |
|---------------|-----------|--------|---------------|--------|-----------|--------|---------------|--------|
|               | Pulmonary |        | Non-Pulmonary |        | Pulmonary |        | Non-Pulmonary |        |
|               | Male      | Female | Male          | Female | Male      | Female | Male          | Female |
| Under 5 years | 1         | —      | —             | —      | —         | —      | —             | —      |
| 5 — 14 years  | —         | —      | —             | —      | —         | —      | —             | —      |
| 15 — 24 years | —         | —      | —             | 1      | —         | —      | —             | —      |
| 25 — 44 years | 4         | 5      | —             | 1      | 1         | 1      | —             | —      |
| 45 — 64 years | 2         | 1      | —             | 1      | 2         | —      | —             | —      |
| 65 and over   | 2         | 1      | 1             | —      | 3         | —      | —             | —      |
|               | 9         | 7      | 1             | 3      | 6         | 1      | —             | —      |

TABLE 10  
**COMPARATIVE TUBERCULOSIS STATISTICS FOR RECENT YEARS**

| YEAR | NEW CASES |        |               |        | DEATHS    |        |               |        | NO. ON REGISTER AT END OF YEAR |        |               |        |     |     |     |
|------|-----------|--------|---------------|--------|-----------|--------|---------------|--------|--------------------------------|--------|---------------|--------|-----|-----|-----|
|      | Pulmonary |        | Non-Pulmonary |        | Pulmonary |        | Non-Pulmonary |        | Pulmonary                      |        | Non-Pulmonary |        |     |     |     |
|      | Male      | Female | Male          | Female | Male      | Female | Male          | Female | Male                           | Female | Male          | Female |     |     |     |
| 1956 | 22        | 21     | 1             | 4      | 8         | 1      | 9             | 1      | 1                              | 313    | 286           | 599    | 161 | 150 | 311 |
| 1957 | 27        | 15     | 1             | 1      | 9         | 2      | 11            | 1      | —                              | 326    | 290           | 616    | 159 | 148 | 307 |
| 1958 | 22        | 14     | 2             | 1      | 6         | 1      | 7             | —      | —                              | 323    | 279           | 602    | 160 | 147 | 307 |
| 1959 | 20        | 9      | —             | —      | 8         | 2      | 10            | 1      | —                              | 324    | 264           | 588    | 155 | 146 | 301 |
| 1960 | 17        | 15     | 2             | 1      | 8         | 1      | 9             | —      | 1                              | 317    | 252           | 569    | 155 | 146 | 301 |
| 1961 | 22        | 16     | 1             | 2      | 6         | 2      | 8             | 1      | —                              | 322    | 264           | 586    | 156 | 145 | 301 |
| 1962 | 13        | 11     | 3             | 2      | 5         | —      | 5             | —      | —                              | 305    | 253           | 558    | 155 | 145 | 300 |
| 1963 | 15        | 12     | 1             | 3      | 8         | 1      | 9             | —      | —                              | 304    | 258           | 562    | 154 | 143 | 297 |
| 1964 | 16        | 6      | 3             | 1      | 7         | 1      | 8             | —      | —                              | 285    | 245           | 530    | 157 | 144 | 301 |
| 1965 | 9         | 7      | 1             | 3      | 6         | 1      | 7             | —      | —                              | 283    | 241           | 524    | 157 | 146 | 303 |

TABLE 11

The following Table shows the number of deaths from Tuberculosis (all ages) during the past five years—the figures in parenthesis indicating deaths occurring in previously notified cases of Tuberculosis.

| YEAR   | PULMONARY |        |         | NON-PULMONARY |        |       |
|--------|-----------|--------|---------|---------------|--------|-------|
|        | Male      | Female | Total   | Male          | Female | Total |
| 1961   | 6 (6)     | 2 (1)  | 8 (7)   | 1 (—)         | —      | 1 (—) |
| 1962   | 5 (3)     | —      | 5 (3)   | —             | —      | —     |
| 1963   | 8 (5)     | 1 (1)  | 9 (6)   | —             | —      | —     |
| 1964   | 7 (7)     | 1 (1)  | 8 (8)   | —             | —      | —     |
| 1965   | 6 (5)     | 1 (1)  | 7 (6)   | —             | —      | —     |
| Totals | 32 (26)   | 5 (4)  | 37 (30) | 1 (—)         | —      | 1 (—) |

## TUBERCULOSIS

The foregoing tables may be summarised as follows:—

Sixteen new cases of the respiratory form of the disease were notified during the year, comprising nine males and seven females. This was a decrease of six on the figure of 22 for 1964, made up of 16 males and six females. There were four new notifications of the non-respiratory form during the year, one male and three female.

Deaths from the respiratory form decreased from eight in 1964 to seven, six males and one female. There were no non-respiratory deaths.

The district mortality rate for respiratory tuberculosis was 0.081 per one thousand of the population compared with the figure of 0.042 for England and Wales as a whole. The non-respiratory rate for the district was nil and the national rate 0.006.

---

## SECTION IV.

### HEALTH AND WELFARE

#### TREATMENT CENTRES AND CLINICS

##### MATERNITY AND CHILD WELFARE CENTRES:—

The number of welfare centres at the end of the year was 10. Table 13 shows the aggregate attendances at the welfare centres and Table 12 the attendance at the individual centres.

##### DENTAL CLINICS:—

Three Surgeries were in operation during the year.

##### ANTE-NATAL CLINICS:—

The number of centres where separate ante-natal sessions were held was reduced to one, compared with two in the previous year. In areas where numbers do not justify special sessions, advice is given at child welfare centres.

##### HEALTH EDUCATION AND RELAXATION CLASSES:—

At the end of the year these classes were being held at three centres.

##### BIRTH CONTROL CLINICS:—

Sessions were held at three centres during the year. Table 15 shows the numbers and attendances during 1965.

##### ARTIFICIAL SUNLIGHT CLINICS:—

The number of centres using Ultra-Violet ray lamps at the end of the year was six. Details of attendances are shown in Table 16.

##### HEALTH CENTRES:—

The Health Centre at Peterlee continues to operate satisfactorily with general practitioners and local authority staff working in close co-operation.

##### CARE OF EXPECTANT AND NURSING MOTHERS AND CHILDREN UNDER SCHOOL AGE:—

Premises were adapted at Wheatley Hill and the Clinic was moved from Church Hall to Front Street, the first session being on 11th January. The total number of centres remains at 10, eight of which are held in premises owned by the Council, and two in premises on a rental basis.

TABLE 12

Attendances at Child Welfare Centres during year ended 31st December, 1965.

| CENTRES               | No. on books 31.12.65 |              |                     |                     | Attendances         |              |                     |                     | Consultations     |              |                     |                     |                     |              |                     |                     |   |    |   |   |
|-----------------------|-----------------------|--------------|---------------------|---------------------|---------------------|--------------|---------------------|---------------------|-------------------|--------------|---------------------|---------------------|---------------------|--------------|---------------------|---------------------|---|----|---|---|
|                       | Children              |              |                     |                     | Children            |              |                     |                     | Children          |              |                     |                     |                     |              |                     |                     |   |    |   |   |
|                       | Number                |              |                     |                     | Average per session |              |                     |                     | Number            |              |                     |                     | Average per session |              |                     |                     |   |    |   |   |
|                       | Expectant Mothers     | Under 1 year | Between 1 - 2 years | Between 2 - 5 years | Expectant Mothers   | Under 1 year | Between 1 - 2 years | Between 2 - 5 years | Expectant Mothers | Under 1 year | Between 1 - 2 years | Between 2 - 5 years | Expectant Mothers   | Under 1 year | Between 1 - 2 years | Between 2 - 5 years |   |    |   |   |
| BLACKHALL .. .. .     | —                     | 69           | 61                  | 93                  | —                   | 756          | 128                 | 208                 | —                 | 15           | 3                   | 4                   | —                   | 326          | 55                  | 49                  | — | 7  | 1 | 1 |
| EASINGTON .. .. .     | —                     | 111          | 111                 | 103                 | —                   | 1449         | 227                 | 275                 | —                 | 14           | 2                   | 3                   | —                   | 1083         | 175                 | 176                 | — | 12 | 3 | 3 |
| HORDEN .. .. .        | —                     | 126          | 136                 | 180                 | —                   | 1738         | 465                 | 446                 | —                 | 18           | 5                   | 5                   | —                   | 1172         | 283                 | 284                 | — | 12 | 3 | 3 |
| MURTON .. .. .        | 4                     | 119          | 99                  | 139                 | 11                  | 934          | 182                 | 215                 | —                 | 9            | 2                   | 2                   | 11                  | 641          | 137                 | 160                 | — | 7  | 2 | 2 |
| PETERLEE .. .. .      | 5                     | 338          | 282                 | 272                 | 7                   | 3699         | 688                 | 705                 | —                 | 29           | 6                   | 6                   | 7                   | 1921         | 421                 | 412                 | — | 15 | 3 | 3 |
| SHOTTON .. .. .       | 8                     | 80           | 93                  | 94                  | 27                  | 785          | 187                 | 149                 | 2                 | 15           | 4                   | 3                   | 27                  | 554          | 141                 | 123                 | 2 | 11 | 3 | 3 |
| SOUTH HETTON .. .. .  | —                     | 43           | 37                  | 51                  | —                   | 462          | 102                 | 151                 | —                 | 9            | 2                   | 3                   | —                   | 375          | 41                  | 78                  | — | 8  | 1 | 2 |
| THORNLEY .. .. .      | —                     | 49           | 48                  | 36                  | —                   | 606          | 86                  | 80                  | —                 | 13           | 2                   | 2                   | —                   | 509          | 73                  | 59                  | — | 11 | 2 | 1 |
| WHEATLEY HILL .. .. . | —                     | 74           | 49                  | 60                  | —                   | 827          | 109                 | 78                  | —                 | 18           | 3                   | 2                   | —                   | 565          | 68                  | 65                  | — | 23 | 2 | 3 |
| WINGATE .. .. .       | 2                     | 59           | 69                  | 74                  | 5                   | 631          | 125                 | 98                  | —                 | 19           | 3                   | 3                   | 5                   | 306          | 62                  | 71                  | — | 12 | 2 | 3 |
| TOTALS .. .. .        | 19                    | 1068         | 985                 | 1102                | 50                  | 11887        | 2299                | 2405                | —                 | 16           | 3                   | 3                   | 50                  | 7452         | 1456                | 1477                | — | 11 | 2 | 2 |

TABLE 13  
Attendances at Child Welfare Centres during 1965

|   | Babies and Children's Sessions |                    |                     | Ante-natal Sessions |
|---|--------------------------------|--------------------|---------------------|---------------------|
|   | Under 1 year                   | 1 year and under 2 | 2 years and under 5 |                     |
| No. on books .. ..                      | 1068                           | 985                | 1102                | 19                  |
| Attendances .. ..                       | 11887                          | 2299               | 2405                | 50                  |
| Average attendance per session .. ..    | 16                             | 3                  | 3                   | —                   |
| Consultations .. ..                     | 7452                           | 1456               | 1477                | 50                  |
| Average consultations per session .. .. | 11                             | 2                  | 2                   | —                   |

During the year 3155 children made 16591 attendances at 10 centres compared with 2869 children and 16129 attendances in 1964.

#### Ante-natal Clinics

During the year 19 expectant mothers made 50 attendances compared with 36 mothers and 126 attendances in 1964.

#### *Ante-natal Education Classes:—*

Instructions in exercises for ante-natal patients and courses of talks on pregnancy, labour and baby care were given by Health Visitors and Midwives at 3 centres. These talks were illustrated by the use of film strips and films.

A total of 87 mothers took part in these courses and made 341 attendances compared with 96 mothers and 399 attendances in 1964.

TABLE 14  
Ante-natal Education Classes

| CLINIC       | No. on books | Attendances | Average Attendance per Session |
|--------------|--------------|-------------|--------------------------------|
| EASINGTON    | 16           | 73          | 3                              |
| MURTON       | 25           | 65          | 5                              |
| PETERLEE     | 46           | 203         | 9                              |
| <b>TOTAL</b> | <b>87</b>    | <b>341</b>  | <b>6</b>                       |

**Statistics relating to ante-natal cases attending centres  
for the year ending 31st December, 1965**

|   |                                  |    |    |    |    |    |    |    |    |    |
|---|----------------------------------|----|----|----|----|----|----|----|----|----|
| No. of cases  | ..                               | .. | .. | .. | .. | .. | .. | .. | .. | 19 |
| <b>1. Duration of Pregnancy at time of first attendance</b> |                                  |    |    |    |    |    |    |    |    |    |
|   | Under 3 months                   | .. | .. | .. | .. | .. | .. | .. | .. | 4  |
|   | 3-6 months                       | .. | .. | .. | .. | .. | .. | .. | .. | 13 |
|   | 6-9 months                       | .. | .. | .. | .. | .. | .. | .. | .. | 2  |
|   |                                  |    |    |    |    |    |    |    |    | 19 |
| <b>2. Ages</b>  |                                  |    |    |    |    |    |    |    |    |    |
|   | Under 20                         | .. | .. | .. | .. | .. | .. | .. | .. | 3  |
|   | 20-25                            | .. | .. | .. | .. | .. | .. | .. | .. | 5  |
|   | 26-30                            | .. | .. | .. | .. | .. | .. | .. | .. | 3  |
|   | 31-35                            | .. | .. | .. | .. | .. | .. | .. | .. | 3  |
|   | 36-40                            | .. | .. | .. | .. | .. | .. | .. | .. | 3  |
|   | 41+                              | .. | .. | .. | .. | .. | .. | .. | .. | 2  |
|   |                                  |    |    |    |    |    |    |    |    | 19 |
| <b>3. Parity</b>  |                                  |    |    |    |    |    |    |    |    |    |
|   | 1                                | 2  | 3  | 4  | 5  | 6  | 7  | 8  | 9+ |    |
|   | 6                                | 2  | 2  | 6  | 2  | 1  | —  | —  | —  |    |
|   | TOTAL:— 19                       |    |    |    |    |    |    |    |    |    |
| <b>4. General Health</b>                                    |                                  |    |    |    |    |    |    |    |    |    |
|   | Poor                             | .. | .. | .. | .. | .. | .. | .. | .. | —  |
|   | Moderate                         | .. | .. | .. | .. | .. | .. | .. | .. | 6  |
|   | Good                             | .. | .. | .. | .. | .. | .. | .. | .. | 13 |
|   |                                  |    |    |    |    |    |    |    |    | 19 |
| <b>5. Nature of confinement</b>                             |                                  |    |    |    |    |    |    |    |    |    |
|   | (a) Normal                       | .. | .. | .. | .. | .. | .. | .. | .. | 10 |
|   | (b) Abnormal                     |    |    |    |    |    |    |    |    | 1  |
|   | Instrumental                     | .. | .. | .. | .. | .. | .. | .. | .. | —  |
|   | Induction                        | .. | .. | .. | .. | .. | .. | .. | .. | —  |
|   | Caesarean                        | .. | .. | .. | .. | .. | .. | .. | .. | —  |
|   | Malpresentation                  | .. | .. | .. | .. | .. | .. | .. | .. | —  |
|   | Other abnormalities              | .. | .. | .. | .. | .. | .. | .. | .. | —  |
|   | A.P. Haemorrhage                 | .. | .. | .. | .. | .. | .. | .. | .. | —  |
|   | P.P. Haemorrhage                 | .. | .. | .. | .. | .. | .. | .. | .. | —  |
|   | Prolonged labour — Disproportion |    |    |    |    |    |    |    |    | —  |
|   | Inertia                          | .. | .. | .. | .. | .. | .. | .. | .. | —  |
|   | Died undelivered                 | .. | .. | .. | .. | .. | .. | .. | .. | 1  |
|   | Not yet delivered                | .. | .. | .. | .. | .. | .. | .. | .. | 7  |
|   | Removed from district            | .. | .. | .. | .. | .. | .. | .. | .. | 1  |
|   |                                  |    |    |    |    |    |    |    |    | 19 |

**Results**

|                        |    |    |    |
|------------------------|----|----|----|
| Full time live births  | .. | .. | 7  |
| Full time still births | .. | .. | 1  |
| Premature live births  | .. | .. | 1  |
| Premature still births | .. | .. | 1  |
| Abortions              | .. | .. | —  |
| Died undelivered       | .. | .. | 1  |
| Not yet delivered      | .. | .. | 7  |
| Removed from district  | .. | .. | 1  |
|                        |    |    | —  |
|                        |    |    | 19 |

No. of Maternal Deaths

—

No. of Sets of Twins

—

**Place of confinement**

|                       |    |    |    |    |    |
|-----------------------|----|----|----|----|----|
| (a) In hospitals      | .. | .. | .. | .. | 5  |
| (b) At home           |    |    |    |    | 5  |
| Doctor                | .. | .. | .. | .. | —  |
| Midwife               | .. | .. | .. | .. | 1  |
| Doctor and Midwife    | .. | .. |    |    | 4  |
| B.B.A.                | .. | .. | .. | .. | —  |
| Not yet delivered     | .. | .. | .. |    | 7  |
| Removed from district | .. | .. |    |    | 1  |
| Died undelivered      | .. | .. | .. |    | 1  |
|                       |    |    |    |    | —  |
|                       |    |    |    |    | 19 |

**Abnormal conditions found at ante-natal examinations**

|                             |    |    |    |    |    |    |   |
|-----------------------------|----|----|----|----|----|----|---|
| 1. Anaemia                  | .. | .. | .. | .. | .. | .. | 2 |
| 2. Presence of Antibodies   | .. | .. | .. | .. | .. | .. | — |
| 3. Dental caries            | .. | .. | .. | .. | .. | .. | 3 |
| 4. Diabetes                 | .. | .. | .. | .. | .. | .. | — |
| 5. Early toxæmia            | .. | .. | .. | .. | .. | .. | 2 |
| 6. Pre-eclamptic toxæmia    | .. | .. | .. | .. | .. | .. | — |
| 7. Bronchitis               | .. | .. | .. | .. | .. | .. | 1 |
| 8. Tuberculosis             | .. | .. | .. | .. | .. | .. | — |
| 9. Venereal Disease         | .. | .. | .. | .. | .. | .. | — |
| 10. Non-venereal Discharges | .. | .. | .. | .. | .. | .. | — |
| 11. Haemorrhoids            | .. | .. | .. | .. | .. | .. | 1 |
| 12. Varicose Veins          | .. | .. | .. | .. | .. | .. | 5 |
| 13. Constipation            | .. | .. | .. | .. | .. | .. | 6 |
| 14. Urinary infection       |    |    |    |    |    |    |   |
| (a) acute                   | .. | .. | .. | .. | .. | .. | — |
| (b) chronic                 | .. | .. | .. | .. | .. | .. | — |
| 15. Cardiac disease         | .. | .. | .. | .. | .. | .. | 1 |
| 16. Placenta Praevia        | .. | .. | .. | .. | .. | .. | — |
| 17. Accidental haemorrhage  | .. | .. | .. | .. | .. | .. | — |

**Abnormal conditions found at ante-natal examinations—continued**

|  |    |    |    |    |    |    |   |
|--|----|----|----|----|----|----|---|
| 18. Pelvic contraction                           | .. | .. | .. | .. | .. | .. | — |
| 19. Malpresentation                              | .. | .. | .. | .. | .. | .. | — |
| 20. History of virus disease                     | .. | .. | .. | .. | .. | .. | — |
| 21. Mental abnormality associated with pregnancy | .. | .. | .. | .. | .. | .. | — |
| 22. Other conditions                             | .. | .. | .. | .. | .. | .. | 6 |

**Birth Control Clinics**

Table 15 shows the numbers and attendances during the year.

TABLE 15

**Birth Control Clinics**

| Clinic             | No. on Books | Attendances |
|--------------------|--------------|-------------|
| EASINGTON .. ..    | 4            | 26          |
| MURTON .. ..       | 39           | 106         |
| PETERLEE .. ..     | 41           | 121         |
| <b>TOTAL .. ..</b> | <b>84</b>    | <b>253</b>  |

**ARTIFICIAL SUNLIGHT CLINICS**

Treatment was given at five centres. The total attendances were 1094 compared with 1437 in 1964.

TABLE 16.

**Artificial Sunlight Clinics**

| CLINIC        | No. on books | Attendances | Average Attendance per session | No. of sessions held |
|---------------|--------------|-------------|--------------------------------|----------------------|
| WHEATLEY HILL | 4            | 26          | 1                              | 18                   |
| HORDEN        | 24           | 304         | 3                              | 94                   |
| MURTON        | 8            | 126         | 1                              | 101                  |
| PETERLEE      | 12           | 165         | 2                              | 99                   |
| SHOTTON       | 21           | 384         | 4                              | 90                   |
| WINGATE       | 13           | 89          | 1                              | 99                   |
| <b>TOTALS</b> | <b>82</b>    | <b>1094</b> | <b>2</b>                       | <b>501</b>           |

## DENTAL CARE

Dental treatment for expectant mothers and young children was available at the following centres:—

PETERLEE—as required

WINGATE —as required

Details of the treatment are given in Tables 17 and 18.

TABLE 17  
Numbers provided with Dental Care

| CLINICS  | Expectant and Nursing Mothers |                     |                   | Children under 5 |                     |                   |
|----------|-------------------------------|---------------------|-------------------|------------------|---------------------|-------------------|
|          | Examined                      | Commenced Treatment | Made Dentally Fit | Examined         | Commenced Treatment | Made Dentally Fit |
| PETERLEE | 4                             | 4                   | 4                 | 37               | 37                  | 34                |
| WINGATE  | 85                            | 59                  | 16                | 54               | 31                  | 29                |
| TOTALS   | 89                            | 63                  | 20                | 91               | 68                  | 63                |

TABLE 18  
Forms of Dental Treatment provided

| CLINIC           | Scalings and Gum Treatment | Fillings | Silver Nitrate Treatment | Crowns & Inlays | Extractions | General Anaesthetics | Dentures Provided   |                        |               | Radiographs |
|------------------|----------------------------|----------|--------------------------|-----------------|-------------|----------------------|---------------------|------------------------|---------------|-------------|
|                  |                            |          |                          |                 |             |                      | Full Upper or Lower | Partial Upper or Lower |               |             |
|                  |                            |          |                          |                 |             |                      |                     | Full Upper or Lower    | Partial Upper |             |
| PETERLEE ..      | 2                          | 12       | —                        | —               | 19          | 2                    | 2                   | —                      | —             | —           |
| WINGATE ..       | 8                          | 27       | —                        | —               | 54          | 5                    | —                   | 7                      | —             | 6           |
| TOTALS ..        | 10                         | 39       | —                        | —               | 73          | 7                    | 2                   | 9                      | —             | 6           |
| CHILDREN UNDER 5 |                            |          |                          |                 |             |                      |                     |                        |               |             |
| PETERLEE ..      | —                          | 3        | 35                       | —               | 83          | 25                   | —                   | —                      | —             | —           |
| WINGATE ..       | —                          | —        | 5                        | —               | 46          | 21                   | —                   | —                      | —             | —           |
| TOTALS ..        | —                          | 3        | 40                       | —               | 129         | 46                   | —                   | —                      | —             | —           |

### WELFARE FOODS

At the end of the year welfare foods were being distributed from ten child welfare centres throughout the area. Members of voluntary committees at five of these centres accept the responsibility for both the distribution and clerical work in connection with this scheme.

The following statement shows the amount of welfare foods issued during the year with comparative figures for 1964.

|                                  |  | 1964   | 1965   |
|----------------------------------|--|--------|--------|
| National Dried Milk (tins) .. .. |  | 10,149 | 7,374  |
| Orange Juice (bottles) .. ..     |  | 10,239 | 12,183 |
| Cod Liver Oil (bottles) .. ..    |  | 1,773  | 1,837  |
| Vitamin Tablets (packets) .. ..  |  | 690    | 836    |

TABLE 19

## Premature Births - 1965

1. No. of premature live births notified (as adjusted by transferred notifications)
- |                              |    |    |    |     |
|------------------------------|----|----|----|-----|
| (a) In hospital              | .. | .. | .. | 86  |
| (b) At home                  | .. | .. | .. | 21  |
| (c) In Private Nursing Homes | .. | .. | .. | —   |
|                              |    |    |    | 107 |
2. No. of premature still births notified (as adjusted by transferred notifications)
- |                              |    |    |    |    |
|------------------------------|----|----|----|----|
| (a) In hospital              | .. | .. | .. | 13 |
| (b) At home                  | .. | .. | .. | 1  |
| (c) In Private Nursing Homes | .. | .. | .. | —  |
|                              |    |    |    | 14 |

| WEIGHT AT BIRTH                                   | PREMATURE LIVE BIRTHS |                         |                     |                      |              |                         |                                   |                      |              |   |                     |                      |                        |                                   |
|---|-----------------------|-------------------------|---------------------|----------------------|--------------|-------------------------|-----------------------------------|----------------------|--------------|---|---------------------|----------------------|------------------------|-----------------------------------|
|   | Born in hospital      |                         |                     |                      |              |                         | Born at Home or in a Nursing Home |                      |              |   |                     |                      | Premature Still Births |                                   |
|   | Total Births          | Died                    |                     |                      | Total Births | Died                    |                                   |                      | Total Births | Transferred to hospital on or before 28th day |                     |                      | In hospital            | Born At home or in a nursing home |
|   |                       | Within 24 hrs. of birth | In 1 & under 7 days | In 7 & under 28 days |              | Within 24 hrs. of birth | In 1 & under 7 days               | In 7 & under 28 days |              | Within 24 hrs. of birth                       | In 1 & under 7 days | In 7 & under 28 days |                        |                                   |
| 2 lb. 3 oz. or less                               | 5                     | 3                       | 1                   | —                    | 1            | 1                       | —                                 | —                    | —            | —   | —                   | —                    | 2                      | 1                                 |
| Over 2 lb. 3 oz. up to and including 3 lb. 4 oz.  | 8                     | 3                       | 1                   | —                    | —            | —                       | —                                 | —                    | 3            | —   | —                   | —                    | 4                      | —                                 |
| Over 3 lb. 4 oz. up to and including 4 lb. 6 oz.  | 22                    | 1                       | 3                   | 1                    | —            | —                       | —                                 | —                    | 11           | —   | 2                   | —                    | 5                      | —                                 |
| Over 4 lb. 6 oz. up to and including 4 lb. 15 oz. | 14                    | —                       | —                   | —                    | 1            | —                       | —                                 | —                    | 3            | —   | —                   | —                    | —                      | —                                 |
| Over 4 lb. 15 oz. up to and including 5 lb. 8 oz. | 37                    | —                       | 1                   | 1                    | 5            | —                       | —                                 | —                    | 4            | —   | 1                   | —                    | 2                      | —                                 |
| TOTAL   | 86                    | 7                       | 6                   | 2                    | 7            | 1                       | —                                 | —                    | 21           | —   | 3                   | —                    | 13                     | 1                                 |

### DOMICILIARY MIDWIFERY

The following number of midwives gave notice of intention to practice in Easington Rural District during the year:—

|                              |    |    |    |    |
|------------------------------|----|----|----|----|
| District Midwives            | .. | .. | .. | 13 |
| District Nurse - Midwives    | .. | .. | .. | —  |
| Midwives in Hospital         | .. | .. | .. | 19 |
| Midwives in private practice | .. | .. | .. | —  |

At the end of the year 12 District Midwives were employed against an establishment of 14 district midwives and one district nurse midwife. Car allowances were paid to 11 midwives who used their own cars on duty.

Instruction in domiciliary midwifery was given to five pupil midwives, from the training school at Thorpe Maternity Hospital, Easington by two teaching midwives. All pupils were successful in passing the Central Midwives Board examination.

Staff meetings were held in the Council Offices at monthly intervals.

This year has been notable for its change in the pattern of domiciliary service. The incidence of hospital discharges, particularly within the accepted 10 days stay has required an adjustment by the Domiciliary Midwife to her additional responsibilities. Previously she found satisfaction in the total nursing care of mother and baby delivered at home. Now she has an increasing responsibility to care for mothers and babies delivered in hospital and returned home early to her care. In this she must see the opportunities open to her in this new situation, otherwise these additional duties will seem to be a burden. Mothercraft has always been an easier subject to teach ante-natally during daily nursing visits, as at these times the mother is usually most receptive. The Midwife's reduced night duties should release time and energy for her to develop more home and group teaching.

During the year midwives requisitioned medical help on 252 occasions, and the following statement gives particulars as to the reasons for so doing:—

|   |    |    |    |    |    |
|---|----|----|----|----|----|
| 1. Ante-natal examination - general     | .. | .. | .. | .. | 32 |
| 2. Ante-natal examination - albuminuria | .. | .. | .. | .. | 18 |
| 3. Threatened miscarriage               | .. | .. | .. | .. | 4  |

|   |    |
|---|----|
| 4. Miscarriage .. .. .  | —  |
| 5. Contracted pelvis, disproportion between child and pelvic outlet .. .. . | —  |
| 6. Malpresentation .. .. .  | 10 |
| 7. Ante-partum haemorrhage .. .. .  | 10 |
| 8. Placenta praevia .. .. .   | 1  |
| 9. Prolonged or delayed labour, uterine inertia .. .. .                     | 39 |
| 10. Post-partum haemorrhage .. .. .   | 5  |
| 11. Retained for adherent placenta or membranes .. .. .                     | 6  |
| 12. Ruptured perineum .. .. .   | 49 |
| 13. Premature birth .. .. .   | 10 |
| 14. Puerperal Pyrexia .. .. .   | —  |
| 15. Other Conditions of mother ... .. .                                     | 5  |
| 16. Inflammation of child's eyes .. .. .                                    | 25 |
| 17. Congenital malformation .. .. .   | 1  |
| 18. Other conditions of baby .. .. .  | 24 |
| 19. Stillbirth .. .. .  | 1  |
| 20. Neonatal death .. .. .  | —  |
| 21. Other reasons .. .. .   | 12 |

In addition to the notifications of sending for medical help, the following notifications were received from midwives:—

|   |    |
|---|----|
| Stillbirths .. .. .                           | 11 |
| Death of mother .. .. .                       | —  |
| Death of child .. .. .                        | 3  |
| Laying out the dead .. .. .                   | 3  |
| Liability to be a source of infection .. .. . | —  |

TABLE 20

Number of Deliveries attended by Domiciliary Midwives during the Year

|                    | Dr. not booked |                 | Dr. booked  |                 | Total | Discharges from Hospital before 10th day |
|--------------------|----------------|-----------------|-------------|-----------------|-------|--|
|                    | Dr. present    | Dr. not present | Dr. present | Dr. not present |       |  |
| District Mid-wives | 3              | 8               | 39          | 561             | 611   | 528                                      |

## HOME NURSING

At the end of 1965, 14 District Nurses were employed. A further two nurses were employed on relief work during the year. Twelve nurses were authorised car users at the end of the year. Three nurses attended training schools for district training during the year and were successful in passing the examination. They were awarded the National Certificate of District Nursing.

This service enjoys, almost without interruption, a constantly maintained full establishment. This, along with the increased use of disposable materials, allows for manageable case-loads, safer standards of nursing care, and time for more social care of the patient by the nurse, particularly amongst the aged.

Incontinence under pads are provided for carefully selected patients and are helpful in the proper nursing care of complicated cases.

TABLE 21  
HOME NURSING STATISTICS - 1965

| YEAR | STAFF      |           | GENERAL MEDICAL |        | GENERAL SURGICAL |        | INFECTIOUS DISEASES |        | TUBERCULOSIS |        | MATERNAL COMPLICATIONS |        | OTHERS |        | TOTAL |        |
|------|------------|-----------|-----------------|--------|------------------|--------|---------------------|--------|--------------|--------|------------------------|--------|--------|--------|-------|--------|
|      | Whole-time | Part-time | Cases           | Visits | Cases            | Visits | Cases               | Visits | Cases        | Visits | Cases                  | Visits | Cases  | Visits | Cases | Visits |
| 1964 | 14         | —         | 1433            | 30599  | 393              | 7525   | 2                   | 18     | 38           | 1952   | 21                     | 196    | 95     | 783    | 1982  | 41073  |
| 1965 | 14         | —         | 1704            | 35822  | 433              | 8572   | 3                   | 15     | 37           | 1900   | 55                     | 479    | —      | —      | 2232  | 46788  |

TABLE 22

| YEAR | Patients included in above table who were 65 or over at the time of the first visit during the year. |        | Children included in above table who were under 5 at the time of the first visit during the year. |        | Patients included in above table who had more than 24 visits during the year. |        |
|------|--|--------|---|--------|---|--------|
|      | Cases  | Visits | Cases   | Visits | Cases   | Visits |
| 1964 | 653  | 21562  | 124   | 912    | 356   | 27987  |
| 1965 | 759  | 24421  | 111   | 873    | 416   | 28977  |

## HEALTH VISITORS

Summary of work done during the year ended  
31st December, 1965

## DOMICILIARY VISITS

## Maternity and Child Welfare:—

|              |                                    |    |    |    |    |          |       |
|--------------|------------------------------------|----|----|----|----|----------|-------|
| Ante-natal   | First visits                       | .. | .. | .. | .. | ..       | 545   |
|              | Re-visits                          | .. | .. | .. | .. | ..       | 162   |
| Births—      | 1st Visits                         | .. | .. | .. | .. | ..       | 1611  |
|              | Re-visits to children under 1 year | .. | .. | .. | .. | ..       | 4955  |
|              | Re-visits to children 1 – 2 years  | .. | .. | .. | .. | ..       | 3577  |
|              | Re-visits to children 2 – 3 years  | .. | .. | .. | .. | ..       | 3188  |
|              | Re-visits to children 3 – 4 years  | .. | .. | .. | .. | ..       | 2936  |
|              | Re-visits to children 4 – 5 years  | .. | .. | .. | .. | ..       | 3524  |
|              | Re-visits to children 5 – 6 years  | .. | .. | .. | .. | ..       | —     |
| Other visits | ..                                 | .. | .. | .. | .. | ..       | —     |
|              |                                    |    |    |    |    | TOTAL .. | 20498 |

## Tuberculosis:—

|              |    |    |    |    |    |          |     |
|--------------|----|----|----|----|----|----------|-----|
| First visits | .. | .. | .. | .. | .. | ..       | 58  |
| Re-visits    | .. | .. | .. | .. | .. | ..       | 446 |
| Other visits | .. | .. | .. | .. | .. | ..       | —   |
|              |    |    |    |    |    | TOTAL .. | 504 |

## SCHOOL WORK

|                                 |    |    |    |    |    |          |     |
|---------------------------------|----|----|----|----|----|----------|-----|
| School children (Home visits)   | .. | .. | .. | .. | .. | ..       | 380 |
| School children (School visits) | .. | .. | .. | .. | .. | ..       | 345 |
|                                 |    |    |    |    |    | TOTAL .. | 725 |

## GENERAL HEALTH

|             |    |    |    |    |    |    |     |
|-------------|----|----|----|----|----|----|-----|
| Visits paid | .. | .. | .. | .. | .. | .. | 602 |
|-------------|----|----|----|----|----|----|-----|

## Mental sub-normality:—

|  |    |    |    |    |    |    |      |
|--|----|----|----|----|----|----|------|
| Visits paid to Mentally Sub-normal persons | .. | .. | .. | .. | .. | .. | 226  |
| Old people                                 | .. | .. | .. | .. | .. | .. | 1410 |
| Myopia                                     | .. | .. | .. | .. | .. | .. | —    |

## Summary:—

|   |       |
|---|-------|
| Ineffective visits .. .. .  | 3216  |
| Total number of visits .. .. .                                      | 27181 |
| No. of effective visits .. .. .                                     | 23965 |
| Time (as days) spent on visits .. .. .                              | 1346  |
| Average daily number of effective visits per Health Visitor .. .. . | 18    |

## CLINIC, ETC., WORK

## Time as days spent:—

|  |     |
|--|-----|
| (a) at maternity and child welfare centres .. .. .   | 533 |
| (b) at chest clinics and contact sessions .. .. .    | 48  |
| (c) at school head to head inspections .. .. .       | 31  |
| (d) at school clinics .. .. .                        | 3   |
| (e) conducting children to special schools .. .. .   | —   |
| (f) assisting with school medical inspection .. .. . | —   |
| (g) at nursery schools .. .. .                       | 3   |
| (h) at Poliomyelitis Vaccination Sessions .. .. .    | 36  |

## CASES REPORTED TO MEDICAL OFFICER OF HEALTH

|                                |    |
|--------------------------------|----|
| Overcrowding .. .. .           | 8  |
| Other sanitary defects .. .. . | 19 |

## INFLAMMATION OF THE EYES

|                          |    |
|--------------------------|----|
| Number of cases .. .. .  | 36 |
| Number of visits .. .. . | 74 |

## Treatment

|  |    |
|--|----|
| No. treated by own doctor .. .. .                    | 26 |
| No. treated by own doctor and District Nurse .. .. . | 8  |
| Special Treatment .. .. .                            | 2  |

---

TOTAL .. 36

---

## Hospital Treatment

|                     |   |
|---------------------|---|
| In patient .. .. .  | — |
| Out patient .. .. . | — |

---

TOTAL .. —

---

## Results

|  |    |
|--|----|
| Vision unimpaired .. .. .                      | 36 |
| Under treatment at the end of the year .. .. . | —  |

---

TOTAL .. 36

---

Statistics are of most value when the knowledge imparted is carefully and critically assessed and acted upon with subsequent improvement in services surveyed.

Statistical information, otherwise, is sterile, and the compiling of it a waste of valuable time. This needs to be remembered, particularly in the Health Visitor's work. She must, on her own initiative, endeavour to see the purpose in the recording of the vast amount of information she is required to collect. She must recognise the pointers, and have enthusiasm and ability to take action where action is shown to be necessary.

During the past year 909 babies received a simple hearing test and of this number 2 were referred to the Family Doctor for further investigation. Other parents failed to keep 1057 appointments offered to their children. Clearly there is a need to educate parents on the purpose and wisdom of accepting this simple hearing test for their children at an early age when treatment, if needed, is more likely to be effective.

Statistics also show that 55 children, mostly between the ages of 2 to 5 were admitted to hospital as a result of some form of accident, most of these accidents occurred at home, and of these 55, 17 children were suffering from poisoning, having taken harmful tablets or liquids placed within too easy reach of them. Much more emphasis is needed on this common danger to children.

During the year 384 children born were subject to the risk of later complications in progress, by reason of some deviation from normal during ante-natal or labour incidence. The majority of these children are making normal progress and to date the total number on the register, which originated in 1962 remains at 957. These children are under the special supervision of the Health Visitor.

The number of children born with obvious congenital deformities during the year was 41, these are, of course, included in the children "At Risk" and receive special supervision to ensure that any subsequent handicap will be recognised and treatment initiated at the earliest opportunity.

The care of the aged, a responsibility of the Health Visitor, requires more time and attention. At present, Health Visitors are in contact with 983 persons in this group but many more need to be sought out and helped.

A simple test to detect a particular sign of a possible later mental handicap is carried out on all new babies and this test is repeated between the 4th and 6th week. As yet no abnormal result has been reported. Again, accuracy in testing is absolutely essential if the assessment is to be reliable. Complacency in this work could have tragic results.

A Cytology Clinic for the detection of early signs of Cancer in women was started at the Peterlee Health Centre on the 12th November, 1965. The class of woman most prone to this form of Cancer is unfortunately those least concerned with their health and more concentrated individual encouragement will need to be made if this service is to be fully and satisfactorily used.

In all these matters statistics show a need for more health education. Unfortunately the Health Visiting Service is hampered by shortages in staffing and case-loads are far in excess of the recommended case-load per Health Visitor. It is therefore necessary for the Health Visitor to carefully select the priorities within her overall duties, without overlooking the importance of regular visitations of the families under her surveillance. With the anticipated smaller case-loads health education could be more fully developed by the Health Visitor in specialised group teaching, in schools and also at individual home visits.

At the end of the year the Health Visitor staff numbered eight as against an establishment of 11. Seven Health Visitors were paid car allowances at the end of the year.

#### PETERLEE HEALTH CENTRE

A highly successful exhibition was held in October when 440 school children between the ages of 10 and 16 attended. Health Visitors Miss A. Simpson and Miss. M. Arthur personally conducted the children in small groups round the display and elaborated on the theme "Positive Health". Children were invited to produce posters portraying some aspect of the exhibition. One school responded to the invitation, posters were submitted and proved the efficacy of the teaching. Token prizes were presented to the artists of the best posters.

We are fortunate that the character of the area and administrative arrangements within the Easington Rural district makes for a compact service with close relationship of all members of the Health and Welfare team, making for improved care to the community.

## VACCINATION AND IMMUNISATION

### SMALLPOX, DIPHTHERIA, WHOOPING COUGH AND TETANUS

Propaganda leaflets, drawing attention to the need for children to be protected against these diseases are sent to parents when their children attain the age of three months. All leaflets give details of facilities available for vaccination and immunisation in the area.

Vaccinations and Immunisations are carried out by general practitioners at surgeries, assistant welfare medical officers at child welfare centres and by school medical officers in schools.

Tables 23 to 27 give details of the numbers vaccinated and immunised during the year.

### POLIOMYELITIS VACCINATION

Following outbreaks of poliomyelitis in other parts of the country a poliomyelitis vaccination scheme was held during the last quarter of 1965. Vaccination sessions were held in all schools, child welfare centres, factories and National Coal Board Medical centres throughout the area.

TABLE 23

### POLIOMYELITIS VACCINATION

| Type of Vaccine | Number of Persons who have received a primary course of vaccination |           |           |           |              |              |        |       | No. of Persons who have received reinforcing dose |
|-----------------|---|-----------|-----------|-----------|--------------|--------------|--------|-------|---|
|                 | Born 1965   | Born 1964 | Born 1963 | Born 1962 | Born 1958-61 | Born 1950-57 | Others | Total |   |
| SALK            | —   | —         | 1         | 3         | 26           | 8            | 3      | 41    | 42  |
| SABIN           | 147   | 678       | 176       | 110       | 894          | 1007         | 1060   | 4072  | 7069  |
| QUADRUPLE       | 31  | 69        | 16        | 12        | 5            | —            | —      | 133   | 39  |
| TOTAL           | 178   | 747       | 193       | 125       | 925          | 1015         | 1063   | 4246  | 7150  |

TABLE 24  
SMALLPOX VACCINATION

| AGE               | 0-3 months | 3-6 months | 6-9 months | 9-12 months | 1 year | 2-4 years | 5-14 years | 15 + years | TOTAL |
|-------------------|------------|------------|------------|-------------|--------|-----------|------------|------------|-------|
| No. VACCINATED    | 71         | 66         | 30         | 71          | 109    | 39        | 14         | 21         | 421   |
| No. RE-VACCINATED | —          | —          | —          | —           | —      | 1         | 2          | 21         | 24    |

TABLE 25

TETANUS IMMUNISATION

| Number of Persons who have received a primary course of Immunisation, either singly or in combination during the year |  |           |           |           |              | Number who have received reinforcing Injection |       |
|---|--|-----------|-----------|-----------|--------------|--|-------|
| Born 1965   |  | Born 1964 | Born 1963 | Born 1962 | Born 1958-61 |  | TOTAL |
| 386   |  | 584       | 112       | 60        | 609          | 1775   | 1362  |
|   |  |           |           |           | Others       | 24   |       |

TABLE 26  
DIPHTHERIA IMMUNISATION

| Live Births Registered | No. of children who had completed a full course of immunisation at any time up to 31st December, 1965 |      | No. of Persons who have received a primary course of immunisation either singly or in combination |      |       | No. who have Received Reinforcing Injection |
|------------------------|---|------|---|------|-------|---|
|                        | Under 5   | 5-15 | Under 5   | 5-15 | TOTAL |   |
| 1964                   | 1965  |      |   |      |       |   |
| 1637                   | 1647  | 5080 | 10168   | 1186 | 535   | 1721  |
|                        |   |      |   |      |       | 0-15  |
|                        |   |      |   |      |       | 1736  |

TABLE 27  
WHOOPIING COUGH IMMUNISATION

| No. of persons who have received a primary course of immunisation either singly or in combination |             |              |       | No. who have Received Reinforcing Injection |
|---|-------------|--------------|-------|---|
| Under 1 year  | 1 - 4 years | 5 - 15 years | TOTAL |   |
| 386   | 791         | 46           | 1223  | 370   |
|   |             |              |       | 0 - 15                                      |

## PREVENTION OF ILLNESS, CARE AND AFTER-CARE

### B.C.G. VACCINATION

Tuberculin testing and Vaccination of school children was postponed in favour of a Poliomyelitis Vaccination scheme and will be undertaken during early 1966. During the year 183 children were skin tested and 165 vaccinated.

### NURSING EQUIPMENT

A store of articles for loan is maintained in the Health Department and issues are made on the recommendation of doctors, nurses and almoners.

Table 28 gives a summary of provisions made during 1965.

**TABLE 28 - Equipment Loaned during 1965**

| Articles               | No.  | Articles                 | No. |
|------------------------|------|--------------------------|-----|
| Air Rings .. ..        | 46   | Invalid Chairs, Adult .. | 44  |
| Bathmats .. ..         | 8    | Invalid Chairs, Junior   | 14  |
| Bath Safety Rail .. .. | 10   | Lifting Poles .. ..      | 1   |
| Bath Seats .. ..       | 8    | Rubber Sheets .. ..      | 63  |
| Bedcages .. ..         | 35   | Sorbo Mattresses .. ..   | 30  |
| Bedpans .. ..          | 84   | Sorbo Rings .. ..        | 15  |
| Bedrests .. ..         | 61   | Sorbo Squares .. ..      | 11  |
| Bedsteads .. ..        | 11   | Toilet Seat - Inflatable | 2   |
| Bed Tables .. ..       | 2    | Tripod Sticks .. ..      | 27  |
| Commodes .. ..         | 77   | Urinals, Male .. ..      | 40  |
| Cots, Adult .. ..      | 2    | Urinals, Female .. ..    | 2   |
| Crutches .. ..         | 8    | Walking Sticks .. ..     | 3   |
| Eneuresis Sets .. ..   | 23   |                          |     |
| Fracture Boards .. ..  | 4    |                          |     |
|                        | sets |                          |     |
| Feeding Cups .. ..     | 1    |                          |     |

## CHIROPODY

The chiropody service was continued during the year. Regular sessions are held at child welfare centres but domiciliary visits are arranged for persons who cannot travel. The service is for persons of pensionable age only and no charge is made. Table 29 gives details of treatments.

TABLE 29

### Chiropody Service

| CENTRE                        | No. of treatments |
|-------------------------------|-------------------|
| Hornden .. .. .               | 350               |
| Murton .. .. .                | 397               |
| Easington .. .. .             | 369               |
| Peterlee .. .. .              | 388               |
| Thornley .. .. .              | 293               |
| Wingate .. .. .               | 313               |
| Shotton .. .. .               | 344               |
| Deaf Hill .. .. .             | 229               |
| Wheatley Hill .. .. .         | 84                |
|                               | <hr/>             |
|                               | 2767              |
| Domiciliary Treatment .. .. . | 1168              |
|                               | <hr/>             |
| TOTAL .. .. .                 | 3935              |
|                               | <hr/>             |

## HEALTH EDUCATION

### *Smoking and Lung Cancer*

This subject has been publicised by posters at welfare centres and films shown to school children and mothers' clubs throughout the district. Other topics of health education have also been publicised in group talks.

## DOMESTIC HELP SERVICE

The district is supervised by two Domestic Help Organisers who engage, and place Domestic Helps and investigate all applications for help.

### CHARGES AND REMUNERATION:—

The fee for the service is 5/5d. per hour, but the amount payable may be reduced in accordance with the scale of charges which takes into account the ability of the family or individual to pay.

The following is a summary of work accomplished during 1965:—

|  |    |    |      |
|--|----|----|------|
| No. of cases provided with domestic help during the period |    |    |      |
| Chronic sick (including aged and infirm) .. .. .           | .. | .. | 703  |
| Maternity (including expectant mothers) .. .. .            | .. | .. | 6    |
| Tuberculosis .. .. .                                       | .. | .. | —    |
|  |    |    | 709  |
|  |    |    | 709  |
| No. of cases attended 1st January, 1965 .. .. .            | .. | .. | 500  |
| *No. of new cases during the year .. .. .                  | .. | .. | 209  |
| No. of cases terminated during the year .. .. .            | .. | .. | 112  |
| No. of cases attended 31st December, 1965 .. .. .          | .. | .. | 597  |
| No. of cases on waiting list at 31st December, 1965 ..     | .. |    | 18   |
| No. of visits paid by organisers .. .. .                   | .. | .. | 3851 |
| No. of Domestic Helps employed at the end of the year ..   | .. |    | 293  |

\*Including 19 cases which ceased and recommenced later in the year.

### MENTAL HEALTH SERVICE

#### STAFF

|                                       |    |    |   |
|---------------------------------------|----|----|---|
| Mental Welfare Officers .. .. .       | .. | .. | 3 |
| Supervisors, Training Centres .. .. . | .. | .. | 1 |
| Assistant Supervisors .. .. .         | .. | .. | 2 |
| Trainee Assistant Supervisors .. .. . | .. | .. | 3 |
| Craft Instructors (Male) .. .. .      | .. | .. | 1 |

One Mental Welfare Officer is at present on a course of study for the Diploma of Social Studies at the Newcastle College of Commerce.

## ACCOUNT OF WORK UNDERTAKEN IN THE COMMUNITY

## HOSPITAL ADMISSIONS

TABLE 30

| HOSPITAL                 | Sect. 25 | Sect. 26 | Sect. 29 | Sect. 60 | Inform. | Temp. | TOTAL |
|--------------------------|----------|----------|----------|----------|---------|-------|-------|
| MENTALLY ILL             |          |          |          |          |         |       |       |
| General, West Hartlepool | —        | —        | 3        | —        | 5       | —     | 8     |
| Winterton, Sedgfield     | —        | —        | 39       | 1        | 10      | —     | 50    |
| Cherry Knowle, Ryhope    | —        | —        | 4        | —        | 2       | —     | 6     |
| Total                    | —        | —        | 46       | 1        | 17      | —     | 64    |
| MENTALLY SUB-NORMAL      |          |          |          |          |         |       |       |
| Prudhoe and Monkton      | —        | —        | —        | —        | —       | —     | —     |
| Aycliffe                 | —        | —        | —        | —        | 1       | 2     | 3     |
| Winterton, Sedgfield     | —        | —        | —        | —        | —       | —     | —     |
| TOTAL                    | —        | —        | —        | —        | 1       | 2     | 3     |

## ASCERTAINMENT

Under the provisions of the Education Act 1944, the Local Education Authority notified the following cases during the year.

| Section 57   | M. | F. | Total |
|--|----|----|-------|
| Children considered unsuitable for education at school .. .. . | 1  | 3  | 4     |

At the end of the year there were 350 mentally sub-normal persons on the register, 6 of these being added during the year, compared with 13 in 1964.

The supervision of mentally sub-normal persons is mainly carried out by Mental Welfare Officers and Health Visitors who made 1800 and 226 visits respectively.

## TRAINING CENTRES

The Junior Training Centre, Easington, continued to operate satisfactorily during the year, and on 31st December, 1965, 44 children and 9 adults were in attendance.

## WELFARE OF THE BLIND AND PARTIALLY-SIGHTED

### REGISTER AND REGISTRATION OF BLIND PERSONS

The number of blind persons on the register at 31st December, 1965, was 143, an increase of one during the year. Table 31 gives details.

TABLE 31

#### Blind Population according to Age and Sex

|              | 1 and<br>under | 2-<br>4 | 5-<br>10 | 11-<br>15 | 16-<br>20 | 21-<br>29 | 30-<br>39 | 40-<br>49 | 50-<br>59 | 60-<br>64 | 65-<br>69 | 70-<br>79 | 80 &<br>over | TOTAL |
|--------------|----------------|---------|----------|-----------|-----------|-----------|-----------|-----------|-----------|-----------|-----------|-----------|--------------|-------|
| M            | —              | —       | 2        | 2         | 1         | 3         | 6         | 3         | 6         | 3         | 4         | 13        | 12           | 55    |
| F            | —              | —       | —        | —         | 1         | —         | 3         | 8         | 7         | 8         | 8         | 23        | 30           | 88    |
| <b>TOTAL</b> | —              | —       | 2        | 2         | 2         | 3         | 9         | 11        | 13        | 11        | 12        | 36        | 42           | 143   |

During this period 31 blind persons were added to the register and 30 either died or left the district.

Two part-time ophthalmologists examined 36 cases referred to them. These cases were classified as follows:—

#### First Examination

|   |    |
|---|----|
| No. certified blind .. .. .             | 17 |
| No. certified partially-sighted .. .. . | 7  |
| No. certified not blind .. .. .         | 2  |
|   | 26 |

#### Re-examinations

|   |    |
|---|----|
| No. certified blind .. .. .             | 7  |
| No. certified partially-sighted .. .. . | 2  |
| No. certified not blind .. .. .         | 1  |
|   | 10 |

### REGISTRATION OF PARTIALLY-SIGHTED

The number of partially-sighted persons on the Council's register on 31st December, 1965, was 24 compared to 30 in 1964. Table 32 gives details.

TABLE 32  
Partially-sighted Persons according to Age and Sex

|       | 0-1 | 2-4 | 5-15 | 16-20 | 21-49 | 50-64 | 65 and over | TOTAL |
|-------|-----|-----|------|-------|-------|-------|-------------|-------|
| M     | —   | —   | 4    | 1     | —     | 4     | 3           | 12    |
| F     | —   | —   | 2    | 1     | —     | 1     | 8           | 12    |
| TOTAL | —   | —   | 6    | 2     | —     | 5     | 11          | 24    |

The following table gives further information regarding the recommendations and action taken in relation to blind and partially-sighted persons registered during the year.

TABLE 33

|   | Cause of Disability |          |       |
|---|---------------------|----------|-------|
|   | Cataract            | Glaucoma | Misc. |
| (1) No. of cases registered during the year in respect of which |                     |          |       |
| (a) No treatment was recommended:—                              |                     |          |       |
| Blind .. .. .   | 1                   | 1        | 18    |
| Partially-sighted ..  | 1                   | 2        | 6     |
| (b) Treatment recommended (Medical, Surgical or Optical)        |                     |          |       |
| Blind .. .. .   | 3                   | —        | 1     |
| Partially-sighted ..  | —                   | —        | —     |
| (2) No. of cases at 1 (b) who later received treatment          |                     |          |       |
| Blind .. .. .   | —                   | —        | —     |
| Partially-sighted ..  | —                   | —        | —     |

In all cases of cataract, glaucoma or any other disability the patient's private doctor is informed of the findings and recommendations of the Ophthalmologist.

**EMPLOYMENT**

The following information relates to trained blind persons in employment at the end of the year.

|   | Institution<br>Workers |
|---|------------------------|
| Royal Institution for the Blind, Sunderland ..      | 1                      |
| Hartlepool Workshops for the Blind, West Hartlepool | 1                      |

**HOME TEACHING SERVICE**

One home teacher is employed by this Authority, and one employed by Durham County Council spends part of her time visiting in the Easington area. Each of the teachers visits blind persons regularly and holds classes for teaching handicrafts.

**WELFARE OF THE PHYSICALLY HANDICAPPED**

At the end of the year there were 142 males and 88 females on the register, an increase of 13 during the last year.

The Council continues to adapt houses so as to give greater convenience and comfort to the physically-handicapped.

**WELFARE OF THE DEAF**

This service is operated on an agency agreement with the Northumberland and Durham Mission to the Deaf and Dumb. Welfare Officers visit and look after the general welfare of registered persons. At the end of the year the number of persons registered as deaf or hard of hearing was 49, classified as follows:—

|                           | M. | F. | Total |
|---------------------------|----|----|-------|
| Under 16 years .. .. .    | 3  | 3  | 6     |
| 16-64 years .. .. .       | 19 | 18 | 37    |
| 65 years and over .. .. . | 2  | 4  | 6     |
|                           | 24 | 25 | 49    |

At the end of December 1965, two boys and two girls were attending residential schools for the deaf outside the county area.

## SECTION V

### SCHOOL HEALTH SERVICE

The number of children in schools at January, 1966, was 14,793, divided as follows:—

|   | Number | Children<br>on Roll |
|---|--------|---------------------|
| Nursery .. .. .                                   | 1      | 40                  |
| Primary .. .. .                                   | 45     | 9881                |
| Secondary Modern .. .. .                          | 13     | 3674                |
| Grammar .. .. .                                   | 2      | 1080                |
| Special (Day School for Educationally Sub-normal) | 1      | 118                 |
|   | 62     | 14793               |

#### MEDICAL INSPECTIONS

Routine inspections are still being carried out in three groups:—

Entrants

Ten plus

Last year of compulsory education.

A regular monthly visit is also paid to Easington Junior Training Centre, Horden Day Special School and Wingate Nursery School.

Forms 10bM (supplementary cards) were introduced into infant schools to provide Head Teachers with a record of any relevant defects noted at the Medical examination. It is hoped that if Head Teachers request or return these cards as necessary, they will provide an index whereby Forms 10M of children for medical examination can be sorted from the office, instead of sending out the complete block of cards to the school for sorting as at present.

Invitation notices to parents have been revised in order to provide more complete information and shorten the time spent in questioning the parent at the examination.

The number of children inspected was 4,086 of which 178 were 'specials'.

760 re-inspections were also carried out.

The percentage of children whose physical condition was found to be unsatisfactory was 0.72% which is a pleasingly low figure. Children whose weight was substantially below the average but were otherwise healthy are not included in this figure.

Pupils found to require treatment at Periodic Medical Inspections (excluding Dental Diseases and Infestation with Vermin).

| Age Groups Inspected (By year of birth) | For defective vision (excluding squint) | For any of the other conditions recorded in part II | Total Individual Pupils |
|---|---|---|-------------------------|
| 1961 & later                            | —                                       | 5   | 5                       |
| 1960                                    | 14                                      | 64  | 72                      |
| 1959                                    | 30                                      | 129   | 148                     |
| 1958                                    | 25                                      | 54  | 68                      |
| 1957                                    | 4                                       | 22  | 25                      |
| 1956                                    | 2                                       | 9   | 10                      |
| 1955                                    | 9                                       | 9   | 17                      |
| 1954                                    | 91                                      | 104   | 166                     |
| 1953                                    | 53                                      | 65  | 103                     |
| 1952                                    | 14                                      | 22  | 32                      |
| 1951                                    | 118                                     | 107   | 195                     |
| 1950 & earlier                          | 207                                     | 200   | 358                     |
| <b>TOTAL ..</b>                         | <b>567</b>                              | <b>790</b>  | <b>1199</b>             |

**DEFECTS FOUND AT MEDICAL INSPECTION DURING  
THE YEAR**

| Defect or Disease     | Periodic Inspections |     |         |     |        |     |       |     |
|-----------------------|----------------------|-----|---------|-----|--------|-----|-------|-----|
|                       | Entrants             |     | Leavers |     | Others |     | Total |     |
|                       | (T)                  | (O) | (T)     | (O) | (T)    | (O) | (T)   | (O) |
| Skin .. .. .          | 20                   | 19  | 51      | 25  | 44     | 11  | 115   | 55  |
| Eyes—                 |                      |     |         |     |        |     |       |     |
| (a) Vision .. .. .    | 70                   | 37  | 318     | 58  | 180    | 81  | 568   | 176 |
| (b) Squint .. .. .    | 46                   | 6   | 37      | 6   | 37     | 2   | 120   | 14  |
| (c) Other .. .. .     | 1                    | 3   | 6       | 1   | 11     | 1   | 18    | 5   |
| Ears—                 |                      |     |         |     |        |     |       |     |
| (a) Hearing .. .. .   | 36                   | 23  | 10      | 13  | 10     | 12  | 56    | 48  |
| (b) Otitis Media .. . | 9                    | 20  | 14      | 12  | 7      | 14  | 30    | 46  |
| (c) Other .. .. .     | 2                    | —   | 4       | 4   | 2      | 2   | 8     | 6   |
| Nose and Throat .. .  | 64                   | 191 | 48      | 77  | 33     | 89  | 145   | 357 |
| Speech .. .. .        | 27                   | 21  | 8       | 12  | 9      | 13  | 44    | 46  |
| Lymphatic Glands .. . | 1                    | 62  | 1       | 9   | 1      | 13  | 3     | 84  |
| Heart .. .. .         | 8                    | 27  | 6       | 15  | 6      | 14  | 20    | 56  |
| Lungs .. .. .         | 23                   | 50  | 19      | 26  | 10     | 30  | 52    | 106 |
| Developmental—        |                      |     |         |     |        |     |       |     |
| (a) Hernia .. .. .    | 6                    | 11  | —       | 2   | 1      | 4   | 7     | 17  |
| (b) Other .. .. .     | 3                    | 21  | 2       | 1   | 7      | 8   | 12    | 30  |
| Orthopaedic—          |                      |     |         |     |        |     |       |     |
| (a) Posture .. .. .   | —                    | 1   | 2       | —   | 1      | 1   | 3     | 2   |
| (b) Feet .. .. .      | 12                   | 18  | 7       | 16  | 12     | 23  | 31    | 57  |
| (c) Other .. .. .     | 11                   | 11  | 29      | 15  | 10     | 12  | 50    | 38  |
| Nervous System—       |                      |     |         |     |        |     |       |     |
| (a) Epilepsy .. .. .  | 1                    | 3   | 1       | 4   | 6      | 3   | 8     | 10  |
| (b) Other .. .. .     | 1                    | 16  | 11      | 5   | 3      | 17  | 15    | 38  |
| Psychological—        |                      |     |         |     |        |     |       |     |
| (a) Development .. .  | 7                    | 8   | 11      | 2   | 15     | 8   | 33    | 18  |
| (b) Stability .. .. . | 3                    | 18  | 9       | 3   | 3      | 11  | 15    | 32  |
| Abdomen .. .. .       | 7                    | 11  | 11      | 10  | 12     | 12  | 30    | 33  |
| Other .. .. .         | 14                   | 13  | 37      | 6   | 27     | 10  | 78    | 29  |

(T) Number of pupils found to need treatment.

(O) Number of pupils found to need observation.

## SPECIAL INSPECTIONS

| Defect or Disease        | Special Inspections        |                              |
|--------------------------|----------------------------|------------------------------|
|                          | Pupils requiring Treatment | Pupils requiring Observation |
| Skin .. .. .             | 10                         | 5                            |
| Eyes—                    |                            |                              |
| (a) Vision .. .. .       | 40                         | 9                            |
| (b) Squint .. .. .       | 12                         | —                            |
| (c) Other .. .. .        | 1                          | 1                            |
| Ears—                    |                            |                              |
| (a) Hearing .. .. .      | 6                          | 2                            |
| (b) Otitis Media .. .. . | 5                          | 2                            |
| (c) Other .. .. .        | —                          | 2                            |
| Nose and Throat .. .. .  | 14                         | 22                           |
| Speech .. .. .           | 7                          | 25                           |
| Lymphatic Glands .. .. . | —                          | 3                            |
| Heart .. .. .            | 3                          | 6                            |
| Lungs .. .. .            | 6                          | 6                            |
| Developmental—           |                            |                              |
| (a) Hernia .. .. .       | 1                          | 1                            |
| (b) Other .. .. .        | 1                          | 4                            |
| Orthopaedic—             |                            |                              |
| (a) Posture .. .. .      | —                          | 1                            |
| (b) Feet .. .. .         | 4                          | 6                            |
| (c) Other .. .. .        | 8                          | 2                            |
| Nervous System—          |                            |                              |
| (a) Epilepsy .. .. .     | 8                          | 2                            |
| (b) Other .. .. .        | 1                          | 4                            |
| Psychological—           |                            |                              |
| (a) Development .. .. .  | 47                         | 2                            |
| (b) Stability .. .. .    | 3                          | 3                            |
| Abdomen .. .. .          | 2                          | 6                            |
| Other .. .. .            | 10                         | 2                            |

### PERMANENT SCHOOL CLINICS

| Clinic  | Sessions  | Sessions   |
|---|---|--|
| HORDEN<br>Blackhills<br>Road                            | Medical Officer Tues. (a.m.)<br>Minor Ailments Tues. (a.m.)<br>Building used by School Health Service only  | Educational Psychologist<br>By arrangement   |
| MURTON<br>Woods<br>Terrace                              | Medical Officer Thur. (a.m.)<br>Minor Ailments Thur. (a.m.)<br>Building used by Maternity and Child Welfare and<br>School Health Service  | Educational Psychologist—<br>By arrangement<br>Audiometrician—<br>By arrangement   |
| PETERLEE<br>Fleming<br>Place                            | Medical Officer Fri.<br>Minor Ailments Fri. (a.m.)<br>Dental Officer<br>No. 1 Surgery Daily<br>No. 2 Surgery Daily<br>Building used by Maternity and Child Welfare and<br>School Health Service | Speech Therapist—Mon.,<br>Thur., Fri.<br>Educational Psychologist—<br>By arrangement<br>Audiometrician—<br>By arrangement<br>Ophthalmologist Wed. (p.m.) |
| WHEATLEY<br>HILL<br>School<br>House,<br>Front<br>Street | Medical Officer<br>Alt. Thursdays (p.m.)<br>Minor Ailments<br>Alt. Thursdays (p.m.)<br>Building used by Maternity and Child Welfare and<br>School Health Service                                | Educational Psychologist<br>By arrangement   |
| WINGATE<br>'Oaklea',<br>Fir Tree                        | Medical Officer Mon. (a.m.)<br>Minor Ailments Mon. (a.m.)<br>Dental Officer Daily<br>Ophthalmologist Wed. (a.m.)<br>Building used by Maternity and Child Welfare and<br>School Health Service   | Speech Therapist Wednesday<br>Educational Psychologist—<br>By arrangement<br>Audiometrician—<br>By arrangement   |

From September, 1965, Wingate School Clinic Sessions were reduced to alternate Mondays coinciding with the opening of a new clinic at Wheatley Hill on alternate Thursday afternoons.

**Analysis of Cases examined at the School Clinics during  
the year 1965**

| Defect or Disease                     | No. of cases | No. Exam.  |
|---------------------------------------|--------------|------------|
| 1. Cleanliness .. .. .                | —            | —          |
| 2. Infestation - Head .. ..           | 7            | 7          |
| Body .. .. .                          | —            | —          |
| 3. Teeth .. .. .                      | 6            | 6          |
| 4. Skin (a) Ringworm of Scalp ..      | —            | —          |
| (b) Ringworm of Body ..               | —            | —          |
| (c) Other .. .. .                     | 14           | 24         |
| 5. Eyes (a) Vision .. .. .            | 25           | 29         |
| (b) Squint .. .. .                    | 4            | 6          |
| (c) Other .. .. .                     | 3            | 11         |
| 6. Ears (a) Hearing .. .. .           | 22           | 32         |
| (b) Otitis Media—R ..                 | 2            | 2          |
| —L ..                                 | —            | —          |
| (c) Other .. .. .                     | 2            | 5          |
| 7. Nose and throat .. .. .            | 33           | 69         |
| 8. Speech .. .. .                     | 13           | 14         |
| 9. Lymphatic Glands .. .. .           | 1            | 2          |
| 10. Heart and Circulation .. ..       | 8            | 18         |
| 11. Lungs .. .. .                     | 17           | 52         |
| 12. Development(a) Hernia .. ..       | —            | —          |
| (b) Other .. .. .                     | 1            | 1          |
| 13. Orthopaedic (a) Posture.. ..      | 1            | 1          |
| (b) Feet .. .. .                      | 2            | 2          |
| (c) Other .. .. .                     | 10           | 21         |
| 14. Nervous System (a) Epilepsy ..    | 3            | 6          |
| (b) Other .. .. .                     | 3            | 5          |
| 15. Psychological (a) Development     | 9            | 13         |
| (b) Stability .. .. .                 | 56           | 107        |
| 16. General Debility .. .. .          | 38           | 88         |
| 17. Abdomen .. .. .                   | 11           | 15         |
| 18. Other Defects .. .. .             | 59           | 67         |
| 19. No. appreciable Defect or Disease | 2            | 4          |
| <b>TOTALS .. .. .</b>                 | <b>352</b>   | <b>607</b> |

As in the previous year the greatest number of visits was by children with complaints with a psychological basis and an experiment is being tried of having a joint session of a School Medical Officer with the Educational Psychologist where it is felt that some supportive help is needed but the case is not serious enough to warrant a Child Guidance Clinic referral.

Sessions were also held in conjunction with the Organiser for Education of the Deaf at which the probable educational needs of pre-school children with hearing defects were investigated.

### Other Facilities for Medical Treatment

#### VISION TESTING

A weekly session is held by Mr. J. Frankenthal at Peterlee and Mr. Claud Sharp at Wingate. Where necessary, cases are referred to Sunderland Eye Infirmary for orthoptic treatment. 608 children were tested at the clinics during the year.

Head Teachers are informed as to whether or not glasses are prescribed for the children.

#### AUDIOMETRIC TESTING

Most of the audiometrician's time allocated to the Easington Excepted District has had to be used for clinic work leaving little opportunity for screening tests in schools. The School Medical Officers have been supplied with a simplified audiometer for use in the ordinary clinic sessions to reduce referrals for full audiometry.

254 full audiometric tests were performed.

30 of these were on children referred for educational subnormality.

62 children were referred for treatment.

99 had some hearing loss and were listed for review.

61 required no further action.

2 were recommended for a partially hearing unit.

In addition 23 pre-school children attended for audiometric testing.

#### HEARING AIDS

Questionnaires were sent to the Head Teachers of children known to have hearing aids and these children are also seen by the County Organiser for education of the deaf.

#### CHILD GUIDANCE

26 children were referred to the Durham Child Guidance Centre.

2 of these were recommended for a residential school for the maladjusted and are still awaiting placement.

The demand for this service continues to increase but parents are not always prepared or able to make regular visits to Durham particularly since the transfer of the Child Guidance Centre to the other side of the city.

Provision of facilities in the Easington area remains an urgent necessity.

### SPEECH THERAPY

The Speech Therapist holds clinics at Peterlee and Wingate and also pays a weekly visit to Horden Day Special School and Easington Junior Training Centre.

|  | Boys | Girls | Total |
|--|------|-------|-------|
| No. of children on register in January, 1965.. | 61   | 18    | 79    |
| No. of new cases admitted for treatment ..     | 37   | 9     | 46    |
| No. of cases discharged .. .. .                | 15   | 4     | 19    |
| No. of cases transferred .. .. .               | 3    | —     | 3     |

### TYPES OF SPEECH DEFECT TREATED:

|   |    |    |     |
|---|----|----|-----|
| Stammer .. .. .   | 24 | 4  | 28  |
| Dyslalia .. .. .  | 61 | 15 | 76  |
| Cleft Palate .. .. .  | 1  | 3  | 4   |
| Others .. .. .  | 12 | 5  | 17  |
| No. of children having received treatment throughout the year .. .. . | 98 | 27 | 125 |

### OTHER EXAMINATIONS

Physically and mentally handicapped children are ascertained either at clinics or, where necessary, at home.

The following figures show the distribution of handicapped children in the various categories.

|                                  |    |      |
|----------------------------------|----|------|
| Blind .. .. .                    | 4  | (—)  |
| Partially sighted .. .. .        | 5  | (—)  |
| Deaf .. .. .                     | 7  | (2)  |
| Partially hearing .. .. .        | 6  | (4)  |
| Physically handicapped .. .. .   | 6  | (14) |
| Delicate.. .. .                  | 8  | (11) |
| Epileptic .. .. .                | 1  | (3)  |
| Educationally sub-normal .. .. . | 96 | (32) |

The figures in brackets show the number of children examined or re-examined during the year.

40 children are placed in Special Schools (apart from schools for the Educationally Sub-normal.)

6 children attend partially hearing units.

92 children are attending a special school for E.S.N. children.

13 children have received Home Tuition during the year either on a permanent or short term basis.

10 children were provided with special transport for medical reasons.

At the end of the year 2 children were awaiting admission to Schools for the Delicate and 2 children were waiting to be admitted to Schools for the Maladjusted.

The position with regard to Educationally Sub-normal Children is improving. After the Summer holiday it was possible to admit all the children in the 1958 year group who were awaiting placement. The backlog of older children on the waiting list remains as admission at the higher ages is usually only possible where a vacancy arises due to removal from the area.

Other examinations carried out at school clinics were as follows:—

|   |         |     |
|---|---------|-----|
| For part-time employment while still attending school | ..      | 8   |
| College Entrants and Intending Teachers               | .. .. . | 126 |
| Superannuation and Sick Pay cases                     | .. .. . | 104 |
| National Childhood Survey                             | .. .. . | 33  |

#### VACCINATION and IMMUNISATION

Heaf testing of school entrants, testing and B.C.G. vaccination of children in Secondary Modern Schools and administration of oral poliomyelitis vaccine has been carried out by the Medical Officer of Health and his Staff.

School Medical Officers gave 934 booster doses of diphtheria and/or tetanus vaccine to children who had been given a primary course in infants' schools in 1964.

In a further offer of immunisation to school entrants 130 booster doses and 546 primary immunisations of diphtheria and/or tetanus were given, also 170 full courses of poliomyelitis vaccine and 309 poliomyelitis boosters.

#### DENTAL SERVICES

The service is fully staffed with three full-time Dental Officers and three Dental Surgery Assistants.

At present two full-time surgeries are working at Peterlee and one at Wingate.

## ATTENDANCES AND TREATMENT

|  | Ages<br>5 to 9 | Ages<br>10 to 14 | Ages<br>15 and over | Total |
|--|----------------|------------------|---------------------|-------|
| First Visit .. .. .                                  | 1,428          | 1,332            | 261                 | 3,021 |
| Subsequent Visits .. ..                              | 896            | 2,075            | 562                 | 3,533 |
| Total Visits .. .. .                                 | 2,324          | 3,407            | 823                 | 6,554 |
| Additional courses of treat-<br>ment commenced .. .. | 41             | 78               | 21                  | 140   |
| Fillings in permanent teeth                          | 1,239          | 4,278            | 1,008               | 6,525 |
| Fillings in deciduous teeth                          | 682            | 21               | —                   | 703   |
| Permanent teeth filled ..                            | 938            | 3,396            | 895                 | 5,229 |
| Deciduous teeth filled ..                            | 628            | 19               | —                   | 647   |
| Permanent teeth extracted                            | 62             | 362              | 113                 | 537   |
| Deciduous teeth extracted                            | 2,094          | 550              | —                   | 2,644 |
| General anaesthetics ..                              | 697            | 373              | 57                  | 1,127 |
| Emergencies .. .. .                                  | 19             | 8                | —                   | 27    |
| Number of pupils x-rayed .. ..                       |                |                  | 79                  |       |
| Prophylaxis .. .. .                                  |                |                  | 367                 |       |
| Teeth otherwise conserved .. ..                      |                |                  | 1,274               |       |
| Number of teeth root filled .. ..                    |                |                  | —                   |       |
| Inlays .. .. .                                       |                |                  | —                   |       |
| Crowns .. .. .                                       |                |                  | —                   |       |
| Courses of treatment completed ..                    |                |                  | 2,779               |       |

## ORTHODONTICS

|  |    |
|--|----|
| Cases remaining from previous year ..  | 60 |
| New cases commenced during year ..     | 84 |
| Cases completed during year ..         | 35 |
| Cases discontinued during year ..      | 15 |
| No. of removable appliances fitted ..  | 70 |
| No. of fixed appliances fitted ..      | 3  |
| Pupils referred to Hospital Consultant | 36 |

## PROSTHETICS

|  | 5 to 9 | 10 to 14 | 15 and over | Total |
|--|--------|----------|-------------|-------|
| Pupils supplied with F.U.<br>or F.L. (first time) ..   | —      | —        | —           | —     |
| Pupils supplied with other<br>dentures (first time) .. | 1      | 17       | 5           | 23    |
| Number of dentures<br>supplied .. .. .                 | 1      | 18       | 12          | 31    |

## ANAESTHETICS

|  |   |
|--|---|
| General Anaesthetics administered by Dental Officers | — |
|--|---|

## INSPECTIONS

|   |       |
|---|-------|
| (a) First inspection at school. Number of Pupils .. | 2,159 |
| (b) First inspection at clinic. Number of Pupils .. | 642   |
| Number of (a) & (b) found to require treatment      | 1,806 |
| Number of (a) & (b) offered treatment .. ..         | 1,793 |
| (c) Pupils re-inspected at school clinic .. ..      | 6,551 |
| Number of (c) found to require treatment ..         | 4,146 |

## SESSIONS

|  |       |
|--|-------|
| Sessions devoted to treatment ..                       | 1,283 |
| Session devoted to inspection .. ..                    | 63    |
| Sessions devoted to Dental Health<br>Education .. .. . | —     |

## CLEANLINESS INSPECTIONS AND HOME VISITS

The number of head inspections carried out was 7,677 of which 93 were found to be unclean being a smaller percentage than in previous years.

Some of this improvement may be attributable to the use of free shampoo which nurses take to the homes of the more troublesome cases.

The Health Visitors and School Nurses carried out the first and second inspections of the year and subsequent inspections and home follow-up visits were carried out mainly by School Nurses.

School Nurses visited the homes of 103 children following up selected hospital discharge reports and, in some cases, their reports resulted in the more prompt provision of home tuition or special transport than would otherwise have been possible.

School Nurses also provided escorts for some of the handicapped children to and from residential schools.

## SECTION VI

### SANITARY CIRCUMSTANCES OF THE AREA

#### REPORT OF THE SENIOR PUBLIC HEALTH INSPECTOR

To the Medical Officer of Health.

Sir,

I have pleasure in submitting a report of the work undertaken by the inspectors of this department during the year 1965.

The Public Health Inspectors were again active during the year in all aspects of Public Health Service, and much time was expended on Meat Inspection, Food Hygiene and Housing. "Standard Grants" under the Housing Act continue to absorb quite a proportion of the Inspectors time, especially since the Grant allowance has been extended.

The appointment of new staff has made it possible to devote more time to Inspections under the Offices, Shops and Railway Premises Act and primary inspections are progressing extremely well.

I am grateful for the assistance of my colleagues and the co-operation of the Chief Officers during the past year.

I am Sir,

Your obedient Servant,

R. E. V. WARRAND,

Senior Public Health Inspector.

## WATER SUPPLY

Water undertakings supplying the District are:—

Sunderland and South Shields Water Company.

The National Coal Board.

Forty-five samples of mains water were taken from public stand pipes or consumers' premises and submitted for bacteriological examination at the Public Health Laboratory, Sunderland. All were reported as satisfactory.

A typical analysis of a mains supply is as follows:—

| CHEMICAL ANALYSIS   | PARTS PER MILLION |
|---|-------------------|
| Total Solids dried at 180°C .. .. .                           | 464               |
| Chlorides .. .. .   | 32                |
| Temporary Hardness .. .. .                                    | 279               |
| Total Hardness .. .. .  | 400               |
| Nitrate as Nitrogen .. .. .                                   | 4.0               |
| Nitrite as Nitrogen .. .. .                                   | nil.              |
| Free Ammonia .. .. .  | nil.              |
| Albuminoid Ammonia .. .. .                                    | 0.016             |
| Oxygen absorbed from Permanganate,<br>3 hours at 37°C .. .. . | nil.              |
| Iron as Fe .. .. .  | nil.              |
| pH .. .. .  | 7.4               |

The above analysis relates to the water supplied from New Winning Pumping Station, but you will appreciate that the water supplied to the different parts of the Rural District varies considerably.

Particulars of the number of dwelling houses and the number of the population supplied from public water mains (a) direct to houses (b) by means of standpipes are given in the following table:—

| LOCALITY                | 1                    | 2             | 3  | 4  | 5  |
|-------------------------|----------------------|---------------|--|--|--|
|                         | Estimated population | Area in acres | Number of houses and other premises with dwelling ac'm'dat'n | No. of Houses with mains supply direct to houses | No. of Houses with mains supply from stand-pipes |
| Burdon ..               | 96                   | 1286          | 26   |  |  |
| Seaton with Slingley .. | 498                  | 1392          | 181  | 221  | —  |
| Warden Law ..           | 38                   | 500           | 14   |  |  |
| Castle Eden ..          | 414                  | 1546          | 166  | 166  | —  |
| Cold Hesledon ..        | 936                  | 1150          | 306  |  |  |
| Dalton-le-Dale ..       | 702                  | 691           | 259  | 565  | —  |
| Easington ..            | 9607                 | 3709          | 3158   | 3158   | —  |
| Haswell ..              | 2406                 |               |  |  |  |
| South Hetton ..         | 3017                 | 3767          | 1905   | 1905   | —  |
| Hutton Henry ..         | 375                  |               |  |  |  |
| Station Town ..         | 1967                 | 2012          | 812  | 812  | —  |
| Hawthorn ..             | 328                  | 1413          | 124  | 124  | —  |
| Blackhall ..            | 6339                 |               |  |  |  |
| Hesledens ..            | 1216                 | 2654          | 2563   | 2563   | —  |
| Murton East ..          | 8511                 | 1406          | 2856   | 2856   | —  |
| Sheraton with Hulam ..  | 110                  | 2346          | 44   |  |  |
| Nesbitt ..              | 10                   | 333           | 3  | 47   | —  |
| Shotton ..              | 5613                 | 1421          | 1881   | 1881   | —  |
| Horden ..               | 11878                | 1302          | 3670   | 3670   | —  |
| Peterlee ..             | 16496                | 2007          | 5450   | 5450   | —  |
| Thornley ..             | 4223                 | 1148          | 1393   | 1393   | —  |
| Wingate ..              | 3548                 |               |  |  |  |
| Wheatley Hill ..        | 5549                 | 4570          | 3704   | 3704   | —  |
| Trimdon ..              | 1673                 |               |  |  |  |
| TOTALS ..               | 85550                | 34653         | 28515  | 28515  | —  |

The following table shows the principal nuisances and defects dealt with during the year under the Public Health and Housing Acts:—

|  | No. of inspections | No. of Informal Notices served | No. of Statutory Notices served | Defects remedied after Notice |
|--|--------------------|--------------------------------|---------------------------------|-------------------------------|
| Housing:                                   |                    |                                |                                 |                               |
| Public Health and Housing Acts ..          | 3206               | 146                            | 4                               | 109                           |
| Overcrowding .. ..                         | 67                 | —                              | —                               | —                             |
| Sanitary Conveniences:                     |                    |                                |                                 |                               |
| Insufficient .. ..                         | —                  | —                              | —                               | —                             |
| Defective .. ..                            | 22                 | 8                              | —                               | 10                            |
| Drainage .. ..                             | 98                 | 20                             | 2                               | 12                            |
| Water Supply .. ..                         | 25                 | 1                              | —                               | 1                             |
| Food Premises .. ..                        | 2819               | 24                             | —                               | 18                            |
| Shops Act .. ..                            | 20                 | —                              | —                               | —                             |
| Dairies .. ..                              | 63                 | 2                              | —                               | 2                             |
| Slaughterhouses:                           |                    |                                |                                 |                               |
| Public .. ..                               | —                  | —                              | —                               | —                             |
| Private .. ..                              | 2310               | 1                              | —                               | 1                             |
| Tents, Vans, etc. ..                       | 18                 | —                              | —                               | —                             |
| Offensive Trades ..                        | 63                 | 6                              | —                               | 7                             |
| Factories & Workplaces                     | 97                 | 8                              | 1                               | 7                             |
| Keeping of Animals ..                      | 1                  | 1                              | —                               | 1                             |
| Insanitary Ashpits and Receptacles .. ..   | 1                  | 1                              | —                               | 1                             |
| Offensive accumulations                    | 51                 | 9                              | —                               | 7                             |
| Smoke Nuisances ..                         | 15                 | 2                              | —                               | 2                             |
| Prevention of Damage by Pests Act, 1949 .. | 2956               | 81                             | —                               | 82                            |
| <b>TOTALS ..</b>                           | <b>11826</b>       | <b>310</b>                     | <b>7</b>                        | <b>260</b>                    |

#### SMOKE ABATEMENT AND COLLIERY SPOILBANKS

Inspections have continued to be made to spoilbanks and advice given on the installation of boiler plants as to the height of flues, etc.

#### CARAVAN SITES AND CONTROL OF DEVELOPMENT ACT, 1960

The three sites used in the Crimdon area are subject to weekly visits, especially during the summer months. Notices were served on seven owners for infringements.

#### VERMINOUS PREMISES

Four Council houses and three private houses were disinfested of bed bugs. Accounts were rendered in the case of all privately owned dwellings to cover the cost of time and materials used.

In 142 cases of infestation of house property by cockroaches, etc. advice and active assistance were given.

#### INFECTIOUS DISEASE INVESTIGATION

321 visits to households were made during the year in respect of infectious diseases. Disinfection was carried out where necessary and in the case of Sonne dysentery, paratyphoid fever and food poisoning approximately 168 faecal specimens were taken for bacteriological examination. Newly appointed school meals attendants were checked against the possibility of bowel infection, and 114 specimens were submitted to the laboratory, all of which proved negative.

#### LICENSED PREMISES, CLUBS, ETC.

Twenty-two inspections were carried out at licensed premises and clubs.

#### CINEMAS AND PUBLIC HALLS

Twenty-three inspections were made in respect of heating, lighting ventilation and sanitary accommodation. One informal notice was served and complied with.

#### OFFICES, SHOPS AND RAILWAY PREMISES ACT, 1963

220 inspections were made and 155 informal notices served for infringements.

Quarterly returns for the above and notification of accidents are forwarded to the Factories Inspector.

#### ANIMAL BOARDING ESTABLISHMENTS

Regular visits were made to the premises registered in the area. One informal notice was served and later complied with.

## RODENT CONTROL

Two sewer maintenance treatments were carried out during the financial year at six-monthly intervals. The following particulars show that of the 468 manholes baited, 118 gave evidence of rat infestation:—

|  |         |     |
|--|---------|-----|
| No. of Manholes Baited                                       | .. .. . | 468 |
| No. of Manholes Baited showing part takes of poison bait     | .. .. . | 101 |
| No. of Manholes Baited showing complete takes of poison bait | .. .. . | 17  |

It will be observed from the table that during the year 1965, inspection of non-agricultural properties either as a result of complaints received or in the course of normal daily routine revealed 567 infestations by rats. Only 53 of these were found to be heavy or major infestations and the remainder, 514 were minor. Ten properties were found to be seriously infested by mice, and included in the 193 premises requiring minor treatment for mice 154 were dwelling houses. Altogether 642 properties affected by rat or mouse infestation were treated during the year. There were 314 inspections carried out on agricultural properties during 1965, and farmers and tenants are still being encouraged to contract with the Council for the destruction of rodents on their premises.

## Prevention of Damage by Pests Act, 1949.

Report for 12 Months ended 31st December, 1965.

|  | TYPE OF PROPERTY          |   |   |   |                          |
|--|---------------------------|---|---|---|--------------------------|
|  | NON-AGRICULTURAL          |   |   |   | (5)<br>Agri-<br>cultural |
|  | (1)<br>Local<br>Authority | (2)<br>Dwelling<br>Houses (inc.<br>Council<br>Houses) | (3)<br>All other<br>(including<br>Business<br>Premises) | (4)<br>Total of<br>Cols. (1)<br>(2) and (3) |                          |
| I. Number of properties in Local Authority's District (see Notes 1 & 2)  | 63                        | 27953   | 4546  | 32562                                       | 333                      |
| II. Total number of <b>properties inspected</b> as a result of notification (See Note 3)                             | 26                        | 480   | 136   | 642   | 5                        |
| Number of such properties found to be infested by:—  |                           |   |   |   |                          |
| Common rat (Major .. ..)   | 15                        | —   | 16  | 31  | 4                        |
| (Minor .. ..)  | 5                         | 353   | 50  | 408   | 1                        |
| Ship rat (Major .. ..)   | —                         | —   | —   | —   | —                        |
| (Minor .. ..)  | —                         | —   | —   | —   | —                        |
| House mouse (Major .. ..)  | 1                         | 2   | 7   | 10  | —                        |
| (See Note 4) (Minor .. ..)   | 3                         | 117   | 26  | 146   | —                        |
| III. Total number of <b>properties inspected</b> in the course of <b>survey under the Act</b>                        | 15                        | 125   | 38  | 178   | 193                      |
| Number of such properties found to be infested by:—  |                           |   |   |   |                          |
| Common rat (Major .. ..)   | 8                         | —   | 8   | 16  | 4                        |
| (Minor .. ..)  | 4                         | 70  | 20  | 94  | 34                       |
| Ship rat (Major .. ..)   | —                         | —   | —   | —   | —                        |
| (Minor .. ..)  | —                         | —   | —   | —   | —                        |
| House mouse (Major .. ..)  | —                         | —   | —   | —   | —                        |
| (Minor .. ..)  | 3                         | 30  | 4   | 37  | 4                        |
| IV. Total number of <b>properties otherwise inspected</b> (e.g. when visited primarily for some other purpose) .. .. | 3                         | 9   | 16  | 28  | —                        |
| Number of such properties found to be infested by:—  |                           |   |   |   |                          |
| Common rat (Major .. ..)   | 1                         | —   | 5   | 6   | —                        |
| (Minor .. ..)  | 2                         | 4   | 6   | 12  | —                        |
| Ship rat (Major .. ..)   | —                         | —   | —   | —   | —                        |
| (Minor .. ..)  | —                         | —   | —   | —   | —                        |
| House mouse (Major .. ..)  | —                         | —   | —   | —   | —                        |
| (Minor .. ..)  | —                         | 5   | 5   | 10  | —                        |

Prevention of Damage by Pests Act, 1949—*continued*

|  | TYPE OF PROPERTY          |   |   |   |                          |
|--|---------------------------|---|---|---|--------------------------|
|  | NON-AGRICULTURAL          |   |   |   | (5)<br>Agri-<br>cultural |
|  | (1)<br>Local<br>Authority | (2)<br>Dwelling<br>Houses (inc.<br>Council<br>Houses) | (3)<br>All other<br>(including<br>Business<br>Premises) | (4)<br>Total of<br>Cols. (1)<br>(2) and (3) |                          |
| V. Total inspections carried out - including re-inspections (To be completed only if figures are readily available) .. .. .                | 124                       | 2139  | 456   | 2719  | 208                      |
| VI. Number of <b>infested properties</b> (in Sections II, III and IV) treated by the L.A. .. .. .  | 35                        | 560   | 141   | 736   | 6                        |
| VII. Total treatments carried out - including re-treatments. (To be completed only if figures are readily available). (See Note 3) .. .. . | 43                        | 602   | 164   | 809   | 6                        |
| VIII. Number of notices served under Section 4 of the Act:—  |                           |   |   |   |                          |
| (a) Treatment .. .. .  | —                         | —   | —   | —   | —                        |
| (b) Structural Work (i.e. Proofing)  | —                         | 62  | 15  | 77  | 3                        |
| IX. Number of cases in which default action was taken following the issue of a notice under Section 4 of the Act.                          | —                         | —   | —   | —   | —                        |
| X. Legal Proceedings (see XII below) . .   | —                         | —   | —   | —   | —                        |
| XI. Number of "Block" control schemes carried out .. .. .  | 44                        |   |   |   |                          |
| XII. Where legal proceedings have been instituted by the Local Authority brief particulars should be given here:—                          | _____                     |   |   |   |                          |
| XIII. Any other points of interest.  | _____                     |   |   |   |                          |

## NOTES

- NOTE 1. With the exception of agricultural properties, a property means one which is entered separately in the Valuation Roll for the area.
- NOTE 2. (i) Premises used by the L.A. for the purposes of trade should be entered in Col. (3).  
(ii) Sewers should not be included.  
(iii) Combined dwelling and business premises, where occupied by the same person, should be regarded as business premises and should be entered in Col. (3). Where the dwelling and business parts of the premises are in separate occupation, separate entries should be made in Cols. (2) and (3).
- NOTE 3. In filling in the first lines of Sections II, III and IV each property should be counted once only. On other lines, if two or more species are found on the same property, it should be counted for each species.
- NOTE 4. Do not include other mouse-like rodents such as field-voles, wood-mice, etc.

## HOUSING

A total of 837 Council houses was inspected during the year either on the occasion of the house becoming vacant or prior to exchange. The general condition of the property was invariably reported and both the Surveyor and the Accountant informed of details of disrepair. A valuable opportunity is given under this system of inspection prior to exchanges being confirmed to recommend refusal where a house is observed to be wilfully neglected or verminous. Colliery property in one parish is also subject to this system. Two informal notices were served to "clean up" prior to exchange.

Sixty-seven requests in respect of Council houses were investigated by the District Inspectors. Reports on the living conditions and circumstances of the applicants were prepared and forwarded to local members for their information and consideration.

Representation was made to the Ministry of Housing & Local Government in respect of 102 houses affecting 303 persons at Haswell forming Clearance Areas Nos. 183 to 193. Confirmation of these areas is awaited from the Ministry.

The building of houses for the Station Town Clearance Area No. 182, which was confirmed during the year, has been completed and the families re-housed.

### INSPECTIONS AND NOTICES UNDER THE HOUSING ACTS, 1936-64.

|                                       |      |
|---------------------------------------|------|
| Number of visits and re-visits .. ..  | 2204 |
| Number of informal notices served ..  | 62   |
| Number of statutory notices served .. | 2    |
| Number of notices complied with ..    | 50   |

### FACTORIES ACT, 1961

During the year 97 inspections of premises subject to the provisions of the above Act were made, principally in connection with sanitary accommodation, and in those factories where mechanical power is not employed to ensure adequate lighting, ventilation, heating, general cleanliness and prevention of overcrowding in workrooms.

Eight informal notices and one formal notice to remedy defects were served, with satisfactory results in eight cases.

FACTORIES ACT 1961

**PART I OF THE ACT.**

1.—INSPECTIONS for purposes of provisions as to health  
(including inspections made by Public Health Inspectors)

| Premises<br>(1)  | Number<br>on<br>Register<br>(2) | Number of          |                           |                                |
|--|---------------------------------|--------------------|---------------------------|--------------------------------|
|  |                                 | Inspections<br>(3) | Written<br>notices<br>(4) | Occupiers<br>prosecuted<br>(5) |
| (i) Factories in which Sections 1, 2, 3,<br>4 and 6 are to be enforced by Local<br>Authorities . . . . .                     | 59                              | 79                 | 6                         | —                              |
| (ii) Factories not included in (i) in which<br>Section 7 is enforced by the Local<br>Authority . . . . .                     | 112                             | 38                 | 3                         | —                              |
| (iii) Other Premises in which Section<br>7 is enforced by the Local Authority<br>(excluding out-workers' premises) . . . . . | 39                              | 6                  | 6                         | —                              |
| <b>TOTAL . . . . .</b>   | <b>210</b>                      | <b>123</b>         | <b>15</b>                 | <b>—</b>                       |

## 2.—Cases in which DEFECTS were found.

| Particulars<br>(1)  | Number of cases in which defects were found |                 |                          |                                   | Number of cases in which prosecutions were instituted (6) |
|---|---|-----------------|--------------------------|-----------------------------------|---|
|   | Found<br>(2)                                | Remedied<br>(3) | To H.M. Inspector<br>(4) | Referred By H.M. Inspector<br>(5) |   |
| Want of cleanliness (S.1) .. .. .   | 17  | 15              | —                        | —                                 | —   |
| Overcrowding (S.2) .. .. .  | —   | —               | —                        | —                                 | —   |
| Unreasonable temperature (S.3) .. .. .                                      | —   | —               | —                        | —                                 | —   |
| Inadequate ventilation (S.4) .. .. .  | 7   | 6               | —                        | —                                 | —   |
| Ineffective drainage of floors (S.6) .. .. .                                | —   | —               | —                        | —                                 | —   |
| Sanitary Conveniences (S.7)   | 9   | 10              | —                        | 3                                 | —   |
| (a) Insufficient .. .. .  | 14  | 14              | —                        | —                                 | —   |
| (b) Unsuitable or defective .. .. .   | 2   | 2               | —                        | —                                 | —   |
| (c) Not separate for sexes .. .. .  | —   | —               | —                        | —                                 | —   |
| Other offences against the Act (not including offences relating to Outwork) | —   | —               | —                        | —                                 | —   |
| TOTAL .. .. .   | 49  | 47              | —                        | 3                                 | —   |

**PART VIII OF THE ACT**

**OUTWORK**

(Sections 133 and 134)

| Nature of Work<br>(1)       | Section 133  |  |  | Section 134   |                       |                     |
|-----------------------------|--|--|--|---|-----------------------|---------------------|
|                             | No. of out-workers in August list required by Section 133 (1) (c)<br>(2) | No. of cases of default in sending lists to the Council<br>(3) | No. of prosecutions for failure to supply lists<br>(4) | No. of instances of work in unwholesome premises<br>(5) | Notices served<br>(6) | Prosecutions<br>(7) |
| Wearing Apparel<br>(Making) | 1  | —  | —  | —   | —                     | —                   |

## SUPERVISION OF FOOD SUPPLIES

### INSPECTION OF MEAT AND OTHER FOODS

#### MEAT

Private Slaughtering at the nine licensed slaughterhouses in the district proceeded smoothly.

Perusal of the following tables will show that 27,698 animals have been slaughtered, all of which were inspected, and that 1,558 stones of meat and edible offal were condemned. Part of this was collected by a recognised salvage firm from the Cleansing Department at Murton and some disposed of by incineration.

Charges for inspection of carcasses passed for human consumption are still being made. A total of £1,379 was received for this service during the year.

#### OTHER FOODS

The inspectors of the department have continued to issue condemnation certificates in support of traders' claims against suppliers. These certificates are normally accepted without question by the suppliers.

During the year 230 stones of other foods were condemned, a decrease of 160 stones on the figure of 390 for the year 1964.

|   | Cattle excluding Cows | Cows   | Calves | Sheep                       | Pigs                      |
|---|-----------------------|--------|--------|-----------------------------|---------------------------|
| Number Slaughtered . . . . .  | 5677                  | 38     | 17     | 14,323 plus<br>3 Casualties | 7638 plus<br>2 Casualties |
| Whole Carcasses condemned<br>(T.B. only) . . . . .  | —                     | —      | —      | —                           | —                         |
| Carcasses of which some part<br>or organ condemned<br>(T.B. only) . . . . .                         |                       | 2      | —      | —                           | 56                        |
| Percentage of number inspected<br>affected with T.B. . . . .  |                       | 0.03%  | —      | —                           | 0.73%                     |
| Carcasses condemned (All diseases<br>and conditions excluding T.B.)                                 | 1                     | —      | 1      | 7 plus<br>3 Casualties      | 9 plus<br>2 Casualties    |
| Carcasses of which some part or<br>organ condemned. (All diseases<br>and conditions excluding T.B.) |                       | 1575   | —      | 276                         | 531                       |
| Percentage of number inspected<br>affected with disease or condition<br>other than T.B. . . . .     |                       | 27.57% | 5.88%  | 1.99%                       | 7.94%                     |

10 Bovine Carcasses and Offal affected with *Cysticercus Bovis* assigned to Cold Store.

**Provisions, etc. Condemned as being unfit for Human Consumption during the year 1965.**

| Cause of Unfitness                                  | Provisions, Loose                           | Tinned/Bottled Foods  |
|---|---|---|
| Condemned as unfit due to breakdown of refrigerator | Ice Cream<br>Sundries                       |   |
| Decomposition                                       | Chickens (Frozen)<br>Cooked Ham<br>Sundries |   |
| Rotten  | Pears (7 boxes)                             |   |
| Decomposition due to blown and damaged tins         |   | 62 Tins Fish Products<br>916 Tins Fruit<br>505 Tins Meat Products<br>64 Tins Milk<br>12 Tins Preserves<br>59 Tins Sundries<br>495 Tins Vegetables |
| Breakages   |   | 13 Bottles Nestea   |
|   | sts. lbs.                                   | sts. lbs.   |
|   | 2 0<br>1 4½                                 | 2 0½<br>78 8½<br>84 4½<br>4 6½<br>12<br>3 10½<br>20 9½  |
|   | 2 5½<br>10<br>6½                            |   |
|   | 28 0  |   |





|   |                                 |
|---|---------------------------------|
| Total weight of Meat and Edible Offal condemned .. .. . | 1,558 sts. 13 lbs.              |
| Total weight of Tinned Foods, etc. condemned .. .. .    | 230 sts. 7 $\frac{3}{4}$ lbs.   |
| Total Weight ..   | 1,789 sts. 6 $\frac{3}{4}$ lbs. |
| = 11 Tons 3cwts. 5st. 6 $\frac{3}{4}$ lbs.              |                                 |

| Year ending<br>31st December | Weight of Meat and<br>Other Foods Condemned |       |      |                  |
|------------------------------|---|-------|------|------------------|
|                              | tons  | cwts. | sts. | lbs.             |
| 1956 .. .. .                 | 22  | 7     | 4    | 12               |
| 1957 .. .. .                 | 24  | 9     | 2    | 6 $\frac{1}{2}$  |
| 1958 .. .. .                 | 22  | 19    | 0    | 7 $\frac{1}{4}$  |
| 1959 .. .. .                 | 21  | 5     | 1    | 12 $\frac{1}{4}$ |
| 1960 .. .. .                 | 17  | 15    | 6    | 8 $\frac{1}{4}$  |
| 1961 .. .. .                 | 18  | 15    | 6    | 13 $\frac{3}{4}$ |
| 1962 .. .. .                 | 16  | 11    | 4    | 1 $\frac{1}{4}$  |
| 1963 .. .. .                 | 14  | 13    | 7    | 9 $\frac{1}{4}$  |
| 1964 .. .. .                 | 16  | 12    | 2    | 9                |
| 1965 .. .. .                 | 11  | 3     | 5    | 6 $\frac{3}{4}$  |

#### PUBLIC HEALTH (MEAT) REGULATIONS, 1924—1963

Vehicles used for the transport of carcase meat were frequently examined during the year and found to be generally maintained in a satisfactory condition. Infringements of the Regulations regarding wearing apparel were noted, and any offenders warned.

#### SLAUGHTER OF ANIMALS ACT, 1958

All animals were stunned and slaughtered by competent licensed slaughtermen and all precautions taken to prevent any unnecessary suffering by the animals.

The number of licences issued during the year to persons authorising them to slaughter animals in a slaughterhouse or knackers yard was 40. This figure included two new licences issued during the year.

#### FOOD AND DRUGS ACT, 1955

In the rural district regular inspections continued to be made of all premises where food is prepared or stored for purposes of sale. Wherever it has been felt necessary, district public health inspectors have urged traders to provide refrigeration equipment.

The types of food premises registered, visited and subject to informal action during the year are detailed in the following table:—

| Premises          | Number Registered | Number of Inspections | Notices Served | Notices Complied With |
|-------------------|-------------------|-----------------------|----------------|-----------------------|
| Fish Shops        | 54                | 63                    | 6              | 7                     |
| Butchers' Shops   | 62                | 49                    | 2              | 1                     |
| Ice Cream Shops   | 200               | 151                   | 1              | 1                     |
| Restaurants, etc. | Nil.              | 19                    | 2              | 2                     |
| Other Food Prem.  | Nil.              | 2879                  | 26             | 28                    |
| <b>TOTALS</b>     | <b>316</b>        | <b>3161</b>           | <b>37</b>      | <b>39</b>             |

Three applications for registration of premises for "The sale of ice-cream" under section 16 of the Act were received during the year, all of which were approved. The applications, by mutual consent, were not submitted for consideration until the shopkeeper had discussed his proposal with the inspector for the particular district and satisfied him on the arrangements provided.

Ice-cream samples numbering 97, two orange drinks and one ice lolly were submitted to the Public Health Laboratory, Sunderland for bacteriological examination. The villages at which the samples were collected and their grading are shown in table form. All ice-cream samples attaining grades one and two are regarded as satisfactory. The high standard in the district is still being maintained

| Year | No. of samples taken | No. satisfactory | Percentage satisfactory |
|------|----------------------|------------------|-------------------------|
| 1959 | 132                  | 127              | 96%                     |
| 1960 | 127                  | 126              | 99%                     |
| 1961 | 113                  | 111              | 98%                     |
| 1962 | 122                  | 114              | 93%                     |
| 1963 | 118                  | 114              | 98%                     |
| 1964 | 102                  | 97               | 95%                     |
| 1965 | 97                   | 96               | 99%                     |

(All samples submitted to Methylene Blue Reduction Test)

An additional six samples of ice-cream sold within the rural district were collected for fat analysis and examined by Mr. W. Gordon Carey, Public Analyst, Newcastle upon Tyne. All samples were found to be satisfactory.

Appropriate action has been taken under the Food Hygiene Regulations of the Act requiring occupiers of food premises to conform to the standards laid down.

## ICE CREAM SAMPLING—YEAR 1965.

| District           | Methylene Blue |       |    |      |   |     |   |   |   |   | Fat Content |       |       |   |
|--------------------|----------------|-------|----|------|---|-----|---|---|---|---|-------------|-------|-------|---|
|                    | Grades         |       |    |      |   |     |   |   |   |   | Above       | %     | Below | % |
|                    | 1              | %     | 2  | %    | 3 | %   | 4 | % | 5 | % |             |       |       |   |
| Blackhall Colliery | 4              | 100.0 | —  | —    | — | —   | — | — | — | — | 2           | 100.0 | —     | — |
| Dalton-le-Dale     | 4              | 100.0 | —  | —    | — | —   | — | — | — | — | —           | —     | —     | — |
| Easington          | 1              | 100.0 | —  | —    | — | —   | — | — | — | — | —           | —     | —     | — |
| Easington Colliery | 10             | 90.9  | 1  | 9.1  | — | —   | — | — | — | — | —           | —     | —     | — |
| Haswell            | 1              | 100.0 | —  | —    | — | —   | — | — | — | — | —           | —     | —     | — |
| Hawthorn           | 1              | 100.0 | —  | —    | — | —   | — | — | — | — | —           | —     | —     | — |
| Horden             | 8              | 80.0  | 2  | 20.0 | — | —   | — | — | — | — | 2           | 100.0 | —     | — |
| Murton             | 15             | 88.2  | 1  | 5.9  | 1 | 5.9 | — | — | — | — | 2           | 100.0 | —     | — |
| Peterlee           | 6              | 100.0 | —  | —    | — | —   | — | — | — | — | —           | —     | —     | — |
| Shotton            | 2              | 100.0 | —  | —    | — | —   | — | — | — | — | —           | —     | —     | — |
| Station Town       | 11             | 100.0 | —  | —    | — | —   | — | — | — | — | —           | —     | —     | — |
| Thornley           | 9              | 100.0 | —  | —    | — | —   | — | — | — | — | —           | —     | —     | — |
| Trimdon Station    | 2              | 100.0 | —  | —    | — | —   | — | — | — | — | —           | —     | —     | — |
| Wheatley Hill      | 7              | 77.7  | 2  | 22.3 | — | —   | — | — | — | — | —           | —     | —     | — |
| Wingate            | 5              | 55.5  | 4  | 44.5 | — | —   | — | — | — | — | —           | —     | —     | — |
| Totals             | 86             | 88.6  | 10 | 10.3 | 1 | 1.1 | — | — | — | — | 6           | 100.0 | —     | — |

Total Methylene Blue Samples .. .. . 97

Total Fat Content Samples .. .. . 6

## MILK SAMPLING.

116 samples of raw and heat treated milk were taken for examination during 1965, with the following results:—

|                          | No. of<br>Samples Taken | Methylene<br>Blue Test |                |                  | Phosphatase<br>Test |                |                  | Turbidity<br>Test |                |                  |
|--------------------------|-------------------------|------------------------|----------------|------------------|---------------------|----------------|------------------|-------------------|----------------|------------------|
|                          |                         | Satisfactory           | Unsatisfactory | % Unsatisfactory | Satisfactory        | Unsatisfactory | % Unsatisfactory | Satisfactory      | Unsatisfactory | % Unsatisfactory |
| T.T. Milk ..             | 14                      | 11                     | 3              | 21.5             | —                   | —              | —                | —                 | —              | —                |
| Pasteurised Milk ..      | 36                      | 36                     | —              | —                | 36                  | —              | —                | —                 | —              | —                |
| T.T. Pasteurised Milk .. | 50                      | 49                     | 1              | 2.0              | 50                  | —              | —                | —                 | —              | —                |
| Sterilised Milk ..       | 16                      | —                      | —              | —                | —                   | —              | —                | 16                | —              | —                |

### MILK SUPPLY—SUPERVISION

Regular inspections of dairies have been carried out by the public health inspectors and any infringements of the Regulations have been reported to those concerned.

Milk samples submitted for examination during the year totalled 116 consisting of 14 samples of raw milk which were tested for keeping quality and cleanliness, and 102 samples of pasteurised and sterilised which were subjected to additional tests designed to establish the efficiency of heat treatment.

During the course of the year 58 inspections of distributors' premises were made.

---

## HOUSING AND SEWERAGE

(CONTRIBUTED BY THE ENGINEER AND SURVEYOR)

### HOUSING

The construction of new houses to accommodate families from Slum Clearance Areas in the Council's district has continued during the year, and a total of 191 houses have been completed and occupied.

The total number of post-war houses completed to date is 3,829, making the total number of houses owned by the Council 8,450.

### PRIVATE HOUSING

The following houses have been built during the year by private enterprise:—

|                             |    |    |    |                    |
|-----------------------------|----|----|----|--------------------|
| Easington Parish            | .. | .. | .. | 1 (House and Shop) |
| East Murton Parish          | .. | .. | .. | 5                  |
| Haswell Parish              | .. | .. | .. | 3                  |
| Peterlee Parish             | .. | .. | .. | 19                 |
| Monk Hesleden Parish        | .. | .. | .. | 2                  |
| Seaton with Slingley Parish | .. | .. | .. | 1                  |
|                             |    |    |    | —                  |
| TOTAL                       | .. | .. | .. | 31                 |
|                             |    |    |    | —                  |

### HOUSING MAINTENANCE

The maintaining of Council houses has continued satisfactorily during the year and 16,391 repairs were made to pre-war houses, 11,097 repairs to post-war houses, and 213 repairs to prefabricated bungalows, making a total of 27,701 repairs in all.

### IMPROVEMENT PROGRAMMES

The scheme of minor improvements to 288 scheme houses built in 1922 (started in September, 1964) has continued, and 93 houses were completed during the year, making a total of 96 houses completed.

### SEWERAGE

Works of maintenance on all the Council's public sewers have been satisfactorily carried out throughout the year. Approximately 2,000 stoppages, fractures, etc., were attended to.

Severe flooding was experienced in the Haswell Plough area when a survey and thorough investigation revealed that a considerable length of sewer was surcharged during times of storm. A complete relaying was necessary and this work is still in progress.

#### DALTON-LE-DALE

Mining subsidence affected the Dene Road area in Dalton-le-Dale to such an extent that the main road from Dalton-le-Dale to Seaham had to be closed for several months and in fact is at present still closed to traffic. In this area stands the Councils Pumping Station on the Haswell to the Sea Main Outfall. To date the Pumping Station itself has not suffered any damage, but periodic remedial works have been carried out on the cast-iron pumping main and the original twin syphon sewer across the stream. Both the stream and the main road is being diverted, and a close watch is being kept on the situation.

#### WHEATLEY HILL

In conjunction with the County Land Drainage Officer, Lynn Terrace Beck at Wheatley Hill was cleaned out and regraded.

#### 'BUS SHELTERS

During the past year a further 10 new 'bus shelters were erected, making a total of 185. The past year has been the worst ever regarding severe vandalism throughout the area resulting in considerable maintenance expenditure.

#### PUBLIC CONVENIENCES

Four new conveniences have been erected during the past year, making the present total 37. Two are at present under construction at Wingate and Easington Colliery.

The temporary mobile convenience unit which was erected in the Town Centre at Peterlee, was eventually removed because of daily vandalism. The new semi-underground Town Centre conveniences are under construction and, according to the Contract date, should be open to the public in December, 1966.

## PUBLIC CLEANSING

(CONTRIBUTED BY THE CLEANSING SUPERINTENDENT)

### COLLECTION OF HOUSEHOLD REFUSE

The work of the department has been satisfactorily carried out during the year and all complaints have received immediate attention. The whole of the district, except for a few outlying farms, has received a twice and in some cases three time weekly service.

From 29,450 houses, other buildings and dwellings in the district 2,822,489 collections were made. This represents an average of 54,279 collections weekly. Tonnage during the same period amounted to 84,226 tons.

Twenty-six vehicles travelled 189,280 miles using 47,163 gallons of petrol.

### DISPOSAL AREAS

All disposal areas are being worked by the semi-controlled method, and although occasional fires occurred, no great expense has been necessary to abate this nuisance.

### DUST BINS

During the year 370 private dust bins have been sold, 597 supplied to Council House tenants, and 200 supplied to Crimdon Park.

### PUBLIC CONVENIENCES

Conveniences in the district are cleansed daily and 'bus shelters receive regular attention by this department.


### TRADE REFUSE

Trade refuse is collected during normal rounds and quarterly accounts submitted. The charge of 7d. per bin or its equivalent is in relation to the number of bins or quantity. The revenue from this service was £1,503.

### SALVAGE

184 tons of Waste Paper was sold bringing in the revenue of £1,724. Other materials salvaged included 20 tons of other scrap materials. The total salvage revenue amounting to £1,870.

May I take this opportunity of thanking all Officials and Staff for their help and co-operation during the year.



---

William Barlow & Son, Ltd.,  
West Hartlepool and London

---