

[Report 1939] / Medical Officer of Health, Dudley County Borough.

Contributors

Dudley (England). County Borough Council.

Publication/Creation

1939

Persistent URL

<https://wellcomecollection.org/works/s5c9q7hb>

License and attribution

You have permission to make copies of this work under a Creative Commons, Attribution license.

This licence permits unrestricted use, distribution, and reproduction in any medium, provided the original author and source are credited. See the Legal Code for further information.

Image source should be attributed as specified in the full catalogue record. If no source is given the image should be attributed to Wellcome Collection.



Wellcome Collection
183 Euston Road
London NW1 2BE UK
T +44 (0)20 7611 8722
E library@wellcomecollection.org
<https://wellcomecollection.org>

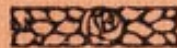


COUNTY BOROUGH OF DUDLEY.

Annual Report


ON THE WORK OF THE

PUBLIC HEALTH SERVICES, 1939



W. AULAY McLENNAN, M.B., Ch.B., D.P.H.,
Medical Officer of Health and School Medical Officer.

SIDNEY SKITT, M.R.San.I., M.S.I.A., M.Inst.P.C.
Chief Sanitary Inspector and Cleansing Superintendent.





COUNTY BOROUGH OF DUDLEY.

THE
HEALTH of the BOROUGH

ANNUAL REPORT
OF THE
MEDICAL OFFICER OF HEALTH
FOR THE
Year Ending 31st December, 1939

INCLUDING THE REPORT OF THE
CHIEF SANITARY INSPECTOR AND
CLEANSING SUPERINTENDENT.

CONTENTS

Section	Page
"A" STATISTICS AND SOCIAL CONDITIONS	7
"B" GENERAL PROVISION OF HEALTH SERVICES ...	17
"C" SANITARY CIRCUMSTANCES	67
"D" PUBLIC CLEANSING	81
"E" HOUSING	87
"F" INSPECTION AND SUPERVISION OF FOOD	101
"G" PREVALENCE OF AND CONTROL OVER INFECTIOUS AND OTHER DISEASES	111
INDEX	121

MEMBERS OF COMMITTEES, 1939.

HEALTH COMMITTEE.

Councillor Dr. A. W. WESTON, Chairman.

Councillor Dr. F. G. LEWIS, Vice-Chairman.

THE MAYOR.	Coun. J. H. POTTER.
THE DEPUTY MAYOR.	„ W. SHUTTLEWORTH.
Coun. G. ASTON.	„ J. STONE.
„ F. BROOKES.	„ Mrs. J. S. TAYLOR.
„ J. BUNN.	„ J. PRICE.
„ A. MAIDEN.	„ J. R. TEECE.
„ J. MOSS.	

MATERNITY AND CHILD WELFARE COMMITTEE.

Councillor W. SHUTTLEWORTH, Chairman.

Councillor Dr. F. G. LEWIS, Vice-Chairman.

THE MAYOR.	Coun. J. GOLDING.
THE DEPUTY MAYOR.	„ J. PARKER.
Coun. G. W. ASTON.	„ Mrs. J. S. TAYLOR.
„ J. BUNN.	„ J. R. TEECE.
„ Mrs. D. CHAMBERS.	„ Dr. A. W. WESTON.

(Members of the Council).

Mrs. F. C. BRIGGS.	Mrs. BROOKES.
Mrs. W. C. WILLIAMS.	<i>(Co-opted Members).</i>

COMMITTEE FOR THE CARE OF THE MENTALLY DEFECTIVE.

Councillor J. PRICE, Chairman.

Councillor Mrs. J. S. TAYLOR, Vice-Chairman.

THE MAYOR.	Coun. R. EMMS.
THE DEPUTY MAYOR.	„ Dr. F. G. LEWIS.

(Members of the Council).

Rev. J. A. WILKINSON.	Mrs. W. C. WILLIAMS.
Miss WILLIAMSON.	Mrs. BAKER.

(Co-opted Members).

SCHOOL MEDICAL SERVICES SUB-COMMITTEE.

Mr. H. H. CARTWRIGHT, Chairman.

Councillor Mrs. D. CHAMBERS, Vice-Chairman.

THE MAYOR.	Coun. D. A. W. WESTON.
Ald. J. A. TAYLOR.	„ Dr. F. G. LEWIS.
Coun. G. W. ASTON.	„ W. SHUTTLEWORTH.
„ A. L. HILLMAN.	„ Mrs. J. S. TAYLOR.
„ J. PRICE.	

(Members of the Council).

Mrs. W. C. WILLIAMS.	Miss M. E. HALL.
Mrs. F. C. BRIGGS.	<i>(Co-opted Members).</i>

STAFF.

Medical Officer of Health and School Medical Officer: W. AULAY
McLENNAN, M.B., Ch.B., D.P.H.

Deputy Medical Officer of Health and Deputy School Medical Officer:
G. D. WIGHT, M.B., Ch.B., D.P.H.

Assistant Medical Officer of Health and Assistant School Medical Officer:
ELLIS TAYLOR, M.B., Ch.B., D.P.H.

Senior Dental Officer: D. NELSON, L.D.S.

Assistant Dental Officer: A. G. MARKS, L.D.S.

Tuberculosis Officer (Staffs., Wolverhampton and Dudley Joint Committee):
D. J. LOUGHRAN, M.B., B.Ch., B.A.O., D.P.H.

Consulting Ear, Nose and Throat Surgeon: W. W. HALLCHURCH,
M.B., Ch.B.

Clinical Assistant, Ear, Nose and Throat Surgeon: WINIFRED DEAN,
B.Sc., M.B., Ch.B., D.A.

Consulting Obstetrician: SIR BECKWORTH WHITEHOUSE, M.S., F.R.C.S.,
Ch.M., F.R.C.O.G.

Deputy Consulting Obstetrician: A. DANBY, F.R.C.S., F.R.C.O.G.

Consulting Ophthalmic Surgeon: B. H. St. CLAIR ROBERTS, M.R.C.S.,
L.R.C.P.

Consulting Orthopædic Surgeon: F. WILSON STUART, M.C., M.D., Ch.M.

Chief Sanitary Inspector and Cleansing Superintendent: S. SKITT,
M.R.San.I., M.S.I.A., M.Inst.P.C.

Deputy Chief Sanitary Inspector: H. A. RICHARDSON, M.S.I.A.

District Sanitary Inspectors: L. EASTWOOD, M.S.I.A., G. ROLLASON,
A.R.San.I., M.S.I.A., L. H. VALE, M.S.I.A.

Assistant Sanitary Inspectors, W. H. BOWMAN, A.R.San.I., M.S.I.A.,
F. L. JONES.

Assistant Cleansing Superintendent: G. THOMAS.

Supervisor of Health, Nurses and Midwives: Miss M. F. R. ELY.

Mental Welfare Supervisor: Miss G. REYNOLDS.

Health Nurses: Miss D. APPLETON, Miss M. CAMPBELL (resigned May,
1939), Miss D. M. BURTON, Mrs. EVANS, Miss M. GRIFFITHS
(resigned August, 1939), Miss M. E. V. JOHNSON, Mrs. F. E.
MUIRHEAD, Miss B. G. M. OSBORN (commenced September, 1939),
Miss M. YOUNG (resigned May, 1939), Miss S. R. M. MILLER
(commenced September, 1939), Miss M. WAKELIN (commenced
June, 1939).

Midwives: Mrs. A. BEESTON, Mrs. M. M. BISHOP, Miss E. BROWN,
Mrs. A. CRADDOCK, Mrs. A. DAVIES, Mrs. B. HALL, Miss G.
HAWKINS, Mrs. E. M. JAMES, Mrs. M. MCGINLEY, Mrs. A.
NIBLETT, Mrs. N. J. RAYBOULD, Miss A. B. SPEAREY.

Teachers of Mentally Defectives: Miss P. KEAR, Miss B. LLOYD.

Veterinary Surgeon: Major R. L. GREEN, M.R.C.V.S.

Chief Clerks: B. S. WOOD, L. DEARNE.

Clerks: Miss D. LYMN, Miss V. BATES, Miss C. BREAKELL, H. D.
PARSONS, Miss M. BEASLEY, W. H. G. MEAKINS, R. D. HARRIS,
D. CLARKE.

V.D. Orderly: C. J. PRESTON.

Dental Attendants: Miss J. DEACON, Miss I. SMART.

Fumigation and Rat Officer: G. PEACOCK.

Vaccination Officer: A. J. PARKES.

Temporary Staff (Housing Acts).

Assistant Inspectors: H. E. HANCOX, T. R. WIGNALL.

Clerk: Miss M. A. KIDGER.

Health Department,
"The Firs,"

Dudley.

October, 1940.

To the Chairmen and Members of the Health, Maternity and Child Welfare, Mental Deficiency Committees and the School Medical Service Sub-Committee.

MESSRS. CHAIRMEN, LADIES AND GENTLEMEN,

I have pleasure in presenting to you my Annual Report on the Health of the Borough for the Year 1939.

Although my tenure of office covers only the last three months of the year, the responsibility for this report is mine.

I should indeed be remiss, however, if I did not pay tribute to the admirable work done by my predecessor, Dr. P. Stanley Blaker, over a period of 17 years, and I refer you to his Annual Report for the year 1938, in which he reviews the great progress in health matters made by the Borough during his term of office.

The local statistics supplied by the Registrar-General were not received until 27th September, 1940, and although authority had been given by the Ministry in July, 1940, to publish an interim report without waiting for these figures, the pressure of work on the department was such that its compilation had to be deferred.

During the last part of the year 1939 the normal working of the Health Services was interfered with by additional duties in connection with Civil Defence and the Emergency Medical Service. This has affected the sanitary section of the Department more than the personal health services. Little interruption of Maternity and Child Welfare and School Medical Work has occurred.


My thanks are due to the Staff of the Department for their loyal assistance, and to all Voluntary Welfare Workers for their valued help.

I desire to record also my appreciation of the consideration which the Chairmen and Members of the Committees have given to me, and my thanks to my brother officials for the help which they extended to one who came into their midst in such troubled times.

I am,

Your obedient servant,

W. AULAY McLENNAN.



Digitized by the Internet Archive
in 2017 with funding from
Wellcome Library

<https://archive.org/details/b29171040>

SECTION A.

**STATISTICS AND
SOCIAL CONDITIONS**

VITAL STATISTICS.

The Borough covers an area of 4,066 acres.

The elevations of several points are given below:

Cawney Hill	820 feet above sea level
St. Thomas' Church	700 feet above sea level.
Eve Hill	720 feet above sea level.
Netherton	610 feet above sea level.
Woodside	570 feet above sea level.

The Registrar-General's estimate of the resident population at mid-year, 1939, was 62,100. This is an increase of 500 on his estimated figure for mid-year, 1938, which was 61,600. In this connection it is interesting to note that the population of the Borough at the Census of 1931 was 59,579. The density of population per acre is 12.81.

Population (Census, 1921)	57,100
Population (Census, 1931)	59,579
Population (Registrar-General's estimate, mid-1932)	59,740
Population ("	"	"	1933)	60,140
Population ("	"	"	1934)	60,300
Population ("	"	"	1935)	60,400
Population ("	"	"	1936)	60,590
Population ("	"	"	1937)	61,140
Population ("	"	"	1938)	61,600
Population ("	"	"	1939)	62,100
Population (Average) for calculation of Death Rate,				1939	61,090

The Rateable Value at 31st December, 1939, was £289,233, and the sum represented by a penny rate for the financial year ending 31st March, 1940, was £1,142.

The following table shows the estimated population, the number of inhabited houses and the average number of persons per house for the years given:—

			Number of inhabited		Average per
		Population		Houses	House
1921	...	57,100	...	11,005	5.18
1931	...	59,579	...	12,691	4.69
1932	...	59,740	...	12,875	4.64
1933	...	60,140	...	13,874	4.33
1934	...	60,300	...	14,373	4.19
1935	...	60,400	...	14,781	4.02
1936	...	60,590	...	15,303	3.95
1937	...	61,140	...	15,553	3.93
1938	...	61,600	...	16,168	3.81
1939	...	62,100	...	16,237	3.82

At 31st December, 1939, the Corporation owned 5,280 houses.

During the year under review employment has shown a big improvement, largely owing to the absorption of unemployed in war industries. The percentage of insured persons unemployed in December, 1939, was 7.8 per cent., whereas in December, 1938, it was 16.7 per cent.

BIRTHS AND DEATHS.

	M.	F.	Total	
Live Births	Legitimate	528	543	1071
	Illegitimate	9	13	22
	Total	537	556	1093
				Birth Rate per 1,000 of the estimated population 17.60

Stillbirths	28	17	45	Rate per 1,000 total (live and still) births ... 39.54
-------------	-----	-----	----	----	----	---

Deaths	400	295	695	Death Rate per 1,000 estimated average population ... 11.37
						Adjusted Death Rate 13.19

Deaths from puerperal causes :—					Rate per 1,000 total (live and still) births.
			Deaths		
Puerperal sepsis	—	—
Other Puerperal causes			...	2	1.76
Total	2	1.76

Death Rate of Infants under one year:—

All infants per 1,000 live births	70.44
Legitimate per 1,000 legitimate live births	70.96
Illegitimate per 1,000 illegitimate live births	45.45
Deaths from Cancer (all ages)	82
Deaths from Measles (all ages)	2
Deaths from Whooping Cough (all ages)	2
Deaths from Diarrhoea (under 2 years of age)	9

It will be observed that there has been a decrease in the number of births, the number of births being 1,093, compared with 1,123 last year.

The crude death rate is 11.37 per thousand of the estimated average population, but, when this is corrected and adjusted by making allowance for the age and sex distribution of the population, it becomes comparable with the death rate of the country as a whole, or with the death rate of any other area. This standardized death rate, as it is then termed, is 13.19 per 1,000 estimated population for the Borough.

The following table shows, for comparative purposes, birth and death rates for 1939, for 1938, and the mean of the five years 1934 to 1938.

	Per 1000 estimated population.				Rate of Deaths under 1 year per 1000 live births
	Live Birth Rate	Crude Death Rate	Death Rate from Respiratory T.B.	Death Rate from Cancer	
Mean of 5 years : 1934-1938	18.30	11.33	0.71	1.23	69.45
1938	18.23	11.22	0.65	1.13	46.30
1939	17.60	11.37	0.90	1.34	70.44
Increase or decrease in 1939 on 5 years average 1934 to 1938	-0.07	+0.04	+0.19	+0.11	+0.99
Increase or decrease in 1939 on 1938 ...	-0.63	+0.15	+0.25	+0.21	+24.14

CAUSES OF DEATH DURING 1939.

CAUSE OF DEATH				M.	F.	Total
1.	Typhoid Fever, etc.	—	—	—
2.	Measles	2	—	2
3.	Scarlet Fever	—	—	—
4.	Whooping Cough	1	1	2
5.	Diphtheria	1	1	2
6.	Influenza	5	1	6
7.	Encephalitis Lethargica...	—	—	—
8.	Cerebro Spinal Fever	—	—	—
9.	Respiratory Tuberculosis	43	12	55
10.	Other tuberculosis	6	—	6
11.	Syphilis	—	—	—
12.	General Paralysis of Insane	—	—	—
13.	Cancer	46	36	82
14.	Diabetes	5	1	6
15.	Cerebral hæmorrhage	27	21	48
16.	Heart disease	71	75	146
17.	Aneurysm	2	—	2
18.	Other circulatory diseases	15	29	44
19.	Bronchitis	17	18	35
20.	Pneumonia (all forms)	38	23	61
21.	Other respiratory diseases	1	1	2
22.	Peptic ulcer	4	4	8
23.	Diarrhœa, etc. (under 2 years)	6	3	9
24.	Appendicitis	1	1	2
25.	Cirrhosis of Liver	3	—	3
26.	Other Liver Diseases	—	2	2
27.	Other digestive diseases	7	6	13
28.	Nephritis	12	6	18
29.	Puerperal Sepsis	—	—	—
30.	Other puerperal causes	—	2	2
31.	Congenital causes, etc.	24	19	43
32.	Senility	5	4	9
33.	Suicide	7	1	8
34.	Other violence	17	11	28
35.	Other defined causes	13	17	50
36.	Ill defined causes or unknown	1	—	1
TOTALS ...				400	295	695

BIRTH-RATE, DEATH-RATE, AND ANALYSIS OF MORTALITY DURING THE YEAR 1939.

	Birth-rate per 1,000 total. population.		Annual Death-rate per 1,000 Population.									Rate per 1,000 live Births.	
	Live Births	Still Births	All Causes.	Enteric Fever.	Small-pox.	Measles.	Scarlet Fever.	Whooping Cough.	Diph- theria.	Violence.	Diarrhoea and Enteritis (under 2 years).	Total Deaths under 1 Year.	
Dudley	17.6	0.72	13.19	0.00	0.00	0.03	0.00	0.03	0.03	0.09	8.23	70	
England and Wales	15.0	0.59	12.1	0.00	0.00	0.01	0.01	0.03	0.05	0.21	4.6	50	
125 Great Towns, including London (Census Populations exceeding 50,000)	14.8	0.59	12.0	0.00	0.00	0.01	0.00	0.03	0.05	0.19	6.3	53	
148 Smaller Towns (1931 Adjusted Populations 25,000—50,000)	15.6	0.57	11.2	0.00	0.00	0.01	0.00	0.02	0.04	0.20	3.0	40	
London	12.3	0.44	11.9	0.00	0.00	0.00	0.00	0.03	0.02	0.18	8.2	48	

The following table gives the ten chief causes of death, in their order:—

Causes of death.	Males	Females	Total	% of total deaths
Heart Disease	71	75	146	21.0
Cancer	46	36	82	11.8
Pneumonia	38	23	61	8.8
Respiratory Tuberculosis	43	12	55	7.9
Cerebral Hæmorrhage	27	21	48	6.9
Other circulatory diseases	15	29	44	6.3
Congenital Debility	24	19	43	6.3
Congenital Malformations and Premature Births				
Bronchitis	17	18	35	5.0
Violence other than suicide	17	11	28	4.0
Nephritis	12	6	18	2.6

The percentage of deaths attributed to Heart Disease has increased from 18.81 in 1938 to 21.0 in 1939. Deaths from Cancer have also increased from 10.13 per cent. of the total deaths in 1938 to 11.8 per cent. in 1939.

The number of deaths of infants under 1 year of age was 77, giving a rate per 1,000 live births of 70.44. This figure compares very unfavourably with that of 1938, when the rate was 46.30. It will be seen from the table on the previous page that the rate for England and Wales for 1939 was 50 per 1,000.

Of the infant deaths, 43 could be ascribed to congenital causes, such as prematurity, congenital weakness and congenital malformations. Forty-one deaths occurred within the first month of life. This gives a neo-natal death rate of 37.5 per 1,000 live births.

The following table shows the causes of infant deaths.

Cause of death.	From Birth to 1 month (neo-natal)	From 1 to 12 months	Total Infant Deaths
1. Gastro-intestinal infective disease (enteritis, diarrhoea, etc.) ...	—	6	6
2. Specific Infectious Disease ...	—	8	8
3. Other Infective Conditions (broncho-pneumonia, bronchitis, etc.)	—	15	15
4. Non-infective conditions ...	2	2	4
5. Congenital malformations (spina bifida, meningocele etc.) ...	9	3	12
6. Obstetrical Injuries	8	—	8
7. Serious Accidents	—	1	1
8. Unknown Causes :			
Prematurity	18	—	18
Other conditions	4	1	5
	41	36	77

There occurred two maternal deaths during the year, both being due to puerperal causes other than sepsis. The causes of death were certified as follows:

1. Obstetric shock—Post partum haemorrhage—retained placenta.
2. Pulmonary embolism following child-birth.

The circumstances of both deaths were investigated by the department and reports furnished for the information of the Maternal Mortality Committee of the Ministry of Health.

The total puerperal mortality rate for Dudley for 1939 is 1.76 per 1,000 total (live and still) births. This compares very favourably with the England and Wales rate of 2.82 per 1,000 total (live and still) births.

SECTION B.

**GENERAL PROVISION
OF
HEALTH SERVICES**

I. MATERNITY AND CHILD WELFARE.

(a) Midwifery Service.

Most of the initial difficulties of the Municipal Midwifery Service have now been overcome and both patients and midwives have become accustomed to the changes which the service introduced.

Smoother working has been achieved by confining the practice of each midwife to a definite area of the Borough. This to some extent may restrict the free choice of a midwife by the patient, but very few difficulties have arisen as a result of this.

The Netherton area now has three midwives allocated to it and this has ensured a fairer distribution of the work.

During the year one midwife resigned and was duly compensated under the terms of the Midwives Act, 1936.

In January and February two midwives attended, with considerable benefit, a post-graduate course at the Radcliffe Infirmary, Oxford. It was intended that two midwives should attend this course each year, but with the outbreak of war the arrangements have unfortunately had to be cancelled.

Of the 1,137 births in Dudley 995 were attended in their own homes by Municipal Midwives and 30 by private midwives, and medical aid was sought either on account of the mother or infant in 408 cases.

The principal reasons for sending medical aid were,

A—On Account of Mother.

Recommended at pre-natal clinic	21
Torn perineum	103
Delayed labour	41
Uterine inertia	15
Abortion	27
Malpresentations	13
Toxaemia	18
Haemorrhage	10
Adherent placenta	5
Pyrexia	20
Other conditions	65
					<hr/> 338 <hr/>

B.—On Account of Infant.

Prematurity	3
Stillborn	3
Discharge from eyes	28
Others	36
					<hr/> 70 <hr/>

(b) Child Welfare Clinics.

Total number of attendances at all centres during the year 1939:

- (i) By children under 1 year of age ... 15,583
- (ii) By children between 1 year and 5 years ... 6,381

Total number of children who **first** attended at the Centres during the year, and who on the date of their first attendance, were:

- (i) Under 1 year of age ... 852
- (ii) Between 1 year and 5 years ... 133

Total number of children under 5 years of age who attended at the Centres during the year and who, at the end of the year, were:

- (i) Under 1 year of age ... 541
- (ii) Over 1 year of age ... 642

The percentage, which the number of children under 1 year who first attended at the Centres during the year, bears to the number of notified live births, is 77.

The attendances made at the various Clinics during the year were:—

Infant Welfare Clinics	21,964
Pre-natal and post-natal	2,328
Dental	631
Orthopaedic	292
Massage	323
Ultra-Violet Ray Therapy	1,105
Total	26,643

While the total number of Infant Welfare Clinics remained the same, pressure of other duties made it necessary to cut down the number of doctor's consultative sessions.

(c) Pre-natal and Post-natal Clinics.

There has been no change during the year in the Clinic arrangements.

The attendances were 2,328 compared with 3,229 the previous year.

649 new patients attended, giving a percentage of 62.9 of all births notified by Dudley midwives during the year.

The number of patients who reported for Post-natal examination was 8.

(d) **Institutional Provision for Mothers.**

The agreement with the Staffordshire County Council whereby two beds are reserved for the use of Dudley patients in the Rosemary Ednam Home was continued up to the outbreak of war, when the home was closed.

During the year the Maternity and Child Welfare Committee was responsible for 7 admissions to the home.

The Public Assistance Committee sent 5 cases into New Cross Institution, Wolverhampton, for confinement.

The provision of a Municipal Maternity Home has long been considered an urgent necessity, and after careful consideration of the whole problem the Maternity and Child Welfare Committee had plans drawn up. These were submitted to the Ministry of Health, and a number of discussions took place with the Ministry and with the Board of Management of the Guest Hospital. Unfortunately no agreement was reached and no further progress has been made.

As in previous years, all complicated obstetric cases were admitted to the Maternity Hospital, Loveday Street, Birmingham, while puerperal pyrexia cases were sent to the General Hospital, Birmingham.

Sir Beckwith Whitehouse continued as obstetric consultant, and Mr. Danby was appointed as his deputy.

Maternal Deaths.

There were two maternal deaths during the year, which gives a mortality rate of 1.76 per thousand total live and still births.

The Maternal Mortality Rate for England and Wales for 1939 was 2.82 per 1,000 total births.

(e) **Ear, Nose and Throat Clinic.**

Dr. Winifred Dean reports that there have been 27 operations for removal of tonsils and adenoids in this department during the year. As in other years the large proportion of cases have required, not operations, but careful daily treatment by the nurses for discharging ears, etc.

(f) **Dental Treatment.**

The Senior Dental Officer reports as follows: "This year it is not altogether surprising that the attendance at the Maternity and Child Welfare Dental Clinic has been considerably lowered. In fact, the totals for the two last months of the year were the lowest recorded for many years and largely account for the fall in the total.

The effect of the war seems to be that the mothers of Dudley are taking even less interest in their oral conditions than they have done in previous years. Every effort is being made to counteract this unfortunate reaction by close co-operation with the medical staff and by distribution of pamphlets to those patients who do attend for treatment or advice. It is very difficult to persuade mothers to realise that a dentally fit mouth is so essential both for themselves and for their babies. On the other hand, the mothers who are interested in having their mouths put in order often have to be refused the proper treatment because this would entail the fitting of dentures. Since the clinic is not in a position to supply these and the patients cannot afford to pay for them privately, a most unsatisfactory state of affairs is reached.

Little attention is paid by patients to oral cleanliness and the large majority of mouths inspected are filthy from the accumulated effects of a lifetime's negligence. It is hard to improve habits unless spectacular benefits can be promised, and it is hard to persuade patients that a tooth which, though decayed, has not ached for a long time, may be just as undesirable as the aching one that they have attended to have removed.

The treatment of pre-school children is rather more satisfactory, largely owing to the fact that mothers seem more willing to have their children's mouths put in order than their own. The main difficulty is that they will not attend the clinics until complaints of pain force them to do so, and by then it is too late for anything but extraction.

The full value of dental treatment under the Maternity and Child Welfare scheme will not be felt until those children who received proper dental treatment at school and have grown accustomed to dentistry, return as adults and are willing to receive similar treatment. This should, of course, include the provision of dentures when necessary.

At the close of the year a new and up-to-date anaesthetic apparatus was obtained, which will enable operation to be carried out with greater safety and comfort.

After counting the numbered medical reports supplied to each patient, it has been found that 10 per cent. of the patients referred by the doctors do not attend for the recommended dental treatment.

The following tables show the attendances made and the treatment given to mothers, expectant mothers, and pre-school children.

Maternity and Child Welfare—Dental Treatment.

1 TOTAL ATTENDANCES.

1st Mothers	2nd Mothers	1st Pre-Natal Cases	2nd Pre-Natal Cases	1st Pre-School Children	2nd Pre-School Children	Total
243	117	52	10	166	37	625

2. TREATMENT.

	Dudley	Priory	Netherton	Total
Attendance	354	174	97	625
Fillings	9	—	—	9
Permanent Extractions	443	186	106	735
Temporary Extractions	111	63	39	215
Anæsthetics	317	163	84	564
Permanent Operations	18	7	6	31
Temporary Operations	13	5	7	25

	Jan.	Feb.	Mar.	Apr.	May	June	July	Aug.	Sep. Oct.	Nov.	Dec.
Total Attendance	55	57	70	48	40	74	88	49	82	34	28

(g) Orthopaedic Treatment and Massage.

The same facilities for treatment existed in previous years. The **total attendances** made at the Clinics were 615.

(h) Infectious Disease.

There was a small increase in the incidence of scarlet fever and diphtheria in children under five, the total number of cases being 16 and 16 respectively. There were no deaths from this disease in children under 5.

Facilities for immunisation against diphtheria were available during the year, but it was not found possible to maintain the educational campaign on the same scale as last year. In view of the extensive shifting of population which has taken place since the outbreak of war the need for immunisation throughout the country is greater than ever.

The number of pre-school children who offered themselves for immunisation during the year was 57.

Towards the end of the year measles and whooping cough became compulsorily notifiable. All cases notified were visited by the health nurses and advice given calculated to prevent spread of the disease and prevent the incidence of complications which in these diseases produce such a formidable death roll each year.

Two deaths from measles and two from whooping cough were registered during the year 1939.

There were only 3 notified cases of tuberculosis in children under 5. The following is an analysis of the cases:—

Cervical glands	1
Hip	1
Meninges	1

(i) **Health Nurses' Work.**

The Health Nurses made 20,005 home visits to infants and pre-school children during the year compared with 22,750 during 1938. Of these visits 12,783 were to children between the ages of 1 and 5 years. The following is a summary of their work.

Visits to children under 1 year of age:

	First visits, 1,076
	Total visits, 7,222
Visits to children between 1 and 5 years.	Total ... 12,783
Pre-natal visits	... 837
Still-birth investigations	... 35
Infant death investigations	... 77
Ophthalmia neonatorum—visits	... 7
Miscellaneous visits	... 1,356

The Health Nurses have all been appointed Infant Life Protection Visitors and immediately notify any case or suspected case of the receiving of infants for reward which comes to their notice. In the course of their home visiting enquiries are made and cases followed up if necessary.

2. TREATMENT CENTRES AND CLINICS.

Nine Infant Welfare Sessions were held each week.

Three at "The Firs," Dudley, on Tuesday, Thursday and Friday afternoons.

Two at the Public Hall, Netherton, on Tuesday and Friday afternoons.

Two at the Public Library, Holly Hall, on Monday and Friday afternoons.

Two at the Priory Clinic on Tuesday and Thursday afternoons.

Three Pre-natal Clinics were held each week.

One at "The Firs," on Wednesday morning.

One at the Priory Clinic on Thursday morning.

One at Netherton Clinic on Tuesday morning.

Five Minor Ailment Clinics were held each week as follows:

"The Firs"—Monday and Thursday afternoon.

Netherton—Wednesday afternoon.

Priory—Friday morning.

Holly Hall—Friday afternoon.

Two Ear, Nose and Throat Clinics on Tuesday and Saturday morning. One Ophthalmic Clinic on Thursday morning.

Massage Clinics daily.

Artificial Sunlight Clinics on Monday, Wednesday and Friday.

Orthopaedic Clinic on Friday.

Dental Clinics are held throughout the week at "The Firs," Netherton, Priory, and Holly Hall Clinics.

Venereal Disease—Times of Clinics.

Males: Tuesday and Friday, 9—12.30 and 5—7.30 p.m.

Females: Tuesday, 5—6 p.m.

Wednesday, 2.30—4 p.m.

Friday, 10—12 noon.

3. LABORATORY ARRANGEMENTS.

Dr. Wight and Dr. Taylor did the bacteriological work in the small laboratory at "The Firs."

Swabs, Sputa, Urines and Ringworm hairs were done here. Blood examinations and more detailed work were done by Dr. Menton at the Staffordshire County Council Laboratory. Dr. Wight carried out some of the examinations in connection with the Venereal Diseases work at the Clinic at the Hospital.

A good supply of sterile swabs and sputum pots is kept at "The Firs," and any practitioner can have these by applying for them.

The following examinations were made at "The Firs":

Diphtheria swabs	460	Positive	...	25
Sputa for tuberculosis	21	Positive	...	4
Ringworm	—	Positive	...	—
Total			29
			481			
Urines	40

4. AMBULANCE ARRANGEMENTS.

(a) For non-infectious and accident cases. Two motor ambulances are provided by the Local Authority and are housed at the Fire Station.

The Service is satisfactory.

(b) Infectious cases are removed in the ambulances attached to the Isolation Hospital to which the case is sent.

5. NURSING IN THE HOME.

(a) General. This is chiefly provided by the Dudley Dispensary and Badley District Nurses' Home, which employs a matron and four nurses. They do not nurse infectious disease, nor do they act as midwives, nor maternity nurses. They attend patients at the request of medical practitioners.

(b) Infectious Disease. The Health Nurses give assistance in the home nursing of measles and whooping cough. Their services are sought by general practitioners in cases of ophthalmia neonatorum. No arrangement at present exists for the nursing in the home of cases of puerperal pyrexia.

(c) Maternity. Maternity Nursing in the home is done by the Municipal Midwives and one independent midwife who practises in the Borough area.

6. HOSPITALS.

(a) General.

The voluntary hospital situated in the Borough is the Guest Hospital, which has a normal capacity of 139 beds.

Arrangements with the Hospital include the provision of four beds for cases of Venereal Disease, and for the partial staffing of the Venereal Disease Clinic.

Arrangements with the Guest Hospital for the removal of tonsils and adenoids in children also exist.

Agreement with Staffordshire County Council has resulted in the reservation of two beds for Maternity Cases at the Rosemary Ednam Home, adjoining Burton House. These beds are utilised for cases sent in by the Maternity and Child Welfare Committee, but in addition many cases from the Borough area are admitted as private patients.

An arrangement exists under the Council's Orthopaedic scheme for the admission of cases to the Royal Cripples' Hospital, Birmingham.

Patients with obstetric complication or abnormality are admitted to the Maternity Hospital, Loveday Street, Birmingham, and cases of puerperal pyrexia to the General Hospital, Birmingham.

War conditions have resulted in the Guest Hospital becoming a unit in the Emergency Hospital Scheme, and an additional 246 beds have been provided for emergency purposes.

(b) Infectious Disease.

The arrangements for hospital accommodation of cases of infectious disease are unsatisfactory. The extension scheme for Wolverhampton Isolation Hospital has been temporarily shelved but the majority of our cases are admitted there when there is room. It quite often happens, however, that there is no room, and then there begins a search round neighbouring isolation hospitals in the hope that one will be able to accommodate the case. Hayley Green, Little Bromwich, Birmingham, and West Bromwich are general willing to oblige when they can, but sometimes Walsall and Bilston become the objects of our pursuit!

7. NURSING HOMES.

There are no Nursing Homes in the Borough registered under the Nursing and Maternity Homes Act.

During the year an application for registration of premises as a Nursing Home for Maternity patients was submitted. The Council made an order refusing the application on the grounds of the unsuitability of the premises and the infirmity of the applicant.

8. SCHOOL MEDICAL SERVICE.

(A.) Administration.

The School Medical Service is administered through the School Medical Department and the entire subject of school hygiene is viewed, not as a speciality nor as a group of specialities existing by and of themselves, but as an integral part of the Health Services of the Community.

The fact that the Medical Officers and practically all the Nursing Staff are common to the Maternity and Child Welfare and School Medical Services ensures complete co-ordination between these two sections.

Information regarding the occurrence and spread of Infectious Disease in school and otherwise, and the supervision of contacts, is freely interchanged by the nursing and sanitary staffs, and the efforts of both are utilised to further the immunization of children against diphtheria.

The nursery school ensures, for a few children, continuity of the medical supervision between the Maternity and Child Welfare Service and the School Medical Service, but for the remainder of the children between 2 years and 5 years of age there remains only the supervision exercised through the Welfare Centres.

The cleansing station at Lister Road Depot is freely used by the School Medical Service.

The services of the School Clinics are available for the use of pre-school children.

Like the other branches of the Health Service, the School Medical Service has suffered to some extent from restrictions imposed by war conditions. Every effort, however, has been made to cope with the work. The limitations have been in operation only during the last four months of the year under review, and, taking the year as a whole, there does not appear to have been any severe curtailment of medical inspection and treatment.

(B.) Departments, and Attendances of Children.

A certain amount of re-organisation of schools took place during the year 1939. Wolverhampton Street Council School is now a Senior Mixed School, and Netherton Council School has been re-organised as a senior mixed and infants' school, but it was closed at the end of December. Baylies' Charity boys' school was closed at the end of August.

The table given below shows the classification of the schools into their departments:—

Senior Departments	9
Junior Departments	8
Junior and Infants' Departments	4
Infants' Departments	13
Unreorganised Departments	2

The average number of children on the registers was 9,040, and the average attendance 7,998.

I am indebted to the Director of Education for the above information regarding the schools.

(C.) Hygiene of School Premises.

In Dr. Blaker's report for 1938 it was contemplated that a more complete survey of the sanitary arrangements in the schools would be made during 1939. The extra work imposed by war conditions has rendered this impracticable and such a survey has been deferred for the time being.

(D.) Medical Inspection.

In spite of the pressure of Air Raid Precautions work on the time of the Medical Officers during the last four months of the year and the delays in opening schools after the outbreak of war, a very satisfactory number of Routine Inspections was completed.

Children were examined in the three code groups, being dealt with in the twelve months following

- (a) their admission to school;
- (b) their attaining the age of eight years, and
- (c) their attaining the age of twelve years.

The numbers in each group for the last three years were:—

(i) Statutory Examinations:	1937	1938	1939
Entrants	1094	219	927
Second Age Group, over 8 years	881	669	1092
Third Age Group, over 12 years	1188	479	989
	<hr/> 3163	<hr/> 1367	<hr/> 3008

1,405 defects were discovered in these 3,008 children, and of these defects 743 required treatment and 662 were put under observation.

In addition to the above, 68 children were examined at the Nursery School.

(ii) Special Examinations:

At School	17
At Clinics	1750
For meals and milk	534
For Juvenile Employment	126
For Swimming Classes	876
				<hr/> 3303 <hr/>

Many of these children attended the Clinics for re-inspection, making a total of 6,889 further attendances.

The total attendances at Clinics were 9,309.

The following table shows the number of these inspections compared with similar figures for England and Wales in 1938 (the last year for which statistics are published):—

	Routine Inspection	Special Inspections	Re-Inspections
Dudley, 1939	3008	3303	7017
England and Wales, 1938	1677	1563	2182
(expressed as thousands)			

These returns can be more conveniently expressed as the numbers of specials or re-inspections for every hundred Routine Inspections:—

	Special Inspections per 100 routine	Re-inspections per 100 routine
Dudley, 1939	109	233
England and Wales, 1938	93	130

Employment of School Children.

The Children and Young Persons Act, 1938, permits children over the age of 12 years to be employed before or after school hours, in certain occupations, on condition that such employment is not prejudicial to their health or education. All these children should be medically examined at a Clinic within three weeks of commencing employment, but it has been discovered that numbers of children are duly presented for examination months—and in a few instances over a year—after they have taken up work. Further, it is a comparatively common sight to see small boys of under 12 years actually selling newspapers in the streets. A more rigid enforcement of the provisions of the Act and Byelaws would appear

desirable, otherwise the medical examination of children some time after their commencement of employment becomes a farce, and impairment of health may already be an accomplished fact. The number of children examined for employment was 126.

The following is an extract from the Report of the Juvenile Employment Officer for the year ending July 31st, 1939.

"During the year, permits were issued to 168 children, 111 being engaged in the delivery of milk or newspapers and 57 as shop errand boys. Action was taken to prevent the continued employment of 48 children who were under 12 years of age and one child over 12 years in a prohibited occupation. In no case was it necessary to take legal proceedings."

(E.) Findings at Medical Inspections.

In the prescribed groups the numbers of individual children found to require treatment (excluding defects of nutrition, uncleanness and dental disease) was 559 or 18.6% of those inspected, compared with 24.1% for 1938.

The following table is inserted to show the percentage of children found to require treatment since 1931:—

					Percentage found to require treatment.
1931	23.5
1932	19.25
1933	19.7
1934	18.4
1935	19.0
1936	12.5
1937	41.1
1938	24.1
1939	18.6

The table below shows the percentage in each age-group, requiring treatment for defects other than defects of nutrition, uncleanness and dental disease and squint:—

				Percentage found to require treatment.	
				England & Wales,	Dudley,
				1938	1939
Entrants	15.8	26.5
Second Age Group	18.1	17.5
Third Age Group	16.9	12.3

The following table shows the principal defects, discovered at Routine Inspections, requiring treatment, compared with the corresponding figures for England and Wales in 1938. The figures show the incidence of defects per 1,000 inspections:—

				Dudley, 1939	England & Wales, 1938
Skin Diseases	18.1	10.5
Defects of Vision	39.5	74
Squint	11.9	8.1
Other Eye Diseases	10.3	6.4
Defects of Hearing	1.9	2.9
Otitis Media	4.6	4.0
Chronic Tonsillitis	13.96	20.5
Adenoids33	2.7
Adenoids and Chronic Tonsillitis	38.88	20.0
Other Nose and Throat Defects	11.9	6.7
Defects of Speech	5.3	1.5
Organic Heart Disease	2.6	1.6
Pulmonary Tuberculosis:—					
Definite	—	.1
Suspected	—	.4
Non-Pulmonary Tuberculosis6	.5
Epilepsy	—	.2
Chorea	—	.4
Other Nervous Conditions9	1.5
Deformities—Rickets	3.98	1.1
Spinal Curvature	11.3	2.8
Other Forms	7.6	10.2

(a) **Malnutrition.**

This problem remains much the same as in previous years—the findings are set out in Table C in the appendix to this section of the Report, in respect of children examined up to August 31st.

The following table includes all children examined during the year:

Classification of the Nutrition of Children Inspected during the year in the routine age groups.

Age groups	Number of Children Inspected	A (Excellent)		B (Normal)		C (Slightly subnormal)		D (Bad)	
		No.	%	No.	%	No.	%	No.	%
Entrants	927	44	4.7	727	78.42	155	16.6	1	.1
Second Age-group	1092	59	7.6	867	79.4	165	15.1	1	.001
Third Age-group	989	69	7.8	793	79.8	127	12.3	—	—
Other Routine Inspections	68	2	2.9	62	91.2	4	5.9	—	—
TOTAL	3076	174	5.7	2449	78.7	451	14.6	2	.06

It will thus be seen that 451 children were discovered to be under-nourished at Routine Medical Inspection, compared with 201 in 1938. Expressed as a percentage of the numbers of children examined we find 14.6 in 1939 and 14.7 for 1938. The figures since this new classification commenced are as follows:—

				Dudley	England & Wales
1936	16.9	10.5
1937	6.7	10.6
1938	14.7	10.8
1939	14.6	—

(b) **Uncleanliness.**

This is becoming a most distressing feature of the work of the School Nurses, and compared with the previous year, 300 more **individual** children were found to be unclean, although 10,000 fewer heads were inspected.

The continued absences from school and the apathy of mothers and their employment in war work can only be part explanation. It is impossible to imagine what the condition of other members of some of these families must be.

67,536 heads were inspected in the year and 859 **individual children** were found to be verminous.

During the inspections, 1,988 children were classified as verminous and 521 were considered to be grossly verminous. The majority of this latter category were excluded from school.

In only one instance did the Committee consider it necessary to take legal proceedings under the School Attendance Bye-laws, when a conviction was obtained and a fine of 10/- was imposed.

The following table sets out the work of the Health Nurses in connection with uncleanliness:

SCHOOL NURSES' REPORT FOR THE YEAR ENDING 1939.

Month	Number of children inspected.	Individual children found unclean.	Number found unclean.		Visits to Schools.	Visits to Homes.
			Vermineous	Grossly Vermineous		
JANUARY	6971	190	150	42	83	28
FEBRUARY	5256	72	104	27	75	25
MARCH	7265	130	203	62	89	33
APRIL	5246	77	157	56	49	9
MAY	6652	66	132	47	60	32
JUNE	5202	60	122	33	78	27
JULY	6610	49	150	44	84	50
AUGUST and SEPTEMBER	4926	40	120	31	48	8
OCTOBER	7165	68	276	80	52	35
NOVEMBER	8155	75	432	69	88	60
DECEMBER	4088	32	142	31	54	26
TOTAL	67536	859	1988	522	760	333

(c) Minor Ailments and Skin Diseases.

These consist mainly of the group of Skin Diseases—Impetigo, Scabies and Ringworm, Minor Eye and Ear defects and Enlarged Glands.

The table below classifies the cases discovered at medical inspection—Routine and Special.

	Routine		Special		Total
	Treat- ment	Obser- vation	Treat- ment	Obser- vation	
Skin Diseases—Ringworm body	—	—	1	—	1
Scabies ...	12	—	122	—	134
Impetigo ...	20	—	269	—	289
Other Skin Conditions	24	4	256	—	284
Minor Eye Defects ...	31	2	70	—	103
Minor Ear Defects ...	2	4	45	—	51
Enlarged Glands (Non. T.B.)	9	47	4	—	60
	<hr/> 98	<hr/> 57	<hr/> 767	<hr/> —	<hr/> 922

The total of 922 cases compares with a figure of 863 for 1938.

The incidence of impetigo was comparable with previous years but that of scabies showed a further increase.

(d) Visual Defects and External Eye Diseases.

The following table shows the incidence of visual defects and external eye diseases.

	Routine Inspections		Special Inspections	
	Requiring Treatment	Requiring Observation	Requiring Treatment	Requiring Observation
Blepharitis ...	14	—	12	—
Conjunctivitis ...	—	—	14	—
Keratitis ...	1	—	—	—
Corneal Opacities...	—	2	—	—
Defective Vision (excl. Squint) ...	119	15	149	—
Squint ...	36	4	41	1
Other Conditions ...	16	—	44	—

The number of children discovered at Routine Medical Inspection to require treatment for defective vision was 39.5 per 1,000 compared with 54.1 per 1,000 in 1938. These figures include all age groups, although owing to practical difficulties in testing the vision of entrants, statistics involving this group cannot be so reliable. The figure for England and Wales in 1938 was 74 per 1,000 for the age groups other than entrants.

(e) Nose and Throat Defects.

The following table shows the number of children found at Medical Inspections to be suffering from these defects.

		Routine Inspections		Special Inspections	
		Requiring Treatment	Requiring Observation	Requiring Treatment	Requiring Observation
Chronic Tonsillitis only...	...	42	192	13	—
Adenoids only	...	1	4	—	—
Chronic Tonsillitis and Adenoids	...	117	128	7	4
Other Conditions	...	36	26	34	—

The cases considered to require treatment at Medical Inspection are referred to the Consultant Aural Surgeon, who determines whether operation is necessary—this would in effect reduce the incidence of enlarged Tonsils and Adenoids requiring operation. The current incidence of enlarged Tonsils and Adenoids requiring operation was 53.17 per 1,000 compared with 43.2 per 1,000 for England and Wales in 1938.

(f) Ear Diseases and Defective Hearing.

		Routine Inspections		Special Inspections	
		Requiring Treatment	Requiring Observation	Requiring Treatment	Requiring Observation
Defective Hearing	.	6	—	1	—
Otitis Media	...	14	1	13	—
Other Ear Diseases		2	4	45	—

The incidence of Otitis Media, 4.6 per 1,000, compares favourably with the rate for England and Wales—4.0 per 1,000 in 1938.

(g) Dental Defects.

A total of 8,725 children were examined by the School Dental Surgeons during the year, and of these 5,583 were found to be in need of treatment.

(h) Orthopaedic and Postural Defects.

The following table shows the number and type of orthopaedic defects discovered in the year and requiring treatment at the Orthopaedic Clinic.

Paralysis	1
Rickets	1
Congenital Deformities	3
Defects of Feet	18
Other conditions	16
				—
				39
				—

(i) **Heart Disease and Rheumatism.**

Sixteen children at Routine Inspection and 2 at Special Inspection were found to be suffering from organic disease of the heart. These figures compare with 12 at Routine Inspection and 5 at Special Inspection last year.

(F.) Following Up.

This was continued as previously, by the Medical Officers and School Nurses, with the assistance of the Inspector of the N.S.P.C.C., when the occasion demanded it.

6,889 re-inspections took place at the Clinics and the Nurses paid 760 visits to Schools and 333 visits to the patients' homes.

(G.) Arrangements for Treatment.

(a) **Malnutrition.**

All such cases falling within the Authority's income scale are recommended for "Free meals and Free milk" or "Free milk." Other cases of malnutrition are recommended to take advantage of the milk provided under the Milk in Schools Scheme.

(b) **Uncleanliness.**

Parents are given printed instructions with regard to the cleansing of verminous heads and the cases followed up to see that they are carried out. Grossly infested children are excluded from school until they are cleansed.

(c) **Minor Ailments and Skin Diseases.**

Five Minor Ailments' Clinics were held each week as follows:

"The Firs"—Monday and Thursday afternoon.

Netherton—Wednesday afternoon.

Priory—Friday morning.

Holly Hall—Friday afternoon.

Two Ear, Nose and Throat Clinics were held on Tuesday and Saturday morning, and one Ophthalmic Clinic on Thursday morning.

Massage Clinics daily.

Artificial Sunlight Clinics on Monday, Wednesday and Friday.

Orthopaedic Clinic on Friday.

Dental Clinics were held throughout the week at "The Firs," Netherton, Priory and Holly Hall Clinics.

Following the outbreak of war in September, the treatment scheme at Minor Ailments Clinics was adjusted to meet the more pressing calls of Air Raid Precautions. Daily morning sessions were held at all Clinics, except Holly Hall, by the Nurse and a Doctor attended on one morning of each week.

The following table shows the number of minor defects treated at the Clinics with the number of attendances.

Disease or Defect	No. of Defects Treated.
Skin Disease	648
Minor Eye Defects	73
Minor Ear Defects	51
Miscellaneous (Minor injuries, burns, sores, etc.)	655
Total number of defects ...	1437
Number of attendances ...	9309

Scabies continued to be prevalent, and extensive use was made of the cleansing facilities available at the Lister Road Depot. 122 cases of scabies among school children were discovered and treated during the year, and in addition infected pre-school and adult members of the family were also given treatment. Under-clothing and bed-clothing were steam-disinfected in as many cases as possible.

(d) **Visual Defects and External Eye Disease.**

The arrangements for the treatment of eye defects continued to work satisfactorily, all the specialist work being carried out at "The Firs" Clinic by Mr. I. Lloyd Johnstone.

During the year 345 children were refracted and of these 232 children had glasses prescribed. In all but two cases the glasses were provided, either by the parent entirely or with some assistance from the voluntary fund which exists for this purpose.

16 children were referred to hospital for operative treatment for squint, but only 7 took advantage of the opportunity.

(e) **Ear, Nose and Throat Diseases.**

The bi-weekly Ear, Nose and Throat Clinic at "The Firs" continued to be held by Dr. Winifred Dean, who has prepared the following comments.

Attendances:

New cases	405
Old cases	1610
Total	2008

Operations performed:

Removal of Tonsils and Adenoids	206
Antrum washouts	79
Cauterization of Nasal Turbinates	54
Mastoidectomy	7
Other forms	7
	353

As is to be expected, in present circumstances, there has been a smaller number of attendances, and of operations performed during the past year than in previous years. Since the first few months of the war, however, the children have attended in almost normal numbers. Operations are again being performed, with the result that no child has to wait more than 3 or 4 weeks before operation, and urgent cases are receiving treatment very quickly.

The results of the work of the clinic have been good, and I am, as always, indebted to the Medical Staff and the Nurses for their co-operation and help.

(f) Report of the Dental Clinic.

The following is the report of the School Dental Officer.

The outbreak of hostilities during the September vacation brought difficulties and problems of an unusual type. In the early days of the new term the failure of the majority of schools to open, together with the unusually late return of the hop-pickers, reduced the clinic attendances to a minimum and made routine inspections impossible. The subsequent opening of some senior schools (mostly on a part-time basis) eased the situation somewhat, but left much work still overdue in the infant schools which still remained closed. Apart from the generally decreased attendance we were faced with a relatively greatly increased amount of casual work in children who would normally have been routines, had we had normal access to them for inspection. Even the "routine" cases from "part-time" schools seemed reluctant to attend, other than during the periods when they were actually at school.

The Intermediate School, which had never previously been examined, was added to our inspection list. This school ranks more as a secondary than elementary school, with its children up to 16 years of age. A total of 464 children were examined and 259 were found to require immediate treatment of some kind. Although it was very desirable that this school should be included in our scheme, the preliminary "cleaning up" has resulted in an increase in the number of permanent extractions, which is the one figure which we had hoped would show a decrease this year. Whilst these permanent extractions were of necessity rather wholesale, it must not be overlooked that a great number of teeth were conserved.

The actual treatment figures for all Clinics given herewith can speak for themselves. The full return made to the Board of Education is given elsewhere, as also are the Maternity and Child Welfare figures.

Clinics	Total Attendance	Total No. of Casuals.	Total No. of Routines	Inspections	No. of Sessions	Permanent Fillings	Temporary Fillings	Permanent Extractions	Temporary Extractions	Nitrous Oxide	Other Operations Permanent	Other Operations Temporary
DUDLEY ...	3416	1143	1195	19	422	1529	311	1083	1838	2181	568	261
NETHERTON ...	1265	337	589	10	189	487	54	326	869	872	164	88
PRIORY ...	777	351	265	2	96	120	12	127	840	657	37	35
HOLLY HALL ...	384	108	199	3	37	229	7	5	141	—	121	80
GRAND TOTAL	5842	1939	2248	34	744	2365	384	1541	3688	3710	890	464

Compared with last year, the attendance shows a decrease of 1,015, which is accounted for entirely by the period when schools were closed or on a part-time basis. Fortunately, by carrying out more complete treatment for those children who did attend, it was possible to prevent the actual output of work from falling materially. Hence permanent fillings show a decrease of only 61, whilst permanent extractions (by reason of the inclusion of the Intermediate School) have increased by 182.

Of 3,644 children found during routine inspection to require treatment, 62% had actually been treated by the end of the year.

Of the 744 sessions shown above, it is **estimated** that 94 were devoted to Maternity and Child Welfare work, so that any calculations should be based on 650 school sessions. No absolute number of sessions can be quoted for Maternity and Child Welfare work, as these cases are seen as required during the course of normal school sessions.

The weekly sessions at the various Clinics remain as previously, Dudley 11, Netherton $5\frac{1}{2}$, Priory $2\frac{1}{2}$, Holly Hall 1. The half sessions indicate filling sessions held every second week. These sessions, as already mentioned, include those devoted to Maternity and Child Welfare work—up to a theoretical maximum of 3 sessions per week (the Maternity and Child Welfare Committee being entitled to one-third of the time of one Dental Officer).

There has always existed considerable difficulty in assessing the exact number of sessions required in each district.

The present arrangement gives the best possible results, bearing in mind the necessity of fitting in with other Clinics, where only one room is available. There is, however, always a

tendency to run out of work in a small district in November (even though it may be allotted only one session per week), whilst there may be arrears of work in a larger district. Sudden departures from a fixed time-table are not considered a desirable solution to the problem.

The Holly Hall Clinic is, in my mind, of very doubtful value, as it will be seen that the annual yield is only 236 fillings and 146 extractions. The bulk of the extractions in particular are referred to Dudley for nitrous oxide (practically the whole 201 "other operations" can be considered as dressings inserted to relieve pain, pending attendance at Dudley for extraction), and it would seem a very practical proposition to carry out **all** the treatment at Dudley. If this Clinic is to continue it should be modernised as early as possible, when it would be possible to carry out all treatment required in that district in about half the present number of sessions.

The most urgent requirement, however, is a second room at Dudley. Since one Dudley surgery was closed in 1937 to provide accommodation for the Supervisor of Midwives, there have been steadily increasing arrears of conservative work. The bulk of this work is centred round Dudley, whilst the demand in other districts is comparatively low. The Priory Clinic, for example, serves only infant and junior schools, which yielded a mere 120 fillings this year. Very often the Assistant Dental Officer has to more or less mark time at these other Clinics, when the Dudley surgery is in use, whereas he could be fully occupied if there were quarters for him in Dudley.

The appointment of two dental attendants was made during the year and they started duty in August. These girls were fresh from school, and their training will probably take several years. Meanwhile they must be considered more as a liability than an asset.

Some items of new equipment have been obtained for the Dudley and Netherton Clinics, which will materially assist in the efficient execution of our work, until such times as these clinics can be constructed on thoroughly modern lines.

(g) Orthopaedic and Postural Defects.

The existing arrangements with the Birmingham Royal Cripples' Hospital continued to function satisfactorily. A Clinic was held weekly at "The Firs," and Mr. F. Wilson Stuart attended once each month or more frequently if necessary.

The agreement with surrounding Authorities who send patients for consultation and treatment was continued.

The following is a synopsis of the work of this section of the department.

Non-Tubercular Affections:—

	Old Cases	New Cases
Paralysis	6	1
Rickets	2	1
Congenital Deformities ...	1	3
Deformities of Feet ...	13	18
Other conditions	21	16
New Cases	—	39

Tubercular Affections:—

Spinal Disease	5
Others	6

Summary of Attendances at "The Firs":—

	Ortho- paedic	Massage	Ultra Violet Ray
Dudley School Medical Service ...	137	1603	715
Dudley Maternity and Child Welfare	292	323	1105
Staffs. School Medical Service ...	45	387	—
Staffs. Child Welfare	87	176	—
Tuberculosis Joint Committee ...	377	64	9
Borough of Rowley Regis	9	367	—
Private	7	84	3
	<hr/> 954	<hr/> 3004	<hr/> 1920
Grand Total	5,878.		

Patients requiring ultra violet ray, massage, electrical or remedial treatment, obtain this at "The Firs" and Special Nurses attend for this purpose. Children requiring in-patient treatment are admitted to the Royal Cripples' Hospital and to Woodlands Open-air Hospital, which is also a certified special school.

Ultra Violet Light Therapy.

The Clinic continued as in previous years.

28 cases of school age attended on 715 occasions.

The results are tabulated as follows:—

	Alopecia	Psoriasis	Debility	Bronchitis & Asthma	Miscell- aneous
No. of Cases	8	2	13	4	1 T.B. Gland
Av. Length of treatment in weeks	10	18	11	9	9
Defaulters	1	1	4	—	1
Much improved	6	1	—	—	—
Slightly improved	1	—	7	3	1
Not improved	1	1	6	1	—

(H.) Infectious Diseases.

School closure has not been necessary during the past year. There have been minor outbreaks of chicken-pox and mumps at certain Infant Schools and scarlet fever has been more prevalent than of recent years.

There were 63 cases of Scarlet Fever in school children, with one death, which occurred in hospital. The death followed extensive burns with resulting septicaemia and pneumonia, and a surgical Scarlet Fever. The cause of death after a post-mortem examination was given as acute pulmonary broncho-pneumonia. 16 further cases were nursed in hospital. Diphtheria was less in evidence than for several years—there were 27 cases among school children, 2 of which died. 25 cases were admitted to hospital, and one of the deaths occurred at home.

Owing to Air Raid Precautions duties and the outbreak of war, much immunization against diphtheria unfortunately had to be postponed. As a consequence only 153 children were successfully immunized.

The following table shows the incidence of diphtheria in the different schools for the four quarters of the year.

NOTIFIED CASES OF DIPHTHERIA IN SCHOOL CHILDREN.

School.	First Quarter	Second Quarter	Third Quarter	Fourth Quarter	Total
Blowers Green Junior	—	2	—	—	2
Girls' High School ...	—	4	—	—	4
St. Joseph's R.C. ...	—	1	1	—	2
St. James's C. of E. Infants' ...	—	—	1	—	1
Dudley Grammar School	—	—	1	—	1
Park School ...	1	—	3	1	5
St. Thomas' C. of E. Junior ...	—	—	1	—	1
Intermediate School ...	—	—	1	—	1
Halesowen Road ...	—	—	—	1	1
Northfield Road ...	—	—	—	1	1
Wrens Nest ...	—	—	—	1	1
St. Edmund's C. of E. Priory Junior & Infants'	—	—	—	1	1
Dudley Wood ...	—	—	—	2	2
Jesson's C. of E. Junior	—	—	—	1	1
St. John's C. of E. ...	1	—	—	—	1
Kates Hill ...	1	—	—	—	1
Totals ...	3	7	8	9	27

Tuberculosis.

All cases and suspected cases of Tuberculosis are referred to the Tuberculosis Officer (Dr. Loughran) of the Staffordshire, Wolverhampton, and Dudley Joint Committee, who attends at the Tuberculosis Dispensary, Parsons Street, Dudley, on Tuesdays and Thursday, between 10 a.m. and 12.30 p.m.

During the year, the following new cases were notified:—

Hip	1
Bones and Joints	2
Glands	2
Meninges	2
Lungs	3
					—
					10
					—

Children on the T.B. Register:—

Lungs	10
Glands	8
Hip	3
Bones and Joints (other than hip)	5
Peritoneum	3
					—
					29
					—

2 children of school age were admitted to hospital, one to Standon Hall and one to Himley Sanatorium.

(1.) Physical Training.

Reports of the Organisers of Physical Training for 1939.

Report by Miss Joy Munday.

"During the year 1939 progress in Physical Education in the Schools has been maintained.

"This has been accelerated most notably in the Infants' Departments where many of the teachers have profited considerably from a Refresher Course held in the Spring. At this course there were a number of very useful demonstration lessons with children, taught by various teachers in the Borough. This discussion and interest aroused by these lessons has raised the standard throughout. A marked feature of the Course was attention to footwork and foot mobility, a subject which deserves more attention in all departments and one which would help considerably to lessen the percentage of flat foot among our school children.

"A number of teachers attended a week-end Refresher Course in Music and Movement," held in Walsall by Miss Ann Driver. This course was most interesting and enjoyable.

"Progress in Physical Training in the Schools is still hindered by lack of changing, though some of the senior schools particularly, make very creditable efforts in this direction. In many departments the lack of a suitable hall for indoor work seriously interferes with progress in periods of bad weather.

"An intensive 'Keep-fit' campaign was arranged for the Autumn, its object being to train leaders and rouse local enthusiasm in various parts of the town. Owing to the outbreak of war this had to be abandoned, but it is hoped to continue this scheme early in the New Year."

Report by Mr. A. J. Spears.

"The year opened with every indication that the teaching of Physical Training would continue its progress towards that standard of physical efficiency which we desire to see in the school children. There is ample evidence that they are responding with increased vigour and alertness to the teaching. Now that the control of bodily movements is becoming more certain, senior boys may profitably be given more advanced exercises and activities in vaulting and agility. The reluctance on the part of teachers to give training in such agility exercises as handsprings and headsprings has been overcome when the effects of approaching these exercises by easy progressive stages have been seen.

Equipment and Apparatus.

"The supply of equipment is satisfactory in all departments except those senior schools where no hall is available for apparatus work. Excellent use is being made of the portable gymnastic apparatus in schools so equipped, and the progress shown as the

result of systematic practice and 'slow but sure' teaching has been very heartening. The transfer of the Baylies' Boys' School to the Wolverhampton Street School buildings will afford a hall which is to be furnished with portable apparatus. This will make a total of 5 departments getting the advantage of a senior school syllabus.

Organised Games.

"The position in regard to facilities for games has altered little since the last report was made. One additional field on the site of the Wren's Nest Junior School is now laid out.

Swimming.

"The swimming arrangements were carried out on the same lines as last year. 21 Boys' Departments sent classes to the Baths where the instruction given by Mr. Casey was most effective. Throughout the season 19,185 attendances were made by boys and girls, and 590 certificates of proficiency were awarded. A small class was formed for boys from the Deaf School with the consent of the School Medical Officer, and the experiment proved very beneficial to those who attended.

Schools Athletic Festival.

"This took place on the County Ground on 28th June, but unfortunately bad weather robbed the occasion of some of its enjoyment. In spite of this, however, the programme was successfully carried out.

War Conditions.

"The threat of war which hung over our efforts to plan for progress in the early part of the year resolved itself into an unhappy reality during the school holidays. Physical Training in keeping with all phases of Education suffered an initial set-back, but we hope the resolve of all will be to ensure that the children suffer as little as possible. The control of their growth and development is of no less importance in war than in peace. Should we, perchance, be subjected to conditions of war likely to give rise to emotional disturbance, the value of Physical Exercise and Games in stabilising the emotions during times of crisis should not be lost to sight.

Youth in War-time.

"The formation of a National Youth Committee to safeguard the interests of youth is a step welcomed by all who have contact with young people between the ages of 14 and 20. The task of providing facilities for the right use of leisure time and opportunities for fellowship during black-out hours is of supreme importance in these times. The town already possesses an energetic Youth Committee and the steps necessary to give greater impetus to their work are being taken. The prospects of accomplishing valuable work in the Service of Youth in Dudley are good,

though the fact cannot be ignored that the provision of leaders may become difficult as increasing demands are made on personnel for service in the armed forces."

(J.) Provision of Meals and Milk.

The general scheme proceeded as in previous years. Although it was not found possible to act on the recommendation with regard to an additional feeding centre at Wren's Nest School, which was urged in last year's report, it is gratifying to note that such a centre is now in being.

(K.) Co-operation.

Parents, Teachers and School Attendance Officers have all co-operated towards preserving the health and well-being of the school child. The N.S.P.C.C. has once again been of the greatest service to the Department.

(L.) Blind, Deaf, Defective and Epileptic Children.

The scheme for the ascertainment and care of these children was as in previous years.

Blind. There were 3 blind children under the age of 16 years. They attend the Kindergarten Branch of the Birmingham Royal Institution for the Blind (2), and the Blind and Deaf School, Stoke-on-Trent (1).

Partially Blind. There were 10 partially blind children in the Borough.

Deaf. There were 5 totally deaf children in the Borough, 4 of whom attend the School for the Deaf. There were 16 partially deaf children in the Borough.

Mentally Defective Children. There were 31 feeble-minded ascertained in the Borough—most of these receiving their education in practical classes in the ordinary schools, or remaining at home.

Multiple Defects. In addition there was one case of Mental Deficiency and Epilepsy, and one case of Mental Deficiency and Crippling at Certified Special Schools.

Epileptic Children. There were 4 epileptic children in the Borough, two of whom were allowed to attend public elementary schools.

Mental Deficiency. Three children were notified to the Local Mental Deficiency Authority during the year.

(M.) Open-Air Education.**(a) Other than at Certified Open-Air Schools.**

This aspect of school life remains as it was in 1938. Once again 720 children—boys and girls—visited the School Camp at Astley Burf for weekly periods during the summer.

(b) At Certified Open-Air School.**West Malvern Open-Air School.**

The same arrangements with the County of Worcestershire Education Committee were in being, as in previous years, and 90 delicate children spent a term in residence during the year.

(N.) Nursery School.

There is one Nursery School in Dudley. Opened last year, it has continued to afford the greatest help to those infants who are sufficiently fortunate to gain admission.

Routine Inspection:—

Number examined	68
Number of defects	46
No. of individual children with defects	35

The majority of the defects are made up of enlarged tonsils—almost certainly hyperfunctional, and for that reason are put under observation.

DEFECT.	Routine Inspection No. of defects	
	Requiring Treatment	Requiring Observation
Impetigo	1	—
Other Skin Diseases	1	—
Eyes: Blepharitis	—	—
Nose and Throat		
Tonsils only	—	15
Chronic T & A	7	—
Other conditions	—	3
Enlarged Cervical Glands	—	6
Heart Disease		
Functional	—	—
Bronchitis	—	8
Deformities		
Other than Rickets and Spinal Curvature	3	—
Miscellaneous	1	1
TOTAL DEFECTS	9	36

Nutrition: 2 excellent, 62 normal, 4 slightly sub-normal.

(O.) Health Education.

Training College. Students from the Training College continued their attendance at Clinics.

Health Week. Owing to the outbreak of war, Health Week had to be cancelled.

(P.) Secondary School.

Routine Inspections were carried out at the Girls' High School.

Number of children on School Register	463
„ „ „ examined at Routine Inspection	295
„ „ „ examined at Special Inspection	21

(Q.) Return of Medical Inspections.**TABLE I.****A.—ROUTINE MEDICAL INSPECTIONS.**

Number of Inspections in the prescribed Groups :				
Entrants	927
Second Age Group	1092
Third Age Group	989
<i>Total</i>				3008
Number of other Routine Inspections				
				—

B.—OTHER INSPECTIONS.

Number of Special Inspections	...	3303
Number of re-inspections	...	3714
<i>Total</i>	...	7017

C.—CHILDREN FOUND TO REQUIRE TREATMENT.

Number of individual children found at Routine Medical Inspection to require treatment (**excluding defects of Nutrition, Uncleanliness and Dental Diseases**).

Group.	For defective vision (excluding squint).	For all other conditions recorded in Table II A.	Total
(1)	(2)	(3)	(4)
Entrants	21	225	246
Second Age Group	53	138	191
Third Age Group	45	77	122
Total (Prescribed Groups)	119	450	559
Other Routine Inspections	—	—	—
Grand Total	119	450	559

TABLE II.

A.--RETURN OF DEFECTS FOUND BY MEDICAL INSPECTION IN THE
YEAR ENDED 31st DECEMBER, 1939.

DEFECT OR DISEASE.					Routine Inspections.		Specials (New Cases only)	
					Requiring Treatment.	Number referred for observation only.	Requiring Treatment.	Number referred for observation only.
(1)					(2)	(3)	(4)	(5)
Skin	1	Ringworm : Scalp	—	—	—	—
	2	Do. Body	—	—	1	—
	3	Scabies	12	—	122	—
	4	Impetigo	20	—	269	—
	5	Other Diseases (Non-Tuberculous)	24	4	256	—
TOTAL (Heads 1 to 5)					56	4	648	—
Eye	6	Blepharitis	14	—	12	—
	7	Conjunctivitis	—	—	14	—
	8	Keratitis	1	—	—	—
	9	Cornea Opacities	—	2	—	—
	10	Other Conditions (excluding Defective Vision and Squint)	16	—	44	—
TOTAL (Heads 6 to 10)					31	2	70	—
Ear	11	Defective Vision (excluding Squint)	119	15	149	—
	12	Squint	36	4	41	1
	13	Defective Hearing	6	—	1	—
Ear	14	Otitis Media	14	1	13	—
	15	Other Ear Diseases	2	4	45	—
Nose and Throat	16	Chronic Tonsillitis only	42	192	13	—
	17	Adenoids only	1	4	—	—
	18	Chronic Tonsillitis and Adenoids	117	128	7	4
	19	Other Conditions	36	26	34	—
	20	Enlarged Cervical Glands (Non- Tuberculous)	9	47	4	—
Heart and Circula- tion	21	Defective Speech	16	5	1	—
	Heart Disease :							
	22	Organic	8	8	2	—
	23	Functional	1	8	2	2
Heart and Circula- tion	24	Anæmia...	21	6	10	—

TABLE II.—*continued.*

(1)		(2)	(3)	(4)	(5)
Lungs	25 Bronchitis.....	110	50	40	—
	26 Other Non-Tuberculous Diseases	3	—	26	—
Tuber- culosis	Pulmonary :				
	27 Definite.....	—	—	—	—
	28 Suspected	—	—	—	—
	Non-Pulmonary :				
	29 Glands.....	1	2	2	—
	30 Bones and Joints.....	—	—	—	—
	31 Skin.....	—	—	—	—
	32 Other Forms	1	—	—	—
TOTAL (Heads 29 to 32) ...		2	2	2	—
Nervous System	33 Epilepsy	—	—	2	—
	34 Chorea.....	—	4	9	1
	35 Other Conditions.....	3	1	4	—
Deform- ities	36 Rickets	12	93	—	—
	37 Spinal Curvature.....	34	20	2	—
	38 Other Forms	23	8	11	—
39 Other Defects and Diseases (excluding Defects of Nutrition, Uncleanliness and Dental Diseases)		41	30	481	—
Total ...		743	662	1617	8

**B.—CLASSIFICATION OF THE NUTRITION OF CHILDREN
INSPECTED UP TO AUGUST 31st, 1940, IN THE
ROUTINE AGE GROUPS.**

Age Groups	Number of Children Inspected	A (Excellent)		B (Normal)		C (Slightly subnormal)		D (Bad)	
		No.	%	No.	%	No.	%	No.	%
Entrants	750	43	5.7	587	78.3	119	15.9	1	.01
Second Age-group	669	51	5.4	521	77.9	96	14.1	1	.001
Third Age-group	740	58	7.8	591	79.8	91	12.3	—	—
Other Routine Inspections	46	—	—	42	91.3	4	8.7	—	—
TOTAL	2205	152	6.9	1741	78.9	310	14.05	2	0.009

TABLE III.*Return of all Exceptional Children in the Area.***BLIND CHILDREN.**

At Certified Schools for the Blind.	At Public Elementary Schools.	At Other Institutions.	At no School or Institution.	Total.
3	—	—	—	3

PARTIALLY SIGHTED CHILDREN.

At Certified Schools for the Blind.	At Certified Schools for the Partially Sighted.	At Public Elementary Schools.	At other Institutions.	At no School or Institution.	Total.
—	—	10	—	—	10

DEAF CHILDREN.

At Certified Schools for the Deaf.	At Public Elementary Schools.	At other Institutions.	At no School or Institution.	Total.
4	—	—	1	5

PARTIALLY DEAF CHILDREN.

At Certified Schools for the Deaf	At Certified Schools for the Partially Deaf.	At Public Elementary Schools.	At other Institutions.	At no School or Institution.	Total.
—	—	16	—	—	16

TABLE III.—continued**MENTALLY DEFECTIVE CHILDREN.****FEEBLE-MINDED CHILDREN.**

At Certified Schools for Mentally Defective Children.	At Public Elementary Schools.	At other Institutions.	At no School or Institution.	Total.
2	16	3	10	31

EPILEPTIC CHILDREN.**CHILDREN SUFFERING FROM SEVERE EPILEPSY.**

At Certified Special Schools.	At Public Elementary Schools.	At other Institutions.	At no School or Institution.	Total.
—	2	1	1	4

PHYSICALLY DEFECTIVE CHILDREN.**A.—TUBERCULOUS CHILDREN.****I.—CHILDREN SUFFERING FROM PULMONARY TUBERCULOSIS.**

(Including pleura and intra-thoracic glands.)

At Certified Special Schools.	At Public Elementary Schools.	At other Institutions.	At no School or Institution.	Total.
1	—	—	9	10

II.—CHILDREN SUFFERING FROM NON-PULMONARY TUBERCULOSIS.

At Certified Special Schools.	At Public Elementary Schools.	At other Institutions.	At no School or Institution.	Total.
1	13	—	5	19

TABLE III.—*continued.*

B.—DELICATE CHILDREN.

At Certified Special Schools.	At Public Elementary Schools.	At other Institutions.	At no School or Institution.	Total.
—	54	—	—	54

C.—CRIPPLED CHILDREN

At Certified Special Schools.	At Public Elementary Schools.	At other Institutions.	At no School or Institution.	Total.
10	12	—	8	30

D.—CHILDREN WITH HEART DISEASE.

At Certified Special Schools.	At Public Elementary Schools.	At other Institutions.	At no School or Institution.	Total.
—	19	—	2	21

CHILDREN SUFFERING FROM MULTIPLE DEFECTS.

Combination of Defect.	At Certified Special Schools.	At Public Elementary Schools.	At other Institutions.	At no School or Institution.	Total
M.D + Epilepsy ...	—	1	—	—	1
M.D + Crippling ...	1	—	—	—	1

TABLE IV.

Return of Defects **Treated** during the Year ended 31st December, 1939.

TREATMENT TABLES.**Group I.—Minor Ailments (excluding Uncleanliness, for which see Table VI).**

Disease or Defect. (1)	Number of Defects treated, or under treatment during the year.		
	Under the Authority's Scheme. (2)	Otherwise (3)	Total. (4)
<i>Skin—</i>			
Ringworm—Scalp.			
(1) X-Ray Treatment	—	—	—
(2) Other „	—	—	—
Ringworm—Body	1	—	1
Scabies	122	—	122
Impetigo	269	—	269
Other skin diseases	256	—	256
Minor Eye Defects	73	—	73
(External and other, but excluding cases falling in Group II.)			
Minor Ear Defects	51	—	51
Miscellaneous	665	—	665
(e.g., minor injuries, bruises, sores, chilblains, etc.)			
Total	1437	—	1437

Group II.—Defective Vision and Squint (excluding Minor Eye Defects treated as Minor Ailments—Group I).

Defect or Disease. (1)	No. of Defects dealt with		
	Under the Authority's Scheme. (2)	Other-wise. (3)	Total. (4)
Errors of Refraction (including squint).	345	—	345
Other Defect or Disease of the Eyes (excluding those recorded in Group I.). ...	3	—	3
Total	348	—	348

TABLE IV.—*continued.*

	Under the Authority's Scheme	Other-wise	Total
Number of Children for whom spectacles were			
(a) Prescribed	232	—	232
(b) Obtained	230	—	230

Group III.—Treatment of Defects of Nose and Throat.

Number of Defects.

Received Operative Treatment.												Received other forms of Treatment.	Total number treated.
Under the Authority's Scheme, in Clinic or Hospital (1)				By Private Practitioner or Hospital, apart from the Authority's Scheme. (2)				Total. (3)					
(i)	(ii)	(iii)	(iv)	(i)	(ii)	(iii)	(iv)	(i)	(ii)	(iii)	(iv)		
—	—	206	147	—	—	—	—	—	—	206	147	756	1109

(i) Tonsils only. (ii) Adenoids only. (iii) Tonsils and Adenoids.

(iv) Other defects of the nose and throat.

Group IV.—Orthopaedic and Postural Defects.

Number of Children treated :—

(1) Under the Authority's Scheme :

Residential treatment with education	3
Residential treatment without education	5
Non-residential treatment at an orthopaedic clinic	75

(2) Otherwise :

Residential treatment with education	—
Residential treatment without education	—
Non-residential treatment at an orthopaedic clinic	—

Total number treated ... 83

Group V.—Dental Defects.

(1)	Number of children who were:					
	(a) Inspected by the Dentist:					
	Aged 5	465
	" 6	576
	" 7	841
	" 8	755
	" 9	717
	" 10	646
	" 11	671
	" 12	790
	" 13	862
	" 14	463
				<i>Total</i>	...	6786
	Specials	1939
				<i>Grand Total</i>		8725
	(b)	Found to require treatment				5583
	(c)	Actually treated				4187
(2)	Half days devoted to:	Inspection	34
		Treatment	650
				<i>Total</i>	...	684
(3)	Attendances made by children for treatment				...	5842
(4)	Fillings:	Permanent Teeth	2365
		Temporary Teeth	384
				<i>Total</i>	...	2749
(5)	Extractions:	Permanent Teeth	1541
		Temporary Teeth	3688
				<i>Total</i>	...	5229
(6)	Administration of general Anæsthetics for extractions				...	3710
(7)	Other Operations:	Permanent Teeth	890
		Temporary Teeth	464
				<i>Total</i>	...	1354

Group VI.—Uncleanliness and Verminous Conditions.

(i.)	Average number of visits per school made during the year by the School Nurses				...	21.1
(ii.)	Total number of examinations of children in the Schools by School Nurses				...	67536
(iii.)	Number of individual children found unclean				...	859
(iv.)	Number of children cleansed under arrangements made by the Local Education Authority				...	—
	Number of cases in which legal proceedings were taken:—					
	(a)	Under the Education Act, 1921			...	—
	(b)	Under School Attendance Byelaws			...	1

SECONDARY SCHOOLS AND CONTINUATION SCHOOLS.

TABLE I.

A.—ROUTINE MEDICAL INSPECTION.

Number of Code Group Inspections :—

Entrants	12
Intermediates	95
Leavers	188
<i>Total</i>							295

B.—OTHER INSPECTIONS.

Number of Special Inspections	21
Number of Re-Inspections	—
					21

TABLE II.

RETURN OF DEFECTS FOUND.

DEFECTS OR DISEASE.					ROUTINE INSPECTIONS.	
					No. for Treatment.	No. for Observation.
Eye Disease	8	5
Nose and Throat	1	10
Deformities	5	5
Other Defects	—	7
<i>Total</i>					14	27

MENTAL DEFICIENCY (NOTIFICATION OF CHILDREN) REGULATIONS, 1928.

FORM 307 M.

Statement of the number of children **notified during the year** ended 31st December, 1939, by the Local Education Authority to the Local Mental Deficiency Authority.

Total number of children notified 3

Analysis of the above Total:

1. (i)	Children incapable of receiving benefit or further benefit from instruction in a Special School:		
		Boys	Girls
	(a) Idiots	—	—
	(b) Imbeciles	1	—
	(c) Others	—	2
(ii)	Children unable to be instructed in a Special School without detriment to the interests of other children:		
	(a) Moral Defectives	—	—
	(b) Others	—	—
2.	Feeble-minded children notified on leaving a Special School on or before attaining the age of 16	—	—
3.	Feeble-minded children notified under Article 3, i.e., "Special circumstances" cases	—	—
4.	Children who in addition to being mentally defective were blind or deaf	—	—

9.—CARE OF THE MENTALLY DEFICIENT.

The year under review has been marked by steady progress under difficulties. The Occupation Centre has continued its work, and by its means numbers of children are trained together. The concentration of these children at the Occupation Centre provides a very economical and effective means of supervising them, and affording them instruction of social value.

It is certain that when such facilities for their care and training are provided there is much less likelihood of mental defectives evincing anti-social behaviour, and of their committing offences which bring them before the judicial authorities or under the supervision of probation officers.

The present Occupation Centre is too small and altogether unsuitable for the purpose. Sanitary arrangements are inadequate, and the accommodation for preparing meals insufficient.

The Committee had under consideration plans for a new Occupation Centre, but unfortunately the war has caused these intentions to be set aside for the time being.

A steadily increasing interest in the Centre is being taken by the parents of defective children, and in place of the former

antipathy there has grown up a practical sympathy and a distinct demand for the benefits which are obviously reaped by defective children and their parents.

The breaking down of prejudice and the conversion of parents of defectives to the opposite view-point, is very largely the work of Nurse Reynolds, the Mental Welfare Supervisor, and the teachers at the Centre, Miss Lloyd and Miss Kear.

An attendance of about 30 defectives of both sexes and all ages is obtained at the Occupation Centre, and if more accommodation could be obtained, an increased number of places could easily be filled.

Guardianship cases are visited and kept under supervision by the Mental Welfare Supervisor.

The subjoined table gives particulars of mental defectives in the different categories at 31st December, 1939:—

	Male	Female	Total
1. (a) In Institutions under Order ...	20	23	43
(b) On Licence from Institution ...	2	—	2
2. (a) Under Guardianship ...	2	7	9
(b) On Licence from Guardianship ...	—	—	—
3. Under Statutory Supervision ...	27	34	61
Of whom awaiting removal to an Institution ...	—	3	3
4. Mental Defectives in receipt of Poor Law Relief:—			
(a) In Institutions ...	9	16	25
(b) In receipt of Out-door Relief ...	3	7	10
5. Number of Mental Defectives not at present subject to be dealt with under the Mental Deficiency Acts, but for whom Local Authority may subsequently become liable ...	14	14	28
Of whom number under Voluntary Supervision ...	12	12	24
6. Number of above Cases on the Registers of Occupation Centre:—			
(a) Under Statutory Supervision ...	5	15	20
(b) Under Voluntary Supervision ...	2	1	3
(c) Under Guardianship ...	2	4	6
(d) On Licence from Guardianship ...	—	—	—
Number of cases granted Licence during the year:—			
(a) From Institutions ...	2	—	2
(b) From Guardianship ...	—	—	—
Number of cases on Licence returned to Institutions during the year ...	—	—	—
Cases notified by Local Education Authority:—			
(a) Sent to Institutions by Order ...	—	—	—
(b) Placed under Statutory Supervision ...	1	—	1

10. PUBLIC ASSISTANCE MEDICAL SERVICE.

New regulations governing the terms and conditions of service of District Medical Officers were drawn up during the year and became operative on 1st April, 1939. After that date drugs, medicines and appliances required by persons applying for or requiring Medical Assistance have been supplied by chemists, and not as formerly by the District Medical Officers themselves.

11. WELFARE OF THE BLIND.

The following Report is supplied by Mr. J. Chamberlain, the Secretary to the Wolverhampton, Dudley and District Institution for the Blind.

1st January to 31st December, 1939.

The responsibility for the Welfare of the Blind under the Blind Persons Acts, 1920 and 1938, is delegated by the Town Council to the Wolverhampton, Dudley and District Institution for the Blind. Under the Local Government Act, 1929, the arrangement with the Institution includes.

1. Registration of all blind persons.
2. Industrial training of adult blind.
3. Employment of Dudley blind workers in the Institution Workshops at Wolverhampton.
4. Inclusion of Dudley blind Home Workers in the Institution Home Workers' Scheme.
5. Home teaching and visiting of the Unemployable Blind in their own homes.
6. Administration of the Council's scheme of assistance to unemployable blind persons in the Borough on the basis of the regulations introduced in October, 1939. The new scheme includes the provisions of the Blind Persons Act, 1938.

Registration.

	Males	Females	Total
Children at School	2	2	4
Home Workers	1	1	2
Workshop employees	3	2	5
Institution Pianoforte Tuner	1	—	1
Employed Elsewhere	3	2	5
Mental and other cases in Institutions	3	2	5
Unemployables	40	43	83
	—	—	—
	53	52	105
	—	—	—

Employment.

There are five Dudley blind persons employed at the Institution. The earnings of these workers are based on Trades' Union or other recognised rates, and as a compensation for the handicap of blindness each employee receives a weekly augmentation (and if married a dependent's allowance) in addition. This augmentation is based on a scale of 22s. 6d. per week for men and 20s. per week for women.

The occupations carried on at the Workshops are:—

Brush making;
Mat making;
Machine knitting;
Chair seating;
Fancy basket making;
Gardening.

Dudley blind workshop employees are employed as follows: Basket makers, 3; Mat maker, 1; Gardener, 1. Another blind man is on the staff of the Institution as a Pianoforte Tuner.

Home Workers.

There are two blind persons resident in Dudley included in the Institution Home Workers' Scheme. These workers also receive a weekly augmentation on a basis of 17s. 6d. per week, and if married a dependent's allowance.

Home Teaching and Visiting.

Nearly 2,000 visits have been made by the Institution Home Teacher to unemployable blind persons in their homes. Through the medium of this service the individual needs of all blind persons are brought to the notice of the Institution.

All capable of being taught are given instruction in Braille and Moon reading and writing, and also in simple home occupations.

Reference was made in the Report for last year to the opening of a new afternoon Social Centre at the People's Mission Room, in addition to the evening Social Centre at King Street Congregational Church Room. These socials were exceedingly popular and well attended, but upon the outbreak of war it was decided in the interests of the elderly blind guests to close both temporarily. Satisfactory arrangements have since been made for the reopening of the afternoon social. The Christmas Social was held as usual, as also was the annual outing, which this year took place at Leamington Spa.

Augmentation of Income.

The income of unemployable blind persons is augmented on a basis of £1 per week. Under this scheme, which includes the benefits arising from the passing of the Blind Persons Act, 1938, 59 blind persons receive weekly grants. The scheme is administered by the Institution on behalf of the Town Council.

The Institution Committee gratefully acknowledge the help and co-operation extended by the Town Council in the improved financial conditions for the blind, in the purchase of goods made by the blind workers, and in the work for the blind of Dudley generally.

12. VENEREAL DISEASES.

The following is a report by Dr. G. D. Wight, Venereal Diseases Medical Officer, on the work carried out in the Venereal Diseases Clinic during 1939.

The number of new patients was 183, this being 20 less than in 1938.

The areas from which the patients were drawn and the diagnoses are shown in Table I.

TABLE I.

	Dudley.	Worcs.	Staffs.	West Brom.	Total for 1939	Total for 1938
Syphilis ...	11	0	5	1	17	26
Chancroid ...	—	—	1	—	1	—
Gonorrhœa ...	26	4	30	2	62	78
Non-Venereal Conditions ...	52	12	35	4	103	99
TOTAL ...	89	16	71	7	183	203

In addition to these new patients, 135 others who, on January 1st, 1939, had not completed their treatment, continued to attend. Six patients who had been removed from the register in the previous year again reported for treatment and observation of the same infection and 7 patients were transferred from other centres. During the year, therefore, 331 patients were under active treatment, a decrease of 92 on the previous year.

The total attendances made by male patients were 3,715 and by female patients 1,460, a total of 5,175. In 1938 there were 8,314 attendances.

The numbers of male and female new cases of gonorrhœa were 52 and 10 respectively. The vast majority of the infecting females live outside the Borough and cannot be brought under treatment. A large number of non-venereal cases are met with and are mostly persons who have run the risk of contracting venereal disease and report with suspicious symptoms. Nearly all these require some form of treatment but cannot strictly be included under the term venereal disease.

The serological work was carried out as in previous years by Dr. Menton at the County Bacteriological Laboratory, Stafford.

During 1939 he carried out tests on 625 blood sera and on 3 cerebro-spinal fluids.

301 bacteriological examinations for the diagnosis of gonorrhoea and 8 for the diagnosis of syphilis were made at the Clinic.

The number of injections given for the treatment of syphilis was 1,902 as compared with 2,107 in 1938. The drugs used were the same as in former years.

167 patients were discharged after completion of treatment and final tests of cure. 30 defaulted before completion of treatment, and 13 after completion of treatment but before final tests of cure. 20 cases were transferred to other centres.

Of the defaulters, 9 were cases of congenital syphilis, and 2 were cases of early syphilis, both of whom were in an infectious condition. The remainder were cases of gonorrhoea.

Continued close co-operation is maintained between this centre and the Child Welfare and Pre-natal Clinics.

In conclusion I have to thank the Nursing Staff and the Senior Orderly for loyal co-operation and assistance.

SECTION C.

**S A N I T A R Y
CIRCUMSTANCES**

*To the Chairman and Members of the Health Committee of the
County Borough of Dudley.*

Mr. Chairman, Councillor Mrs. Taylor and Gentlemen,

The main point calling for emphasis during the year 1939 is that of the increasing demand on the Department of duties in Civil Defence, and the effect of these increased duties on the normal routine of Sanitary Administration.

The report is set out as in previous years but the matter given is limited to that necessary for record purposes. Comments under the various headings are eliminated so that the report is actually only a statistical record of the year's work. Where reduction in figures by comparison with preceding years appears, it will be understood that this is the direct effect of the use of the staff to such a considerable extent in Civil Defence Duties.

It would not be right, even for the sake of brevity, to exclude from these observations my indebtedness to the Sanitary Department Staff for the continued loyalty and co-operation in spite of the heavy demands made on them. Nor would it be right to exclude from permanent record in this year's Report a reference to the retirement of Dr. P. S. Blaker as Medical Officer of Health. Quite apart from the magnificent personal service which Dr. Blaker gave to Dudley, his friendliness with all members of his staff, and in particular his willing co-operation with myself, obtained for him the affection and loyalty of every single member of the Sanitary Department. The result was very much to the permanent benefit of the Public Health Services of the Borough, a fact which I know gives richly deserved satisfaction to Dr. Blaker in his retirement.

I am,

Yours obediently,

S. SKITT,

Chief Sanitary Inspector and
Cleansing Superintendent.

GENERAL.

SANITARY ACCOMMODATION.

Statement of Sanitary Accommodation on the 31st December, 1939.

No. of houses and other premises (estimated) ...	16,540
No. of houses and other premises served by W.C.'s draining into public sewers	16,425
No. of houses and other premises served by ashbins	16,518
No. of privies in the Borough	27
No. of cesspools in the Borough	47
No. of pail closets in the Borough	66

Particulars of Conversions from Conservancy System. (During the year).

Pails converted to W.C.'s	nil.
Privies converted to W.C.'s	nil.
Privies abolished by demolition of dwelling houses ...	3
Privies converted to pails	nil.
Additional pails provided to other than dwelling- houses	nil.
W.C.'s and cesspool drainage connected to public sewers	nil.
No. of dry ashpits abolished	1
New ashbins provided (replacements and additional)	82

SANITARY INSPECTION OF THE AREA.

Record of Inspections and Results.

Inspections made with respect to :	No. of inspections	Nuisances or defects reported	Re-visits made re abatement	Nuisances or defects remedied
Houses under P.H.A. ...	415	1010	1196	1168
Drainage work only ...	78	71	151	35
Closets ...	105	190	371	170
Ashplaces ...	79	71	174	82
Yards, Courts, etc. ...	29	23	47	8
Overcrowding ...	91	—	2	—
Miscellaneous ...	3922	—	19	—

Other Visits.

With respect to Public Cleansing Services ...	54
With respect to Infectious Disease ...	157
Interviews with Owners and Traders (District Inspectors only) ...	1029

Notices served.—All purposes.

	<i>Informal.</i>	<i>Statutory.</i>	<i>Total.</i>
Notices served ...	397	90	487
Notices complied with ...	348	53	401
Choked Drains cleansed by Department's Drain Cleanser	—	—	137
Choked Water closets cleansed by Department's Drain Cleanser ...	—	—	34

WATER.

The standard of the water supplies of the Borough as revealed by Analysis, continues to be maintained at a high level. Two samples were taken.

Two samples of Swimming Bath water were taken for Bacteriological Examination and were reported as satisfactory.

OFFENSIVE TRADES.

Number of Fish Fryers' Licences for renewal in December, 1939	21
Number complying with Byelaws and approved for renewal	20
Number where specification was issued for works to be carried out before renewal	1
Number actually renewed	20
Number of applicants for the establishment of the business of a Fish Fryer during the year	3
(a) Approved unconditionally	—
(b) Number approved subject to carrying out of specification of requirements	3
(c) Number disapproved	—
Number of specifications issued during the year in addition to the above-mentioned	2

OUTWORKERS.

During the year 25 lists of Outworkers have been received from employers containing 101 names and addresses, 65 of which were outside the Borough. These were forwarded to the respective Councils in whose Districts the Outworkers resided.

I also received 11 lists containing 20 names and addresses from other Authorities, making a total of 121 Outworkers dealt with.

LEGISLATION IN FORCE IN THE BOROUGH.

The following Bye-laws affecting the Health Services were in operation during the year, viz :—

Houses-let-in-Lodgings	5/9/30
Common Lodging Houses	22/5/30
Slaughter Houses	23/6/30
Nuisances	12/5/30
Mortuaries, Borough Cemetery and Markets	12/5/30
Buildings	24/8/39
Offensive Trades	11/5/28

The Dudley Corporation Act, 1928, also contains many provisions covering matters affecting the Public Health Services.

RATS AND MICE DESTRUCTION ACT, 1919.

Premises having received attention from the Rat Catcher.	No. of visits and re-visits made.	No. of baits laid.	No. of baits taken.	No. of rats actually caught.	No. of Premises where attention has been terminated after satisfactory service.
78	575	19195	14350	53	43

COURT PROCEEDINGS—Court Proceedings were taken during the year as follows :—

Acts, Byelaws or Regulations under which proceedings were instituted.	Default or Offence.	Result.	Fine. £ s. d.	Costs. £ s. d.
Public Health Act, 1936. Sections 91 to 100.	Failure to abate nuisances arising from general defects of property.	Withdrawn—work proceeding.		3 6
Public Health Act, 1936. Sections 91 to 100.	Failure to abate nuisances arising from general defects of property.	Withdrawn.		3 6
Public Health Act, 1936. Sections 91 to 100.	Failure to abate nuisances arising from general defects of property.	Order for completion within 14 days.		8 6
Public Health Act, 1936. Sections 91 to 100.	Failure to abate nuisances arising from general defects of property.	Order for completion within 14 days.		8 6
Public Health Act, 1936. Sections 91 to 100.	Failure to abate nuisances arising from general defects of property.	Withdrawn.		3 6
Public Health Act, 1936. Sections 91 to 100.	Failure to abate nuisances arising from general defects of property.	Order for completion within 14 days.		8 6

COURT PROCEEDINGS—(Continued).

Acts, Byelaws or Regulations under which proceedings were instituted.	Default or Offence.	Result.	Fine. £ s. d.	Costs. £ s. d.
Public Health Act, 1936. Sections 91 to 100.	Failure to abate nuisances arising from general defects of property.	Withdrawn.		3 6
Public Health Act, 1936. Sections 91 to 100.	Failure to abate nuisances arising from general defects of property.	Order for completion within 14 days.		8 6
Public Health Act, 1936. Sections 91 to 100.	Failure to abate nuisances arising from general defects of property.	Withdrawn.		3 6
Food and Drugs (Adulteration) Act, 1928.	Selling milk to the prejudice of the purchaser.	Convicted and fined.	1 0 0	
Food and Drugs (Adulteration) Act, 1928.	Selling milk to the prejudice of the purchaser.	Convicted and fined	2 0 0	1 0 0
Slaughter of Animals Act, 1933 Section 3	Slaughtering Animals without a licence	Convicted and fined	5 0 0	12 6

DISINFESTATION.

Fumigation and Removal Service.

(1) Number of Council Houses found to be infested ...	20
(2) Number of Council Houses disinfested	52
(3) Number of Other Houses found to be infested ...	12
(4) Number of Other Houses disinfested	12
(5) Number of families rehoused in Council Houses whose furniture has been fumigated (not included in 1 to 4 above)	340
(6) Number of families removed whose furniture was not fumigated	2
(7) Total number of families removed (including those in Nos. 5 and 6 above)	342
(8) Number of cases fumigated and removed for other Local Authorities	14

Costs.

The cost per family under the existing system, which commenced in January, 1938, excluding replacement of bedding, is £1. 19s. 8d.

The cost per family under the previous system, excluding replacement of bedding, was £2. 9s. 6½d.

Eradication of Bed Bugs.

The information required by the Ministry of Health under this heading is as follows, viz.:—

	(i) Found to be Infested	(ii) Disinfested
1. (a) Council Houses ...	20	52
(b) Other Houses ...	12	12

2. Methods employed for freeing infested houses from bed bugs:—

Council Houses—by HCN Fumigation and Insecticides.

Other Houses—by Insecticides.

3. Methods employed for ensuring that the belongings of tenants are free from vermin before removal to Council Houses:—

Fumigation of furniture is by HCN Liquid. HCN is vaporised and injected into specially made vans to secure a gas tight chamber. This is capable of easy and quick ventilation by the expulsion of air under pressure at the termination of fumigation. Bedding and clothing is submitted to steam disinfection.

4. Work of disinfection is carried out by the Local Authority.
5. Council Houses—The Welfare Officer re-visits all houses disinfested and advises the tenants as to the prevention of re-infestation.

Private Houses—Advice is given by the District Sanitary Inspectors on the same lines.

INFECTIOUS DISEASES DISINFECTION AND PREVENTION.

The usual procedure was carried out during the year in cases of Infectious Disease by investigation, isolation and disinfection. In total, 157 cases were investigated and necessary action taken.

FACTORY AND WORKSHOP ACT, 1901, AND THE FACTORY ACT, 1937.

1.—INSPECTIONS FOR PURPOSES OF PROVISIONS AS TO HEALTH.

Including Inspections made by Sanitary Inspectors.

PREMISES.	Number of		
	Inspections	Written Notices	Occupiers Prosecuted
Factories with mechanical power	58	39	—
Factories without mechanical power	8	4	—
Other Premises under the Act	8	5	—
<i>Total</i>	74	48	—

2.—DEFECTS FOUND.

PARTICULARS.	Number of Defects			No. of Prosecutions
	Found	Remedied	Referred to H.M. Insp'tor	
Want of Cleanliness (S. 1)	7	7	—	—
Overcrowding (S. 2)	—	—	—	—
Unreasonable temperature (S. 3)	—	—	—	—
Inadequate Ventilation (S. 4).....	—	—	—	—
Ineffective Drainage of Floors (S. 6).....	—	—	—	—
Sanitary Conveniences { insufficient	12	13	—	—
(S. 7) { unsuitable or defective	193	280	—	—
{ not separate for sexes... ..	13	16	—	—
Other offences	—	—	—	—
(Not including offences relating to Home Work and offences under the Sections mentioned in the Schedule to the Ministry of Health (Factories and Workshops Transfer of Powers) Order, 1921, and re-enacted in the Third Schedule to the Factories Act, 1937).	—	—	—	—
<i>Total</i>	225	316	—	—

HOUSES-LET-IN-LODGINGS AND COMMON LODGING HOUSES.

Action commenced under the Public Health Act, 1936, in connection with two common Lodging Houses in the Town, is being continued. The application of the occupiers to be licensed as keepers was refused and prosecutions are now pending.

SLAUGHTERHOUSES.

All premises have been examined in accordance with the Food and Drugs Act, 1938, and Specifications served, but in view of the existing emergency it was resolved by the Council that such requirements should not be enforced during the period of the licences granted.

LICENSED PREMISES.

This year has seen a continuation of the improvement in the conditions at licensed premises. In the erection of new premises and reconstruction of others, there has been close co-operation between the Clerk to the Licensing Justices, the Borough Engineer and myself, to ensure that plans provide for adequate and conveniently accessible conveniences from all parts of the premises, that the sexes are suitably provided for and that the Licensee's provision and general living accommodation is satisfactory.

In addition, 48 visits have been made to older premises. In 9 premises instances of insanitary and/or insufficient accommodation have been remedied by the provision of impervious surfaces and automatic flushing facilities to 3 urinals, and 3 additional W.C.'s and 1 new urinal have been installed.

Particular attention has been given to ensure that sanitary accommodation is separate for the sexes, and that additional and separate accommodation is available for the Licensee.

SHOPS ACT, 1934.

The provisions of the above Act in respect of sanitary and washing accommodation, facilities for meals, ventilation and lighting are administered by the Health Committee, and considerable progress has been made during the year in the inspection and recording of shops affected by the Act.

Fifteen shops have been inspected and recorded, of which number the provisions of the Act were not applicable to 8, no assistants being employed. Of the remaining 7 premises, 5 were found to be below the standard required and notices were served in all cases asking that the necessary work be carried out. 7 notices were complied with during the year.

By co-operation with the Borough Engineer's Department plans for new shop premises are always considered carefully, to secure the requirements of the Shops Act.

REGISTERED TRADES AND PREMISES.

Progress towards a completed position in regard to these has been maintained and is recorded in tabular form below:—

	1932	1939
Trades and Premises in order and Registered ...	157	597
Trades and Premises accepted as recorded in Registers but not approved as in order since 1929 approx.	291	389
Trades and Premises that have been struck off Registers through discontinuance, removal, etc.	92	211
Trades and Premises concerning which consideration had been deferred	3	—

RAG FLOCK ACT.

One sample of Rag Flock was taken and the Analyst reported that it was satisfactory as to cleanliness.

PHARMACY AND POISONS ACT.

One application was received during the year to be entered on the poisons list. The applicant's premises were visited and the application recommended.

MERCHANDISE MARKS ACT.

AGRICULTURAL PRODUCE GRADING & MARKING ACT.

FERTILISERS AND FEEDING STUFFS ACT.

Attention to the requirements of the above has continued as a matter of routine during the year.

There have been no prosecutions, but it was found necessary to give a warning by letter in one case.

No samples were taken under the Fertilisers and Feeding Stuffs Act.

SECTION D.

PUBLIC CLEANSING.

REPORT
OF THE
CHIEF SANITARY INSPECTOR

PUBLIC CLEANSING.

The following statistics show details of all Cleansing Services both as to work done and costs.

HOUSE REFUSE COLLECTION.

Financial Year Ending—	1939.	1938.	1929 *
No. of houses and other premises to which collection service was given ...	15,264	15,258	12,500
Average No. of ashbins cleansed per week ...	15,619	15,510	8,546
Average No. of privy middens cleansed per week ...	7	7.5	No data
Average No. of pail closets cleansed per week ...	90	139	No data
Average No. of cesspools cleansed per week ...	10	10	No data
No. of ashpits emptied throughout the year ...	—	2	11,204
Total refuse collected in tons (estimated) excluding night soil	22,282	22,782	20,733

COSTS.

A. GENERAL.

Financial Year Ending :—	1939.	1938.	1929 *
Total net Cost of Collection and Disposal	£8,915	£8,286	£10,329
Capital Cost defrayed out of Revenue with Loan Charges	£455	£111	Nil.
Expenditure for all purposes	£9,371	£8,397	£10,329
Income from Trade Refuse and Miscellaneous Sales and Royalties ...	£103	£106	£13
Net expenditure for all purposes	£9,268	£8,291	£10,316
Rateable Value	£269,047	£258,619	£213,618
Product of Penny Rate	£1099	£1,041	£812
Total Rates in £	16/-d.	16/-d.	15/3d.
Net Cost—equivalent Rate in the £ ...	8.433d.	7.305d.	11.6d.
Percentage of above total rates in the £ ...	4.392%	3.689%	6.34%
Total net cost per premises cleansed	12/1½d.	10/9d.	16/6d.
Weight (in cwts) per 1,000 population per day (365 days)	19.82	20.42	19.3

B. COLLECTION.

Financial Year Ending :—	1939.	1938.	1929*
Total cost (including loan charges and exclusive of Income)	£7,110	£6,601	£9,106
Total cost per ton	5/7d.	5/9½d.	8/9d.
Total cost per premises cleansed	9/4d.	8/8d.	14/7d.
C. DISPOSAL.			
Total cost (including loan charges and exclusive of Income)	£2,230	£1,796	£1,223
Total cost per ton in the Control of Tips	2/-d.	1/7d.	No data

* This year is given for comparative purposes, both in collection and cost records because it is the last year prior to the re-organisation of the Service.

D. VEHICLE COSTS.

Financial Year Ending :—	1939	1938
<u>S.D. Freighters engaged in the collection of ashbin trade refuse and Cesspool Emptying</u>	Five Freighters	Five Freighters
No. of miles covered	22,305	22,951
No. of tons collected	22,757	22,158
Average cost per ton	1/2d.	3/6d.
Average cost per mile travelled	1/3d.	3/5d.
<u>Two Morris Commercial Vehicles engaged in various duties</u>		
No. of miles covered	25,238	21,271
No. of tons collected	2,687	2,245
Average cost per mile travelled	5d.	1/-.

E. COSTING—REFUSE COLLECTION AND DISPOSAL.


The following figures, taken from the Corporation Account Books and prepared by the Borough Treasurer, are of interest for comparative purposes :—

Year Ending.	Contract or Direct Labour.	Total Collection and Disposal Cost.			Premises Cleansed.	Cost per annum per house Cleansed.
		Net Collection and Disposal Cost.	Capital Charges.	Total Cost.		
		£	£	£		s. d.
31 3 29	C.	10,329	Nil.	10,329	12,499	16 6
31 3 31	D. L.	6,333	1,682	8,015	13,700	11 9
31 3 32	D. L.	5,955	269	6,224	14,000	8 6
31 3 33	D. L.	6,390	2,250	8,666	14,300	8 11
31 3 34	D. L.	6,446	Nil.	6,446	14,550	8 1
31 3 35	D. L.	6,438	393	6,831	14,600	9 4
31 3 36	D. L.	7,804	Nil.	7,804	14,730	10 7
31 3 37	D. L.	8,139	1,504	9,643	14,965	10 10
31 3 38	D. L.	8,180	111	8,291	15,258	10 9
31 3 39	D. L.	8,813	455	9,268	15,264	12 1

STREET CLEANSING.
COMPARATIVE COSTS.

	FINANCIAL YEAR ENDING :			
	31.3.39	31.3.38	31.3.37	3 13.34*
Revenue Account.				
Net Cost	£5,424	£4,525	£3,686	£5,112
Unit Costs.				
Net Cost per 10,000 sq. yds. Cleansed	13/3d.	11/2d.	10/3d.	—
Net Cost per 1,000 of population	£88	£74	£60	£94
Rate Poundage.				
Net Cost equivalent Rate in the £	4.93d.	3.98d.	3.64d.	6.5d.
Mileage of Streets Cleansed.				
At least once daily	8.07	8.07	5.50	5.1
Three times weekly	8.57	8.57	7.88	2.5
Twice weekly	15.67	15.67	6.6	6.5
Once weekly	39.86	37.44	47.5	47.9
Total Mileage Cleansed	72.17	69.75	67.48	62.0

*The Street Cleansing Service was transferred to the Health Committee in July, 1934.



SECTION E.

HOUSING

DEPARTMENT OF

HOUSING

REPORT OF CHIEF SANITARY INSPECTOR.

HOUSING.

OPERATION OF THE HOUSING ACTS, 1925—1936.

(a) **Slum Clearance Areas.**

Birmingham Street	...	163 houses	Demolished.
Newhall Street	...	7 houses	Do.
Phoenix Passage	...	45 houses	Do.
Stafford Street (Garden Walk)	...	34 houses	Do.
Dunn Street	...	181 houses	Do.
Pitfield Row	...	90 houses	Do.
Cross Street (Woodside) (4 areas)	...	70 houses	Do.
The Mambles (3 areas)	...	104 houses	1 house remaining.
Bull Ring (2 areas)	...	30 houses	Demolished.
Paradise	...	35 houses	Do.
Chapel Street	...	32 houses	Do.
Kate's Hill	...	313 houses	239 houses demolished. 74 remaining.
1st Netherton Areas	...	221 houses	115 demolished 106 remaining.
Cawney Hill	...	70 houses	8 Demolished. 62 remaining.
2nd Netherton Areas	...	82 houses	20 Demolished. 62 remaining.
St. John Street (Kate's Hill)	...	70 houses	26 Demolished 44 remaining.
3rd Netherton Areas	...	68 houses	2 Demolished. 66 remaining.
4th Netherton Areas	...	169 houses	Order confirmed.
5th Netherton Areas	...	80 houses	Inquiry held.
Low Town	...	62 houses	Inquiry held.
		<hr/> 1926 houses <hr/>	

(b) **Individually Unfit Houses (Repairs, Demolition and Closure Sections).**

Number Demolished	835
Number approved for Demolition	208
Number Closed under Undertakings not to re-let	41
Number Closed under Closing Orders	22
Number made fit	580
Total					1686

Summary:

Total number of Houses Demolished since 1930	...	2048
Total number of Houses Closed since 1930	...	63
Total number of Houses approved for Demolition but not completely Demolished at 31/12/39	...	772

(c) **Overcrowding.**

During the year, 35 fresh cases of overcrowding arising from new tenancies and increased families came to the knowledge of the Department.

The total number of Overcrowding cases abated during 1939 was 219, leaving 226 cases of overcrowding still remaining at 31st December, 1939.

The following table gives a summary of the overcrowding cases abated:—

Overcrowding cases in Corporation Houses.		Overcrowded Cases in houses dealt with under the demolition provisions of the Housing Act.		Overcrowded cases in houses not affected by Housing action and not being Corporation houses	
Rehoused by Council	Abated by finding own accommodation	Rehoused by Council	Abated by finding own accommodation	Rehoused by Council	Abated by finding own accommodation
30	17	38	14	62	58
47		52		120	

TABLE I.
HOUSING ACTS, 1930—36. OPERATION OF SECTIONS 17 & 9
(Repairs Section).

No. of Houses inspected and recorded—6.				Statutory Notices :			
Preliminary Notices :				Served			
Served	6		Served	3	
* Complied with	—		Complied with	1	
* Work commenced	52		Work commenced	24	

Analysis of Housing Accommodation and Type.

HOUSING ACCOMMODATION. No. in brackets indicates the number of houses in that class having scullery in addition			Back to Back	Blank back wall	Through vent or light	Through Houses	Court Prop- erties
1 B.R. & 1 L.R.	(—)	—	—	—	—	—	—
2 B.R. & 1 L.R.	(—)	—	—	—	—	—	—
3 B.R. & 1 L.R.	(—)	—	—	—	—	—	—
2 B.R. & 2 L.R.	(4)	—	—	—	—	4	—
3 B.R. & 2 L.R.	(2)	—	—	—	—	2	—
3 B.R. & 3 L.R.	(—)	—	—	—	—	—	—
Houses having more than above	(—)	—	—	—	—	—	—

Analysis of Conditions Found.

CLOSET ACCOMMODATION.	Separate	6
	Common to 2 houses	—
	Common to 3 houses	—
	Common to 4 or more houses	—
	Type : Water Closet	6
	Other Types	—
WATER SUPPLY.	Separate	6
	Common to 2 houses	—
	Common to 3 houses	—
	Common to 4 or more houses	—
	Well water	—
WASHHOUSE ACCOMMODATION.	Separate	6
	Common to 2 houses	—
	Common to 3 houses	—
	Common to 4 or more houses	—
FOODSTORE.	Satisfactory	3
	Common with coals	—
	Other unsatisfactory	3
YARDS.	Paved	3
	Unpaved	—
	Part paved	—
	Separate	3
	Common to 2—6 houses	—
	Common to 7—12 houses	—
	Common to over 12 houses	—
SINKS AND BRICK SILLS.	Scullery :	No. of sinks	6
		No. of brick sills	—
	Washhouse :	No. of sinks (sep.)	—
		" " " (com.)	—
		" " sills (sep.)	—
		" " " (com.)	—

*These figures have reference also to notices served in 1936, 1937, 1938, 1939.

TABLE 2.
HOUSING ACTS, 1930-36. OPERATION OF SECTIONS 19, 11,
20 and 12.

(Demolition and Closure Sections for Individual Houses).

No. of Houses inspected and recorded—72.	
No. of Closing Orders served	4
No. of Dem. Orders served	77
No. of houses demolished...	107
No. outstanding for demolition	208
No. of houses where Undertakings were accepted:	
A. To make fit	2
B. Not to re-use for human habitation...	—
No. actually made fit	1
No. of Houses Closed (Closing Orders and Undertakings)—5.	

Analysis of Housing Accommodation and Type.

HOUSING ACCOMMODATION. No. in brackets indicates number of houses in that class having scullery in addition.	Back to Back.	Blank back Wall.	Through vent or light.	Through Houses.	Court Propert- ies.
1 B.R. & 2 L.R. ... (—)	—	—	—	—	—
2 or 3 B.R. 1 L.R. & Shop (—)	—	—	—	1	—
1 B.R. & 1 L.R. ... (—)	—	4	1	2	2
2 B.R. & 1 L.R. ... (13)	12	3	2	18	5
3 B.R. & 1 L.R. ... (1)	1	—	—	1	—
2 B.R. & 2 L.R. ... (3)	1	3	—	21	2
3 B.R. & 2 L.R. ... (—)	—	—	—	—	—
3 B.R. 2 L.R. & Shop (—)	—	—	—	—	—
3 B.R. & 3 L.R. ... (—)	—	—	—	—	—
4 B.R. & 2 L.R. ... (—)	1	—	—	—	—
3 B.R. 3 L.R. & Shop (—)	—	—	—	1	—

Analysis of Conditions Found.

CLOSET ACCOMMODATION.	Separate	17
	Common to 2 houses	26
	" " 3 houses	2
	" " 4 or more houses	—
	Type: Water closet	42
WATER SUPPLY.	Other Types	3
	Separate	17
	Common to 2 houses	7
	" " 3 houses	5
	" " 4 or more houses	7
WASH-HOUSE ACCOMMODATION.	Well Water	—
	Separate	24
	Common to 2 houses	7
	" " 3 houses	5
	" " 4 or more houses	6
FOODSTORE.	No provision	—
	Satisfactory	—
	Common with coals	7
	Other unsatisfactory	54
	No provision	11
YARDS.	Paved	5
	Unpaved...	4
	Part Paved	22
	Separate	11
	Common to 2—6 houses	18
	" " 7—12 houses	1
SINKS AND BRICK SILLS.	" " over 12 houses	1
	Scullery:	No. of sinks	9
	" " "	sills	3
	Wash-house:	" " sinks (sep.)	9
	" " "	" (com.)	13
	" " "	sills (sep.)	5
	" " "	" (com.)	5
	No provision	—

TABLE 3.
HOUSING ACTS, 1930—36. OPERATION OF SECTIONS 1 & 25.
(Clearance Areas).

No. of houses inspected and recorded—62.

Analysis of Housing Accommodation and Type.

HOUSING ACCOMMODATION. No. in brackets indicates number of houses in that class having scullery in addition.	Back to Back.	Blank back wall.	Through vent or light.	Through houses.	Court Propert- ies.
1 B.R. & 2 L.R. ... (—)	—	—	—	—	—
1 B.R. & 1 L.R. (1)	1	9	3	—	—
2 B.R. & 1 L.R. ... (2)	8	19	60	3	2
2 or 3 B.R., 1 L.R. & shop (—)	—	—	—	—	—
3 B.R. & 1 L.R. ... (—)	—	—	—	—	—
2 B.R. & 3 L.R. ... (—)	—	—	—	—	—
2 B.R. & 2 L.R. ... (2)	—	5	2	4	—
3 B.R. & 2 L.R. ... (—)	—	—	—	14	—
2 or 3 B.R., 2 L.R. & shop (—)	—	—	—	—	—
3 B.R. & 3 L.R. ... (—)	—	—	—	—	—
4 B.R. & 1 L.R. ... (—)	1	—	—	—	—
4 B.R., 1 or 2 L.R. ... & shop ... (—)	—	—	—	—	—
Premises having more than above ... (—)	—	—	—	—	—

Analysis of conditions found.

CLOSET ACCOMMODATION.	No Provision	—
	Separate	11
	Common to 2 houses	24
	" " 3 "	1
	" " 4 or more houses	—
	Type : Water Closet	35
	Other Types	1
WATER SUPPLY.	No provision	—
	Separate	10
	Common to 2 houses	7
	" " 3 "	2
	" " 4 or more houses	6
	Well Water	—
WASH HOUSE ACCOMMODATION.	No provision	—
	Separate	11
	Common to 2 houses	12
	" " 3 "	6
	" " 4 or more houses	2
FOODSTORE.	No provision	3
	Satisfactory	1
	Common with Coals	9
	Other unsatisfactory	49
YARDS.	Paved	1
	Unpaved	1
	Part paved	14
	Separate	3
	Common 2—6 houses	11
	" 7—12 "	2
	" over 12 houses	—
SINKS AND BRICK SILLS.	Scullery :	No. of sinks	5
		" " sills	—
	Wash-house :	" " sinks (sep.)	4
		" " sinks (com.)	9
		" " sills (sep.)	1
		" " " (com).	6
	No provision	9

TABLE 4.

PARTICULARS OF RE-HOUSING OF FAMILIES FROM UNFIT HOUSES, OVERCROWDED HOUSES AND HOUSES OCCUPIED BY PERSONS SUFFERING FROM TUBERCULOSIS, ETC.

The figures are for houses allocated by the Health Committee under agreement with the Housing Committee commencing November, 1929, and ending 31st December, 1939.

Families Removed : 1929, 34 ; 1930, 350 ; 1931, 150 ; 1932, 155 ; 1933, 300 ; 1934, 85 ; 1935, 266 ; 1936, 435 ; 1937, 580 ; 1938, 844 ; 1939, 433 ; Total : 3632.

Conditions causing Removal.		Families Re-housed	
(1)	Caravans	17
(2)	Corporation— Having T.B. patient and being
	(Munition Hutments) overcrowded	3
	" being overcrowded	12
	" For other purposes	87
(3)	Overcrowding only	675
	" with T.B. in family	50
(4)	Specials	67
(5)	Street Widening	99
(6)	Unfit House only (individual Sections 11 & 12)	775
	" with T.B. in family	4
	" with Overcrowding	184
(7)	Tuberculosis only	60
(8)	Birmingham Street Slum Clearance Area	159
(9)	New Hall Street Slum Clearance Area	17
(10)	Phoenix Passage Slum Clearance Area	49
(11)	Stafford Street (Garden Walk) Slum Clearance Area	35
(12)	Dunn Street Slum Clearance Area	182
(13)	Pitfield Row Slum Clearance Area	82
(14)	Woodside Slum Clearance Areas	50
(15)	The Mambles Slum Clearance Areas	100
(16)	Bull Ring Slum Clearance Areas	33
(17)	Paradise Slum Clearance Area	33
(18)	Chapel Street (Dudley) Slum Clearance Area	33
(19)	Kates Hill Slum Clearance Area	316
(20)	1st Netherton Slum Clearance Areas	210
(21)	2nd Netherton Slum Clearance Areas	68
(22)	3rd Netherton Slum Clearance Areas	66
(23)	Cawney Hill Slum Clearance Area	63
(24)	St. John Street (Kates Hill) Slum Clearance Area	62
(25)	4th Netherton Slum Clearance Areas	41
Total number of Families removed from Houses in Clearance Areas	1599
Number of Families removed from Houses in Clearance Areas during 1939	251

Nine families having a tubercular patient were rehoused during the year. One tuberculosis family was in receipt of financial assistance at the end of the year amounting to 3/9d. weekly.

The total number of families rehoused, having a tubercular member up to 31st December 1939, was 115.

The number of families in receipt of financial assistance under the 1930—1936 Acts on the 31st December, 1939, was 1170, and the average amount of assistance given, *i.e.*, deducted from net rent, was 2/- per week per family.

HOUSING.

Summary as required by the Ministry of Health.

1.—Inspection of dwelling-houses during the Year :—

(1)	(a)	Total number of dwelling houses inspected for housing defects (under Public Health or Housing Acts)	555
	(b)	Number of inspections made for the purpose	767
(2)	(a)	Number of dwelling-houses (included under sub-head (1) above) which were inspected and recorded under the Housing Consolidated Regulations 1925 and 1932	140
	(b)	Number of inspections made for the purpose	164
(3)		Number of dwelling-houses found to be in a state so dangerous or injurious to health as to be unfit for human habitation	140
(4)		Number of dwelling-houses (exclusive of those referred to under the preceding sub-head) found not to be in all respects reasonably fit for human habitation	415

2.—Remedy of Defects during the Year without Service of Formal Notices :—

Number of defective dwelling-houses rendered fit in consequence of informal action by the Local Authority or their officers	138
--	-----

3.—Action under Statutory Powers during the Year :—

A.—Proceedings under sections 9, 10 and 16 of the Housing Act, 1936 :—

(1) Number of dwelling-houses in respect of which notices were served requiring repairs	3
--	---

(2) Number of dwelling-houses which were rendered fit after service of formal notices :—

- | | | | | | |
|---|-----|-----|-----|-----|------|
| (a) By Owners | ... | ... | ... | ... | 1 |
| (b) By Local Authority in default of Owners | ... | ... | ... | ... | Nil. |

B.—Proceedings under Public Health Acts :—

- | | | | | | |
|--|-----|-----|-----|-----|------|
| (1) Number of dwelling-houses in respect of which notices were served requiring defects to be remedied | ... | ... | ... | ... | 49 |
| (2) Number of dwelling-houses in which defects were remedied after service of formal notices :— | | | | | |
| (a) By owners | ... | ... | ... | ... | 32 |
| (b) By Local Authority in default of Owners | ... | ... | ... | ... | Nil. |

C.—Proceedings under Sections 11 and 13 of the Housing Act, 1936 :—

- | | | | | | |
|---|-----|-----|-----|-----|-----|
| (1) Number of dwelling-houses in respect of which Demolition Orders were made | ... | ... | ... | ... | 77 |
| (2) Number of dwelling-houses demolished in pursuance of Demolition Orders | ... | ... | ... | ... | 107 |

D.—Proceedings under Section 12 of the Housing Act, 1936 :—

- | | | | | | |
|--|-----|-----|-----|-----|-----|
| (1) Number of separate tenements or underground rooms in respect of which Closing Orders were made | ... | ... | ... | ... | 4 |
| (2) Number of separate tenements or underground rooms in respect of which Closing Orders were determined the tenement or room having been rendered fit | ... | ... | ... | ... | Nil |

4.—Housing Act, 1936—Part IV.—Overcrowding :—

- | | | | | | |
|--|-----|-----|-----|-----|------|
| (a) (i) Number of dwellings overcrowded at the end of the year | ... | ... | ... | ... | 226 |
| (ii) Number of families dwelling therein | ... | ... | ... | ... | 255 |
| (iii) Number of persons dwelling therein | ... | ... | ... | ... | 1619 |
| (b) Number of new cases of overcrowding reported during the year | ... | ... | ... | ... | 35 |
| (c) (i) Number of cases of overcrowding relieved during the year | ... | ... | ... | ... | 219 |
| (ii) Number of persons concerned in such cases | ... | ... | ... | ... | 1266 |

The following is a summary of the progressive achievement under the Housing Acts, 1930-36, up to December 31st, 1939:

Part I. of the Act. Clearance Areas.

No. of unfit dwelling houses demolished	1182
No. of other houses demolished	31
No. of persons displaced from demolished houses	5199

Part II. of the Act. Individually Unfit Houses.

No. of houses demolished	777
No. of persons displaced from above	3224
No. of Voluntary Demolitions	58
No. of persons displaced from above	167
No. of dwelling-houses closed under undertakings			41
No. of persons displaced from above	184
No. of parts of buildings closed (Closing Orders)	22
No. of persons displaced from above	103
No. of dwelling-houses made fit—formal action	170
No. of dwelling-houses made fit—informal action	410

Street Widening.

Nine houses were demolished during the year for street widening.

Number of New Houses erected in the Borough.

The following Tables furnished by the Borough Engineer show the number of houses erected in the Borough, under the 1919 and 1923 to 1936 Acts, since the War.

Livingroom, Scullery and 3 Bedrooms.

RED HILL ...	156
BLOWERS GREEN ...	60
NORTHFIELD ROAD ...	60
BURNT TREE ...	24
WOODSIDE ...	250
BUNNS LANE ...	60
WHITE NOBS ...	32
CRADLEY ROAD ...	216
BREWERY FIELDS ...	16
TANFIELD ROAD ...	22
BELPER ROW ...	20
WATSONS GREEN ...	116
BOWLING GREEN..	185
PRIORY ESTATE ...	1475
WOLVERTON ROAD ...	114
ROSLAND ...	114
COLE STREET ...	28
BAPTIST END ...	14
SALTWELLS ROAD ...	28
TOTAL ...	2990

Parlour, Livingroom, Scullery and 4 Bedrooms.

RED HILL ...	8
NORTHFIELD ROAD ...	6
PRIORY ESTATE ...	82
ROSLAND ...	2
COLE STREET ...	8
BAPTIST END ...	2
SALTWELLS ROAD ...	4
BOWLING GREEN ...	18
TOTAL ...	130

Livingroom, Scullery and 1 Bedroom.

ROSLAND ...	6
BUNNS LANE ...	6
SALTWELLS ROAD ...	6
BAPTIST END ...	4
COLE STREET ...	4
BOWLING GREEN ...	6
TOTAL ...	32

Livingroom, Scullery and 2 Bedrooms.

ROSLAND ...	296
BOWLING GREEN... ..	150
PRIORY ESTATE ...	615
WOLVERTON ROAD ...	164
WOODSIDE ...	22
COLE STREET ...	94
BAPTIST END ...	47
SALTWELLS ROAD ...	74
TOTAL ...	1462

Livingroom, Scullery and 4 Bedrooms.

WOODSIDE ...	2
PRIORY ESTATE ...	94
ROSLAND ...	32
COLE STREET ...	8
BAPTIST END ...	2
SALTWELLS ROAD ...	4
TOTAL ...	148

Parlour, Livingroom, Scullery and 3 Bedrooms.

RED HILL ...	12
BLOWERS GREEN ...	44
NORTHFIELD ROAD ...	14
BURNT TREE ...	18
PRIORY ESTATE ...	78
TOTAL ...	166

Livingroom, Scullery and 6 Bedrooms.

PRIORY ESTATE ...	39
COLE STREET ...	2
ROSLAND ...	8
BAPTIST END ...	1
BOWLING GREEN ...	2
TOTAL ...	52

SUMMARY.

SITE.	Total No. of houses erected to date.
RED HILL ...	176
BLOWERS GREEN	104
NORTHFIELD ROAD	80
BURNT TREE ...	42
WOODSIDE ...	274
BUNNS LANE ...	66
WHITE NOBS ...	32
CRADLEY ROAD ...	216
BREWERY FIELDS	16
TANFIELD ROAD ...	22
BELPER ROW ...	20
WATSONS GREEN	116
BOWLING GREEN...	367
PRIORY ESTATE ...	2383
WOLVERTON ROAD	278
ROSLAND ...	458
SALTWELLS ROAD	116
BAPTIST END ...	70
COLE STREET ...	144
GRAND TOTAL...	4980

HOUSES ERECTED BY
PRIVATE ENTERPRISE.

Year.	Subsidised	Not Subsidised.
1919/23	—	37
1924	71	17
1925	20	12
1926	32	15
1927	44	22
1928	18	9
1929	24	21
1930	—	35
1931	—	62
1932	—	113
1933	—	298
1934	—	322
1935	—	310
1936	—	379
1937	—	232
1938	—	260
1939	—	140
Total	209	2284
Grand Total—2493.		

Number of new houses erected during the year 1939.

(a) Total including numbers given separately under (b) and (c)				
(1)	By the Local Authority	328
(2)	By other Local Authorities	—
(3)	By other bodies and persons	140
(b) With State Assistance under the Housing Acts :—				
(1)	By the Local Authority			
(a)	For the purpose of Part II. of the Act of 1925	—
(b)	For the purpose of Part III. of the Act of 1925 (allocated to the 1924 Act)	—
(c)	For other purposes (allocated to 1930 Act).	328
(2)	By other bodies or persons	—
(c) Without State Assistance under the Housing Acts :—				
	By the Local Authority for purposes of Part III. of the Act of 1925	—

Inhabited houses—1931 Census 13,385

New houses erected since 1st January, 1932 :—

By private enterprise	2054
By Corporation	3004
				—
				5,058
				—
				18,443
				—

No. of houses known to be demolished and vacated since
1st January, 1932 2,206

Estimated No. of houses in Borough at 31st
December, 1939 16,237

SECTION F.

**INSPECTION AND
SUPERVISION OF FOOD**

REPORT OF CHIEF SANITARY INSPECTOR.
REGISTRATIONS UNDER THE MILK AND DAIRIES ACTS
AND MILK (SPECIAL DESIGNATIONS) ORDER, 1936.

Under the Milk and Dairies (Amendment) Act, 1922 and Milk and Dairies Order, 1926.

A.—Retailers :—

	Total.
Loose Milk	102
Bottled " only	275

B.—Producers, Dairy men or

Wholesalers	27
--------------------	----

Under the Milk (Special Designations) Order, 1936.

	Accredited	Tuberculin Tested	Past
1. No. and type of new Licences	—	1	—
2. Total number and type licensed (all retailers)	9	6	5

DAIRIES AND COWSHEDS.

The number of registered Cowkeepers, Wholesale Purveyors of Milk, and Retailers, is as follows :—

*Cowkeepers	9
Wholesalers	11
Retailers	377

*All Cowkeepers are included as Retailers.

BACTERIOLOGICAL EXAMINATION OF MILK.

Bacteriological Content A.															Tuberculosis Content B.		
Samples.	No. taken for		Bacteriological Count per c.c.					Methylene Blue Test		Coliform organisms present in					Phosphatase Test	Neg.	Pos.
	Bact. Count A.	T.B. Count B.	Under 30,000	Under 200,000	Under 500,000	Over 500,000	satisfactory	unsatisfactory	1 c.c.	10th	100th	1000th	Absent in 1 c.c.				
	1	2	3	4	5	6	7	8	9	10	11	12	13	14	15	16	
Loose Milk ...	27	6	—	—	—	—	10	17	—	5	7	9	6	—	6	—	
Bottled Milk ...	3	—	—	—	—	—	3	—	—	—	1	—	2	—	—	—	
Designated Milks :— Accredited (Grade "A")	—	—	—	—	—	—	—	—	—	—	—	—	—	—	—	—	
Tuberculin Tested (Grade "A.T.T.") ...	—	—	—	—	—	—	—	—	—	—	—	—	—	—	—	—	
T.T. Pasteurised ...	—	—	—	—	—	—	—	—	—	—	—	—	—	—	—	—	
Pasteurised ...	—	—	—	—	—	—	—	—	—	—	—	—	—	—	—	—	
Totals ...	30	6	—	—	—	—	13	17	—	5	8	9	8	—	6	—	

FOOD AND DRUGS (ADULTERATION) ACT, 1928.

Total number of samples taken ... 74.

Milk	43	Arrowroot Powder	...	1
Rice	1	Balsam of Aniseed	...	1
Sild	1	Liquid Paraffin	...	1
Cornflour	1	Fish Paste	...	1
Lemon Cheese	1	Butter	...	1
Ground Almonds	2	Lemonade Crystals	...	1
Mustard	1	Gravy Browning	...	1
Egg Powder	2	Horse Radish Cream	...	1
Bun Flour	1	Sausage	...	1
Demarara Sugar	1	Olive Oil	...	1
Baking Powder	2	Malt Vinegar	...	1
Pepper	1	Bicarbonate of Soda	...	1
Custard Powder	1	Coffee and Chicory	...	1
Thyme	1	Extract	...	1
Tinned Peas	2			

Fourteen Samples were adversely reported upon by the Public Analysts for the year 1939, viz.:—

Sample No.	Description.	Result of Analysis.	Remarks.
657	Balsam of Aniseed	Deficient of 35% Rectified Spirit.	No further action on advice of Analyst.
661	Milk.	Deficient of 23% fat.	Legal proceedings taken.
674	Milk.	Contained a little added water, at least 2%.	No legal proceedings taken but letter of warning sent.
676	Milk.	Deficient of 35% fat.	Legal proceedings taken.
677	Milk.	Freezing point 0.514 C. Contained approximately 4% added water.	No legal proceedings. Letter of warning sent.
678	Milk.	Deficient of 33% fat.	No legal proceedings. Letters of warning sent to retailer and farmer, and report on case sent to Staffs. County Council and the Ministry of Agriculture and Fisheries.
687	Milk.	Deficient of 26% Fat.	Ditto.
688	Milk.	Deficient of 20% Fat.	Ditto.
689	Milk.	Deficient of 40% fat. 2.3% extraneous water.	Ditto.
693	Milk.	Deficient of 46% Fat.	Ditto.
694	Milk.	Deficient of 36% Fat.	Ditto.
695	Milk.	Deficient of 20% Fat.	Ditto.
696	Milk.	A little extraneous water present.	Ditto.
709	Baking Powder.	Available carbon dioxide 2.8% (should contain 6%).	No legal action, Vendor interviewed.

PUBLIC HEALTH ACTS AND PUBLIC HEALTH (MEAT) REGULATIONS, 1924.

There are at the present time 11 Licensed Slaughter Houses and 8 Registered Slaughter Houses.

The following Animals were notified for slaughter and inspected during the year at Registered and Licensed premises :—

	1937		1938		1939	
	Notified	Inspected	Killed	Inspected	Killed	Inspected
Beasts ...	1783	1731	1929	1927	2227	2221
Sheep ...	6154	5745	9394	9325	10150	9859
Pigs ...	7182	7021	7502	7495	7409	7404
Calves ...	17	13	17	17	32	32
Totals ...	15136	14510	18842	18764	19818	19516

In addition 7 pigs were notified and 7 inspected at premises not Registered or Licensed.

Visits to Slaughter Houses for inspection of Meat and premises 2,266.

The following table is required by the Ministry of Health to be included in the Report :—

CARCASSES INSPECTED AND CONDEMNED.

	Cattle (excluding Cows)	Calves	Sheep and Lambs	Pigs	Cows
Number killed ...	1809	32	10150	7409	418
Number inspected ...	1803	32	9859	7404	418
<i>All diseases except Tuberculosis.</i> Whole carcasses condemned ...	—	—	21	8	3
Carcasses of which some part or organ was condemned	113	—	54	719	63
Percentage of the number inspected affected with disease other than tuberculosis ...	6.3	0.0	0.8	9.8	15.8
<i>Tuberculosis only</i> Whole carcasses condemned	1	—	—	4	2
Carcasses of which some part or organ was condemned	74	—	—	486	92
Percentage of the number inspected affected with tuberculosis ...	4.2	0.0	0.0	6.6	22.5

Meat and other Foods Condemed.

	Cattle	Calves	Sheep	Pigs	Total
Carcases	6	—	21	12	39
Heads	103	—	—	571	674
Lungs... ..	234	—	12	640	886
Livers	157	—	43	319	519
Hearts	4	—	1	324	329
Kidneys	12	—	—	17	29
Udders	46	—	—	—	46
Loins	1	—	—	1	2
Mesenteries	42	—	—	127	169
Spleens	8	—	—	16	24
Collars	—	—	—	19	19
Flanks	2	—	—	—	2
Omenta	—	—	—	1	1
Briskets	9	—	—	—	9
Legs (portions of)	1	—	—	—	1
Intestines	54	—	—	162	216
Shoulders	2	—	—	1	3
Stomachs	14	—	—	9	23
Skirtings	15	—	—	—	15
Belly Pieces	—	—	—	2	2
Trimmings	3	—	1	4	8
Strippings	1	—	—	—	1
Hindquarters	3	—	—	2	5
Forequarters	6	—	—	2	8
Chines	3	—	—	—	3
Loins (Portions of)	3	—	—	17	20
Forend Pieces	1	—	—	6	7
Rib and Sticking Pieces	3	—	—	—	3
Spare Rib Cuts	1	—	—	—	1
Shanks	—	—	2	—	2
Sides	1	—	—	1½	2½

DISEASES.

	Cattle lbs.	Calves lbs.	Sheep lbs.	Pigs lbs.	Total lbs.
Tuberculosis	11359	—	—	12635	23994
Pneumonia	102	—	4	908	1014
Pericarditis	5	—	—	184	189
Cirrhosis	103	—	13	147	263
Congestion	—	—	—	158	158
Strongylosis	—	—	3	—	3
Pleurisy	39	—	—	203	242
Hydronephrosis	—	—	—	9	9
Peritonitis	—	—	40	39	79
Distomatosis	505	—	30	—	535
Mastitis	892	—	—	—	892
Inflammation	5	—	—	5	10
Hæmorrhage	92	—	—	1	93
Bruising	86	—	505	4	595
Parasitical Cysts	349	—	73	24	446
Angiomatosis	276	—	—	—	276
Actinomycosis	83	—	—	—	83
Necrosis	28	—	—	8	36
Pyelitis	—	—	—	3	3
Abscesses	325	—	30	—	355
Unwholesome	—	—	2	—	2
Fevered	—	—	35	67	102
Fatty Degeneration	—	—	5	16	21
Pyæmia	—	—	—	240	240
Moribund	—	—	45	219	264
Badly Bled	—	—	400	—	400
Emphysema	20	—	—	—	20
Emaciation	—	—	135	66	201
Dropsy	700	—	60	45	805
Tumours	22	—	—	4	26
Swine Erysipelas	—	—	—	73	73

Total Weight of Meat Condemned—14 tons 0 cwts. 2 qrs. 8 lbs.

Visits to other Food premises for inspection and Foods condemned were as follows:—

Premises.

General Food Premises—Shops and Markets ...	2358
Food preparing premises	22
Cold Stores	4

Food Condemned.

Tins of Prawns	2
Tins of Fruit	426
Tins of Shrimps	22
Tins of Jellyed Veal	1
Fowl	6
Devon Beef (tins)	2
Smoked Bacon	24 lbs.
Tins of Corned Beef	3
Haddock Fillets	14 lbs.
Kippers	1 box
Ducks	1
Cooked Ham	11 lbs.

TABLE I

Properties of the various types of paper					
No.	Weight	Thickness	Strength	Stiffness	Texture
1	100	0.001	100	100	100
2	100	0.001	100	100	100
3	100	0.001	100	100	100
4	100	0.001	100	100	100
5	100	0.001	100	100	100
6	100	0.001	100	100	100
7	100	0.001	100	100	100
8	100	0.001	100	100	100
9	100	0.001	100	100	100
10	100	0.001	100	100	100
11	100	0.001	100	100	100
12	100	0.001	100	100	100
13	100	0.001	100	100	100
14	100	0.001	100	100	100
15	100	0.001	100	100	100
16	100	0.001	100	100	100
17	100	0.001	100	100	100
18	100	0.001	100	100	100
19	100	0.001	100	100	100
20	100	0.001	100	100	100
21	100	0.001	100	100	100
22	100	0.001	100	100	100
23	100	0.001	100	100	100
24	100	0.001	100	100	100
25	100	0.001	100	100	100
26	100	0.001	100	100	100
27	100	0.001	100	100	100
28	100	0.001	100	100	100
29	100	0.001	100	100	100
30	100	0.001	100	100	100
31	100	0.001	100	100	100
32	100	0.001	100	100	100
33	100	0.001	100	100	100
34	100	0.001	100	100	100
35	100	0.001	100	100	100
36	100	0.001	100	100	100
37	100	0.001	100	100	100
38	100	0.001	100	100	100
39	100	0.001	100	100	100
40	100	0.001	100	100	100
41	100	0.001	100	100	100
42	100	0.001	100	100	100
43	100	0.001	100	100	100
44	100	0.001	100	100	100
45	100	0.001	100	100	100
46	100	0.001	100	100	100
47	100	0.001	100	100	100
48	100	0.001	100	100	100
49	100	0.001	100	100	100
50	100	0.001	100	100	100

Properties of the various types of paper

1. Weight

2. Thickness

3. Strength

4. Stiffness

5. Texture

6. Color

7. Grain

8. Finish

9. Durability

10. Cost

11. Availability

12. Recyclability

13. Environmental impact

14. Safety

15. Health

16. Aesthetics

17. Functionality

18. Versatility

19. Compatibility

20. Interoperability

21. Scalability

22. Flexibility

23. Adaptability

24. Resilience

25. Sustainability

26. Innovation

27. Creativity

28. Imagination

29. Inspiration

30. Motivation

31. Passion

32. Dedication

33. Commitment

34. Responsibility

35. Accountability

36. Integrity

37. Honesty

38. Transparency

39. Openness

40. Communication

41. Collaboration

42. Teamwork

43. Leadership

44. Management

45. Organization

46. Planning

47. Execution

48. Monitoring

49. Evaluation

50. Improvement

SECTION G.

**PREVALENCE OF
& CONTROL OVER
INFECTIOUS AND
OTHER DISEASES**

SECTION C

PREVALENCE OF
& CONTROL OVER
INFECTIOUS AND
OTHER DISEASES

I. INFECTIOUS DISEASES (EXCLUDING TUBERCULOSIS).

The number of cases of infectious disease in 1939 was 258, compared with 311 for the year 1938, and 274 for 1937.

The following table summarises the incidence of the principal notifiable diseases during the past ten years:—

	1930.	1931.	1932.	1933.	1934.	1935.	1936.	1937.	1938.	1939.
Scarlet Fever ...	28	58	56	123	151	125	126	67	48	104
Diphtheria ...	42	31	28	19	64	109	104	98	104	54
Puerperal Pyrexia	6	15	5	10	5	5	5	7	9	9
Ophthalmia										
Neonatorum ...	4	8	6	7	7	2	5	9	11	8
Pneumonia ...	38	43	72	69	75	108	69	69	114	56
Erysipelas ...	16	22	7	7	21	31	21	23	24	16
Encephalitis										
Lethargica ...	1	1	1	—	2	—	—	—	1	—
Continued Fever...	—	—	—	—	—	—	—	—	—	—
Enteric Fever ...	1	—	1	1	2	—	—	—	—	2
Anterior										
Poliomyelitis ...	1	—	—	—	—	1	2	—	—	—
Acute Poliomyelitis										
Encephalitis ...	—	1	—	—	—	1	2	—	—	—
Cerebro-Spinal										
Fever ...	—	1	1	—	3	—	2	1	—	2
Whooping Cough	—			not notifiable					—	4
Measles ...	—			not notifiable					—	2

Diphtheria.

The total number of cases occurring during 1939 was 54, compared with 104 last year. The number of school children affected was 27. Sixteen children of pre-school age suffered from the disease, and the remainder of the cases were adolescents and adults.

Immunization.

A total of 210 children were immunized against diphtheria during the year, this number being composed of 57 pre-school children and 153 school children.

The prophylactic used in all cases was alum precipitated toxoid and 2 doses were given with two weeks' interval between them.

Diphtheria antitoxin and swabs are supplied by the Local Authority and special arrangements are made to facilitate the distribution to medical practitioners so that they may always have in their possession at least one swab and a preliminary dose of serum for immediate use. They are urged to administer an early dose, even to doubtful cases of the disease.

Scarlet Fever.

The number of cases of Scarlet Fever notified was 104, compared with 48 for 1938 and 67 for 1937.

73 cases were nursed at home and the remainder were removed to various Isolation Hospitals.

Admissions to Hospital.

Hospitals	DIPHThERIA.			SCARLET FEVER.		
	Ad-mitted	Re-covered	Died	Ad-mitted	Re-covered	Died
North Worcs. ...	19	17	2	4	4	—
Wolverhampton	25	25	—	13	13	—
Birmingham ...	3	3	—	1	1	—
West Bromwich	2	2	—	12	12	—
Smethwick and Oldbury ...	1	1	—	1	—	1*
Totals ...	50	48	2	31	30	—

*Died of other Causes.

Pneumonia.

During the year 56 cases of acute primary pneumonia were notified. This is a lower figure than that for 1938, which was 114.

The number of deaths from pneumonia, however, does not include deaths attributed to influenza or other epidemic disease in association with pneumonia. These are classified by the Registrar-General as due to the primary cause.

No adequate hospital facilities exist in the area for the nursing of cases of pneumonia.

Analysis of Cases of Infectious Disease notified, Number of Deaths from these Diseases, Number of Cases removed to Hospital, and Deaths in Hospital during the year 1939.

Disease	CASES NOTIFIED. AGE GROUPS.										Total Cases notified	Cases admitted to Hospital	Deaths in Hospital	Total Deaths
	Under 1	1 to 2	2 to 3	3 to 4	4 to 5	5 to 10	10 to 15	15 to 20	20 to 35	35 to 45	45 to 65	65 and over		
Smallpox ...	—	—	—	—	—	—	—	—	—	—	—	—	—	—
Scarlet Fever ...	—	—	—	—	—	—	—	—	—	—	—	—	—	—
Diphtheria ...	—	4	2	3	7	47	25	8	6	2	—	—	4	2
Enteric Fever (including Paratyphoid)	—	—	—	—	—	—	—	—	1	1	—	—	—	—
Puerperal Pyrexia ...	2	9	4	3	1	4	2	3	7	2	—	—	1	2
Pneumonia ...	—	—	—	—	—	—	—	—	8	6	11	3	—	61
Ophthalmia Neonatorum ...	7	—	—	—	1	—	—	1	—	—	—	—	1	1
Erysipelas ...	—	—	—	—	—	—	—	1	1	1	12	1	—	—
Encephalitis Lethargica ...	—	—	—	—	—	—	—	—	—	—	—	—	—	—
Anterior Poliomyelitis	—	—	—	—	—	—	—	—	—	—	—	—	—	—
Acute Poliomyelitis	—	—	—	1	—	—	1	1	—	—	—	—	1	—
Encephalitis ...	—	—	—	—	—	—	—	—	—	—	—	—	—	—
Cerebro Spinal Fever	—	—	—	—	—	—	—	—	—	—	—	—	—	—
Cholera ...	—	—	—	—	—	—	—	—	—	—	—	—	—	—
Membranous Croup	—	—	—	—	—	—	—	—	—	—	—	—	—	—
Typhus Fever ...	—	—	—	—	—	—	—	—	—	—	—	—	—	—
Relapsing Fever ...	—	—	—	—	—	—	—	—	—	—	—	—	—	—
Malaria ...	—	—	—	—	—	—	—	—	—	—	—	—	—	—
Dysentery ...	—	—	—	—	—	—	—	—	—	—	—	—	—	—
Whooping Cough ...	—	—	1	1	1	1	—	—	—	—	—	—	—	2
Measles ...	—	—	1	1	—	—	—	—	—	—	—	—	—	2
TOTALS ...	9	13	13	13	12	67	39	17	24	13	23	4	6	70

Disinfection of premises and materials is carried out by the Sanitary Staff. All dwelling houses are dealt with on death, removal or convalescence of infectious patients. Other premises are frequently disinfected on request, and where necessity is apparent. Gaseous Formaldehyde is used for buildings, and a steam disinfectant is available for clothes, bedding, etc. One hundred and seventy-six premises were disinfected during the year on account of the following diseases:—

Scarlet Fever	102
Pneumonia	1
Diphtheria	54
Phthisis	12
Scabies	1
Acute Poliomyelitis	1
Cancer	5
Total					176

Library books found in houses in which infectious disease is present are confiscated and either disinfected and returned to the Library or, if dirty and dilapidated, destroyed.

The following are particulars of Library books so dealt with:—

No. of Books disinfected and return to Library	47
No. of Books destroyed	27
Total					74

2. CANCER.

The following table gives some particulars with regard to the deaths from Cancer during the year 1939.

Sex.	Male	46	} Total 82
	Female	36	
Occupation	House duties	36
	Labourer	10
	Chair maker	2
	Miner	3
	Iron and steel worker	5
	Glass cutter	1
	Fitter	1
	File cutter	1
	Miscellaneous	23
					82

Site of Cancer.	Breast	6
	Liver	8
	Lungs	6
	Uterus and Ovaries	3
	Stomach	18
	Pelvic Colon and Rectum	19
	Other parts of digestive tract	3
	Larynx	5
	Bladder and prostate	4
	Throat	3
	Leg	2
	Spine	1
	Brain	2
	Skin	2
						—
						82
						—

Age Under 50	50-55	55-60	60-65	65-70	70-75	75-80	Over 80	Total
13	7	11	10	11	11	12	7	82

The recorded number of deaths due to cancer shows an increase for the year of 12, being 82 as against 70 for 1938, giving a crude death rate of 1.34 per 1,000 compared with 1.13 for 1938.

3. SMALLPOX AND VACCINATION.

No cases of Smallpox were notified during the year.

The subjoined table shows the vaccination return for 1939.

Months	Jan.	Feb.	Mar.	Apr.	May	J'ne	July	Aug.	Sep.	Oct.	Nov.	Dec.	Total (Position at 31/12/ 39)
No. of Births	83	81	58	95	83	100	89	91	84	68	99	66	997
Vaccinations ...	28	25	13	32	18	25	25	13	11	5	5	1	201
Declarations ...	44	46	31	51	57	60	50	55	47	30	55	41	567
Insusceptibility	—	—	—	—	—	—	—	—	—	—	—	—	—
Deaths ...	7	5	3	3	2	1	2	2	3	3	5	2	38
Postponements	—	2	5	5	4	4	4	3	3	—	—	1	31
Removals ...	1	3	—	3	2	5	5	5	—	—	—	—	24
Not found ...	3	—	6	1	—	5	3	9	1	—	—	—	28
Cases to be dealt with ...	—	—	—	—	—	—	—	4	19	30	34	21	108
TOTALS ...	83	81	58	95	83	100	89	91	84	68	99	66	997

4. TUBERCULOSIS.

Sixty-two cases were notified for the first time during the year, compared with 74 in 1938. Twelve deaths from Tuberculosis were recorded of cases not previously notified.

The following table presents an analysis of the new cases and the deaths during 1939:—

AGE PERIODS. YEARS.	NEW CASES				DEATHS			
	Pulmonary		Non-Pulmonary		Pulmonary		Non-Pulmonary	
	M.	F.	M.	F.	M.	F.	M.	F.
0 to 1	—	—	1	—	1	—	—	—
1 to 5	1	—	3	2	—	1	2	—
5 to 15	—	4	8	1	1	—	3	—
15 to 25	6	9	2	1	5	1	1	—
25 to 35	7	5	—	—	7	3	—	—
35 to 45	8	6	—	—	13	3	—	—
45 to 55	4	2	—	—	7	3	—	—
55 to 65	2	2	—	—	8	1	—	—
65 and upwards ...	—	—	—	—	1	—	—	—
Totals	28	28	14	4	43	12	6	—

Totals: 56, 18, 55, 6.

The ratio of non-notified deaths to total Tuberculosis deaths during the year was 12—61. In every non-notified case, the doctor concerned is asked for an explanation of the non-notification thereof.

TUBERCULOSIS REGISTER.

No. of Cases—	Pulmonary.			Non-Pulmonary.			Total Pulmonary and Non-Pulmonary		
	M.	F.	Total.	M.	F.	Total.	M.	F.	Total
(a) On Register at commencement of year 1939 .	231	179	410	61	58	119	292	237	529
(b) Notified for first time dur- ing year ...	25	24	49	11	2	13	36	26	62
(c) Removed from Register dur- ing year and restored ...	—	—	—	—	—	—	—	—	—
(d) Added to Reg- ister during the year ascertained otherwise than by notification under Regula- tions ...	3	4	7	3	2	5	6	6	12
Total (a), (b), (c) and (d) .	259	207	466	75	62	137	334	269	603
(e) Cases removed from Register during year ...	77	33	110	14	5	19	91	38	129
(f) Cases remain- ing on Register at end of year 1939 ...	182	174	356	61	57	118	243	231	474

INDEX

	Page
Ambulance Arrangements	26
Arrangements for Treatment	37
Births	10
Birth Rate	13
Blind, Deaf, Defective and Epileptic Children	47
Blind, Welfare of	62
Cancer	116
Child Welfare Clinics	20
Co-operation	47
Court Proceedings	74
Deaths	10
Deaths, Causes of	12
Deaths, Analysis of	13
Dental Officer's Report	36, 39
Dental Treatment (M. & C. W.)	27
Diphtheria	113
Disinfestation	76
Ear Diseases	36, 38
Employment of School Children	30
Factory and Workshops Act	78
Findings at Medical Inspections	29
Following Up	37
Food and Drugs Adulteration Act	105
Food, Inspection and Supervision of	101
General Provision of Health Services	17
Health Education	49
Health Nurses' Work	24, 34
Hospitals	27
Housing	87
Hygiene of School Premises	29
Immunization	113
Infant Deaths	15
Infectious Disease	43, 113, 115
Infectious Disease & other Diseases, Prevalence and Control	111
Institutional Provision for Mothers	21
Laboratory Arrangements	26
Legislation	73
Licensed Premises	79
Lodging Houses	79
Malnutrition	32, 37
Maternal Deaths	15, 21
Maternity and Child Welfare	19
Meat Regulations	107
Medical Inspection	29
Members of Committees	3
Mental Deficiency	60

INDEX—(Continued).

	Page
Merchandise Marks Act	80
Midwifery Service	19
Milk and Dairies	103
Minor Ailments	35, 37
New Houses	100
Nose and Throat Defects	36, 38
Nursery School	48
Nursing Homes	27
Nursing in the Home	26
Offensive Trades	72
Open Air Education	48
Orthopaedics	36, 41
Outworkers	72
Pharmacy and Poisons Act	80
Physical Training	45
Pneumonia	114
Pre-Natal and Post-Natal Clinics... ..	20
Provision of Meals and Milk	47
Public Assistance Medical Service	62
Public Cleansing	83
Rag and Flock Act	80
Rats and Mice Destruction	73
Registered Trades and Premises	80
Return of Medical Inspections	50
Sanitary Accommodation	70
Sanitary Circumstances	67
Sanitary Inspection	71
Scarlet Fever	114
School Medical Service	28
Secondary School	49
Shops Act	79
Slaughterhouses	79
Smallpox	117
Staff	4
Statistics and Social Conditions	7
Street Cleansing	85
Treatment Centres and Clinics	25
Tuberculosis	44, 118
Ultra Violet Ray Therapy	43
Uncleanliness	33, 37
Vaccination	117
Venereal Disease	64
Visual Defects	35, 38
Vital Statistics	9
Water	71

