

[Report 1970] / Medical Officer of Health, Doncaster R.D.C.

Contributors

Doncaster (England). Rural District Council.

Publication/Creation

1970

Persistent URL

<https://wellcomecollection.org/works/rrrty37r>

License and attribution

You have permission to make copies of this work under a Creative Commons, Attribution license.

This licence permits unrestricted use, distribution, and reproduction in any medium, provided the original author and source are credited. See the Legal Code for further information.

Image source should be attributed as specified in the full catalogue record. If no source is given the image should be attributed to Wellcome Collection.



Wellcome Collection
183 Euston Road
London NW1 2BE UK
T +44 (0)20 7611 8722
E library@wellcomecollection.org
<https://wellcomecollection.org>

2




**ANNUAL REPORT
ON THE HEALTH OF
DONCASTER RURAL DISTRICT
FOR THE YEAR
1970**

**PUBLIC HEALTH DEPARTMENT,
NETHER HALL,
DONCASTER.**

**R. Stalker, M.B., Ch.B., D.P.H.
Medical Officer of Health.**

**R. Durant, M.A.P.H.I.,
Chief Public Health Inspector.**



Digitized by the Internet Archive
in 2017 with funding from
Wellcome Library

<https://archive.org/details/b29163687>

RURAL DISTRICT COUNCIL OF DONCASTER

To the Chairman and Members
of the Doncaster Rural
District Council.

Public Health Dept.,
Nether Hall,
Doncaster.

August 1971.

Mr. Chairman, Ladies and Gentlemen,

It is again my pleasant duty to submit to you an annual report on the health of the district. The year 1970 started in the midst of a 'flu epidemic which happily was of a fairly mild nature. This virus again became prominent later in the year when it gave rise to symptoms mimicking whooping cough among schoolchildren. Again this infection was mild though it produced a distressing cough in some cases.

The year 1970 was also European Conservation Year - a point that was stressed forcibly by objectors to the establishment of a Coalite Plant in Rossington at the public enquiry which lasted the whole of February. A mass of detailed information was given at the enquiry which, when digested by the inspectors, made them decide that the construction of the coal carbonising plant should proceed.

I hope that the greater availability of solid smokeless fuel will lead to some decrease in the heavy smoke pollution in Rossington caused by the smoke emission at a low level of the many household chimneys. When the result of the enquiry was known arrangements by this department were made to take out pollution readings in the parish of Rossington so that comparison can later be made when the Coalite Plant is fully operational.

The interest in the environment and pollution which was awakened in 1969 increased in 1970 and the local press did much to create awareness of pollution locally and stimulate action by organisations and individuals.

The year 1970 also saw the passing of the Social Services Act which has had a dramatic effect on the Children's, Welfare, and Health Departments of the West Riding County Council. The new Social Services Department is an amalgam of Children's and Welfare Departments with Home Help service, Mental Welfare, plus some aspects of the care of young children transferred from the Health Department. The senior training centre was also transferred to the care of the Social Services Department much to the regret of Medical Officers and staff in the Divisional Health office who had done so much work in this subject.

During the year shortage of medical staff prevented new ventures such as geriatric clinics and Health Education experiments from being attempted for the staff available was barely able to cover the work done routinely. If this shortage of medical staff is to continue then services for prevention and early detection of illness will need to be planned in such a way that they can be carried out by less qualified staff.

The promotion of health and prevention of disease received greater emphasis during the year and this could be one advantage of an Area Health Board who would have overall control of all Health services in an area.

At present the Health Service is geared to the treatment of disease and the prevention and early detection of disease - a Cinderella service. At the end of 1970 a further report on the re-organisation of the Health Services was awaited and the need to join the three branches of the service generally accepted by all.

During the year the Health Visitors continued with development assessments of children and this has aroused great interest in normal child development and it is hoped a greater understanding by the parents.

The Meals on Wheels and Luncheon Club service continued to expand as it must surely continue to do in further years. It is a valuable and much appreciated service complementing warden, home help, and district nursing services in order to help elderly and infirm persons to lead as independent a life as possible in their own homes.

I would like to take this opportunity to again thank Mr. Durant, the staff of the Health Department, and Mr. Vallance and the staff of the Divisional Health Department, who have worked so hard during the year and given me their unstinting support.

Finally I would like to thank you, Mr. Chairman, and the members of the Council for the interest shown in my work and the encouragement I have received, which has made the work for this authority so enjoyable.

Yours faithfully,

R. STALKER

Medical Officer of Health

RURAL DISTRICT COUNCIL OF DONCASTER

YEAR 1970

Chairman of the Council

Cr. Mrs. C.C. Braithwaite, J. P.

Vice-Chairman of the Council

Cr. J. Brown

Chairman of the Public Health Committee

Cr. J. Dainty

Vice-Chairman of the Public Health Committee

Cr. H. Mann

Members of the Public Health Committee

Cr. E. L. Adams.	Cr. Rev. F. J. Mace.
Cr. R. Ashton.	Cr. H. Mann.
Cr. W. P. Beckley.	Cr. Mrs. P. Marklew, J. P.
Cr. H. T. Birchall.	Cr. K. G. Metcalfe.
Cr. Mrs. C. Bower, J. P.	Cr. R. W. Millington, J. P.
Cr. J. Boyle, J. P.	Cr. P. Moran.
Cr. Mrs. E. T. Bracewell.	Cty. Ald. W. A. Morris.
Cr. T. S. Bradbury, J. P.	Cr. A. M. O'Vastar.
Cr. Mrs. C. C. Braithwaite, J. P.	Cr. H. E. Oldfield.
Cr. J. Brown.	Cr. H. Phillips.
Cr. G. T. Buckenham.	Cr. Mrs. M. Pring.
Cr. E. H. Clark.	Cr. A. Reynolds.
Cr. Z. J. Clarke.	Cr. Mrs. E. Rice.
Cr. F. Cross.	Cr. E. L. Robinson.
Cr. J. Dainty.	Cr. Mrs. C. A. Sarjantson.
Cr. J. H. Dixon.	Cr. D. W. Saunders.
Cr. Mrs. M. A. Durdy.	Cr. T. W. Scales.
Cr. G. Evans.	Cr. H. Schofield.
Cr. W. R. Gillies.	Cr. Mrs. M. J. Shepherd.
Cr. D. Glover.	Cr. E. L. Simm.
Cr. R. V. Grainger.	Cr. S. Slack.
Cr. Mrs. L. Hatter, J. P.	Cr. Miss M. Sorby.
Cr. Mrs. M. R. Hemsley, J. P.	Cr. C. W. Starsmore.
Cr. G. T. Henson.	Cr. G. Stretton.
Cr. L. Jones, J. P.	Cr. M. Thompson, B. E. M., J. P.
Cr. T. Kelly, B. E. M.	Cr. L. Tomlinson.
Cr. E. Kirkland.	Cr. A. Weston.
Cr. T. V. Lawson.	Cr. J. H. S. Wilkinson, J. P.
Cr. C. T. Ledger.	Cr. Mrs. N. Wilson.
Cr. E. Lee.	Cr. T. H. Windle.
	Cty. Ald. J. Yorke.

PUBLIC HEALTH STAFF

Medical Officer of Health

R. STALKER, M. B. , Ch. B. , D. P. H.

Deputy Medical Officer of Health

J. A. BEAL, M. R. C. S. , L. R. C. P. , D. P. H.

Chief Public Health Inspector

R. DURANT, M. A. P. H. I.

Meat and Food Inspector's Certificate.
Royal Society of Health Diploma for Smoke Inspectors.
Certificate in Sanitary Science.
National Certificate in Building.

Deputy Chief Public Health Inspector

G. W. KAY, M. A. P. H. I. , A. M. Inst. P. C.

National Certificate in Building.
Meat and Food Inspector's Certificate.
Royal Society of Health Diploma for Smoke Inspectors.
Testamur of the Institute of Public Cleansing in Public Cleansing
Science.

Additional Public Health Inspectors

G. STEPHENSON, M. A. P. H. I.

National Certificate in Building.
Royal Society of Health Diploma for Smoke Inspectors.

W. E. STONE, M. A. P. H. I.

National Certificate in Building.
Meat and Food Inspector's Certificate.

P. A. GUMSLEY, M. A. P. H. I. , A. M. Inst. P. C.

National Certificate in Building.
Meat and Food Inspector's Certificate.
Royal Society of Health Diploma for Smoke Inspectors.
Testamur of the Institute of Public Cleansing in Public Cleansing
Science.

K. KELLY, M. A. P. H. I.

National Certificate in Building.
Meat and Food Inspector's Certificate.
Royal Society of Health Diploma for Smoke Inspectors.

D. TELFORD, M. A. P. H. I. , A. M. Inst. P. C.

Royal Society of Health Diploma for Smoke Inspectors.
Testamur of the Institute of Public Cleansing in Public Cleansing
Science.

Chief Clerks

J. A. HICKLING (General).

G. W. CHESTERTON (Public Cleansing).

Secretary/Typist

MISS J. STAPLES.

Clerk/Typist

MISS M. E. HUNTER.

Clerks

MRS. A. BUCKLEY.

MRS. N. BOOTH.

MRS. J. PATERSON.

MISS G. BENNETT.

Public Cleansing Foreman

G. BUCKLEY.

Student Public Health Inspectors

M. BRADLEY.

J. T. MEE.

DIVISIONAL HEALTH STAFF

Divisional Medical Officer

DR. R. STALKER

Senior Departmental Medical Officer

DR. J. A. BEAL

Departmental Medical Officer

DR. E. R. M. HARVEY

Psychiatrist

DR. S. HOYES

Psychologist

MR. P. W. ATKINSON

Clerk

MRS. B. E. PINDER

Divisional Nursing Officer

MISS M. E. YOUNG

Health Visitors

MISS E. KENDELL)

MISS L. SHAW)

MRS. M. HOPKINSON

MISS A. MEEK

MRS. J. BATTYE

MISS M. MUSTY

MRS. A. F. CLAMP

MRS. R. E. MC CROHAN

MRS. B. STAFFORD

MISS D. FULLWOOD

MISS J. V. WARD

ARMTHORPE

BRODSWORTH AND SCAWSBY

BAWTRY, FINNINGLEY AND

TICKHILL

WARMSWORTH AND EDLINGTON

SPROTBROUGH

ROSSINGTON

ROSSINGTON (Part time)

KIRK SANDALL

ASKERN

CAMPSALL

Assistant to Health Visitors

MRS. M. GREEN

MRS. R. B. CLAXTON

MRS. L. WHEELIKER

MRS. E. TOPHAM

SCAWSBY

SCHOOL NURSE (Part time)

EDLINGTON

ROSSINGTON

Midwives

Relief

MISS W. GOODSON, 34 Hawthorn Grove, Bentley (Tel. Doncaster 54455)

Domiciliary Midwives

NURSE J. ANDREWS, 43 Sherwood Avenue, Askern (Tel. Askern 429)
NURSE L. M. ASHTON, 34 Queen's Crescent, Bawtry (Tel. Doncaster 710685)
NURSE D. LEE, 9 Rands Lane, Armthorpe (Tel. Armthorpe 239)
NURSE M. O. MORRISON, 11 Balcarres Road, Rossington (Tel. Rossington 353)
NURSE C. A. HINTON, 5 Hyman Close, Warmsworth (Tel. Doncaster 851252)
NURSE F. WILKINSON, 1 Park Drive, Campsall (Tel. Askern 340) (Relief)
NURSE B. F. WRIGHT, Glebe House, Barnburgh (Tel. Goldthorpe 2150)
NURSE V. OUTRAM, Sandall House, Barton Lane, Armthorpe
(Tel. Armthorpe 645)
NURSE D. SQUIRES, 11 Loxley Avenue, Conisbrough (Tel. Conisbrough 3455)

District Nurses

NURSE M. E. COLE, "Crossfell", Barnburgh Lane, Barnburgh
(Tel. Goldthorpe 2413)
NURSE M. DARLEY, 8 Park Crescent, Warmsworth (Tel. Doncaster 853188)
NURSE J. HEASON, 48 Doncaster Road, Bawtry (Tel. Doncaster 710571)
NURSE D. PYLE, 18 Oversley Road, Wheatley, Doncaster (Tel. Doncaster
3687) (Relief)
NURSE V. G. A. KING, 88 Norman Crescent, Sunnyfields (Tel. Doncaster
67835)
MRS. D. SEDGEWICK, Hillscroft Crescent, Blaxton (Tel. Finningley 398)
NURSE D. GILBERT, 8 Church Road, Kirk Sandall (Tel. Doncaster 882314)
NURSE E. E. OADES, Little Haven, Bone Lane, Campsall (Tel. Askern 304)
NURSE D. E. ROBSON, 2 Lime Tree Avenue, Armthorpe (Tel. Armthorpe 225)
NURSE B. WATKINSON, Oak Dene, Doncaster Road, Askern (Tel. Askern 274)
NURSE J. HINCHLIFFE, 53 Hampole Balk Lane, Skellow (Tel. Adwick-le-
Street 3475)
NURSE D. DRIVER, 50 Stoops Road, Bessacarr (Tel. Doncaster 57484)
(Part time)
NURSE L. M. CORKHILL, 10 Windmill Drive, Warmsworth (Tel. Doncaster
852591)

Home Help Organiser

MRS. A. P. SMITH

Assistant Home Help Organisers

MRS. R. HOLDSWORTH
MRS. B. A. ASBERY

Social Worker

MRS. M. WILLOWS

Speech Therapists

MRS. G. M. MC KENZIE (Part time)
MISS M. E. BROMLEY (Part time)

Mental Welfare Officers

MR. F. PEACOCK (Tel. Doncaster 710753)
MR. F. L. JOHNSON (Tel. Doncaster 882659)
MR. D. BIRD (Tel. Rossington 609)
MR. D. GARNER (Tel. Doncaster 883997)

Divisional Administrative Officer

MR. C. W. VALLANCE.

Senior Clerk

MR. M. L. AUSTIN

Clerks

MR. D. HUDSON.
MR. D. GILBERTHORPE.
MRS. E. STEVENSON.
MRS. B. CANNON
MRS. J. HOLMES.
MRS. E. BAYES.
MISS H. CHERRY.
MRS. D. JOHNSON.
MISS O. MC. KINNEY.
MRS. F. WARREN.
MRS. M. PENNYCOOK.
MISS C. BROOKS.
MRS. J. SHORTHORSE.

TRAINING CENTRE

Supervisor

MR. H. RODGERS

Instructors

MR. S. SHOOTER.
MRS. M. GASCOIGNE.
MR. J. H. BRAMLEY.
MRS. L. D. ASHWORTH.

Teachers

MRS. V. CALLADINE.
MRS. J. STODDART (on course)
MISS S. E. HARDY.
MRS. I. N. GETHING.
MISS P. M. JOHNSTON.

Cook-in-Charge

MRS. M. MORDUE

Assistants

MRS. P. COATES
MRS. P. M. BROOKS.
MRS. E. PICKERSGILL.

Caretaker.

MR. B. WRIGHT.

RURAL DISTRICT COUNCIL OF DONCASTER

ANNUAL REPORT
ON THE
HEALTH OF THE DISTRICT

1970

Section A

STATISTICS AND SOCIAL CONDITIONS OF THE AREA

Area	75,086 acres
Registrar General's Estimate of Resident Population Mid-year 1970	81,580
Number of inhabited houses	25,804
Rateable Value (1.4.1971)	£2,627,815
Sum represented by a 1d rate (1.4.1971) do. 1p rate	£24,586 (£10,244)
Height above sea level:	Highest 490 ft.
	Lowest 6 ft.

SECTION A

EXTRACT FROM VITAL STATISTICS (Corrected for Inward and Outward Returns)

BIRTHS

	<u>Live Births</u>	<u>1970</u>	<u>1969</u>
Total Number		1498	1333
Birth Rate per 1,000 population		18.4	16.5
Birth Rate per 1,000 population (corrected)		16.2	14.5
Birth Rate for England and Wales		16.0	16.3
Percentage illegitimate live births per total live births		7.0	5.4

	<u>Males</u>	<u>Females</u>	<u>Total</u>
Legitimate	736	659	1498
Illegitimate	44	59	103

	<u>Still Births</u>	<u>1970</u>	<u>1969</u>
Total Number		17	15
Rate per 1,000 total live and still births		11.0	11.1
Rate for England and Wales		13.0	13.2

	<u>Males</u>	<u>Females</u>	<u>Total</u>
Legitimate	5	10	15
Illegitimate	-	2	2

	<u>Total Live and Still Births</u>	<u>1970</u>	<u>1969</u>
Total Births (Live and Still)		1515	1348
Rate per 1,000 population		18.5	16.7

	<u>Males</u>	<u>Females</u>	<u>Total</u>
Legitimate	741	669	1410
Illegitimate	44	61	105

INFANTILE MORTALITY

The Infantile Mortality Rate is the number of deaths of infants under one year of age per 1,000 registered births.

	<u>1970</u>	<u>1969</u>
Number of Deaths	38	32
Death Rate of all infants per 1,000 live births	25	24.0
Death Rate of legitimate infants per 1,000 legitimate live births	27	25.0

	<u>1970</u>	<u>1969</u>	
Death Rate of illegitimate infants per 1, 000 illegitimate live births	10. 0	13. 5	
Death Rate for England an d Wales	18. 0	18. 1	
	<u>Males</u>	<u>Females</u>	<u>Total</u>
Legitimate	18	19	37
Illegitimate	-	1	1

NEO-NATAL MORTALITY

The Neo-Natal Mortality Rate is the number of deaths of infants under four weeks of age per 1,000 total live births.

	<u>1970</u>	<u>1969</u>
Number of Deaths	24	22
Death Rate per 1,000 total live births	16.0	16.3
Death Rate for England and Wales	12.0	12.0

EARLY NEO-NATAL MORTALITY

The Early Neo-Natal Mortality Rate is the number of deaths of infants under one week of age per 1,000 total live births.

	<u>1970</u>	<u>1969</u>
Number of Deaths	19	18
Death Rate per 1,000 total live births	13.0	13.4

PERINATAL MORTALITY RATE

The Perinatal Mortality Rate is the number of Still births and deaths under 1 week combined, per 1,000 total live and still births.

	<u>1970</u>	<u>1969</u>
Number of Deaths	36	33
Death Rate per 1,000 total live and still births	24.0	24.5

MATERNAL DEATHS

	<u>1970</u>	<u>1969</u>
Maternal Deaths (including abortions)	-	-
Death Rate per 1,000 total live and still births	-	-

In 1970 the Birth Rate, which had been falling, rose contrary to the national trend and we had 165 more births in 1970 than in the previous year. There was also a slight rise in the number of illegitimate births. There was again a rise in the infant mortality rate though the national figure is almost stable. These deaths are predominantly in the first week of life and are frequently due to causes which are multifactorial. The Maternity Liaison Committee for Doncaster and district have, at the time this report is being presented, formed a sub-committee to investigate these deaths with a view to pinpointing possible methods of prevention.

One pleasing aspect of this section is the continued absence of maternal deaths.

BIRTH AND MORTALITY RATE - 1970

Rates	Doncaster Rural District	Aggregate West Riding Rural Districts	West Riding	England and Wales
Crude Birth per 1,000 population	18.4	17.5	17.3	16.0
Adjusted Birth, do.	16.2	17.0	17.5	*
Crude Death do.	7.9	9.7	11.7	11.7
Adjusted Death do.	11.5	11.7	12.7	*
Tuberculosis, do. respiratory	10.04	0.02	0.02	0.02
Tuberculosis, do. other	0.01	0.01	0.01	0.01
Tuberculosis, do. total	0.05	0.03	0.03	0.03
Cancer, all forms do.	1.72	1.80	2.14	2.39
Vascular lesions, do. nervous system	0.91	1.42	1.75	*
Heart and do. circulation	2.59	3.66	4.44	*
Respiratory do. diseases	1.29	1.36	1.69	*
Maternal mortality (per 1,000 live and still births)	-	0.11	0.29	0.18
Infant mortality (per 1,000 live births)	25.4	20.6	19.8	18.2
Still births (per 1,000 live and still births)	11.2	14.3	13.6	13.0
Neo-natal mortality	16.0	13.2	13.2	12.3
Peri-natal mortality	23.8	25.0	24.4	23.5

* Figures not available

The figures for the rural district in the above table are seen to compare favourably with those for the West Riding and England and Wales, apart from the Infant Mortality Rate.

<u>DEATHS</u>	<u>1970</u>	<u>1969</u>
Total Number	651	686
Death Rate per 1,000 population (crude)	7.9	8.5
Death Rate per 1,000 population (corrected)	11.5	12.3
Death Rate for England and Wales	11.7	11.9

	<u>Males</u>	<u>Females</u>	<u>Total</u>
Deaths	372	279	651

The number of deaths fell by 38 compared with the previous year though the number of male deaths fell by only 8.

DEATHS FROM ROAD ACCIDENTS AND OTHER VIOLENT CAUSES

There were 11 fatal road traffic accidents in the area, four suicides and 11 people lost their lives through other accidents.

There was a definite fall in deaths due to accidents and suicides from the previous year but a great deal of work still remains to be done in the field of prevention for with greater knowledge and awareness of the causes most of these deaths could undoubtedly have been prevented.

DEATHS FROM TUBERCULOSIS

	<u>Males</u>	<u>Females</u>	<u>Total</u>
Respiratory	3	-	3
Non-respiratory	-	-	-
	<u>3</u>	<u>-</u>	<u>3</u>

Three men, all over the age of 55 died from tuberculosis in 1970. There are usually other factors in older age groups which accompany tuberculosis and contribute to deaths from this disease.

DEATHS

Heart disease was again the major cause of death thus highlighting the need for more research into the causation and treatment of this disease which so frequently strikes men in their 40's and 50's. Obesity and lack of physical exercise are two important factors and this local authority by a policy of providing swimming pools and a golf course encouraging active leisure pursuits are playing a vital role in preventing the early onset of this disease.

The second commonest cause of death in 1970 was cancer and there was a marked rise in deaths from cancer of the lung. There is no doubt that tobacco smoking is the most important causative factor in death from cancer of the lung as well as contributing to the misery and death from chronic bronchitis and heart disease. During 1971 there will be continued publicity from the Health Education Council regarding the dangers from smoking.

There was a reduction in deaths from cancer of the uterus and recent work in Aberdeen has demonstrated that an enthusiastic policy of cervical cytology can reduce deaths from this disease. By giving instruction at cervical cytology clinics in examination of the breast for lumps there is also a hope that early detection of this disease will lead to a reduction in mortality.

Respiratory diseases are still a major cause of mortality in all age groups and accounted for 105 deaths in this area where respiratory illness is commonly due to the nature of the work done.

	<u>1970</u>	<u>Compared with</u>	
		<u>1969</u>	<u>1968</u>
Diseases of the heart and circulation (including vascular lesions of the nervous system)	282	316	282
Cancer (including leukaemia)	139	121	133
Pneumonia, bronchitis and influenza etc.	105	112	72

The deaths from these causes were 80.8 per cent of the total.

MATERNAL MORTALITY

There were no maternal deaths during 1970.

	1970 Maternal Death Rate per 1,000 live and still births	
	Doncaster R. D.	England and Wales
Maternal causes (excluding abortion)	-)) 0.18)
Abortion	-)
Total	-	0.18

POPULATION

The Registrar General's estimate of the mid-year home population was 81,580 which is 820 more than that of the previous year. The natural increase (i. e. the excess of live births over deaths) was 874.

CAUSES OF DEATH - 1970

REGISTRAR GENERAL'S RETURN

No.	Causes of death	Males	Females
	ALL CAUSES	371	277
1.	Enteritis and other diarrhoeal diseases	-	1
2.	Tuberculosis of respiratory system	3	-
3.	Late effects of respiratory tuberculosis	1	-
4.	Malignant neoplasm, oesophagus	2	2
5.	Malignant neoplasm, stomach	16	5
6.	Malignant neoplasm, intestine	6	8
7.	Malignant neoplasm, lung, bronchus	38	5
8.	Malignant neoplasm, breast	-	13
9.	Malignant neoplasm, uterus	-	7
10.	Malignant neoplasm, prostate	2	-
11.	Leukaemia	2	-
12.	Other malignant neoplasms	16	18
13.	Diabetes mellitus	2	8
14.	Other endocrine etc. diseases	-	1
15.	Anaemias	1	1
16.	Mental disorders	1	-
17.	Meningitis	1	-
18.	Other diseases of nervous system	6	3
19.	Chronic rheumatic heart disease	3	2
20.	Hypertensive disease	4	10
21.	Ischaemic heart disease	95	46
22.	Other forms of heart disease	10	11
23.	Cerebrovascular disease	30	44
24.	Other diseases of circulatory system	11	19
25.	Influenza	5	3
26.	Pneumonia	17	13
27.	Bronchitis and emphysema	40	9
28.	Asthma	-	1
29.	Other diseases of respiratory system	14	3
30.	Peptic ulcer	2	2
31.	Intestinal obstruction and hernia	3	3
32.	Other diseases of digestive system	1	2
33.	Nephritis and nephrosis	3	2
34.	Hyperplasia of prostate	3	-
35.	Other diseases, genito-urinary system	1	1
36.	Diseases of skin, subcutaneous tissue	1	1
37.	Diseases of musculo-skeletal system	2	1
38.	Congenital anomalies	5	7
39.	Birth injury, difficult labour etc.	2	5
40.	Other causes of perinatal mortality	2	5
41.	Symptoms and ill defined conditions	2	5
42.	Motor vehicle accidents	7	4
43.	All other accidents	9	2
44.	Suicide and self-inflicted injuries	2	2
45.	All other external causes	-	2

RECORD OF PROGRESS - DONCASTER RURAL DISTRICT

Year	Live Birth Rate	Crude Death Rate	All forms of Tuberculosis	Infant Mortality	Maternal Mortality
1911	35.1	14.9	1.32	126.4	*
1916	30.6	13.9	1.64	106.9	*
1919	27.4	15.4	1.4	116.6	*
1921	30.8	14.0	1.14	130.9	*
1926	29.4	10.3	0.8	82.3	*
1931	23.1	9.10	0.9	81.5	*
1936	18.4	8.74	0.56	61.0	8.25
1941	20.8	9.3	0.61	61.0	4.59
1944	23.9	8.8	0.55	41.0	4.97
1946	21.9	7.9	0.39	42.0	2.56
1951	18.06	9.97	0.43	47.81	NIL
1956	21.2	9.4	0.07	41.5	0.81
1961	22.3	8.9	0.02	26.0	0.63
1962	22.2	8.8	0.04	25.5	NIL
1963	22.8	8.7	0.03	20.7	NIL
1964	23.4	8.0	0.03	20.3	0.57
1965	21.5	8.4	0.01	22.5	NIL
1966	21.1	8.1	0.04	19.6	0.61
1967	18.8	8.0	NIL	20.4	0.67
1968	17.9	7.4	0.05	14.0	NIL
1969	16.5	8.5	0.01	24.0	NIL
1970	18.4	7.9	0.05	25.0	NIL

* Figures not available

SECTION B.Services provided by the County CouncilMATERNITY SERVICESBIRTHSPublic Health Act 1936 - Section 203

	Births				Total
	Domiciliary		Institutional		
	Live	Still	Live	Still	
Delivered by County Midwives	157	-	-	-	157
Hospitals and nursing homes, and transfers in (domiciliary)	3	-	1332	18	1353
Total notifications received	160	-	1332	18	1510
Deduct outward transfers	1	-	-	-	1
Total adjusted births	159	-	1332	18	1509

Analysis of Institutional Births

Hospitals

1328

18

Maternity Homes

2

-

Nursing Homes

2

-

Total

1332

18

Hospitals

Doncaster Maternity Hospital

1285

17

Montague, Mexborough

21

1

Manygates, Wakefield

5

-

Jessops, Sheffield

3

-

Sheffield City General

1

-

Kilton Hospital

1

-

Southmoor General Hospital

3

-

King's Mill Hospital, Sutton-in-

1

-

Ashfield

Moorgate, Rotherham

8

-

1328

18

Maternity Homes

Listerdale

2

-

2

-

Nursing Homes

Claremont Nursing Home

2

-

2

-

Details of Deliveries				Total No. of cases
Dr. Not Booked		Dr. Booked		
Present	Not Present	Present	Not Present	
1	3	22	130	156*

* One set of twins by County Midwives.

A.	No. of cases delivered in Hospital, discharged home and nursed by County Domiciliary Midwives.	649
1.	At forty-eight hours.	150
2.	After forty-eight hours and including fifth day.	393
3.	After fifth day but before tenth day.	106
B.	Ante-Natal Visits.	3047
C.	Post-Natal Visits.	8415

Despite the rise in Birth Rate there was a further fall in the number of domiciliary confinements. There was an increase in the number of early discharges from the maternity hospital mostly between the third and fifth days after delivery. The policy of early discharge places a load on the domiciliary midwife and this is reflected by the increase of post-natal work carried out.

Though merging of the Doncaster County Borough domiciliary midwifery service has now taken place with the hospital there are still no plans to carry out a similar exercise with the West Riding staff though preliminary discussions on this subject will take place in 1971. Domiciliary midwifery is in my opinion vitally important particularly with regard to ante-natal supervision of the mother, which should not become neglected.

PREMATURE BIRTHS - R. D. C.

Birth Weight	Total Born				No. who died under 28 days		No. who survived 28 days
	Dead		Alive				
	At Home	At Hosp.	At Home	At Hosp.	At Home	At Hospital	
Under 3 lbs.	-	2	-	9	-	6	3
3-4 lbs.	-	1	2	16	1	5	12
4-5½ lbs.	-	10	2	63	-	2	63
Total	-	13	4	88	1	13	78

MEDICAL AIDS

During the year there were no requests to a doctor by a midwife for medical aid.

There has been a reduction in the number of premature births from 1969, and with better ante-natal care one would hope to see a further reduction in this figure along with the number of still births.

ANALGESIA AND TRILENE

	Pethidine Alone	Trilene Alone	With Pethidine
Number of cases where analgesia was administered by County Council Midwives	14	42	81

ANTE-NATAL CLINICS (LOCAL AUTHORITY)

There are no local authority ante-natal clinics. General practitioners hold clinics in four County Clinics assisted by our midwives. Also midwives attend at three doctors' surgeries at ante-natal sessions. Relaxation and mothercraft classes are held by county midwives and details are as follows:

No. of clinics	7
No. of sessions	245
No. of women attending	366
No. of attendances	1509

NOTIFIED BIRTHS AND INFANT DEATHS - 1970

Area	Live Births and transfers in			Still Births			Total live and still births	Less trans- fers out	Nett total L & S births	Infant deaths
	Dom.	Inst.	Total	Dom.	Inst.	Total				
Adwick-on-Deerne	-	3	3	-	-	-	3	-	3	-
Alverley	-	-	-	-	-	-	-	-	-	-
Armthorpe	14	182	196	-	4	4	200	-	200	4
Askern	19	95	114	-	3	3	117	1	116	5
Austerfield	1	3	4	-	-	-	4	-	4	1
Awkley	-	11	11	-	-	-	11	-	11	-
Barnburgh	2	13	15	-	-	-	15	-	15	-
Barnby Dun	6	37	43	-	1	1	44	-	44	1
Bawtry	2	21	23	-	-	-	23	-	23	1
Blaxton	1	4	5	-	-	-	5	-	5	-
Braithwaite	-	1	1	-	-	-	1	-	1	-
Braithwell	-	11	11	-	-	-	11	-	11	-
Burghwallis	1	1	2	-	-	-	2	-	2	-
Branton	-	7	7	-	2	2	9	-	9	1
Brodsworth	1	1	2	-	-	-	2	-	2	-
Bramwith Woodhouse	-	-	-	-	-	-	-	-	-	-
Clifton	-	3	3	-	-	-	3	-	3	-
Clayton	-	6	6	-	-	-	6	-	6	-
Cadeby	1	1	2	-	-	-	2	-	2	-
Campsall	10	25	35	-	-	-	35	-	35	2
Cusworth	-	1	1	-	-	-	1	-	1	-
Edenthorpe	7	85	92	-	1	1	93	-	93	-
Edlington	23	184	207	-	1	1	208	-	208	12
Cantley Village	-	1	1	-	-	-	1	-	1	-
Fenwick	-	-	-	-	-	-	-	-	-	-
Finningley	2	49	51	-	-	-	51	-	51	-
Hampole	-	-	-	-	-	-	-	-	-	-
Hatfield	2	13	15	-	1	1	16	-	16	-
Hickleton	-	3	3	-	-	-	3	-	3	-
Hooton Pagnell	-	-	-	-	-	-	-	-	-	-
Haywood	-	-	-	-	-	-	-	-	-	-
High Melton	1	2	3	-	-	-	3	-	3	1
Kirk Sandall	8	39	47	-	-	-	47	-	47	-
Loversall	-	3	3	-	-	-	3	-	3	1
Marr	1	1	2	-	-	-	2	-	2	-
Moss	-	-	-	-	-	-	-	-	-	-
Micklebring	-	2	2	-	-	-	2	-	2	-
Norton	6	33	39	-	-	-	39	-	39	1
Old Denaby	-	4	4	-	-	-	4	-	4	-
Pickburn	-	-	-	-	-	-	-	-	-	-
Thorpe-in-Balne	-	2	2	-	-	-	2	-	2	-
Ravenfield	-	-	-	-	-	-	-	-	-	-
Rossington	22	179	201	-	3	3	204	-	204	3
Scawsby	4	111	115	-	1	1	116	-	116	2
Skelbrooke	-	1	1	-	-	-	2	-	2	-
Sutton	1	1	2	-	-	-	1	-	1	-
Sprotbrough	14	121	135	-	1	1	136	-	136	1
Wilsic	-	1	1	-	-	-	1	-	1	-
Sunnyfields	-	1	1	-	-	-	1	-	1	-
Wadworth	3	11	14	-	-	-	14	-	14	-
Warmsworth	8	59	67	-	-	-	67	-	67	2
Total	160	1332	1492	-	18	18	1510	1	1509	38

ANTE-NATAL AND CHILD WELFARE CLINIC SESSIONS

	MONDAY	TUESDAY	WEDNESDAY	THURSDAY	FRIDAY
ARMTHORPE Mere Lane.	am Speech Therapy		Relaxation	Inf. Welfare. Immunisation (fortnightly).	
ASKERN Baptist Chapel, Sutton Road.	am pm		Chiropody (alternate) Speech therapy.	Immunis'n. (monthly)	
BAWTRY 5 South Avenue	pm Infant Welfare. Immunisation, Infant Welfare. Immunis'n (monthly).		Relaxation.	Relaxation.	
CAMPSALL Park Drive	pm Infant Welfare. Immunis'n (monthly).		Immunis'n (monthly)	Relaxation.	Family Planning.
KIRK SANDALL Dentons Green La.	pm Toddlers (monthly)		Infant Welfare. Relaxation.	Infant Welfare. Immunis'n. (monthly)	Chiropody. Chiropody.
EDLINGTON Broomhouse La.	am G. P. Surgery. Infant Welfare.	G. P. Surgery. Chiropody. Speech therapy.	G. P. Surgery.	G. P. Surgery.	G. P. Surgery. Immunis'n (monthly)
ROSSINGTON Nelson Road	pm Infant Welfare. G. P. Surgery. G. P. Surgery.	Family Planning. G. P. Surgery. G. P. Surgery.	Relaxation. G. P. Surgery. Toddlers (monthly) G. P. Surgery.	Ante-natal (G. P.) G. P. Surgery. G. P. Surgery.	Ante-natal (G. P.) G. P. Surgery. G. P. Surgery.
SCAWSBY Barnsley Road	am G. P. Surgery.	G. P. Surgery.	Relaxation. Immunis'n. (monthly) G. P. Surgery.	Ante-natal (G. P.) G. P. Surgery.	Ante-natal (G. P.) G. P. Surgery.
SPROTTEROUGH Richmond Hill	pm G. P. Surgery.	Infant welfare. G. P. Surgery.	Infant welfare. G. P. Surgery.	Relaxation. G. P. Surgery.	Ante-natal (G. P.) G. P. Surgery. Chiropody.
MOBILE CLINIC NO. 2. Alternate weeks	am pm	Inf. welfare. Immunisation. (fortnightly) Toddlers (alternate) Pickburn, Hooton P., Scawsby (Green Lane), Clayton, Barnburgh, Harlington (monthly) a. m. (alt.) Braithwell p. m. (alt.)	Inf. welfare. Immunisation. (fortnightly) Toddlers (alternate) Pickburn, Hooton P., Scawsby (Green Lane), Clayton, Barnburgh, Harlington (monthly) a. m. (alt.) Braithwell p. m. (alt.)	Relaxation. Chiropody. Branton, Awkley, Blaxton a. m. (alt.) Old Denaby p. m. High Melton Hill, Cadeby (alt.)	Edenthorpe a. m. (alt.) Wadworth, High Melton Village, Sprotbrough p. m. (alt.)

CHILD WELFARE CENTRES - RURAL DISTRICT COUNCIL - 1970

Name of Centre	No. of Infant Welfare Sessions held during the year	No. of children who attended during the year who were born in			Total No. of children who attended during year	No. of attendances during the year made by children who at the date of attendance were born in			Total Attendances during the year
		1970	1969	1965-68		1970	1969	1965-68	
Armthorpe	52	179	154	117	450	1369	1227	658	3254
Askern	49	98	81	64	243	1073	963	482	2518
Bawtry	48	38	44	23	105	231	306	72	609
Campsall	51	67	50	51	168	641	633	362	1636
Edlington	46	171	126	32	329	1422	949	147	2518
Kirk Sandall	52	101	16	29	146	1188	965	677	2830
Rossington	49	167	86	15	268	1906	922	236	3064
Scawsby	52	144	119	57	320	1806	1623	1221	4650
Sprotbrough	52	98	66	111	275	1410	1061	1440	3911
Warmsworth	46	51	37	39	127	408	509	350	1267
Finningley R. A. F.	48	64	71	25	160	433	396	67	896
Mobile clinic	374	188	186	122	496	1286	1704	1084	4074
Total	919	1366	1036	685	3087	13173	11258	6796	31227

VISITS MADE BY HEALTH VISITORS

DONCASTER RURAL DISTRICT ANNUAL RETURN 1970

HEALTH VISITING AND TUBERCULOSIS VISITING

Cases visited by Health Visitors	No. of cases (i. e. first visits)
1. Total number of cases	8169
2. Children born in 1970.	1471
3. Children born in 1969.	1393
4. Children born in 1965-8.	2882
5. Total number of children in lines 2-4	5746
6. Persons aged 65 or over (excluding "domestic help only" visits)	642
7. Mentally disordered persons.	26
8. Persons, excluding maternity cases discharged from hospital (other than mental hospitals)	50
9. Number of tuberculosis households visited (i. e. visits by H. V. 's not employed solely on tuberculosis work)	36
10. Number of households visited on account of other infectious disease.	41
11. Expectant mothers.	215
12. Home Helps.	-
13. Other visits.	1413

CHILD WELFARE

The attendances at infant welfare clinics have increased this year, particularly in the age groups 2-5 years. This was largely due to the developmental assessments being carried out in this division by health visitors which is now being done throughout the West Riding. The assessment of a child's development at different ages has not only detected deviations from the normal at an early stage but has also afforded the Health Visitor an opportunity to inform and discuss with the mother a child's normal development physically and mentally. Particular attention is paid to hearing and vision, for these defects usually require early treatment.

The work of the Health Visitor is not only concerned with children but the prevention and early detection of illness in the whole family.

In the field of geriatrics the Health Visitor will undoubtedly have a role to play in the prevention and early detection of disease and the mobilisation of domiciliary services for the more infirm. In any community health service of the future the health visitor will be a key worker in a community health team.

SALE OF WELFARE FOOD 1970

Clinic	National Dried Milk		Cod Liver Oil		Vitamin A & D tablets		Orange Juice	
	Sold	Free	Sold	Free	Sold	Free	Sold	Free
Armthorpe	186	-	157	12	197	4	2591	34
Askern	103	13	107	-	166	-	1593	-
Bawtry	29	-	37	-	52	-	771	-
Campsall	21	-	17	-	42	-	439	-
Edlington	158	25	68	4	84	-	1840	19
Finningley	68	-	56	-	89	-	624	-
Kirk Sandall	2	-	106	4	118	-	2577	23
Rossington	138	52	149	41	143	2	2603	153
Scawsby	36	-	85	-	177	-	2508	-
Sprotbrough	69	-	109	2	184	1	2784	23
Warmsworth	1	-	37	-	51	-	1627	-
Total for Rural District	811	90	928	63	1303	7	19957	252
Total for Division	1186	242	1356	70	1880	7	27762	255

There was a rise in the sale of national dried milk during 1970 but sales of this commodity varies from year to year. There was also a rise in sales of vitamins A and D tablets and orange juice which is extremely popular.

There was, during the year, an increase in the amount of free welfare food distributed.

Voluntary helpers were again a great assistance in the clinics and some groups sell a wide variety of baby foods.

DOMESTIC HELP

There was an increase in the number of hours worked by Home Helps in the West Riding Health division and in the rural district in 1970. The Home Help Organiser appointed in 1969 had done a great deal to distribute the service evenly throughout the area but was so overwhelmed with work that she had no time to plan the training of Home Helps. Later in 1970 she was joined by two assistants which has eased the strain considerably and enabled a closer supervision of help to be undertaken.

This valuable and much appreciated service became part of the Social Services Department on 1st July 1971, where it will continue to prove its worth. As part of a Social Services Department it may be called upon to do more work in the homes of problem families. This could only be undertaken with detriment to the elderly if no more hours are allocated to the service in the area. This change of role in the Home Help service will serve to emphasise the need for training of the Home Help and for the need to increase the mobility of Home Helps, particularly in scattered rural districts.

Classification of cases	Division		Tickhill U. D. C.		Adwick-le-Street U. D. C.		Bentley-with-Arksey U. D. C.		Doncaster R. D. C.	
	No. of cases	Hours worked	No. of cases	Hours worked	No. of cases	Hours worked	No. of cases	Hours worked	No. of cases	Hours worked
Maternity	7	171	1	28	-	-	1	20	5	123
Chronic sick and T. B. under 65 years	88	11601	1	206	23	3283	26	3097	38	5015
Aged 65 years and over	1302	167557	28	3636	323	41992	272	33476	679	88453
Others	20	1694	-	-	2	225	3	491	15	978
Total	1417	181023	30	3870	348	45500	302	37084	737	94569

All Home Nurses are now attached to general practitioners and carry out all domiciliary nursing in the practice to which they are attached. The exception to this is where practitioners cross the county boundary with Doncaster County Borough and Nottinghamshire. At present discussions are taking place to permit a nurse to cross boundaries to deal with patients in the same practice and so avoid some confusion which can take place.

Attachment of nurses to general practices has been successful and valuable and has helped to give a better service to the patient. With greater emphasis on community care there is every likelihood of an expansion of this service particularly as more sophisticated equipment becomes available.

I have been surprised recently to learn that members of the nursing profession did not realise that the District Nurse was a State Registered Nurse who had undertaken further specialised training.

The elderly in the community again provided this service with most of the work and will surely continue to do so in the future. The role of the nurse is not only to do nursing in the home but to train relatives in the simple nursing procedures to help them to look after the ill and infirm.

DONCASTER RURAL DISTRICT

ANALYSIS OF CASES COMPLETED DURING YEAR 1970 EXCLUDING CASES STILL UNDER TREATMENT ON 31ST DEC. 1970

Age Group	Classification of cases (completed cases only)						Total
	Medical	Surgical	Infectious diseases	Tuberculosis	Maternal complications	Other	
0 - 4	4	18	-	-	-	-	22
5 - 14	2	23	-	-	-	-	25
15 - 44	47	85	3	-	34	-	169
45 - 64	108	94	1	1	-	-	204
65+	381	81	4	3	-	-	469
Totals	542	301	8	4	34	-	889

Total visits this year including injection visits	Classification of Cases (completed cases only) - Visits						
	Medical	Surgical	Infectious diseases	Tuberculosis	Maternal complications	Other	Total
0 - 4	5	86	-	-	-	-	91
5 - 14	8	238	-	-	-	-	246
15 - 44	512	1562	99	-	292	-	2465
45 - 64	1878	1834	44	2	-	-	3758
65+	8003	1538	38	34	-	-	9613
Totals	10406	5258	181	36	292	-	16173

SUMMARY OF TOTAL CASES DEALT WITH DURING THE YEAR

(i. e. cases completed during year plus cases still under treatment on 31st December 1970)

Classification	No. of cases attended by Home Nurses during the year	No. of visits made by Home Nurses during the year
(1) Medical	822	24910
(2) Surgical	346	7513
(3) Infectious Diseases	8	181
(4) Tuberculosis	6	129
(5) Maternal complications	35	293
(6) Other	1	10
Totals	1218	32936
Patients included in above who were aged 65 or over at the time of first visit during the year	703	21354
Children included in above who were under 5 years of age at the time of first visit during the year	25	143
Patients included in above who have had more than 24 visits during the year	377	25581

CHIROPODY SERVICE

National Health Service Act 1946 (Section 28)

This service has continued to expand as it fulfils an ever growing need. The voluntary secretaries who continued to administer some clinics did a great deal of valuable work, and deserve the thanks of the beneficiaries of the service and the staff of the Divisional Health Department.

Correct care of the feet, particularly in the elderly with a failing circulation, is essential if mobility is to be maintained and serious infection of the feet avoided.

The scheme provides for free treatment to be given to persons in the following categories:

1. AGED - Persons of pensionable age (men over 65 years and women over 60 years of age).
2. PHYSICALLY HANDICAPPED - A person suffering from a disability directly associated with the need for chiropody treatment, or a handicap which in itself prevents a person from attending to his own feet, e. g. blindness.
3. EXPECTANT MOTHERS

Chiropody treatment is given either at an organised clinic session in premises provided by voluntary association, or in a local authority clinic or by domiciliary treatment on medical grounds. Domiciliary treatment is only recommended where a person cannot get to a clinic as this method is much more costly.

Persons requiring chiropody treatment and who fall in one of the above categories can be referred either to the Divisional Medical Officer, who is responsible for overall supervision of the scheme, health visitor, or to the Secretary of the nearest voluntary association, a list of Secretaries is given below.

Initial approval is given for one year and renewed when necessary with a maximum of six treatments per year. Additional treatments can be authorised by the Divisional Medical Officer where considered necessary.

<u>Clinic</u>	<u>Secretary</u>
Armthorpe (Welfare)	Mrs. Binks, 43 Chestnut Avenue, Armthorpe.
Askern.	Mrs. E. Rice, 32 Airstone Road, Askern.
Bawtry.	Mrs. Winter, 31 Kingswood Close, Bawtry.
Braithwell.	Mrs. F. Houghton, "Mayfield", Doncaster Road, Braithwell.
Edenthorpe.	Mrs. Steptoe, 8 Clovelly Road, Edenthorpe.
Fenwick.	Mrs. M. Hall, Orchard End, Lawn Lane, Fenwick.
Scawsby.	Mrs. D. Wilson, 27 Regent Grove, York Road, Doncaster.
Warmsworth.	Mrs. E. Baldwin, 14 Cecil Avenue, Warmsworth.

DIRECT SERVICE

Persons in the undermentioned areas should be referred either to a health visitor or the Divisional Health Office:

Barnburgh, Hickleton, and Harlington.	
Blaxton, Branton, Awkley, and Finningley.	
Old Denaby.	Norton.
Wadworth.	Campsall.
Edlington.	Kirk Sandall.
Sprotbrough.	Rossington.

ANNUAL RETURN 1970 - CHIROPODY SERVICE

AREA Voluntary Association	Chiroprapist	No. of sess- ions	No. of patients				Total No. treated		No. of treatments				Total No. of treatments	
			Clinic		Domiciliary		P	PH	Clinic		Domiciliary		P	PH
			P	PH	P	PH			P	PH	P	PH		
Armthorpe (Mere Lane)	Mr. J. A. Gymer	34	80	-	35	-	115	-	305	-	151	-	456	-
Askern	Mrs. K. Bellwood	57	113	2	37	1	150	3	431	8	162	5	593	13
Bawtry	Mr. R. G. Mason	28	44	-	29	-	73	-	259	-	150	-	409	-
Braithwell	Mr. J. E. Ashmore	12	19	-	11	-	30	-	77	-	46	-	123	-
Edenthorpe	Mr. J. A. Gymer	11	28	1	5	-	33	1	100	1	19	-	119	1
Fenwick	Mrs. K. Bellwood	6	9	-	-	-	9	-	47	-	-	-	47	-
Warmsworth	Mr. W. Garton	30	62	1	-	-	62	1	276	1	-	-	276	1
Scawsby	Mr. P. Sykes	44	119	1	47	3	166	4	384	1	195	7	579	8
Sub-Total (Voluntary)		222	474	5	164	4	638	9	1879	11	723	12	2602	23
DIRECT SERVICE														
Rossington	Mr. L. Berry	55	145	-	85	1	230	1	448	-	372	3	820	3
Barnburgh and Hickleton	Mr. A. Aldam) Mr. B. Otley)	18	30	-	12	1	42	1	140	-	34	3	174	3
Armthorpe (Clinic)	Mr. J. A. Gymer	26	69	1	-	-	69	1	232	2	-	-	232	2
Blaxton and Auckley	Mr. J. Mason	-	-	-	53	1	53	1	-	-	269	1	269	1
Edlington	Mr. W. Garton	88	160	6	61	2	221	8	756	33	167	4	923	37
Norton and Campsall	Mrs. K. Bellwood	29	61	-	22	1	83	1	242	-	83	7	325	7
Sprothorough	Mr. P. Sykes	26	49	2	46	5	95	7	216	4	240	22	456	26
Old Denaby	Mr. J. A. Gymer	-	-	-	1	-	1	-	-	-	1	-	1	-
Wadworth	Mr. B. Otley	16	26	-	2	-	28	-	141	-	12	-	153	-
Kirk Sandall	Mr. P. Sykes	49	90	1	38	-	128	1	430	5	207	-	637	5
Sub-Total (Direct)		307	630	10	320	11	950	21	2605	44	1385	40	3990	84
Grant Total (Doncaster R. D. C.)		529	1104	15	484	15	1588	30	4484	55	2108	52	6592	107

P - Pensioner

PH - Physically handicapped

MEALS ON WHEELS

The group of volunteers in Rossington known as the Good Neighbours continued to provide a very good luncheon club and meals on wheels service. The enthusiasm of the workers allied to their kindness and generosity is a model for other voluntary groups. This year of 1970 was the first full year when we had a meals on wheels service based completely on the Top Tray frozen food system. These meals have been an unqualified success and this service, which has been appreciated by the recipients, has worked smoothly and happily due largely to the efforts of Mrs. Buckley and the part-time workers. The meals have not only proved to be appetising but ample and nutritious.

During the year two luncheon clubs at Kirk Sandall and Edlington were started and preparations were being made to hold one at Barnby Dun, using the parish hall. In 1971 there ought to be a further expansion of luncheon clubs which serve a dual purpose of providing a cheap nutritious meal as well as some social activity to elderly people who are frequently lonely and depressed.

Meals delivered

Meals on wheels - total during 1970	19,777
Graham House Luncheon Club from 3. 3. 70.	3,975
Edlington Luncheon Club from 7. 12. 70.	169
	<u>23,921</u>

WARDEN SERVICE

The Housing Department provide a warden service for Council house tenants but the warden service for occupants of private accommodation is administered by the Health Department.

The wardens often cover a wide area and despite the weather call regularly on the elderly people on their list to ensure that they are receiving proper care and attention. I would like to thank these ladies for the conscientious way that they have performed their work, often doing far more than their basic duties and providing the necessary contact with the outside world for those who seldom go further than their own garden.

SCHOOL HEALTH SERVICE

It is difficult to provide a good school health service in this area because of the shortage of medical staff. Much of the work is time consuming, and during the year there was an increase in the number of requests for assessment of children who were demonstrating learning difficulties. These examinations are usually done in school holidays to enable the task of routine examinations to be achieved. If an increased demand on a service is an indication of success then I can safely say the present school health service in the area is doing useful work.

During 1970 the need for an assessment centre for young children became more obvious. Unfortunately the provision of a building is in itself inadequate if it is not fully staffed by specialist teachers, educational psychologists, speech therapists and other ancillary workers for frequently it is only by a prolonged period of observation that an accurate assessment of a handicapped child can be made and a decision taken on the optimum method of education.

During 1970 talks were given by school health staff to pupils on a variety of subjects but the problems of soft drugs, venereal disease, and smoking were topics most frequently discussed.

Talks on the work of the School Health Service were also given to student teachers at the Scawsby College of Education as part of their syllabus, in which it was emphasised that education in health was not a separate subject on its own but an integral part of all subjects.

SPECIALIST CLINICS

Specialist clinics are held for all children suffering from orthopaedic defects and defective vision.

Appended is a list of such clinics held during the year, for all children in the Division.

(a) Refraction - Mr. Marshall and Dr. Hussain.

Clinics held at Chequer Road, Doncaster.

No. of sessions.	91
No. of children referred.	1545
No. of children attended.	1062
Glasses prescribed.	239
Treatment required.	251
For re-examination.	824
Referred for operation.	4

(b) Orthopaedic - Mr. Maitland Smith.

Clinics are held bi-monthly at Doncaster Royal Infirmary.

No. of sessions.	10
------------------	----

	<u>Pre-school children</u>	<u>School children</u>
No. of individual patients seen by the consultant, including those continuing attendance from the previous year	30	34

No. of above:

(1) Referred for operative treatment as short stay cases only.	-	3
--	---	---

(2) Recommended treatment by
orthopaedic nurse or
physiotherapist:

(i) at treatment centres	-	1
(ii) domiciliary	15	7

	<u>Pre-school children</u>	<u>School children</u>
(3) No. of children who obtained operative treatment	-	-
(4) Total number of attendances at consultant clinic	45	44

(c) Paediatric

This service for the first year was no longer a separate service from that provided at Doncaster Royal Infirmary and I am pleased to report a continued good relationship with the Paediatric Department.

Audiology Clinic

Report for the year 1970

No. of sessions	33
<u>No. of individual children attending</u>	
(a) Referred for first time in year	80
(b) Also attended in previous year	<u>50</u>
	<u>130</u>
No. of attendances	143

Ages of children referred (new cases)

Under 1 year	2
1 to 2 years	9
2 to 5 years	13
5 to 8 years	34
8 to 11 years	15
Over 11 years	<u>7</u>
	<u>80</u>

Results of investigation

No. of children with significant hearing loss	61
No. of children without significant hearing loss	60
No. not yet diagnosed	9

Recommendations

Hearing aid recommended	10
To sit in front of class	10
Speech therapy	6
School for deaf	2
School for partially hearing	1
Referred to E. N. T. Clinic	31
Referred to psychologist	28
For supervision by peripatetic teacher	23
Referred to child guidance clinic	-
Trial - deaf school nursery	12

The importance of detecting deafness as early as possible cannot be over-emphasised and the work of this clinic continued to expand.

Speech Therapy

During the year two part-time speech therapists were employed in the division giving a total of eight half day sessions. Two sessions were allocated to the Anchorage School for the Educationally Sub-Normal where there were particular problems and clinics were held weekly at Edlington, Askern, and Armthorpe in the rural district, as well as Scawthorpe Clinic and the Divisional Offices at Station Road, Doncaster.

Child Guidance

No. of sessions during the year	219	Boys	Girls	Total
No. of new cases seen during the year		62	36	98
Referred from previous year		99	45	144
Re-opened cases		8	3	11
Discharged or admitted for residential treatment		78	51	129
Cases carried forward		91	33	124

Total number of pupils treated 174

Total number of attendances 1311

During the year 219 sessions were held at Woodlands. The number of attendances have increased and the number on the register has also shown a rise.

Because of the great demand for this service the staff of the clinic were quite overwhelmed to the detriment of the work done, for insufficient time is available to deal with each child and family adequately. There is more than enough work in this area for a full-time child psychiatrist and two educational psychologists with supportive help of a psychiatric social worker and other social workers. Until this is provided the Child Guidance Service will continue to merely scratch the surface of the problem.

This service is also handicapped by inadequate accommodation and I hope that a remedy to this will be seen in 1971 and provision made for more central and spacious premises.

A. B. C. G. Routine Vaccination of School Children (Division)

1. Acceptances

- | | | |
|-----|--|------|
| (a) | No. offered vaccination. | 2767 |
| (b) | No. found to have been vaccinated previously | 71 |
| (c) | No. of acceptors | 2689 |
| (d) | Percentage of acceptances | 99.7 |

2. Pre-vaccination Tuberculin Test

- | | | |
|-----|------------------------|------|
| (a) | No. of children tested | 2326 |
| (b) | Result of test:- | |

	<u>Heaf Test</u>	<u>Mantoux Test</u>		
(i) Positive	20	78		
(ii) Negative	389	1647		
(iii) Not ascertained	51	141		
			Total	2326
(c) Percentage positive	4.9	4.5		
			Total	4.8

3. Vaccination

(a) Following negative Heaf Test	389
(b) Following negative Mantoux Test	1647
	Total 2036

This vaccination is normally carried out using an "Intrajet" which injects the measured dose without a needle. This method is rapid and painless producing few adverse reactions and a high immunity lasting 10 to 15 years. The vaccination programme has in the past contributed to the control of tuberculosis in this country.

B. C. G. VACCINATION - CONTACT SCHEME

Details of B. C. G. Vaccination of contacts undertaken by Chest Physicians on behalf of the County Council during the year ended 31st December 1969.

	Age (years)			Total
	0-4	5-15	16+	
<u>Pre-vaccination Skin Test</u>				
No. skin tested	16	37	23	76
No. found positive	1	7	14	22
No. found negative	15	30	9	54
<u>No. vaccinated</u>	28*	9	3	40
* Including 21 not skin tested				

As well as the routine programme of vaccination the chest physician also vaccinates those who are contacts of cases of tuberculosis and so give them positive protection against this disease.

4. Cleanliness Inspections

These inspections which are usually done by trained nurses who are assistants to health visitors are still necessary in most schools, though in comprehensive schools the inspections are in the form of "spot checks" of small groups. There exists in many schools children who are repeatedly infested despite intensive eradication measures in the families and in these cases there is frequently a need for intensive educative measures and support of the parents.

Periodic Medical Examination of School Children

Age Groups Inspected (by year of birth)	No. of pupils who received medical examination	Physical Condition	
		Satisfactory	Unsatisfactory
1966 and later	8	8	-
1965	657	657	-
1964	1435	1434	1
1963	478	478	-
1962	228	228	-
1961	524	524	-
1960	250	250	-
1959	117	115	2
1958	60	60	-
1957	23	23	-
1956	1025	1025	-
1955 and earlier	752	752	-
Total	5557	5554	3

Fewer children were examined during the year because of the continued policy of selective medical inspection at the age of nine which enables more time to be spent on fewer examinations.

Special Examinations at Divisional Health Office and Child Welfare Clinics

A. CHILDREN

For absenteeism	39
For special school	161
For physical examination	131
For child guidance	21
Freedom from infection	35
Bewerley Park examinations	90
For I. Q. examinations	120
Care and guidance	18
Part-time employment	47
National child development study	10

B. ADULTS

Canteen workers, cleaners etc.	271
Nursery nurse examinations	6
Training college entrants	97
Superannuation examinations for all departments	78
Scawsby Teachers' Training College examinations	133

Day Care of Children Under 5 Years of Age

There has been an increase in the number of premises registered for Play groups and also of registered Child Minders during the year but the responsibility for Day Care passed to the Social Services Department on 1st April 1971.

1. Day Nurseries - National Health Service Act 1946

Nil.

2. Nursery Schools and Nursery Classes - Education Act 1944

There are no nursery schools.

There are 16 nursery classes at 15 schools in the area as follows:

Highfields Junior Mixed and Infants.
Woodlands Infants.
Adwick Washington Infants.
Owston - Skellow Infants.
Carcroft Park Lane Infants.
Bentley New Village Infants.
Bentley Toll Bar Junior Mixed and Infants.
Bentley Cooke Street Infants.
Scawthorpe Castle Hills Infants - (2 classes).
Askern Sutton Road Infants.
Sprotbrough Richmond Hill Infants.
Sprotbrough Orchard Infants.
Finningley Hayfield Lane Infants.
Edlington Victoria Infants.
Edlington Hill Top Infants.

3. (a) Play Groups - Nurseries and Child Minders Regulation Act 1948

There are 20 premises registered for Play Groups providing a total of 526 places.

Edlington	St. John's Baptist Hall.	25 - 2 sessions weekly
Edlington	Granby Social Club.	25 - 2
Barnby Dun	Parish Hall.	25 - 3
*Scawsby	St. Leonard's Hall.	*75 - 9
Sprotbrough	Community Centre.	25 - 2
Rossington	St. Luke's Church Hall.	24 - 2
Rossington	Methodist Church Hall.	20 - 4
Kirk Sandall	Church Hall.	25 - 3
Edenthorpe	Sports Pavilion	25 - 2
Barnburgh	Parochial Church Hall.	25 - 2
Bawtry	Methodist School Room	25 - 2
Armthorpe	Miners Welfare Hall	25 - 2
Askern	School Youth Club - Selby Road	25 - 2
Norton	Mission Hall	25 - 2
Tickhill	Methodist Church Schoolroom	25 - 3
Scawthorpe	St. Luke's Church	12 - 2
Bentley	Central Methodist Hall	25 - 2
Arksey	Old School Youth Club	25 - 2
Carcroft	Methodist Church Hall	25 - 1
Warmsworth	Youth Centre - Mill Lane	20 - 5
* Scawsby - 3 different groups use St. Leonard's Hall.		<u>526 - 54</u>

3. (b). There are 21 registered Child Minders providing places for 47 children.

NOTIFIABLE INFECTIOUS DISEASES 1970

(other than Tuberculosis)

AGE AND SEX INCIDENCE

Arranged in the manner prescribed by the Registrar General

Whooping Cough

Age Group	Male	Female
Under 3 months	-	1
3 months	1	1
6 months	1	2
9 months	-	-
1 year	-	1
2-4 years	2	5
5-9 years	-	-
10-14 years	-	-
15-19 years	-	-
20-24 years	-	-
25-34 years	-	-
35-44 years	-	-
45-54 years	-	-
55-64 years	-	-
65-74 years	-	-
75 and over	-	-
Age unknown	-	-
Total	4	10

Infective Jaundice

Age Group	Male	Female
Under 1 year	-	-
1 year	-	-
2-4 years	-	2
5-9 years	6	3
10-14 years	2	4
15-19 years	1	2
20-24 years	-	-
25-34 years	2	2
35-44 years	-	-
45-54 years	-	-
55-64 years	-	-
65-74 years	-	-
Total	11	13

Age Group	Scarlet Fever		Acute meningitis due to infection with unspecified organisms		Acute Poliomyelitis				Measles		Dysentery		Puerperal Pyrexia		Paratyphoid "B"		Meningococcal infection	
					Paralytic		Non-Paralytic											
	M	F	M	F	M	F	M	F	M	F	M	F	M	F	M	F	M	F
Under 1 year	-	-	-	-	-	-	-	-	8	8	1	-	-	-	-	-	-	-
1 year	1	1	-	-	-	-	-	-	11	9	1	-	-	-	-	-	-	-
2 years	2	1	1	-	-	-	-	-	22	13	-	1	-	-	-	-	-	-
3 years	-	1	-	-	-	-	-	-	17	6	-	1	-	-	-	-	-	-
4 years	9	1	-	-	-	-	-	-	21	15	-	1	-	-	-	-	-	-
5-9 years	17	21	-	-	-	-	-	-	33	34	-	-	-	-	-	-	-	-
10-14 years	5	3	-	-	-	-	-	-	1	1	-	-	-	-	-	-	-	-
15-24 years	2	-	-	1	-	-	-	-	-	-	-	-	-	-	-	-	-	-
25 and over	-	-	-	-	-	-	-	-	-	-	1	-	-	-	-	-	-	-
Age unknown	-	-	-	-	-	-	-	-	-	-	-	-	-	-	-	-	-	-
Total	36	28	1	1	-	-	-	-	113	86	3	3	-	-	-	-	-	-

There was a decrease in all notifiable infectious diseases in 1970, compared with the previous year, and I hope to see a rapid decrease in the number of measles notified in future years now that an effective vaccine is available. Infective jaundice has been mild during the year and there have been no epidemics of this troublesome illness which can frequently produce serious complications.

TUBERCULOSIS

Age Group	New Cases				Deaths			
	Respiratory		Other		Respiratory		Other	
	M	F	M	F	M	F	M	F
Under 1 year	-	-	-	-	-	-	-	-
1 year	-	-	-	-	-	-	-	-
2-4 years	-	-	-	-	-	-	-	-
5-9 years	-	-	-	-	-	-	-	-
10-14 years	-	1	-	-	-	-	-	-
15-19 years	-	-	-	-	-	-	-	-
20-24 years	4	1	-	-	-	-	-	-
25-34 years	-	1	-	-	-	-	-	-
35-44 years	-	-	-	-	-	-	-	-
45-54 years	1	-	1	-	-	-	-	-
55-64 years	1	-	-	-	1	-	-	-
65-74 years	3	-	-	-	-	-	-	-
75 and over	-	-	-	-	2	-	-	-
Total	9	3	1	-	3	-	-	-

CARE AND AFTER CARE OF TUBERCULOSIS AND CHEST CONDITIONS

A special Committee for this purpose has been established for some years. The Committee consists of lay members and representatives of the Medical Officers of Health in Doncaster and district. Financial assistance is given to the Committee by the West Riding County Council and the Doncaster County Borough.

It has been possible to help many cases with clothing, bedding, etc. This Committee carries out most useful work and the advice of the health visitor is always available.

On the recommendation of the consultant physician, milk is provided free to all active tuberculosis patients, though I feel that this is an anachronism which could easily be stopped and the money used for other relief purposes.

(a) No. of patients receiving extra nourishment at 31st December 1969	15
(b) No. of patients granted extra nourishment during the year	3
(c) No. of grants discontinued	6
(d) No. of patients receiving extra nourishment at 31st December 1970	12
(e) Total orders issued in 1970	72

PROBLEM FAMILIES

A co-ordinating committee, of which I am the Chairman, meets regularly during which particular problems are fully discussed. Most of the work in this field is settled at informal sub-committee meetings with the officials concerned in a case, when the best practicable means of helping a family are considered and the work of departments co-ordinated. This has often saved a great deal of work and unnecessary visiting of families. This work will form a major item of the workload of the new Social Services Department.

Problem Families Register

Old cases brought from 1969	22
New cases during 1970	17
	<u>39</u>
Cases removed from register during 1970	<u>3</u>
Cases on register 31st December 1970	36
	<u> </u>

CERVICAL CYTOLOGY

Details of smears taken during 1970

Clinic	No. of sessions held during year	No. of patients attending for first time during year	Total No. of smears taken	No. of patients with positive smears	Referred to G. P. with breast tumours
Armthorpe	9	154	154	-	3
Askern	5	96	96	-	2
Bawtry	1	19	19	-	-
Campsall	5	56	56	-	1
Edlington	15	287	289	1	7
Kirk Sandall	3	51	51	-	-
Rossington	13	177	177	-	1
Scawsby	6	94	94	-	1
Sprotbrough	5	92	92	-	4
Total	62	1026	1028	1	19

There was a further increase in the number of women attending for this examination but only one was found to have a positive smear. The value of this examination is not only in the detection of cancer of the neck of the womb but in the discovery of other minor gynaecological abnormalities and the higher incidence of breast tumours.

Recent work done in Aberdeen has shown that an enthusiastic policy of cervical cytology can reduce the death rate from this dreaded disease in women.

I am pleased to note a reduction in the waiting list, but there are still far too few women in the high risk groups attending for this examination which is painless, re-assuring and may even be life saving.

MENTAL HEALTH SERVICES (DIVISION)

This service continues to function well. During the year 389 mentally ill and sub-normal cases were referred to the three Mental Welfare Officers and 174 of these were admitted to hospital and hostel.

Section 60.	(Court Order)	1
Section 25.	(Observation)	39
Section 26.	(Treatment)	1
Section 29.	(Emergency)	21
Section 5.	(Informal)	87
Short stay care		18
Permanent care		3
W. R. C. C. Hostel		1
Other hostels		3
Total		174

The staff of Mental Welfare Officers increased from three to four is still inadequate for the needs of this Division if the Welfare Officer is to give support and guidance, and aid rehabilitation of the mentally ill. Dealing with mentally sick people is a difficult task often hindered by lack of understanding by the relatives and the public of mental illness and frequently time consuming. I only hope that the inclusion of this service in the new Social Services Department in 1971 will provide the necessary stimulus to the work of prevention of mental illness and the need for a closer supervision after treatment with a link up to the hospital services.

No. on Register at 31st December 1970 - Adwick-le-Street

Males		Females	
Under 16	16 years and over	Under 16	16 years and over
27	30	25	38
57		63	
120			

DETAILS OF ALL DIVISIONAL PATIENTS AT TRAINING CENTRES

Area	Adwick T.C.		Wath T.C.		Maltby T.C.		Doncaster C.B. T.C.		Total
	M	F	M	F	M	F	M	F	
Doncaster R. D.C.	31	27	-	2	3	3	1	1	78
Adwick-le-Street U. D.C.	14	13	-	-	-	-	-	-	27
Bentley-with-Arksey U. D.C.	10	11	-	-	-	-	-	-	21
Tickhill U. D.C.	2	-	-	-	-	-	-	-	2
Divisional Total	57	61	-	2	3	3	1	1	128
Thorne R. D.C.	-	2	-	-	-	-	-	-	2
Total	57	63	-	2	3	3	1	1	130

I was disappointed when no obvious progress was made to provide the much needed extensions to this centre which is seriously overcrowded. The delay in providing the proposed extensions was due to engineering difficulties unassociated with the West Riding County Council who were anxious to proceed.

In 1971 the centre passes out of the administrative control of the health department when the junior centre goes to the Education Department and the senior wing to the Social Services Department. The transfer of the junior wing to the Education Department can only act as a stimulus to seek new education methods for mentally handicapped children and in the long term can be regarded as a sensible measure.

The Health Department of the West Riding will continue to provide medical supervision of the trainees in the centre after the transfer.

Divisional Figures - Bentley-with-Arksey U. D. , Adwick U. D. ,
Doncaster R. D. , and Tickhill U. D.

Care and Guidance 1970

Mentally Handicapped				Severely Mentally Handicapped				Mentally Ill				Elderly Mentally Infirm		Psyco-pathic		Total	
Under 16		Over 16		Under 16		Over 16		Under 16		Over 16		M	F	M	F	M	F
M	F	M	F	M	F	M	F	M	F	M	F						
16	22	59	68	11	12	14	15	-	1	90	118	7	20	1	-	198	256
																454	

Patients referred during 1970

Referred By	Mentally Handicapped				Severely Mentally Handicapped				Mentally Ill				Psyco-pathic				Total	
	Under 16		Over 16		Under 16		Over 16		Under 16		Over 16		Under 16		Over 16		M	F
	M	F	M	F	M	F	M	F	M	F	M	F	M	F	M	F		
General Practitioners	-	-	-	-	-	-	-	-	-	1	36	47	-	-	-	-	36	48
Hospital - In Patients	-	-	-	1	-	-	-	-	-	-	25	41	-	-	1	-	26	42
Hospital - Out Patients	-	-	-	-	-	-	-	-	-	-	-	-	-	-	1	-	1	-
Education Departments	12	8	-	-	-	-	-	-	-	-	-	-	-	-	-	-	12	8
Police and Courts	-	-	-	-	-	-	-	-	-	-	14	6	-	-	-	-	14	6
Other Sources	1	-	3	3	-	-	-	-	-	-	60	129	-	-	-	-	64	132
Total	13	8	3	4	-	-	-	-	-	1	135	223	-	-	2	-	153	236
																389		

VACCINATION AND IMMUNISATION

Vaccination of persons under age 16 completed during 1970

Table 1 - Completed Primary Courses - Number of persons under age 16

Type of vaccine or dose	Year of birth					Others under age 16	Total
	1970	1969	1968	1967	1963- 1966		
1. Quadruple DTPP	-	-	-	-	-	-	-
2. Triple DTP	17	1015	397	7	10	1	1447
3. Diphtheria/Pertussis	-	-	1	-	-	-	1
4. Diphtheria/Tetanus	-	2	2	3	33	11	51
5. Diphtheria	-	-	-	-	-	-	-
6. Pertussis	-	-	-	-	-	-	-
7. Tetanus	-	-	-	-	-	5	5
8. Salk	-	-	-	-	-	-	-
9. Sabin	17	1018	400	13	39	19	1506
10. Measles	-	386	736	279	392	66	1859
11. Lines 1+2+3+4+5 (Diphtheria)	17	1017	400	10	43	12	1499
12. Lines 1+2+3+6 (Whooping Cough)	17	1015	398	7	10	1	1448
13. Lines 1+2+4+7 (Tetanus)	17	1017	399	10	43	18	1504
14. Lines 1+8+9 (Polio)	17	1018	400	13	39	19	1506

Table 2 - Reinforcing Doses - Number of persons under age 16

Type of vaccine or dose	Year of birth					Others under age 16	Total
	1970	1969	1968	1967	1963- 1966		
1. Quadruple DTPP	-	-	-	-	-	-	-
2. Triple DTP	-	14	11	3	26	3	57
3. Diphtheria/Pertussis	-	-	-	-	-	-	-
4. Diphtheria/Tetanus	-	-	-	-	1427	83	1510
5. Diphtheria	-	-	-	-	-	-	-
6. Pertussis	-	-	-	-	-	-	-
7. Tetanus	-	1	1	2	11	28	43
8. Salk	-	-	-	-	-	-	-
9. Sabin	-	15	11	2	1504	105	1637
10. Measles	-	-	-	-	-	-	-
11. Lines 1+2+3+4+5 (Diphtheria)	-	14	11	3	1453	86	1567
12. Lines 1+2+3+6 (Whooping cough)	-	14	11	3	26	3	57
13. Lines 1+2+4+7 (Tetanus)	-	15	12	5	1464	114	1610
14. Lines 1+8+9 (Polio)	-	15	11	2	1504	105	1637

Smallpox Vaccination (Division)

Age at Vaccination	Number Vaccinated	Number Re-Vaccinated
0 - 3 months	-	-
3 - 6 months	10	-
6 - 9 months	5	-
9 - 12 months	7	-
1 year	955	-
2 - 4 years	269	3
5 - 15 years	38	39
Total	1284	42
Over 16	64	82
Total	1348	124

DIPHTHERIA IMMUNISATION (DIVISION)

	Age under 4 years	Age 4 years and over but not 16	Total
No. of children (including temporary residents) who completed the full course of immunisation in the authority's area between 1st January and 31st December 1970	1444	55	1499
No. of children who received booster injections	28	1539	1567

DIPHTHERIA IMMUNISATION IN RELATION TO CHILD POPULATION (DIVISION)

	Under 1 year	1-4 years	5-9 years	10-15 years	Total
No. Immunised	17	7723	8976	8014	24730
Estimated child population	11000		21000		32000
Percentage immunised	73.6		80.9		77.3

WHOOPIING COUGH IMMUNISATION (DIVISION)

Age at 31. 12. 70. i. e. born in year	Under 1 1970	1-4 1969/1966	5-9 1965/1958	10-15 1960/1956	Total
Immunised 1970	17	1420	11	-	1448
Reinforcing doses	-	28	26	3	57
Previously immunised	-	6255	8909	7973	23137
Total immunised	17	7703	8946	7976	24642

IMMUNISATION AGAINST TETANUS (DIVISION)

	Age under 5 years 1966 to 1970	Age 5 years and over but not 16 1956 to 1965	Total
No. of children (including temporary residents) who completed the full course of immunisation between 1st January and 31st December 1970	1443	61	1504
Total number of children who were given a secondary or reinforcing injection (i. e. subsequent to complete full course)	32	1578	1610

VACCINATION AGAINST MEASLES - 1970

0 - 3 years	1401
4 - 7 years	392
8 - 15 years	66
	<u>1859</u>

Measles vaccine remained in fairly short supply in the first half of the year following the withdrawal of one of the two vaccines in use. We have been fortunate in this division for we have not had severe reactions to the measles vaccine which does confer a high immunity and with which I hope we shall eradicate the disease as we have diphtheria. The public have, however, been slow to appreciate that measles can have complications and to take advantage of measles vaccination.

Immunisation against diphtheria, whooping cough, tetanus and poliomyelitis are all now noted on the computer. There are difficulties in this division for doctors who have patients in more than one authority are reluctant to have differing methods of notifying patients of immunisation appointments and so many general practitioners have not taken advantage of West Riding computer services. Immunisation and vaccination has continued at a high level but continuous efforts have been and will continue to be made to raise the level of immunity above 90%.

FACTORIES ACT 1961

Annual Report of the Medical Officer of Health in respect of the year 1970
for the Rural District of Doncaster in the County of Yorkshire (W. R.)

Prescribed particulars on the administration of the Factories Act 1961

PART 1 OF THE ACT

1. INSPECTIONS for purposes of provisions as to health
(including inspections made by Public Health Inspectors)

Premises	No. on Register	Inspections	No. of Written Notices	Occupiers prosecuted
(i) Factories in which Sections 1, 2, 3, 4 and 6 are to be enforced by Local Authorities.	22	8	-	-
(ii) Factories not included in (i) in which Sec. 7 is enforced by the Local Authority.	143	28	7	-
(iii) Other premises in which Sec. 7 is enforced by the Local Authority (excluding outworkers' premises.)	20	29	2	-
Total	185	65	9	-

2. CASES IN WHICH DEFECTS WERE FOUND

Particulars	No. of cases in which defects were found				No. of cases in which prosecutions were instituted
	Found	Remedied	Referred to H. M. Inspector	Referred by H. M. Inspector	
Want of cleanliness (S. 1.)	1	1	-	-	-
Overcrowding (S. 2)	-	-	-	-	-
Unreasonable temperature (S. 3)	-	-	-	-	-
Inadequate ventilation (S. 4)	-	-	-	-	-
Ineffective drainage of floors (S. 6)	-	-	-	-	-
Sanitary conveniences (S. 7)					
(a) Insufficient	4	3	-	2	-
(b) Unsuitable/defective	4	4	-	-	-
(c) Not separate for sexes	-	-	-	-	-
Other offences against the Act (not including offences relating to outwork).	1	1	-	1	-
Total	10	9	-	3	-

PART VIII OF THE ACT

Outwork

(Sections 133 and 134)

Nature of work	Section 133			Section 134		
	No. of out-workers in August list required by Section 133 (1) (c)	No. of cases of default in sending lists to the Council	No. of prosecutions for failure to supply lists	No. of instances of work in unwholesome premises	Notices served	Prosecutions
Wearing apparel - making, etc., cleaning and washing.	-	-	-	-	-	-
Total	-	-	-	-	-	-

ENVIRONMENTAL HYGIENE - 1970

REPORT OF THE CHIEF PUBLIC HEALTH INSPECTOR
AND CLEANSING SUPERINTENDENT,
R. DURANT, M. A. P. H. I.

Statement of inspections made during the year in pursuance of reg. 25 (20)
of the Public Health Officers Regulations 1959

PUBLIC HEALTH ACTS 1936-61

Section 92.	Nuisances, Initial	346
	Re-inspections	300
Section 39.	Drainage, Initial	108
	Re-inspections	130
Drainage surveys		12
Inspection and testing drains		22
Conversions	S. 47 (1) to sewer	52
	S. 47 (4) to cesspool	9
Public cleansing	Tips	144
	Salvage	46
	Paper sacks	265
	Trade refuse	128
	Other services	343
Verminous premises	Bed bugs	36
	Other vermin	204
	Dirty houses	17
Public sanitary conveniences		13
School sanitary conveniences		2
Water supplies	Private supplies investigated	4
	Samples from private supplies	22
	Samples from public supplies	154
	Samples from public and school bathing pools	87
	Chemical water samples	7
Inspections re infectious diseases		151
Visits to infectious disease contacts		42
Pollution of streams and watercourses		23
Dust emission		99
Offensive trades		45
Intensive farming nuisances		32
Exhumations		20

HOUSING ACTS 1957-69

Surveys, S. 4 individually unfit property	106
Demolitions	70
Property repairable at reasonable cost	195
Overcrowding surveys	6
Clearance area surveys	33
Rehousing investigations	13
Rehousing, special circumstances	4
Aged persons' welfare	67
Problem families	16
Meals on wheels	11
Qualification certificates	718
Improvement grants	724
Improvement area surveys	2
Re-inspection of premises	26

CIVIC AMENITIES ACT 1967

Refuse and litter dumping	198
Provision and maintenance of litter baskets	65
Removal of abandoned vehicles	143

WEST RIDING COUNTY COUNCIL (GENERAL POWERS) ACT 1951

Visits to hawkers' premises	10
Registration of vehicles and premises	6
Visits to hairdressers' premises	15
Registration of hairdressers' premises	10
S. 95 - visits to zoned areas - moveable dwellings	129

CLEAN AIR ACTS 1956-68

Visits re new plant	15
Routine inspection of existing plant	29
S. 16 smoke nuisance	35
Colliery spoilbanks	1
Measuring equipment	678
Smoke observations	29
Smoke control areas	3
Surveys	32
S. 1 industrial smoke nuisance	4

FACORIES ACT 1961

Factories with power	28
Factories without power	4
Outworkers' premises	3
Building sites	29
General inspections	4
Rag Flock Act	2

MARKETS

Rossington	230
------------	-----

FOOD AND DRUGS ACT 1955

Special surveys - vending machines	6
Poultry inspection	15
Slaughterhouses, supervision	73
Meat inspection	417
Food inspection	63
Registration and supervision of food preparing premises	20
Dairies	8
Butchers' shops	47
Bakehouses	10
Fish and chip shops	26
Visits re Food Hygiene Regulations	290
S 2 Investigations	69
Visits to cafes, restaurants and hotel kitchens	77
School canteens	25
Bacteriological sampling - food	10
equipment	7
Registration of ice-cream shops	8
Visits to licensed premises	9
Meat Sterilisation Regulations	3
Food Hygiene (Markets, Stalls and Delivery Vehicles) Regulations	36

CARAVAN SITES AND CONTROL OF DEVELOPMENT ACT 1960

Site licensing and enquiries	58
Council owned sites	1
Inspection of vans before admission to local authority site	2

NATIONAL ASSISTANCE ACT 1948

Burials	2
---------	---

PET ANIMALS ACT 1951

Licensing of pet shops	2
Keeping of animals	7

DISEASES OF ANIMALS (WASTE FOODS) ORDER 1957

Licensing of premises	12
-----------------------	----

ANIMAL BOARDING ESTABLISHMENTS ACT 1963

Registration of premises	15
--------------------------	----

PREVENTION OF DAMAGE BY PESTS ACT 1949

Rodent control	75
----------------	----

AGRICULTURE (SAFETY, HEALTH AND WELFARE PROVISIONS) ACT 1955

General enforcement	46
Sanitary conveniences, field workers	5

NOISE ABATEMENT ACT 1960

Sound level readings	40
Other surveys	85

WOODWORM AND DRY ROT CONTROL

Visits to premises	36
--------------------	----

OFFICES, SHOPS AND RAILWAY PREMISES ACT 1963

Initial inspections	13
Re-inspections	87
Investigation of accidents	2

MISCELLANEOUS

Scrap Metal Dealers' Act	10
--------------------------	----

8,340

Last year's report referred to European Conservation Year, which was held in 1970, and the fact that a Royal Commission on pollution had been set up with a view to the control of the environment. The theme of environmental control was advanced during 1970 by the establishment of a Secretary of State for the Environment in order to bring together the different Ministries involved in matters affecting the environment. The terms of reference of the standing Royal Commission on environmental pollution appear to be unaffected.

It is significant that over the past few years public opinion is gradually being formulated in favour of stricter environmental control and officers throughout the country, who have long been engaged in battles to improve public health standards, will find inspiration from the battalions of public opinion which are now in their favour. In fact, difficulties which are now being experienced do not lie in the climate of the public's wishes but rather in inadequate legislation and insufficient finances to achieve the very high standards which are now desired. There is an old local saying that "You only get what you pay for" and it is a difficult political and local government decision to decide the size of the slice of financial cake which should be granted to improve the environment.

The notes set out below are again an attempt to look at environmental problems in the rural district, highlighting, where possible, areas where particular attention is required. The order in which they are presented is approximately the same as the manner in which they are set out in the lists of visits in the preceding pages but notes of amplification have been made where these are considered to be appropriate.

It should be remembered, however, that the position as set out in this report is the position obtaining at the end of 1970, but unfortunately, due to the time lag which inevitably occurs before publication, it may well be that a good deal of the information is now outdated.

PUBLIC HEALTH ACTS 1936 AND 1961

Nuisances

(a) Factory farming

In common with other rural districts there were complaints from time to time during the year of nuisance conditions arising from the development of farming activities in the neighbourhood of residential areas. Typical examples were as follows:

- (i) Pea vining operations, where the noise of transport during the intensive vining season (which is short but often lasts well into the night) produced complaints.
- (ii) Poultry keeping, where inadequacy of waste disposal produced odour difficulties in one parish.
- (iii) Pig keeping, where odour problems occurred.

It is felt that in the past there has been insufficient planning control of major farming development and the modern intensive techniques used have brought new problems. During the year under review the Planning Committee considered whether the adoption of a "buffer zone" of, say,

100 yards between farming activities and residential areas would be practicable but it was finally decided that a rigid condition of this kind would not be workable in practice. It is considered, in the department, that a further difficulty is that there appears to be little control of residential development in the neighbourhood of intensive farming areas and newcomers arriving in a farming community often complain about conditions which have been existing for many years. Almost without exception complaints during the year arose following the construction of new dwellings near to farming operations.

(b) Blasting.

The co-operation between the management of local limestone quarries and the local I. C. I. Explosives Section continued throughout the year and details of vibrograph readings were forwarded to the department from time to time, and always on request in respect of individual blasting. There were no observed causes of complaint during the year under review.

(c) Dust nuisances.

1970 was a year in which particular problems arose in connection with dust emission from several premises in the rural area and these can be briefly listed as follows:

(i) Limestone crushing plants at Warmsworth.

These plants have been the subject of departmental investigation for some time and it has been observed during the past year that the plant which is situate some 400 yds. from the residential area of Warmsworth is responsible for dust emission under certain meteorological conditions. At the same time public and departmental standards are ever increasing and an approach was, therefore, made to the firm regarding improvement in the dust interception system. It is pleasing to report that the firm in question were already planning for the future and a new multi-cellular cyclone was ordered towards the end of the year and should be installed before the spring of 1971, and it is anticipated that this should produce a vast improvement.

(ii) A limestone crushing, screening and coating plant at Stainton.

The plant at Stainton was of a type not previously operated in this area and initially the dust emission was severe and for some time the plant was closed whilst additional dust interception equipment was fitted. The problems associated with dust interception proved to be exceptionally difficult, however, and necessitated the overhaul and improvement of equipment fitted in the pre-drier, screening house and coating plant. The total cost of this work exceeded £48,000 and even this was insufficient and a low pressure wet collector was also integrated in the pre-drier system. By the end of the year tremendous improvements had been made in the plant operation but the firm were still investigating methods to reduce the overall dust emission from the plant. The exceptionally dry autumn period, when rain was not experienced for nearly two months, did increase the overall problem as the strong winds entrained dust from the worked out areas of the quarry and this added to the dust burden of the local air. Although the village in question is relatively small, new development has occurred there during the past few years and a number of complaints ensued. The construction of a metalled road has also been commenced and the formation of a "cattle grid" interceptor to prevent

dust being carried onto local roads. With the impending road programme in the area it is likely that this important industry will be working at full pressure for some years and the management are keen to install the latest equipment to inhibit dust emission; it is hoped that 1971 will find their efforts successful.

(iii) A refractories factory at Austerfield.

It was hoped that during the year under review a new system of dust control would be installed at this factory to replace the present pneumatic system but unfortunately in the stringent financial times the money was not allocated for this purpose as anticipated. The matter will again be reconsidered in 1971, but in the interim period a special survey was made of the present dust interception system which consists of a series of bag filters. Difficulties have been experienced in the past due to the fastening of the filter stockings and detachments have occurred during the shaking period, which have been difficult to observe and service. By the end of the year a new system of fastening the stocking was being investigated and early experiments indicate that this is successful. If this is the case it will be extended to all sections of the plant and should go a long way to obviating this long standing problem.

(iv) A complex of industries based on the coal industry at Armthorpe which includes a low temperature carbonisation plant, a landsale yard, and a slurry utilisation plant.

The dust emission at Armthorpe is a complicated problem and grit slides which are placed out at frequent intervals show deposits of vastly differing types, ranging through the following:

- (a) Soot from the domestic chimney (this is a mining village where a good deal of concessionary coal is burnt by mineworkers).
- (b) Raw "pulverised" coal. This emanated from the landsale department of the local colliery where it was spilled from vehicles, later crushed by the wheels of innumerable vehicles and finally entrained by the wind during dry weather.
- (c) Spherical emission from high temperature furnaces. This grit appears to emanate from high temperature furnaces similar to the two in use at the slurry utilisation plant and although this matter was dealt with under the Clean Air Act the emission overlapped with other dust emissions occurring at the same time.
- (d) "Slip" from the pulverised fuel at a low temperature carbonation plant. The slip resulted from the moulding operation when briquettes were formed and the material was initially stockpiled for transfer to a local power station. During dry, windy weather it was also entrained by the wind and deposited in residential areas.

This last process is controlled by the Alkali Inspectorate and, following representations, arrangements were made to spray the stacked material and also to utilise the road sweepers on the approach roads of the

plant. By co-operation between the bodies concerned it was also possible to use road sweepers on the adjacent landsale section and this greatly inhibited dust dissemination in the area.

Several complaints were made during the year regarding what appeared to be a sooty deposit upon leaves of trees and shrubs in the parish of Armthorpe and in the first instance it was thought that this was due to a build up of carbonaceous emission due to the coal handling processes in the area. Specimen leaves were, however, submitted to the Forestry Research Station and their findings were as follows:

" The fungus is a so called "Sooty Mould". Sooty moulds grow very commonly as saprophytes on the sugary excretions of aphids. On the blackberry leaves, which had thick coatings of mould, there were abundant aphid remains. The oak leaves, which were only lightly coated with the mould, bore a few aphid remains.

The effect of the mould on the general health of the trees and bushes would be insignificant; the effect of heavy infestations of aphids on tree foliage is to do no more than distort leaves, encourage sooty moulds and reduce growth. Only on small, particularly valuable, frequently badly infested trees is their control warranted. "

By the end of the year there was little doubt that the dust content of the air at Armthorpe had been reduced tremendously, although it is inevitable that, in the centre of a complex based on coal and with no domestic smoke control programme at the present time, the overall air cleanliness can never be good. Observations and discussions with various managements were still taking place.

(v) Maggot factory.

Extensive changes took place at the maggot factory in the south western part of the area. Under previous managements the premises had frequently produced extensive nuisance and during the past few years several statutory nuisance notices have been served on the occupiers. The normal reaction was that the business changed hands. Under new management, however, efforts have been made to deal with the three major problems which are germane to maggot factories, i. e. (a) smell, (b) fly nuisance, and (c) disposal of waste. Proofing work and the extensive use of sprays quickly brought the fly problem under control and a new incinerator costing several thousands of pounds has proved effective in disposing of waste material. Smell nuisance has proved to be more difficult to deal with and at the end of the year an investigation was being made into the possibility of drawing all the air from sections of the factory where organic material was handled to the incinerator, and burning the offensive ammoniacal gases by means of the after burner in the incinerator. If this can be done effectively then the scheme will be introduced as soon as possible in the New Year.

Water supplies

The water supply in the district is mainly provided by the Doncaster and District Joint Water Board from deep wells situated in the Bunter Sandstone and is satisfactory in quantity and quality; details of sampling during the year were as follows:

Estimated number of dwellings served by Doncaster and District Joint Water Board in rural district area	Number of bacteriological samples taken	
	Satisfactory	Unsatisfactory
25,781	144	10

The ten samples which are shown as being unsatisfactory relate to two separate difficulties which arose at distribution points. The first case was due to a defective vent mesh cover at a water tower, which permitted the access of birds for a short period and the second case related to a defective roof at a water tower which was the cause of a similar contamination. In each case *e. coli* grew in small numbers in dead legs running off from the service main and after the repair of the defects in each case flushing and local sterilisation quickly restored supplies to normal. The occurrences were, however, a salutary warning of the importance of overall chlorination in a major water undertaking.

As in previous years, little sampling of private wells was carried out, and the possible extension of the mains by Doncaster and District Joint Water Board is still under review. Every effort is taken, however, to improve private well supplies wherever possible and to close houses which have unsuitable supplies. At the end of the year 23 dwellings were served by 11 private supplies. These private supplies are in the following parishes; one of the dwellings shown is now subject to a Demolition Order.

<u>Parish</u>	<u>Number of wells</u>	<u>Houses served</u>
Armthorpe	1	1
Barnby Dun	3	4
Braithwell	1	1
Blaxton	1	1
Hampole	1	3
Moss	2	2
Wadworth	1	1

Additionally there are ten houses at Moorhouse (in the parish of Hooton Pagnell) served by a land spring.

During the year under review five samples were taken; all being reported upon as satisfactory.

Chemical analyses of the main sources of supply were taken and a typical analysis of each source is shown opposite:

	Finningley/ Rossington Bridge	Nutwell/ Thornham	Austerfield/ Highfield Lane	Thrybergh/ Yorkshire Derwent
	Parts per million			
Free carbon dioxide as CO ₂	2.0	2.0	None	None
Ammoniacal nitrogen as N	0.040	0.064	0.048	0.280
Albuminoid nitrogen as N	0.048	0.032	0.040	0.096
Nitrous nitrogen as N	None	None	None	Faint trace
Nitric nitrogen as N	3.21	0.94	1.95	1.22
Poisonous metals (lead)	-----less than 0.04-----			
Hardness as CaCO ₃	192.0	197.9	152.0	74.0
Temporary	116.2	176.9	126.3	80.9
Permanent	75.8	21.0	25.7	69.1
Permanganate figure as O	0.24	0.28	0.08	0.08
Alkalinity as CaCO ₃	116.2	176.9	126.3	80.85
pH	7.6	7.6	7.8	7.9

Samples to assess the natural fluoride content of the water were taken from public supplies in the rural district area during the year, the results being as follows:

Parts per million

Austerfield Pumping Station.	No. 1 Borehole.	0.13
Austerfield Pumping Station.	No. 3 Borehole.	0.11
Armthorpe Pumping Station.	No. 1 Borehole.	0.09
Finningley Pumping Station.	No. 1 Borehole.	0.24
Finningley Pumping Station.	No. 2 Borehole.	0.11
Finningley Pumping Station.	No. 3 Borehole.	0.07
Highfield Lane Pumping Station.	No. 5 Borehole.	0.11
Nutwell Pumping Station.	No. 2 Borehole.	0.16
Rossington Bridge Pumping Station.	No. 1 Borehole.	0.04
Thornham Pumping Station.	No. 2 Borehole.	0.20

The following table shows an estimate of the water supply position by parish in the rural district:-

Parish	Piped supply			Stand- pipe
	Public	Private		
		No. of wells and springs	No. of houses connected	
Adwick-on-Dearne	58	-	-	-
Armthorpe	3322	1	1	-
Askern	1759	-	-	-
Austerfield	161	-	-	-
Awkley	847	-	-	-
Barnburgh	476	-	-	-
Barnby Dun-with-Kirk Sandall	1652	3	4	-
Bawtry	561	-	-	1
Blaxton	196	1	1	-
Braithwell	347	1	1	-
Brodsworth	918	-	-	-
Burghwallis	94	-	-	-
Cadeby	57	-	-	-
Cantley	570	-	-	-
Clayton-with-Frickley	67	-	-	-
Conisbrough Parks	102	-	-	-
Denaby	105	-	-	-
Edenthorpe	1184	-	-	-
Edlington	2972	-	-	-
Fenwick	44	-	-	-
Hampole	64	1	3	-
Hickleton	44	-	-	-
Hooton Pagnell	60	1	10	-
Kirk Bramwith	55	-	-	-
Loversall	51	-	-	-
Marr	39	-	-	-
Melton (High)	96	-	-	-
Moss	71	2	2	-
Norton	1158	-	-	-
Owston	56	-	-	-
Rossington	3332	-	-	-
Sprotbrough	3522	-	-	-
Stainton	70	-	-	-
Thorpe-in-Balne	37	-	-	-
Wadworth	329	1	1	-
Warmsworth	1304	-	-	-
Total	25781	11	23	1

Public Swimming Baths

The Council's two indoor pools at Askern and Rossington continued to operate very successfully throughout the year. Constructional works on the new pool at Edlington continued and the Council hope to build a further pool at Armthorpe when financial conditions permit.

Section 47, Conversions

The Council gave a number of grants during the year in accordance with Section 47 of the Public Health Act 1936 although in most cases now owners are encouraged to take advantage of the improvement grant provisions of the Housing Act 1969.

During the year the following conversions were effected:

	<u>No. of conversions</u>	<u>Cost to Council</u>
Public Health Act 1936, Section 47	5	£246

The sanitary accommodation state at the end of the year is shown in the table below:

Parish	Inhabited houses	Dwellings served by			Cess-pools	Bulk contain-ers	Dust-bins	Paper sacks
		Water closets	Pail closets	Privies				
Adwick-on-Deerne	58	56	2	-	3	6	60	-
Armthorpe	3323	3323	-	-	30	35	2467	958
Askern	1759	1759	-	-	11	16	1761	-
Austerfield	161	161	-	-	5	-	161	-
Awkley	847	844	3	-	32	90	1115	-
Barnburgh	476	473	3	-	11	-	544	-
Barnby Dun-with-Kirk Sandall	1656	1655	1	-	7	47	1490	356
Bawtry	562	562	-	-	13	44	654	-
Blaxton	197	195	2	-	13	-	248	-
Braithwell	348	348	-	-	50	-	352	-
Brodsworth	918	910	8	-	66	15	960	-
Burghwallis	94	94	-	-	15	2	100	-
Cadeby	57	52	5	-	19	-	62	-
Cantley	570	563	7	-	21	1	599	-
Clayton-with-Frickley	67	55	11	1	6	-	76	-
Conisbrough Parks	102	100	2	-	12	-	139	-
Denaby	105	104	1	-	42	-	119	-
Edenthorpe	1184	1183	-	1	4	6	964	420
Edlington	2972	2972	-	-	35	31	-	2972
Fenwick	44	38	6	-	32	-	42	-
Hampole	67	64	3	-	31	3	64	-
Hickleton	44	44	-	-	-	1	43	-
Hooton Pagnell	70	62	8	-	11	-	73	-
Kirk Bramwith	55	46	8	1	4	-	60	-
Loversall	51	51	-	-	7	-	50	-
Marr	39	39	-	-	13	1	42	-
Melton (High)	96	96	-	-	2	18	94	-
Moss	73	48	25	-	52	-	74	-
Norton	1158	1150	8	-	10	5	1158	-
Owston	56	52	4	-	17	8	62	-
Rossington	3332	3329	3	-	27	51	3114	463
Sprotbrough	3522	3520	1	1	20	18	2391	1600
Stainton	70	67	3	-	23	-	74	-
Thorpe-in-Balne	37	25	9	3	26	-	42	-
Wadworth	330	306	24	-	16	1	335	-
Warmsworth	1304	1304	-	-	8	11	1329	-
Total	25804	25650	147	7	694	410	20918	6769

FOOD AND DRUGS ACT 1955.

There are now four private slaughterhouses remaining in the rural district area, situate at Bawtry, Barnby Dun, Wadworth and Kirk Bramwith. Generally speaking the premises are well constructed and well maintained.

As permitted by the Meat Inspection Regulations, the Council make charges for meat inspection services, as set out below, although under conditions obtaining in a rural district these are only token payments.

2/6d per beast
9d per pig
6d per sheep

Arrangements have been made at all slaughterhouses to comply with the Meat (Sterilisation) Regulations 1969.

Once again no cases of bovine tuberculosis arose.

During the year 1 ton 9 cwt 68 lbs of meat were condemned.

The following table shows the number of animals killed and inspections made during the year:

	Cattle excluding Cows	Cows	Calves	Sheep and Lambs	Pigs
No. killed	923	29	9	1573	540
No. inspected	923	29	9	1573	540
<u>All diseases except tuberculosis and cysticerci</u>					
Whole carcase condemned	2	2	-	2	-
Carcases of which some part or organ was condemned	36	5	1	3	10
Percentage of the number inspected affected with disease other than tuberculosis and cysticerci	4.11	24.1	11.1	0.31	1.85
<u>Tuberculosis only</u>					
Whole carcase condemned	-	-	-	-	-
Carcases of which some part or organ was condemned	-	-	-	-	-
Percentage of the number infected with tuberculosis	-	-	-	-	-
<u>Cysticercosis</u>					
Carcases of which some part or organ was condemned	4	-	-	4	-
Carcases submitted to treatment by refrigeration	4	-	-	-	-
Generalised and totally condemned	-	-	-	-	-

There is only one poultry slaughtering establishment in the rural area and this is a modern plant which processes up to 150 birds per week at its maximum output. The bulk of the birds are bred on the farm involved and the business operates well and has produced no nuisance problems.

FOOD HYGIENE REGULATIONS 1960

Groups of premises covered by the above Regulations are:

Catering establishments - 190

Bakehouses - 9

Other food shops - 281

69 of these are registered in accordance with Section 16 of the principal Act for the manufacture, storage and sale of sausages, potted or preserved foods (including fried fish premises).

No certificates of exemption have been issued by the Council in connection with the requirements of Regulation 16 of the Food Hygiene (General) Regulations 1960 relating to the provision of wash basins.

Alginate swabbing tests were continued throughout the year, the results being as follows:

36 swabs of food equipment were taken from food premises, all being reported upon satisfactorily on the basis of a count less than 100 colonies per swab being classified "good".

In addition, Agar sausages were used to check the cleanliness of equipment, the incubations being carried out in the department and the results quickly transmitted to the occupiers of the premises concerned. It is felt that the use of this visual technique will stimulate the interest of food handlers in their work.

FOOD INSPECTION

(OTHER THAN MEAT INSPECTION IN SLAUGHTERHOUSE)

Routine food inspection proceeded throughout the year at food premises in the area, special inspections being carried out at warehouses and large multiple stores.

Altogether some 27 tons 16 cwts. 14 lbs. of food were found to be unfit and surrendered voluntarily.

The bacteriological sampling of manufactured foods of meat and milk origin continued when laboratory pressures permitted, with the following results:

<u>Samples</u>		<u>Results</u>	
		<u>Satisfactory</u>	<u>Unsatisfactory</u>
Meat foods	11	11	-
Cream	2	2	-
Fish	2	2	-
	<u>15</u>	<u>15</u>	<u>-</u>

The department continued to recommend traders to operate their own coding systems to ensure the correct turnover of perishable foods within the shop. The existing "private" coding systems which are utilised by firms to date their perishable items are still misunderstood, or even sometimes unknown, to some of the traders. There is, however, a growing pressure from the public to be provided with information regarding the age of foodstuffs and I am certain that in due course this information will be readily visible to purchasers. It will still not relieve the shopkeeper of his obligation to store food correctly or, for that matter, a householder to observe the standard rules of food storage in the home.

During the year the following complaints were investigated in detail:

Stones in frozen peas
Putrid canned steak
Mouse dropping contamination of pork chop
Beetle in tinned pineapple
Shrimp in butter
Staphylococcus in corned beef
Mould in loaf (two cases)
Glass in loaf (two cases)
Grey sediment in tinned carrots
Mould in sausages
Rubber band in loaf
Strong taste in baby's egg custard with rice
Metal in loaf

In all cases a warning letter was issued by the department to the retailers concerned.

MILK

There are no producer/retailers of raw milk in the area and all milk sold is consequently heat treated. No raw milk samples were taken for the detection of brucella abortus organisms.

ICE-CREAM (HEAT TREATMENT) REGULATIONS 1959

Although there are two licences in force in the rural district for the manufacture of ice-cream the product has not been prepared in these premises for a considerable time. There are additionally 151 premises in the district registered for the storage and sale of ice-cream in accordance with Section 16 of the Food and Drugs Act 1955 but these premises deal only in pre-wrapped ice-cream and no problems were encountered during the year under review.

MOVEABLE DWELLINGS

The number of licensed sites was still further reduced during 1970 and there are now only 21 private sites operating in the rural area and only four of these have a planning approval for occupation by more than one caravan. Nearly all the individual sites have approvals for limited periods, ranging from one to three years. No difficulties arose in the control of these sites during the year under review. There are also three caravan sites operated by the Council, two of these sites are situate at Armthorpe and one at Edlington, and for some time now a number of standings have not been filled. It is felt that the interest in permanent caravan occupation is now waning rapidly in view of the availability of traditional houses in the area and consequently the Council have now commenced a programme to run down two of their present sites, at Edlington and Mere Lane at Armthorpe, and this should be completed within the next year or so.

As in other South Yorkshire authorities the major problem in respect of caravan dwellers was created by itinerant travellers. Part II of the Caravan Act of 1968 came into force on 1st April 1970 but by the end of the year no sites had been selected for development for this class of caravan dweller. A conference of adjoining local authorities, and the West Riding County Council, was held towards the end of the year to discuss the problems of the new Act and it would appear that there is general agreement that sites should be provided, if possible simultaneously, so that itinerants are not attracted to the first area providing such accommodation. At the time of writing it would appear that the Doncaster County Borough may well be the first authority to prepare a site, developing an area on their perimeter which has been occupied by itinerants for almost two years. In the rural district details of several sites have been submitted by the department to the Planning Officer for his observations and at the end of the year a decision was still awaited.

HOUSING ACTS 1957-1969

During the year under review 13 houses were represented as being unfit under the individual unfit provisions of the Housing Acts and the future of a further three, deferred from the previous year, was also considered. Twelve demolition orders or closing orders were made. In the remaining four cases the future of the dwellings concerned was still under consideration at the end of the year.

During the year under review the first draft scheme for the central area of Braithwell was also submitted to planning for their observations and at the end of the year their recommendations were awaited.

1970 was the first full year of the operation of the new 1969 Housing Act and 56 standard grant applications and 104 improvement grant applications were received. Naturally this took up a good deal of the departmental time allocated to housing and compensated for the reduction in the improvement drive since the compulsory powers of the 1964 Act had been revoked.

Indeed, so much work was required in this field, together with the applications for qualification certificates, that no action was taken by this department to formulate any general improvement area. It is hoped, however, to look at the formation of "general improvement areas" as soon as practicable.

Last year's annual report referred to the qualification certificate procedure contained in the 1969 Act. The departmental estimate was that some 4,000 dwellings would be the potential number affected by the new procedure and although the early fears of the weight of applications to be received was not justified no fewer than 522 valid applications had been made by the end of the year. In addition, 54 applications had been made which were not valid. Every effort was being made to clear these as soon as possible but it is obvious that extra manpower will be required to cope with the change in legislation and even more so if the National Coal Board decide to adopt this procedure in respect of their own rented dwellings. A report had already been submitted to the Establishment Committee on this matter at the end of the year.

It is still departmental policy to visit every tenant who occupies a dwelling in respect of which an application for qualification certificate has been made and to discuss with him the implications of the new procedure and to leave the Ministry booklet so that further details are available.

There is little doubt that the operation of the new qualifying standards and the availability of grants for improvement and repair will do much to raise the overall standard of housing in the district and although this was only the first full year of operation of the new legislation it is felt that the results can already be seen and there would not appear to be any reason why overall improvement should not continue.

NOISE ABATEMENT ACT 1960

There was a noticeable reduction in the numbers of noise complaints in 1970. In no case was legal action necessary. The most difficult type of complaint to deal with in the year was the problem of noise emission from clubs during the summer period when windows were opened to improve ventilation. This led to local complaints in several instances due to the noise of either music or Bingo callers where amplifiers were used. This problem is difficult to control in an existing premise which is surrounded by residential areas and shows a clear need for close planning control of development of this kind, together with a recommendation for air conditioning to prevent the necessity for uncontrolled openings to the external air.

A summary of the noise complaints by type is set out below and action in respect of these had been taken in each case:

Vehicles and transport depots	1
Machinery and vehicle repairs	2
Blasting (vibration)	2
Clubs, sports arenas	3
Dairy operations	1
Fun fair	1
Helicopter	1
	<u>11</u>

Domestic Control

For a number of years this section of the report has dealt largely with a review of the present state of anti-pollution measures in the major industrial plant in the area and references to the possibility of initiating smoke control areas have been founded on hope rather than on apparent practical possibility. A number of factors have inhibited any move towards smoke control and from a historical viewpoint these may well be worthy of reiteration.

(a) Doncaster rural district was never classified as a "black area" in Cmnd. Paper 9011.

(b) The problem of miners' concessionary coal has always been a difficult political factor. Concessionary coal is regarded as part of a miner's wage and, naturally, will not be surrendered without adequate compensation.

(c) As the Doncaster industry and commerce was largely founded on coal it has, in the past, been a popular and traditional method of domestic heating.

At long last, however, it looks as if the initial break through is now being made and as the meteorological records on which the local initial black areas were defined were taken in the Doncaster rural district it is difficult to argue that the built-up areas of the district are not also "black". (A practical visit to any of the colliery villages reinforces this view even further). With regard to problem (b) above it is now apparent that Britain needs every available ton of fuel, in any form, which is available to meet its total thermal demand which, at present, is in the neighbourhood of the coal equivalent of 300 million tons per annum. Even if the whole of the coal which is at present consumed on domestic fireplaces in a raw condition were transferred to industry it would make but little difference to the overall demand. In this area, particularly, the potential demand from power stations and from low temperature carbonisation plant in the foreseeable future would appear to be consistently strong. When one adds the efficiency, flexibility, and ease of other modern types of domestic heating then the balance begins to swing definitely against the burning of raw coal, mined with so much effort, wastefully on an open fireplace with its attendant dirt and fume.

Successive reports from the Yorkshire and Humberside Development Council have urged the necessity for improvement of the environment generally and it was pleasing, therefore, following a report to the Public Health Committee early in the year, for the department to be authorised to begin a survey with a view to establishing a smoke control area at Sprotbrough. Strangely enough, the opposition on this occasion initially came from central government itself, who said that the Council could not go forward with its scheme at this time due to (i) the shortage of solid smokeless fuel and (ii) finance. After a visit to Whitehall the Council were given approval to go forward with the survey providing that (i) no smoke control order was brought into operation before 1st October 1972 and (ii) not more than 300 houses attracting conversion grant were dealt with per annum.

It would also be necessary for the Council to formulate a total programme gradually covering the whole of the rural district. Although this approval may appear to be modest at the outset it is regarded as being a very definite pace forward and it is certain that the experience gained will be of great value when the control measures are intensified. It should also be remembered that practically all new development in the rural district contains a very high percentage of domestic heating systems based on either natural gas or electricity.

Industrial Control

In the processes set out below problems have arisen for a number of years and accordingly the industries are controlled by the Alkali Inspectorate. At the end of the year the control position was as follows:

(a) Doloma process, Cadeby.

This process has previously been referred to as being an unsolved air pollution problem and one which remains the outstanding air pollution difficulty in the area concerned. The drift of efflux gases from the cupolas often follows the River Don and can be detected up to three miles away. It also affects an adjacent local authority and during the year under review the authorities decided upon joint action in an effort to find a solution for this long standing nuisance. The future of the industry in its present form appears to be doubtful in view of the rapid technological changes taking place in the steel industry and the development of the open hearth system will mean that the demand for this product will gradually reduce. It would appear that there is no definite timetable, however, and even 50% of this present nuisance would still be regarded as a considerable problem in this age in which the environment is under close scrutiny. At the end of the year, therefore, the Councils concerned had decided to approach the central Alkali Inspectorate with a view to a hard and fast time-table to be implemented for the abatement of this problem. (Past research by the firm concerned has been considerable but there appears to be no way in which the discharge of gases from the cupolas can be intercepted whilst the present layout of the plant and equipment is maintained. It would appear essential, therefore, that the whole of the furnace arrangements are modernised to enable current means of interception to be adequately fitted into the industry.)

(b) Low temperature carbonisation plant, Askern.

Consistent with this firm's proposed development at Rossington action was taken by the Alkali Inspectorate to improve the standard of the existing emissions at the Askern plant and the following requests were made

- (i) Increase in the height of the main waste gas chimneys.
- (ii) Abolition of the seven individual chimneys of only 60 ft. height which serve seven individual batteries.
- (iii) Increase in height of the chimneys serving the cooling chambers.

At the end of the year the position was that the firm were formulating plans for the necessary improvements. In the first instance this entails the construction of a new electric switch house so that extra electricity for the new higher powered motors can be provided. These motors will replace the existing low powered motors which drive the three waste heat boiler induced draught fans and it will then be possible to recover waste heat from all the 18 batteries. This development, which will be completed in some two to three years time will mean that the steam services will have

to be re-directed to ancillary plants as there will then be an excess of low pressure steam. Re-design works on the cooler system and product cooler chimneys is now being carried out at another of the firm's plants and if satisfactory will also be introduced at Askern as soon as practicable.

There should, therefore, be a gradual improvement in local air conditions over the next two to three years and although this may appear to be slow progress the work has apparently to be carried out in phases to ensure continuous production and employment.

(c) Char briquetting plant, Armthorpe.

It is interesting that to a large extent the operational difficulties which have plagued this plant over a number of years are now being solved and limited production on stream No. 2 commenced during the year under review. It is not still known, however, when the plant will be in full commercial operation. Apart from the dust entrainment problems previously referred to no other air pollution problems have been experienced to date.

Last year's report referred to the impending public inquiry (which was held in Doncaster in February 1970) in connection with the proposed construction of a low temperature carbonisation plant at Rossington. The enquiry lasted a month and the extensive cover given by the local press, together with the activities of a clean air group, did much to draw the attention of the whole of the local population to the importance of the maintenance, and indeed, improvement, of the local environment. The enquiry covered the technological, medical, and environmental possibilities which might follow the construction of a plant of this kind with particular reference to the geographical and meteorological conditions obtaining in the selected area. In addition, one of the assessors made reference to the economic implications of a development of this kind. The Minister's decision was given in July 1970 and briefly it would appear that although it is accepted that this plant would have some impact on the local environment this was outweighed by other considerations not the least being the desperate solid smokeless fuel shortage obtaining at the time.

It is anticipated that the plant will be in operation during the winter of 1971/2.

Reference has previously been made in the report to the phrase "You only get what you pay for". The drive towards new thinking against pollution is now gaining momentum but it is felt that it still lacks an overall control and naturally there are adherents on either side of the fence with strong arguments. It would appear that there will be little positive advancement made in the conservation field until some central authority takes firm steps, which will undoubtedly need legal backing, to guide and control future development lines. The classic example which will illustrate the problem is the Central Electricity Generating Board's policy regarding dissemination of sulphur dioxide. This is to build a chimney sufficiently high to disseminate the many thousands of tons of sulphur dioxide as high as practicable, to ensure that there is a widespread dilution.

Approximately 99.5% of the dust and grit is intercepted, which means that only half a ton out of every 100 tons of solid fuel is discharged into the air. For every 100 tons of coal burnt in power stations, however, there is a potential three tons of sulphur dioxide which could be issued without interception and it would appear that ultimately we are faced with a cost benefit analysis. How dangerous is the discharge of sulphur dioxide in these conditions? There is little doubt that its effect upon vegetation and some building materials is damaging but in the proportions normally found in the air of our towns and villages it is not clear whether it has any major effect upon health.

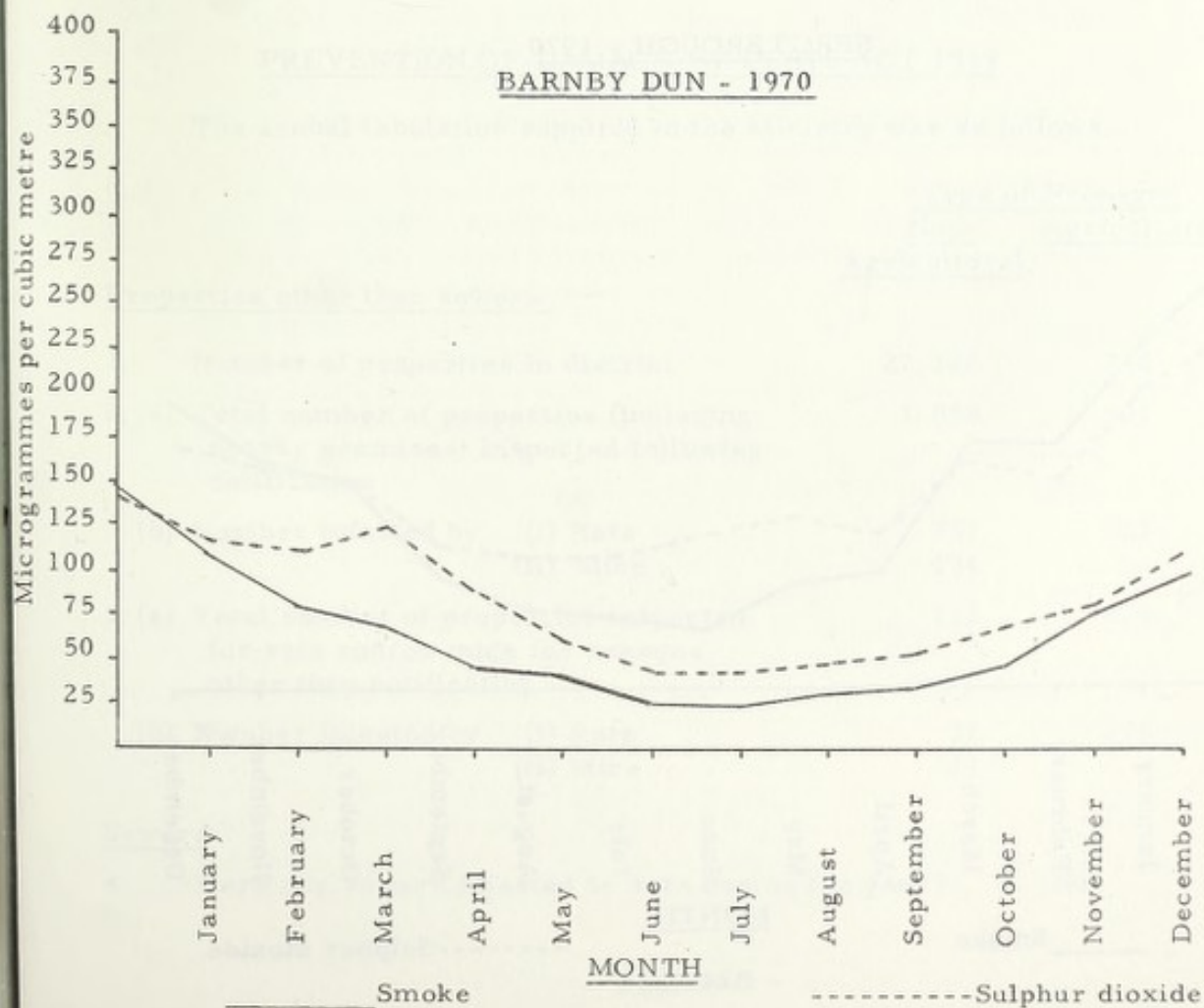
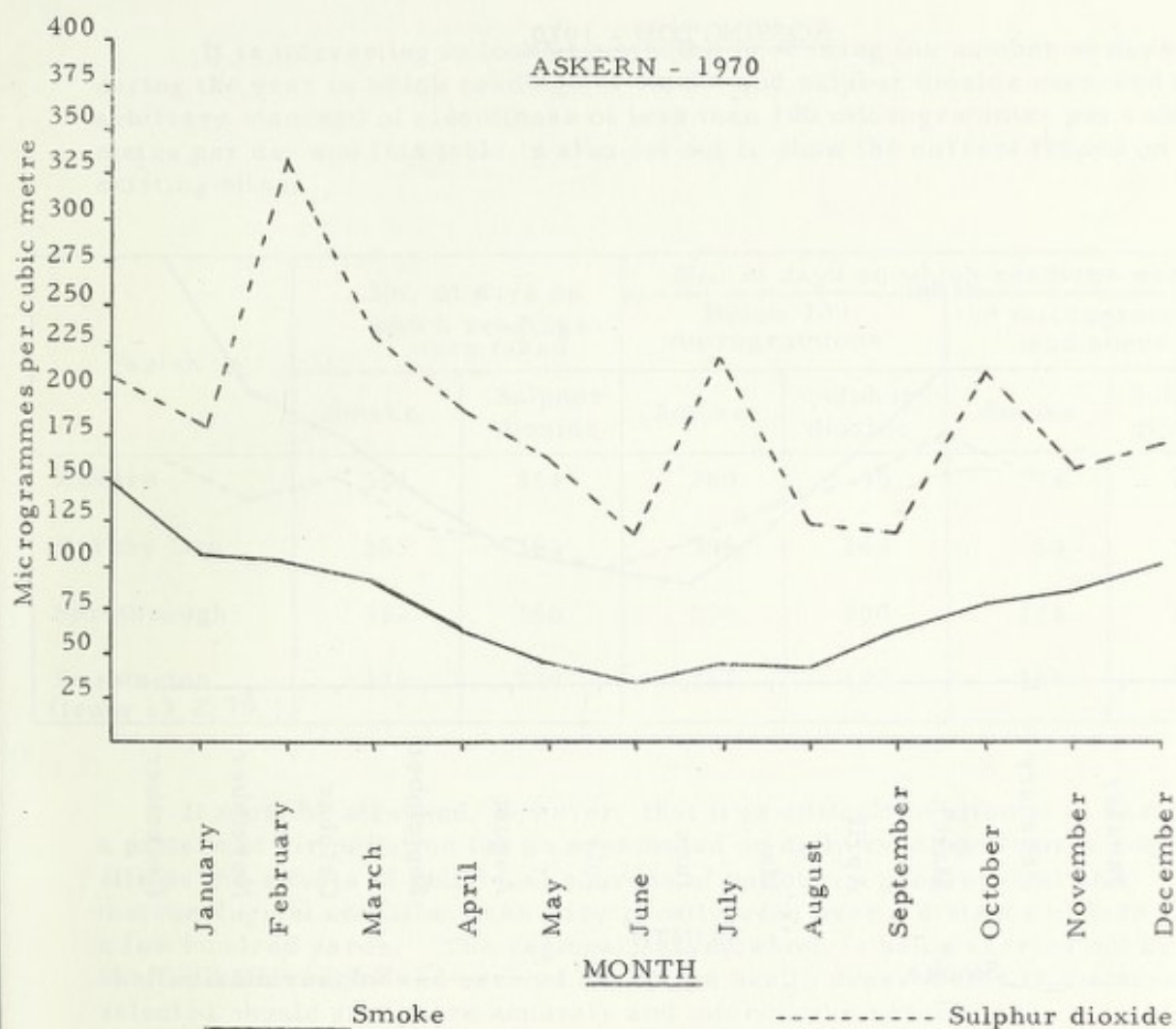
What are the alternatives from a practical viewpoint? The use of nuclear energy does not seem to be imminent. It is still apparently costly and many problems have yet to be overcome. The use of heavy oil could affect the balance of payments and, with a sulphur content of 4%, would produce even greater potential problems due to the discharge of larger volumes of sulphur dioxide. If de-sulphurisation of the heavy oil is carried out then the cost begins to rise considerably. If natural gas is used then the impact upon the coal industry in this region would bring around a major social upheaval, for alternative employment and commercial balances are not quickly substituted.

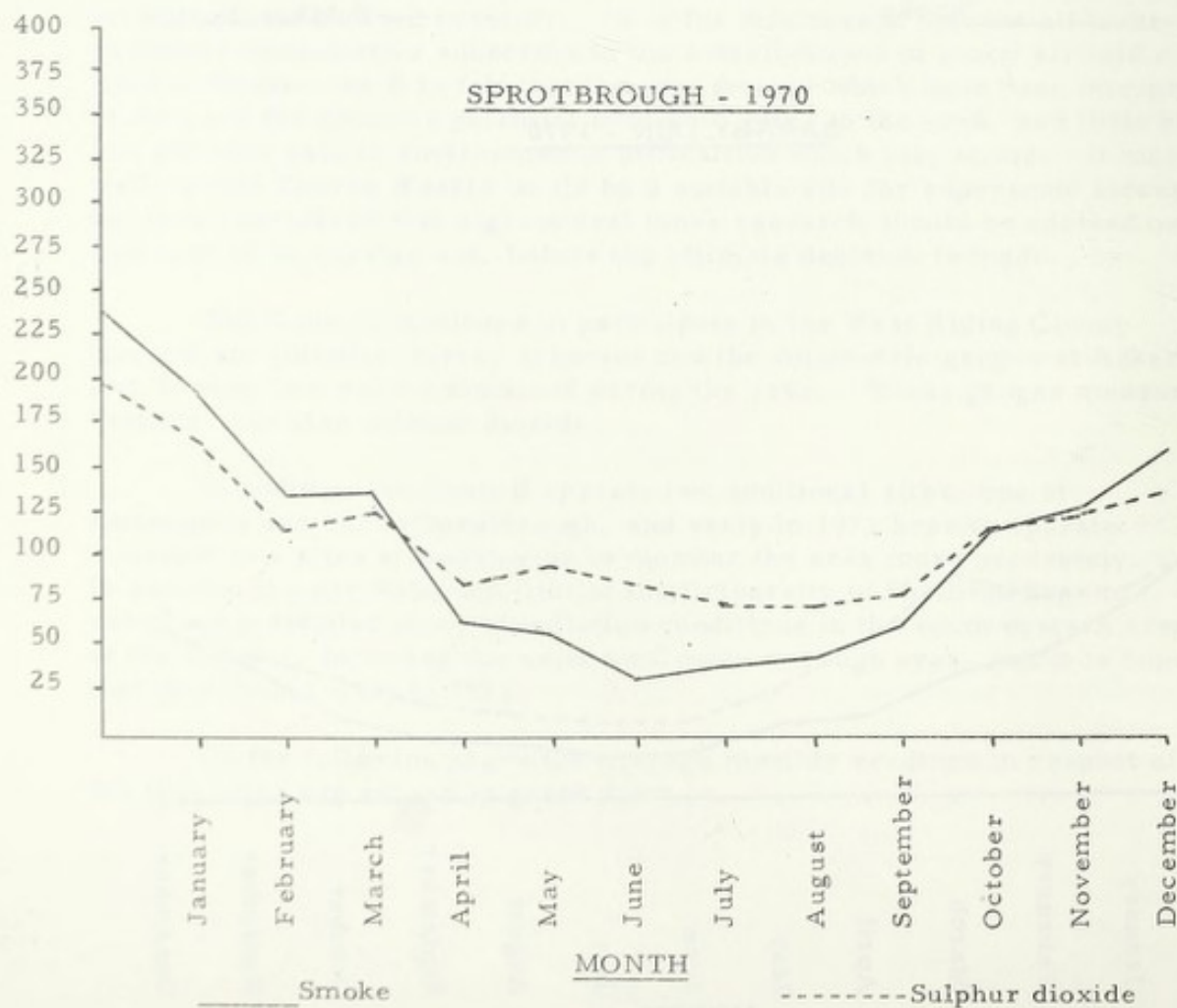
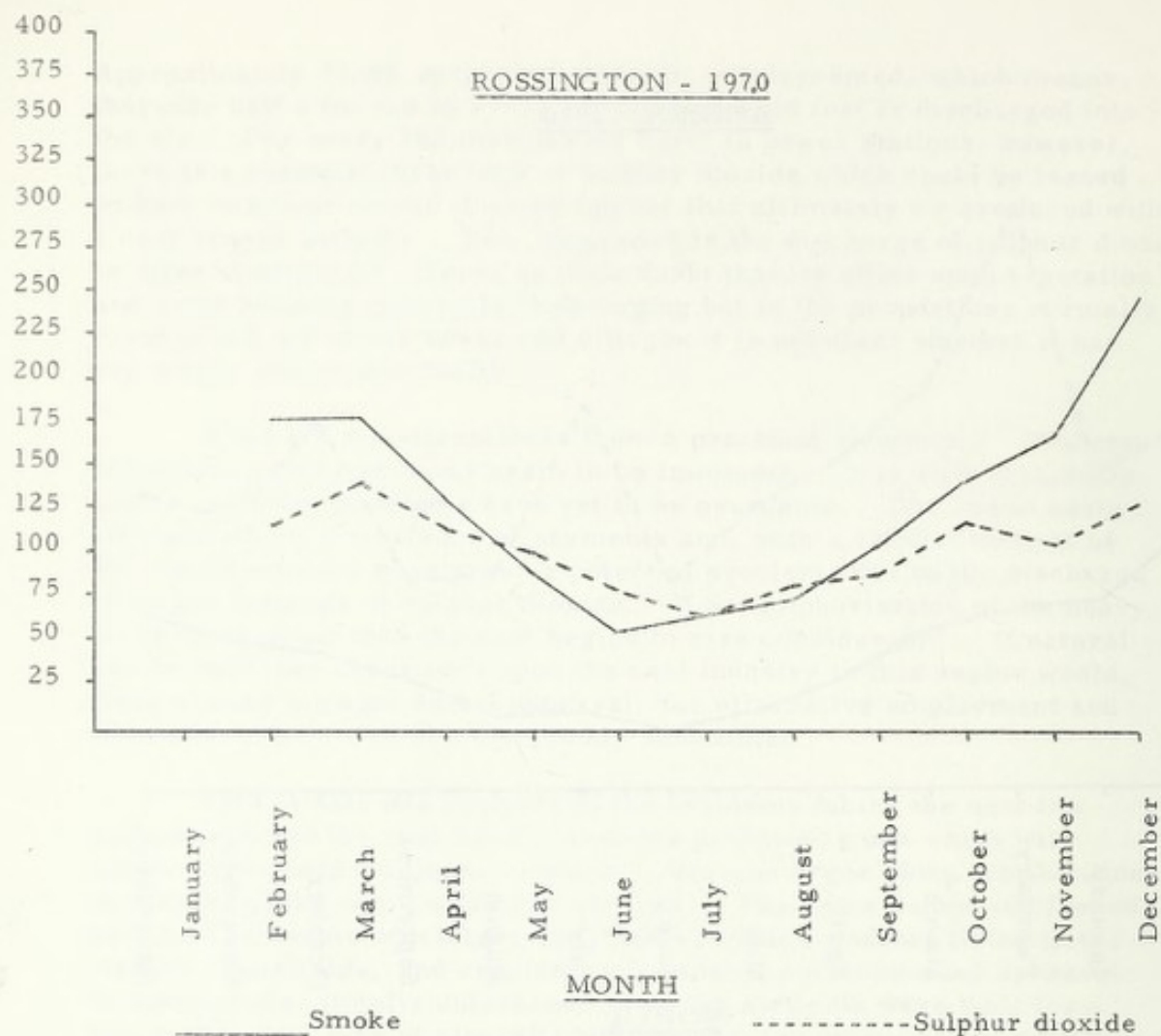
This is only one example of the problems facing the next few generations and the cost benefit analysis problem is one which will require very bold decisions to solve. One can argue along similar lines in respect of the new supersonic aircraft. The noise output and feared pollution problems which have alarmed so many residents living in the vicinity of airfields, and created such a major environmental upheaval in those areas, (totally unforeseen when the airfields were built for a totally different type of aircraft) indicate that the most careful selection factors should be used in future. It is for this reason that not all local residents immediately subscribe to the establishment of a new airfield on Thorne Wastes, as it is felt that the only factors which have been interpreted to date are the ultimate potential economic gains to the area, and little heed has yet been paid to environmental difficulties which may ensue. It may well be that Thorne Wastes would be a suitable site for supersonic aircraft but it is considered that a great deal more research should be carried out, and seen to be carried out, before the ultimate decision is made.

The Council continues to participate in the West Riding County Council air pollution survey schemes and the volumetric gauges at Askern and Barnby Dun were maintained during the year. These gauges measure "smoke" and also sulphur dioxide.

In addition the Council operate two additional sites, one at Rossington and one at Sprotbrough, and early in 1971 hope to operate a further two sites at Rossington to monitor the area more accurately. In addition the Air Pollution Unit of the University of Sheffield hope to carry out a detailed study of pollution conditions in the south eastern area of the district, including the adjacent County Borough area, and it is hoped that this should start in 1971.

On the following pages the average monthly readings in respect of the four sites are set out in graph form.





It is interesting to look at a tabulation showing the number of days during the year in which readings of smoke and sulphur dioxide exceeded an arbitrary standard of cleanliness of less than 100 microgrammes per cubic metre per day and this table is also set out to show the current trends on existing sites.

Parish	No. of days on which readings were taken		No. of days on which readings were taken			
			Below 100 microgrammes		100 microgrammes and above	
	Smoke	Sulphur dioxide	Smoke	Sulphur dioxide	Smoke	Sulphur dioxide
Askern	354	354	280	99	74	255
Barnby Dun	365	360	306	243	59	117
Sprotbrough	352	356	231	200	121	156
Rossington (from 13. 2. 70.)	320	320	161	198	159	122

It must be stressed, however, that it is difficult to attempt to hazard a pattern of air pollution for an area based on daily readings from a single site as the effects of individual sources of pollution, geographical and meteorological conditions can vary greatly even over a distance of less than a few hundred yards. The regional survey which is being carried out by the Sheffield University and carried out by the health departments in the area selected should give more accurate and informative results.

PREVENTION OF DAMAGE BY PESTS ACT 1949

The annual tabulation supplied to the Ministry was as follows:

	<u>Type of Property</u>	
	<u>Non-Agricultural</u>	<u>Agricultural</u>
<u>Properties other than sewers</u>		
1. Number of properties in district	27, 124	718
2. (a) Total number of properties (including nearby premises) inspected following notification	1, 098	21
(b) Number infested by (i) Rats	751	21
(ii) Mice	134	-
3. (a) Total number of properties inspected for rats and/or mice for reasons other than notification	113	275
(b) Number infested by (i) Rats	37	275
(ii) Mice	11	-

Sewers

4. Were any sewers infested by rats during the year?	No.	"
--	-----	---

The rodent control arrangements were continued as in previous years and the Council carried out a free domestic service and also held some 73 industrial and agricultural contracts, the latter with local farmers.

There is little industry in the area which attracts the rodent population but the agricultural holdings which are widespread throughout the area undoubtedly maintain the rat population during the winter period and the annual migration from the open spaces to the built-up areas during the winter time is readily observable.

It is still felt that ultimately the control of this particular rodent will have to be a direct responsibility of the local authority and that sooner or later a free service for all kinds of premises should be instituted in an attempt to ensure more accurate control.

CIVIC AMENITIES ACT 1967

The problems associated with abandoned vehicles continued to decline and it is interesting to note the numbers of vehicles dealt with in each year since this became a local authority responsibility.

Year	Abandoned vehicles dealt with	Vehicles voluntarily surrendered
1966	85	6
1967	114	13
1968	151	16
1969	86	21
1970	63	21

The Council has an arrangement with a local contractor to store or dispose of, as necessary, abandoned vehicles and also has a very good working liaison with the local police. Regrettably, however, there is one administrative step which creates trouble from time to time and this is the obtaining of information from vehicle taxation officers who are remote from this area. It sometimes takes nearly two months to obtain the registration details (i. e. the owner's name and address) relating to an abandoned vehicle and difficulties, therefore, ensue because of the storage problems. These are, however, intensified if the registration details have not been changed by succeeding owners. I am sure that this is a difficulty with which officers dealing with this problem have constant trouble and I am certain that if action could be taken to improve the information service a high percentage of present problems would be obviated.

PUBLIC CLEANSING

The rural district continues to develop and at the end of the year the overall cleansing task was as follows:

	<u>Number</u>		<u>Services</u>
	<u>1969</u>	<u>1970</u>	
Dustbins	22, 368	20, 918	Weekly.
Paper sacks	5, 216	6, 769	Weekly.
Pail closets	161	147	Weekly.
Privies	24	7)	4/6 weeks approximately,
Cesspools	689 .	694)	but variable according to
)	circumstances.
Bulk containers	403	410	Weekly.

It will be noted that the paper sack system continues to develop but for general interest the figures for 1969 are also shown as the general pattern of changes is interesting. It will be noticed that the conservancy system has now been greatly reduced and it is interesting to note that five years ago the figure showed well over 600 pails and privies in the area. A drive is being made at the present time to totally eliminate the privies and to convert the rest of the pails, although naturally there may be an irreducible minimum due to other factors. The cesspool figure shows signs of gradual increase but it must be appreciated that these are scattered over a relatively wide area and the majority cannot be picked up economically into a main drainage scheme.

DOMESTIC REFUSE COLLECTION

The fleet strength at the end of the year was as follows:

Two Pakamatic compression vehicles with bulk container hoist	35 cu. yd.
Two Pakamatic compression vehicles with bulk container hoist	40 cu. yd.
One Pakamatic	35 cu. yd.
One Pakamatic	40 cu. yd.
Two fore and aft tippers	12/18 cu. yd.
Two fore and aft tippers	18/25 cu. yd.
Two Musketeers	19 cu. yd.
	air space.

During the year under review the Council engaged the work study unit of the West Riding Provincial Council to introduce a work study based incentive bonus scheme in respect of refuse collection personnel. Additionally the Council set up their own work study section comprising two work study assistants, with appropriate clerical staff, to maintain the scheme and to introduce similar schemes amongst the ancillary services in the cleansing department.

The main scheme was introduced in August and the staff reduced to the requisite establishment by use of a redundancy scheme. There is little doubt that the scheme has been a success, although shortly after its operation

the department was involved in the "dirty workers" strike and for some three weeks all the employees withdrew their labour. It is still surprising to the department that, in the field of refuse collection and disposal, a more significant interruption in our daily way of life was not experienced. The Council had set up paper sack depots in the area where the public could collect paper sacks. Advice was given to householders regarding disposal of refuse and, all in all, a far greater measure of control was effected than was ever anticipated at the outset. It was disappointing, however, to experience a break of this kind after an incentive scheme had been introduced, but regrettably the implementation of other incentive bonus schemes was retarded due to the strike and the after-effects. At the end of the year survey work was going ahead as quickly as possible in respect of the cesspool emptying service and the salvage operations.

There are still 10 major collection rounds in the rural district and the figures shown include reserve vehicles which are utilised for maintenance replacement. At the end of the year 34 loaders were employed on the 10 rounds, which is a reduction of 12 over last year's normal operating figure.

The Council supply refuse containers as a part of the general rate service to domestic premises in the rural district and during the year 1,566 bins were issued in respect of new dwellings and in replacement of worn out bins in existing premises. The previous year's experiment of utilising plastic bins with paper sack liners was extended and this is operating successfully now in the paper sack development scheme. During the year under review schemes were extended at Armthorpe, Barnby Dun, Edenthorpe, Edlington and Kirk Sandall. Previous reference has been made to trials with plastic sacks and the Council tried a new improved variety as an experiment towards the end of the year but regrettably they did not stand up to the quantity and type of refuse experienced in colliery villages. Success has, however, been achieved in these areas using good quality kraft of 2 x 33 lbs. wet strength.

REFUSE DISPOSAL

In 1971 the long awaited report of the national Working Party on Refuse Disposal should be issued and this, together with the anticipated local government re-organisation, which will no doubt occur during the next decade, will undoubtedly dictate refuse disposal plans during that period. Previous reports have referred to the difficulties of refuse disposal in the rural district, namely the distance to be covered between the residential areas and the tips and the complications of finding several sites which would not affect the local water supply which is derived from deep boreholes in the bunter sandstone.

The Council's policy has been to attempt to set up controlled disposal points roughly north, south, east, and west in the rural area and the forthcoming year should find that a tractor shovel is stationed on each of the sites so that adequate control can be maintained at all times. The reclamation programme embraces filling in of a disused railway cutting, a stone quarry, and a gravel pit and all the sites are relatively remote although regrettably subject to trespass and vandalism. The availability of tipping is good and should last ten years and, in fact, neighbouring local authorities who have individual tipping problems have been invited to share in the Council's disposal system. At the end of the year, however, no decision had been taken by the authorities involved.

SALVAGE

417 tons of waste paper were baled and disposed of by contract during the year, giving a total income of £4,207. All manual employees in the cleansing department participate in the bonus scheme, 25% of all income being shared amongst the men; bonuses varied from £13 to £23 dependent upon actual participation in salvage work; a total of £1,051 being distributed.

These figures show a slight reduction in the tonnage although the financial position was a little better due to an increase in the price of baled paper. It is still felt that the target should be in the neighbourhood of 600 tons per annum but there will obviously have to be re-organisation of the rounds and by the end of the year a survey was being carried out to ascertain the most economic collection pattern. Unfortunately experience has shown that many shopkeepers do not appreciate the service which is given by the Council in respect of waste paper collection. This material is normally collected free of charge, providing it is flattened and stored in a relatively clean condition. In far too many instances, however, it is treated as refuse and often dumped unceremoniously in an open yard along with other waste material. The Council's employees are often expected to sort the salvageable material on site and dispose of the other refuse at the same time. Unfortunately the salvage vehicle which is used for the conveyance of the clean paper is not equipped to collect refuse simultaneously and misunderstandings, therefore, arise. There is little doubt that in 1971 the cost of labour will rise to such an extent that uneconomic waste paper collection will have to be abandoned and the bulk of waste material from shops in the area will be removed as trade waste.

The charges for trade waste are still relatively low and at the end of the year were £1 per bin per annum for a normal container and £12 per annum for the hire and weekly emptying of a $1\frac{1}{4}$ cu. yd. container. These charges have been in force now for some six or seven years without alteration and I feel that the very cheapness of the service has meant that its value is held in little regard. The present charge for the collection and disposal of $2\frac{1}{2}$ cu. ft. of refuse weekly (one normal refuse bin) is approximately 2p per trip! The charges will be reviewed in 1971.

CESSPOOL EMPTYING

The fleet in operation during 1969 was still in operation at the end of 1970 and this is set out below:

<u>Year first registered</u>	<u>Reg. No.</u>	<u>Capacity</u>
1961	5746 WY	1,100 gallons.
1962	370 CWR	1,500 gallons.
1964	BWR 107B	1,500 gallons.
1967	OWX 686E	1,500 gallons.

Cesspools showed a slight increase from 689 to 694 and during the year 9,124,500 gallons of sewage were removed from cesspools in the rural district area and some 49,362 miles were travelled by the fleet.

STAFF

As in the past few years the main body of the staff remained constant throughout the year under review. The emphasis on delegation continued and the specialist inspectors were further encouraged to extend their interest in their principal subject. The constant increase in duties has meant that there are now many visits which are made solely for check purposes and the Council therefore are now considering the question of utilising unqualified assistants for routine visits and activities. It is hoped that the first technical assistant will be employed in the forthcoming year.

I would again like to express my appreciation of the help and friendly co-operation which was given by Dr. Stalker throughout the year and I am fortunate in being in the happy position of recording that the "general direction difficulties" which appear to arise in some authorities have never been a problem with this Council.

It continues to be a pleasure to serve Doncaster Rural District Council; once again the Public Health Committee proved to be stimulating, and even sometimes controversial, and I would again wish to record my appreciation of their interest and the manner in which they have received my reports throughout the year.

I am, Mr. Chairman, Ladies and Gentlemen,
Your obedient Servant,

R. DURANT

Chief Public Health Inspector

February 1971.

---oOo---

