

[Report 1960] / Medical Officer of Health, Crompton U.D.C.

Contributors

Crompton (England). Urban District Council.

Publication/Creation

1960

Persistent URL

<https://wellcomecollection.org/works/qznzjkb9>

License and attribution

You have permission to make copies of this work under a Creative Commons, Attribution license.

This licence permits unrestricted use, distribution, and reproduction in any medium, provided the original author and source are credited. See the Legal Code for further information.

Image source should be attributed as specified in the full catalogue record. If no source is given the image should be attributed to Wellcome Collection.



Wellcome Collection
183 Euston Road
London NW1 2BE UK
T +44 (0)20 7611 8722
E library@wellcomecollection.org
<https://wellcomecollection.org>

Sebray



URBAN DISTRICT COUNCIL OF CROMPTON

ANNUAL REPORT


OF THE



Medical Officer of Health


AND THE

Senior Public Health Inspector



1960





URBAN DISTRICT COUNCIL OF CROMPTON


ANNUAL REPORT

OF THE

Medical Officer of Health

AND THE

Senior Public Health Inspector



1960



URBAN DISTRICT COUNCIL OF CROMPTON

ANNUAL REPORT

OF THE

Medical Officer of Health

AND THE

Senior Public Health Inspector



1960

I N D E X

| | <u>Page</u> |
|---|-------------|
| Ambulance Service | 11 |
| Atmospheric Pollution.. . . . | 17 |
| Births and Stillbirths. | 8 |
| Childrens Act, 1948 | 11 |
| Clearance of Unfit Houses | 21 |
| Comments - Vital Statistics.. . . . | 9 |
| Common Lodging Houses.. . . . | 22 |
| Complaints. | 20 |
| Day Nurseries | 10 |
| Deaths | 8 |
| Defects and Nuisances.. . . . | 20 |
| Disinfection | 19 |
| Disinfestation.. . . . | 19 |
| Dustbins.. . . . | 17 |
| Dysentery.. . . . | 9 |
| Factories.. . . . | 20 |
| Food & Drugs - Sampling | 24 |
| Food, inspection and supervision of | 23 |
| Food Hygiene | 23 |
| Health Services, general provision of | 10 |
| Home Help Service | 11 |
| Home Nursing | 11 |
| Hospital and Clinic Facilities | 12 |
| Housing | 21 |
| Ice Cream.. . . . | 24 |
| Immunisation - Poliomyelitis. | 9 |
| Improvement Grants | 22 |
| Infant Mortality. | 8 |
| Infant Welfare.. . . . | 10 |
| Infectious Diseases | 9 |
| Inspections - Housing.. . . . | 21 |
| Introduction - Medical Officer of Health. | 5 |
| Introduction - Senior Public Health Inspector.. . . . | 13 |
| Legal Proceedings | 20 |
| Maternal Mortality | 8 |
| Maternity Services | 10 |
| Measles | 9 |
| Meat and Other Food Inspections | 23 |
| Members of the Health Committee | 3 |
| Mental Health | 11 |
| Midwives.. . . . | 10 |
| Milk and Dairies. | 24 |
| New Houses Erected | 21 |
| Notification of Infectious Diseases | 9 |
| Offensive Trades. | 17 |
| Overcrowding | 21 |

I N D E X

| | <u>Page</u> |
|--|-------------|
| Pathological Specimens | 9 |
| Physical Features of the District.. . . . | 7 |
| Population | 7 |
| Poliomyelitis... | 9 |
| Public Cloansing | 16 |
| Rag Flock. | 17 |
| Refuse Collection and Disposal | 16, 17 |
| Rent Act, 1957 - Certificates of Disrepair | 22 |
| Repairs - Housing | 21 |
| Rivers and Streams | 15 |
| Rodent Control.. . . . | 19 |
| Salvage... | 16 |
| Sampling.. . . . | 24 |
| Sanitary Accommodation | 17 |
| Sanitary Inspections.. . . . | 20 |
| Sewage Disposal. | 15 |
| Shops Act, 1950. | 25 |
| Slaughterhouses. | 23 |
| Slum Clearance.. . . . | 21 |
| Staff of the Public Health Department.. . . . | 4 |
| Statistics | 7, 8 |
| Statistical Tables | 26 - 43 |
| Swimming Baths.. . . . | 19 |
| Tuberculosis | 9 |
| Vital Statistics | 8 |
| Water Supply | 15 |
| Welfare Services | 11 |
| Whooping Cough.. . . . | 9 |

L I S T O F T A B L E S

| <u>Table No.</u> | | |
|------------------|---|---------|
| I | Vital Statistics, 1940 - 1960.. . . . | 26 |
| II | Causes of Death and Age Distribution. | 27 |
| III | Quinquennial Birth and Death Rates... | 28 |
| IV | Notifiable Diseases | 29 |
| V | Tuberculosis - Notifications and Deaths | 30 |
| VI | Summary of Visits and Inspections | 31, 32 |
| VII | Nuisances and Defects Remedied | 33 |
| VIII | Houses - Sanitary Conditions... | 34 |
| IX | Factories and Workshops.. . . . | 34 |
| X | Factories Act, 1937 - 1948 | 35 |
| XI | Atmospheric Pollution - Measurement.. . . . | 36 |
| XII | Rodent Control | 37 |
| XIII | Housing Statistics. | 38 - 40 |
| XIV | Food Premises and Registrations | 41 |
| XV | Animals Slaughtered and Inspected | 42 |
| XVI | Other Foods Inspected | 43 |
| XVII | Samples obtained for Analysis (L.C.C.) | 43 |

CROMPTON URBAN DISTRICT COUNCIL

1960 - 1961

CHAIRMAN - Councillor Harry Rothwell, J.P.

PUBLIC HEALTH COMMITTEE

CHAIRMAN

Councillor Norman J. Wright

VICE-CHAIRMAN

Councillor Eric Wild

Councillor Wilfred Bardsley

Councillor John Burke

Councillor Gerald Cockcroft, J.P., C.C.

Councillor Cyril Fiddler

Councillor Roy W. Mills

Councillor Matthias Pilling

Councillor John W. Roberts

Councillor Harry Rothwell

Councillor Frank H. Sykes

Councillor Harold M. Turner, M.B.E., J.P. (Deceased)

Councillor Ronald Whittaker

CLERK OF THE COUNCIL

G. Robert Hinton

PUBLIC HEALTH OFFICERS

Medical Officer of Health -

TERENCE P. O'GRADY, M.B., B.Ch., B.A.O., D.P.H.
(Died 31/10/60)

Divisional Health Office,
"Tylon",
Middleton Road, Chadderton.

Acting Medical Officer of Health -

GILBERT ROXBURGH BRACKENRIDGE, M.B., Ch.B., D.P.H.

Senior Public Health Inspector -

ALAN H. KIRKMAN, A.R.S.H., M.A.P.H.I. * (a.b.c.)

Additional Public Health Inspector -

JOSEPH W. RUSTIDGE, A.R.S.H., M.A.P.H.I. * (a.b.)

Pupil Public Health Inspector -

MIKHAIL T. BITHELL (Appointed 5/9/60)

Public Health Clerk (Part-time)

MRS. L. CHADWICK

NOTES

- * (a) Public Health Inspector's Certificate.
- (b) Meat and Other Food Certificate of the Royal Society of Health.
- (c) Smoke Inspector's Certificate of the Royal Society of Health.

ANNUAL REPORT
of the
MEDICAL OFFICER OF HEALTH
for the Year 1960

TO THE CHAIRMAN AND MEMBERS OF THE CROMPTON URBAN DISTRICT COUNCIL

Mr. Chairman, Gentlemen,

I have pleasure in presenting for your consideration the Annual Report on the health of the district for 1960.

Firstly I must thank the Chairman and Members of the Health Committee, the Clerk of the Council and the Senior Public Health Inspector and his staff for their tolerance, assistance and encouragement in the latter half of the year when, during the illness and following upon the tragic death of the late Dr. T.P. O'Grady, I was Acting Medical Officer of Health for the district. I was indeed fortunate in being able to draw on the fund of goodwill established by my predecessor.

As in previous reports the statistical details of the year's Public Health activities are set out and tabulated in the body of the report, in accordance with the Ministry of Health's instructions and advice.

The estimated population of 12,880 showed an increase of 190 over the previous year. There were a total of 185 births giving an adjusted birth rate of 14.9 compared with the national figure of 17.1. There were no maternal deaths, but five infant deaths, three of which occurred in the first week of life.

A total of 190 deaths were registered, being an increase of 18 on the 1959 figure and giving an adjusted death rate of 15.9 in comparison with the national figure of 11.5.

There was an increase in the incidence of notifiable infectious diseases, largely the result of the prevalence of measles and dysentery.

A total of 56 houses were represented as unfit for human habitation and during the year 113 new houses were provided in the district, 36 by the Council and 77 by private enterprise. It is understood that some 875 new houses are likely to be erected by private contractors in the district in the course of the next three years and the Committee will appreciate that this is bound to throw increasing work on the Health Department.

It might be appropriate to mention here the desirability for early application by the elderly for bungalow accommodation. However, it is desirable that in handing over the tenancy of their present homes to relatives, the elderly should seek local advice to safeguard their own position as sub-tenants. Unfortunately certain cases have arisen, where old people have found themselves at odds with younger relatives within a short time of the transfer of tenancy, and the situation can only be resolved by the old person applying to the Welfare Services for some alternative accommodation.

As a result of the tragic death of a local child it is also opportune to remind parents of the risks of children playing with polythene bags. Many of the manufacturers packing their products in this material have taken precautions to perforate the intact film, but it is not generally appreciated that such material is attracted to the person by electrostatic forces, and in playing with bags placed over the head the young child may be quite unable to free himself from the polythene bag, as he would with other flexible material.

In conclusion I must thank the staff of the Health Department for their assistance in the preparation of this Report. I hope that I will have the pleasure of a continued happy association with the district, the Council and its Officers.

Yours sincerely,

GILBERT R. BRACKENRIDGE

Medical Officer of Health

Public Health Department,
Town Hall,
SHAW.

June, 1961.

PHYSICAL FEATURES AND GENERAL CHARACTERISTICS OF THE DISTRICT.

The Urban District of Crompton covers some 2,865 acres located on the western slopes of the Pennines on the fringe of the South Lancashire Industrial Area, varying between 550 to 1,300 feet above sea level. It is bounded on the north by the Urban District of Milnrow, on the south and west by the Urban District of Royton, on the south by the County Borough of Oldham and on the east by the Urban District of Saddleworth in the West Riding of Yorkshire.

Much of the outlying area is comprised of agricultural and moor land, whilst the industrial centre is devoted to cotton spinning and here the greater part of the population is housed.

The district is divided into four wards - North, South, East and West.

The sub-soil is chiefly clay and shale, with sand and rock in places overlying the coal measures.

The district is well served by transport facilities - rail and bus services.

GENERAL STATISTICS

| | |
|---|----------|
| Area (Acres)..... | 2,865 |
| Population - (a) Census 1951..... | 12,558 |
| (b) Registrar-General's (Mid-year 1960) .. | 12,880 |
| Number of inhabited houses at end of 1960..... (according to Rate Books) | 4,717 |
| Rateable Value..... | £179,828 |
| Sum represented by a Penny Rate..... | £689 |

VITAL STATISTICS

| | <u>M.</u> | <u>F.</u> | <u>Total</u> | |
|---|-----------|------------|--------------|------|
| Live Birth (Legitimate | 82 | 100 | 182 | |
| (Illegitimate | - | 3 | 3 | |
| Total | <u>82</u> | <u>103</u> | <u>185</u> | |
| Rate (crude) per 1,000 estimated population mid-1960..... | | | | 14.4 |
| Rate (adjusted) (comparability factor 1.04),..... | | | | 14.9 |
| Illegitimate live births (per cent of total live births).... | | | | 1.65 |
| Stillbirths..... | 3M | 4 F | | 7 |
| Rate per 1,000 live and stillbirths..... | | | | 36.5 |
| Total Live and Stillbirths..... | | | | 192 |
| Infant Deaths (deaths under one year)... | 3M | 2 F | | 5 |
| Infant Mortality Rate per 1,000 live births - total..... | | | | 27.0 |
| Rate per 1,000 live births - legitimate..... | | | | 27.5 |
| Rate per 1,000 live births - illegitimate..... | | | | Nil |
| Neo-natal Mortality Rate (deaths under 4 weeks per 1,000 total live births)..... | | | | 16.2 |
| Early Neo-natal Mortality Rate (deaths under 1 week per 1,000 total live births)..... | | | | 16.2 |
| Peri-natal Mortality Rate (stillbirths and deaths under 1 week combined per 1,000 total live and still births).. | | | | 52.1 |
| Maternal Mortality (including abortion) | | | | |
| Number of deaths..... | | | | Nil |
| Rate per 1,000 total live and stillbirths..... | | | | Nil |
| Deaths - total..... | | | | 190 |
| Rate (crude) per 1,000 estimated population mid-1960..... | | | | 14.8 |
| Rate (adjusted) (comparability factor 1.08)..... | | | | 15.9 |

COMMENTS ON VITAL STATISTICS.

The number of deaths in 1960 was 190 (as compared with 172 in 1959) giving an adjusted death rate of 15.9 (14.6) to compare with the national figure of 11.5 (11.6). The major causes of death were diseases of the heart and circulatory system 66 (60), cancer, all forms, 38 (30) and vascular lesions of the nervous system 32 (30). The figures for 1959 are given inside the brackets for comparison.

Table I shows the annual principal statistics for the past two decades.

Table II and III shows the causes of death and also the quinquennial birth and death rate since 1935.

There were no maternal deaths in 1960 but five infant deaths occurred in the first year of life and of these three occurred in the first week.

PREVALENCE AND CONTROL OF INFECTIOUS AND NOTIFIABLE DISEASES.

There were more cases of infectious disease in 1960 - 390 cases compared with 172 in 1959. This was mainly due to the incidence of measles - 189 cases and dysentery - 163 cases. The incidence of dysentery shows that this disease is following the pattern of occurring in appreciable numbers in alternate years.

The 28 cases of whooping cough, as compared with one case in 1959, show that more parents should take advantage of the immunisation available against this disease.

It is pleasing to report no case of poliomyelitis in 1960 but this should not prevent all persons up to 40 from availing themselves of the protection of vaccination against poliomyelitis.

Three new cases of tuberculosis were notified, two pulmonary and one non-pulmonary compared with 13 cases in 1959.

At the end of the year there were 49 persons on the Tuberculosis Register, 38 pulmonary and 11 non-pulmonary.

Table IV sets out the age distribution of persons notified as suffering from infectious diseases.

PATHOLOGICAL SPECIMENS.

As a result of the outbreak of dysentery during the year some 1,549 faeces samples were submitted to the Public Health Laboratory, Monsall Hospital, Newton Heath, Manchester. This high number is due to the submission of samples from the three nurseries in the district which care for large numbers of children from outside the district.

GENERAL PROVISIONS OF PERSONAL HEALTH SERVICES.

These services are administered by the Lancashire County Council and for this purpose Crompton forms part of Health Division 14. The Medical Officer of Health for Crompton is also Divisional Medical Officer and the address of the Divisional Office is "Tylon", Middleton Road West, Chadderton. (Telephone Number MAIN (Oldham) 6251/2).

The Assistant Divisional Medical Officer based at High Street School Clinic is Dr. R. Million (Telephone Number SH9 7114)

MATERNITY SERVICE.

Two midwives are employed to serve this district. Their addresses are as follows:-

Nurse N. Flynn, 3, Trent Road, Shaw. (SH9 7268)
Nurse N. Harris, 26, Moor Street, Shaw. (SH9 7802)

Ante-Natal and Post-Natal Clinics.

Ante-natal and Post-natal clinics are held at The Clinic, High Street, Shaw, every Wednesday from 2 p.m. to 4 p.m. Telephone Number SH9 7114.

INFANT WELFARE SERVICES.

Three Health Visitors, Mrs. M.M. Ashworth, Mrs. B. Buckley and Mrs. H. Smith (part-time) are responsible for the Crompton district and can be contacted at the High Street Clinic. They are assisted by Mrs. P. O'Donnell, School Nurse.

Two child welfare sessions are held weekly on Tuesday and Friday from 2 p.m. to 4 p.m. at the Clinic, High Street. Children are referred from these clinics to the Orthopaedic, Ophthalmic and Dental clinics as required.

Welfare Foods such as National Dried Milk, Cod Liver Oil, Orange Juice etc. are available at the Child Welfare Sessions.

DAY NURSERIES.

There is one County Council nursery at Kershaw Street, Shaw, with a 50 place accommodation and there are also 3 nurseries attached to cotton mills, providing accommodation for 255 children.

| | | |
|-------------------|------------|----------|
| Farrow House..... | - 98 | children |
| Lilac Mill..... | - 70 | " |
| Wye Mill..... | - 87 | " |
| | <u>255</u> | " |

AMBULANCE SERVICE.

Two ambulances and one dual-purpose vehicle are based on the Ambulance Station at Moor Street. This station is manned on a 16 hour basis, and night ambulance work is carried out from 24 hour manned stations in nearby districts. The Ambulance Service is under radio control from a Control Centre at Radcliffe (RAD. 3021).

HOME HELP SERVICE.

This is administered by the Divisional Health Committee. There is a Home Help Organiser, Miss M. Fielden, whose duties are to co-ordinate the supply and demand of Home Helps throughout the Division. The major part of this service is devoted to the care of the aged and infirm in their own homes.

HOME NURSING.

The District Nursing Service is provided by Health Division 14. The Crompton nurse is Mrs. F. Knight residing at 396, Milnrow Road, Shaw. (SH9 7730). Mr. C.S. Croasdale, 19, Garforth Street, Chadderton, (MAIN 6903), is the Male nurse, available for dealing with certain cases.

WELFARE SERVICE.

Under arrangements made by the Lancashire County Council resident accommodation is provided for persons in need of care and attention not otherwise available in one of four homes for the elderly administered by Division 14. The statutory services including Home Nurse, Home Help, Health Visitor and Laundry Service co-operate with the voluntary bodies providing Meals on Wheels, Chiropody, Home visiting etc., in order to support the elderly and handicapped in their own homes.

CHILDRENS ACT, 1948.

The work in connection with certain classes of children who, for one reason or another, are deprived of normal parental care is carried out by the Childrens Department of the Lancashire County Council at Enville House, Ashton. (ASHTON 2933)

MENTAL HEALTH.

Very effective liaison exists between the Local Authority Mental Welfare Staff centred at the Divisional Health Office and the Local Hospital Consultant and Psychiatric Staff. Enquiries on any aspects of Mental Health and Welfare should be directed to the Divisional Health Office. (MAIN 6251/2).

HOSPITAL AND CLINIC FACILITIES.

Oldham Royal Infirmary and Oldham & District General Hospital provide normal general hospital services for residents of the district. Cases of Infectious Disease are normally admitted to Westhulme Hospital, Oldham. Certain categories of patients are admitted direct to other specialist units in the Manchester area.

The treatment centres for venereal diseases are:-

Oldham and District General Hospital..... MAIN 8181
The District Infirmary, Ashton..... ASHTON 1611
The Municipal Clinic, 20, Baillie Street, Rochdale.. ROCHDALE 47474

The Tuberculosis Chest Clinic at Oldham and District General Hospital provides facilities for examination and follow up of patients referred there by the General Practitioners.

Laboratory facilities are available at the Public Health Laboratory, Monsall Hospital, Newton Health, Manchester, and acknowledgment is here made of the valuable help and co-operation received at all times from the Director and the members of his staff.

ANNUAL REPORT
of the
SENIOR PUBLIC HEALTH INSPECTOR
for the Year 1960

TO THE CHAIRMAN AND MEMBERS OF THE CROMPTON URBAN DISTRICT COUNCIL

Mr. Chairman, Gentlemen,

Once again I have much pleasure in submitting the Annual Report on the work of your public health inspectors and the sanitary circumstances of the district for 1960.

The year was a very eventful one from the public health standpoint. Generally there was an increase in the number of inspections carried out especially in relation to housing and in respect of notices served.

Regarding housing the principal events were the two clearance areas dealt with by compulsory purchase in conjunction with the re-development of the town. Another matter worthy of note was the closing of the common lodging house in the early part of the year.

The Council's policy of elimination of all the waste water closets was continued during the year and the near future should see the programme completed.

The controversy relating to Smoke Control was at its height at the end of the year, but householders settled down and in time will appreciate the benefits of smokeless air. Nothing worthwhile is ever achieved without difficulties and, if the Council remain steadfast, future generations will applaud to-day's efforts.

During the early part of the year the mechanical shovel was in use at the Council's tip and showed good results in tip control, lack of nuisance and labour saving. In addition the purchase of the gully emptier enabled pail closet collection to be improved hygienically. The two machines, the mechanical shovel and the gully emptier, are used in conjunction with Milnrow U.D.C. and show that the smaller authorities can be efficient and up-to-date by co-operation between themselves.

The consideration and support given by the Chairman and Members of the Public Health Committee is again appreciated together with the help of the Chief Officers and their staffs.

The advice and encouragement of the late Dr. O'Grady, Medical Officer of Health, was sorely missed during the year.

1960 was a difficult but a very fruitful year and for much that was achieved thanks are due to the staff of the Health Department in particular Mr. Rustidge and Mrs. Chadwick.

I am, Gentlemen,

Yours sincerely,

ALAN H. KIRKMAN

Senior Public Health Inspector

Public Health Department,
Town Hall,
SHAW.

June, 1961.

ENVIRONMENTAL HEALTH

(A) SANITARY CIRCUMSTANCES OF THE AREA.

1) WATER SUPPLY.

Public Supply. The supply in mains by Oldham Corporation continued to be excellent in quality and quantity during the year. Three bacteriological and one chemical sample were submitted for analysis and these proved satisfactory.

4,649 houses are directly connected to the public main in Crompton serving approximately 12,600 of the population. There is no evidence of liability to plumbo solvent action.

Private Supply. The number of houses and farms in the outlying parts of the district relying on private supplies from wells and springs was reduced to 87, due to closing and demolition of unfit houses. Four samples submitted for bacteriological examination were satisfactory. The houses in the higher parts of the district obtain their supplies from springs and there is little pollution from farm animals etc.

2) SEWAGE DISPOSAL.

Most of the district is sewered and the sewage is treated at the New Hey and Low Crompton Works.

The number of pail closets in the district was further reduced by demolition of unfit houses and is now 92 - a reduction of 8 in 1960. The weekly collection of pails was carried out this year by the Council's new gully emptying machine. A special night soil attachment was fitted to this vehicle and the unpleasant job of pail emptying was thus made easier and more hygienic - a fact greatly appreciated by the residents and the workmen.

One farm was connected to the sewer during 1960.

The number of enquiries made during the year from isolated houses and groups of houses to consider the provision of small sewage schemes is most encouraging. This is a very useful field of activity for your inspectors and one in which more time could usefully be spent.

3) RIVERS AND STREAMS.

The Mersey Rivers Board is the controlling authority for the streams in the district. Complaints of obstruction to the flow of the River Beal were passed on to the Surveyor and received prompt attention

One complaint of pollution of a stream was investigated and found to arise from a leaking cesspool some distance away. The cesspool is now emptied regularly.

4) PUBLIC CLEANSING.

(a) Refuse Collection. This service continued fairly satisfactorily during the year but, with the expansion of the district, it will give cause for concern. Refuse is now emptied from 5,184 dustbins at 4,717 houses and 654 other premises. This shows a substantial increase on 1959.

This refuse is collected in one fore-and-aft eighteen cubic yard vehicle and one twelve cubic yard side-loader in use full time. In addition a seven cubic yard side-loader is employed part-time on out districts and salvage. Consideration of the replacement of this latter vehicle will be necessary in the near future. Frequency of collection varied during the year from 7 to 9 days in respect of one round and 7 to 10 days in respect of the other round.

(b) Refuse Disposal. A total of 2,120 loads of refuse were disposed of by controlled tipping at Rushcroft in 1960. By the end of the year this tip was practically full and negotiations for the new tipping site at Thornham completed.

The Rushcroft tip was well controlled during the year and the cause of little complaint. This is due to the use of the Loadall mechanical shovel hired from Milnrow U.D.C. The extra cost of this machine was largely offset by reduced labour charges.

(c) Salvage. The income from waste paper fell last year, 48 tons 10 cwt 56 lbs. realising £339.12s. 6d, a fall of £17. 2s. 6d. Whilst the salvage of waste paper is good husbandry and it does keep large volumes of paper off the tip, it would be difficult to make a complete case for its retention on purely economic grounds. However, waste paper salvage is still being continued although any increased expenditure on plant and labour would not be really justified.

Similarly salvage of metal fell to a very low figure. This is principally due to the use of the mechanical shovel at the tip. All metal and tins etc. are immediately pushed down the tip and covered, there being no one employed to sort and salvage.

The following Table sets out the salvage figures over the past five years.

WASTE PAPERBALED TINS

| Year | Weight Collected | | | Value | | | Year | Weight Collected | | | Value | | |
|------|------------------|----|------|-------|----|---|------|------------------|----|------|-------|----|----|
| | T. | C. | LBS. | £ | S | D | | T. | C. | LBS. | £ | S | D |
| 1956 | 81 | 15 | 56 | 612 | 16 | 2 | 1956 | 4 | 18 | 56 | 30 | 11 | 4 |
| 1957 | 43 | 16 | 84 | 306 | 17 | 3 | 1957 | 8 | 2 | 1 | 47 | 0 | 1 |
| 1958 | 56 | 11 | 56 | 373 | 0 | 7 | 1958 | 7 | 4 | 63 | 45 | 4 | 7 |
| 1959 | 58 | 11 | 56 | 356 | 15 | 0 | 1959 | 1 | 1 | 73 | 17 | 15 | 11 |
| 1960 | 48 | 10 | 56 | 339 | 12 | 6 | 1960 | | 8 | 19 | 2 | 9 | 2 |

(d) Dustbins. The municipal bin scheme, supplying bins to premises out of the rate fund, continued very satisfactorily during the year, 395 bins were supplied including 113 to new houses. At the end of the year a good supply of bins was in stock in spite of difficulties with the supplier.

5) OFFENSIVE TRADES.

There are no offensive trades carried on or registered in the district.

6) RAG FLOCK PREMISES.

There are no licenced manufacturers in the district, but there is one registered upholsterer.

7) SANITARY ACCOMMODATION.

By the end of the year the programme for the complete elimination of waste water closets was well under way, the Ministry having given approval for loan. A complete survey was carried out and owners notified of the grant of £12 or half cost which is available.

Only a further nineteen waste water closets had actually been converted by the end of the year leaving 117 still in use, but proposals had been received for many more conversions. This will be reflected in the 1961 report.

Under this heading it is usual to mention the work carried out by the Department's workman in clearing water closets etc. As part of this service 22 waste water closets, 33 water closets and 79 drains and gullies were cleared. This is a free and prompt service.

8) ATMOSPHERIC POLLUTION.

Industrial. Forty-two smoke observations and thirty one visits to boiler plant were made during the year.

Industrial smoke emission continues to diminish as more modernisation of cotton mills is carried out and firms continue

to modify their boiler plant. One large cotton mill ceased to rely on hand firing of their boilers and installed low ram mechanical stokers. This was approved by the Prior Approval Panel and when the work was completed a chimney that had been a bad offender of smoke emission became reasonably "clean". In addition two other mills were electrified, thus ceasing use of one chimney and boiler house and only placing a heating load on the remaining boiler plant and chimney. This again greatly reduced smoke emission. Another plant - a laundry - turned from the use of coal to coke. The low chimney of these premises is now smoke free and the management are finding costs no heavier.

In all these improvements your Inspector has been intimately concerned - the results of many months of patient work coming to fruition.

Domestic. The year 1960 will go down as a landmark in the history of Crompton. It was the date when the No. 1 Smoke Control Order came into operation. This operated from the 1st July, 1960. The detailed work of approving grants and inspection of adaptations had proceeded very smoothly in the early part of the year, but criticism was encountered in the latter part of the year. The main items of concern were the availability and cost of premium grade smokeless fuels. Householders complained of difficulty in burning the fuels and showed great antagonism to coke. This criticism was taken up both in the Council Chamber and the Press.

Advice and assistance was given by the inspectorial staff, experts from the Coal Utilisation Council and the North Western Gas Board. This work was quite fruitful but, as the winter wore on, it was apparent that people had got more use to the fuels and by the end of the winter the area had settled down.

Preliminary approval was received during the year to the Council's No. 2 Smoke Control Area and the survey was well advanced at the end of the year. Staff difficulties may, however, delay the operation of this area.

The total number of visits made in respect of Smoke Control Areas in 1960 was 809.

Investigation of Atmospheric Pollution. As members of the South East Lancashire Consultative Committee, the Council installed a volumetric apparatus at the Town Hall for the measurement of smoke and sulphur dioxide. This replaced the Lead Peroxide instruments used in previous years. The results of this volumetric apparatus are displayed at the Monthly Health Committee meeting and at times of heavy pollution in

the entrance hall of the Town Hall. Table XI shows graphically the pollution in the district. Comparison with adjoining authorities shows that pollution in Crompton is high.

9) RODENT CONTROL.

Fifty-one premises were found to be infested with rats and fourteen with mice. All were treated by the Council's operator using methods approved by the Ministry. Table XII gives details regarding work under this heading.

The usual two sewer treatments were carried out in the Spring and Autumn and the following information sums up this aspect of rodent control.

| | <u>March</u> | <u>September</u> |
|-------------------------------------|--------------|------------------|
| No. of manholes baited .. | 127 | 162 |
| " showing take of pre-bait .. | 1 | 8 |
| " showing complete pre-bait take .. | 3 | 7 |

These results still maintain a substantial reduction in sewer infestations and is probably due to using the "stockinette bag" system of baiting. The reduction in the number of rats in the Council's sewers is reflected in the small number of complaints of rat infestations in the district generally.

10) DISINFESTATION.

During the year 15 council houses and 25 private houses were treated for vermin. The main cause of complaint is cockroach infestation and treatment measures proved very effective.

11) DISINFECTION.

Two houses were disinfected after cases of infectious disease. In addition advice on current disinfection is given in all other cases and free disinfectant issued.

12) SWIMMING BATHS.

The Public Baths, situated in Farrow Street, consist of one main plunge and slipper baths. The capacity of the bath is 60,000 gallons supplied from the main supply of Oldham Corporation and the continuous system of filtration, chlorination and aeration changes the water every four hours.

All the 20 samples of water submitted were bacteriologically satisfactory and the one sample sent for chemical analysis also proved to be satisfactory.

The Baths Superintendent takes daily samples for chlorine content and p.h. (alkalinity) to ensure that the water is at all times satisfactory for the load on the bath.

13) FACTORIES.

There are 103 factories on the register and a total of 58 inspections were carried out for all purposes under the sections of the Factories Act, 1937 enforceable by the local authority. One written notice was served in respect of unsuitable sanitary accommodation and in two cases defects were remedied. Table IX gives details of the number and type of factories in Crompton and Table X the number of inspections and action taken during the year.

Two visits were made in connection with outworkers under the Act.

14) SANITARY INSPECTIONS.

A total of 7,440 visits of inspection were made during 1960. Table VI gives an indication of the scope and nature of these visits and the work of your Inspectors during the year.

15) COMPLAINTS.

Some 467 official complaints were made to the Department during 1960, an increase of 113 over 1959. All complaints, even those of an anonymous nature, are investigated and appropriate action taken where required.

16) DEFECTS AND NUISANCES.

856 defects and nuisances were discovered and 791 remedied during the year. To ensure these remedies 271 informal and 13 statutory notices were served - Table VII.

The number of informal notices served was 137 more than in 1959.

17) LEGAL PROCEEDINGS.

In two cases it was necessary to resort to legal proceedings to comply with notices and in both cases Nuisance Orders under Section 94 of the Public Health Act, 1936, were obtained. The result of this was that in one case work was done by the owners and in the other work was done in default by the Council.

(B) HOUSING.

1) INSPECTIONS.

1,794 inspections for defects were made to 1,091 houses in 1960. These figures show a considerable increase on the number of inspections made in 1959.

2) REPAIRS.

As a result of the above inspections, 152 houses were found to be unfit for human habitation but capable of being rendered so fit at reasonable expense, 182 houses were made fit after informal action, under the Public Health and Housing Acts and a further 6 houses after service of formal notice under the Public Health Act, 1936.

3) CLEARANCE OF UNFIT HOUSES.

In 1960 a total of 56 houses were represented as unfit for human habitation and not repairable at reasonable expense. This included 21 houses contained in two clearance areas dealt with by means of Compulsory Purchase Orders. These two areas were part of a comprehensive scheme for redevelopment of the town centre and, after a public inquiry, both orders were confirmed by the Minister with little modification.

Twenty seven houses were actually demolished during the year and three closed under the individual unfit house procedure of Section 17 of the Housing Act, 1957.

Some 54 persons in 27 families were re-housed in Council property.

4) OVERCROWDING.

Fifteen cases of overcrowding were relieved by re-housing in Council houses and at the end of the year there were some 23 cases on the Housing List. The majority of these latter cases are in need of extra bedroom accommodation.

5) APPLICATIONS FOR COUNCIL HOUSES.

By the end of the year there were 308 applicants on the list showing the demand to be mainly for one bedroom and two bedroom accommodation.

6) NEW HOUSES ERECTED.

In 1960 the Council erected 36 bungalows for aged persons at Hunger Hill. This brings the total of post-war Council

dwellings to 481. Private enterprise built 77 houses, a decrease of 20 on 1959 and this brings the total of post-war private houses to 413. This information is kindly supplied by the Surveyor.

The total number of houses erected since the survey of 1919 is as follows:-

| | | |
|------------------------------------|-----|--------------|
| By the Council (Housing Act, 1919) | ... | 80 |
| " " " (Housing Act, 1924) | ... | 206 |
| " " " (Housing Act, 1936) | ... | 185 |
| " " " Post War Housing | ... | 481 |
| | | <hr/> |
| | | 952 |
| By Private Enterprise | ... | <u>667</u> |
| Total | ... | <u>1,619</u> |

7) IMPROVEMENT GRANTS.

The Surveyor informs us that there were fifty six applications for Standard Grants under the House Purchase and Housing Act, 1959, all of which were approved by the Council. In fifty three cases the works of improvement were completed during the year.

All the statistics in relation to Housing will be found in Table XIII.

8) RENT ACT, 1957.

Certificates of Disrepair. Work under this Act decreased during the year there being only 5 applications. Four Certificates of Disrepair were issued and one undertaking from a landlord received. No certificates were cancelled during the year.

9) COMMON LODGING HOUSES.

The larger common lodging house in the district was represented as an unfit house and the subject of a Demolition Order. These premises were registered for some 23 persons and the number had become gradually reduced to 17. All these persons were found alternative accommodation at other premises and it was only necessary to take one person into a County Home for Elderly Persons.

The one remaining registered premise was kept in good order during the year.

Some 21 visits were made to these premises in 1960

(C) INSPECTION AND SUPERVISION OF FOOD.

1) FOOD HYGIENE.

Work under this heading proceeded steadily during the year, despite pressure of other work, and 535 visits were made to all types of food premises except Slaughterhouses.

Table VI sets out these visits made under the Food Hygiene (General) Regulations, 1960.

In this connection 17 informal notices were served requiring improvements to be carried out. Table VII summarises these requirements.

There were no cases of food poisoning notified during the year.

2) INSPECTION OF MEAT AND OTHER FOODS.

Slaughterhouses. At the beginning of the year there were four licenced slaughterhouses in the district. After informal and formal discussions with the meat trade representatives, slaughterhouse occupiers and owners, butchers and other authorities, the Slaughterhouses Report, prepared under the Slaughterhouse Act, 1958, was submitted to the Ministry of Agriculture, Fisheries and Food and received confirmation.

The effect of this Report is that one slaughterhouse ceased to be licenced and that the other three slaughterhouses will submit plans to bring their premises up to the standard required by the Slaughterhouses (Hygiene) Regulations and the Slaughter of Animals (Prevention of Cruelty) Regulations, 1958. The date of coming into operation of the structural regulations is 1st January, 1962.

Meat Inspection. 608 cattle, 93 cows, 583 sheep, 1 calf and 1 pig were killed and inspected in 1960, the number of cattle being increased on the 1959 figures. 12.35% of cattle and 17.2% of cows were affected by disease other than tuberculosis, mainly minor parasitic conditions. The figures for tuberculosis were very low 1.81% of cattle and 1.07% of cows.

The total weight of meat condemned was 11 cwts. 26 lbs., a considerable reduction on 1959, showing the good quality of animal slaughtered in the district.

The bulk of the slaughtering was carried out on Sundays and again your Inspectors maintained 100% inspection by week-end working. A total of 338 visits to slaughterhouses were made to effect this work.

All the figures for meat inspection are contained in Table XV.

Other Food. Table XVI shows the amount and type of other food condemned during the year which in 1960 totalled 3 cwts. 1 qr. 15 lbs.

3) MILK & DAIRIES.

The number of distributors registered by the local authority at the end of the year was 53. The premises are solely for the sale of milk in bottles with little danger of contamination.

The following table details the distributors and licences issued.

| | | |
|--|-----|----|
| No. of Milk Distributors | ... | 53 |
| No. of Licences to retail pasteurised Milk | ... | 22 |
| No. of Licences to retail sterilised Milk | ... | 69 |
| No. of Licences to retail tuberculin tested Milk | ... | 23 |

4) MILK SAMPLING - BIOLOGICAL.

Following up the cases of brucellosis referred to in the 1959 Report more samples of milk were obtained from the infected herd of cows. A total of 14 samples were submitted for the special bacteriological examination of which four samples from three cows were positive. One cow was slaughtered and the milk from the other two submitted for pasteurisation until the cows were "dry". Further samples will be obtained after the cows have calved.

5) ICE CREAM.

There are no manufacturers of ice cream in the district, but 53 visits were made to premises registered for the sale and storage of ice cream. In addition 27 inspections were made of ice cream vehicles.

6) FOOD AND DRUGS ACT, 1955 - SAMPLING.

The Food and Drugs Authority for this district is the Lancashire County Council. The County Sanitary Officers, with the co-operation of your local Public Health Inspectors, took 69 samples during 1960. Table XVII details this work

and I am indebted to the County Medical Officer of Health for this information.

A further complaint was received of foreign matter in a piece of bovine oesophagus sold for human consumption. The matter was investigated and referred to the County Authority. A successful prosecution resulted.

7) SHOPS ACT, 1950.

103 visits were made to shops in relation to ventilation, temperature and sanitary conveniences.

Five notices were served and in seven instances improvements obtained in respect of washing facilities, sanitary accommodation, facilities for taking meals and exhibition of notices.

TABLE I
VITAL STATISTICS 1940 - 1960.

| Year | Population estimated to middle of each year | Births Net | | Total deaths registered in the district | | Trans-ferable deaths | | Net deaths belonging to the district | | | |
|------|---|------------|------|---|------|--|--|--------------------------------------|---------------------------|-------------|------|
| | | Number | Rate | Number | Rate | Non-residents registered in the district | Residents not registered in the district | Under 1 year | | At all ages | |
| | | | | | | | | Number | Rate per 1,000 net births | Number | Rate |
| 1940 | 12,470 | 157 | 12.5 | 128 | 10.3 | 5 | 96 | 9 | 56 | 219 | 17.5 |
| 1941 | 12,300 | 167 | 13.5 | 98 | 7.9 | 1 | 88 | 10 | 59 | 185 | 15.0 |
| 1942 | 11,910 | 198 | 16.6 | 86 | 7.2 | - | 73 | 11 | 55 | 159 | 13.3 |
| 1943 | 11,720 | 199 | 16.9 | 92 | 7.8 | 2 | 73 | 10 | 50 | 163 | 13.9 |
| 1944 | 11,850 | 231 | 18.4 | 101 | 8.5 | 2 | 68 | 10 | 43 | 167 | 14.0 |
| 1945 | 11,840 | 181 | 15.2 | 115 | 9.7 | 3 | 80 | 11 | 60 | 192 | 16.2 |
| 1946 | 12,420 | 229 | 19.4 | 97 | 7.8 | 4 | 69 | 12 | 52 | 162 | 13.0 |
| 1947 | 12,530 | 281 | 22.4 | 103 | 8.3 | 2 | 68 | 9 | 32 | 169 | 13.4 |
| 1948 | 12,620 | 202 | 16.0 | 105 | 8.3 | 3 | 77 | 12 | 59 | 182 | 14.4 |
| 1949 | 12,610 | 209 | 16.6 | 114 | 9.04 | 3 | 72 | 12 | 48 | 186 | 14.0 |
| 1950 | 12,560 | 185 | 14.7 | 113 | 9.00 | 6 | 88 | 4 | 22 | 201 | 16.0 |
| 1951 | 12,560 | 166 | 13.2 | 147 | 11.7 | 3 | 60 | 5 | 30 | 207 | 16.5 |
| 1952 | 12,630 | 148 | 11.7 | 110 | 8.7 | 1 | 76 | 3 | 20 | 185 | 14.6 |
| 1953 | 12,590 | 170 | 13.5 | 109 | 8.7 | 1 | 39 | 8 | 47 | 147 | 11.7 |
| 1954 | 12,580 | 158 | 13.2 | 118 | 9.4 | 6 | 42 | 11 | 70 | 160 | 12.6 |
| 1955 | 12,530 | 168 | 14.1 | 107 | 8.5 | 1 | 47 | 7 | 42 | 155 | 12.2 |
| 1956 | 12,560 | 172 | 14.4 | 113 | 9.0 | 3 | 66 | 2 | 12 | 176 | 15.1 |
| 1957 | 12,560 | 172 | 14.2 | 116 | 9.2 | 5 | 55 | 2 | 12 | 166 | 14.3 |
| 1958 | 12,520 | 176 | 14.6 | 120 | 9.6 | 6 | 55 | 4 | 23 | 169 | 14.4 |
| 1959 | 12,690 | 178 | 14.6 | 107 | 8.4 | 3 | 68 | 4 | 22 | 172 | 14.6 |
| 1960 | 12,880 | 185 | 14.9 | 112 | 8.7 | 3 | 81 | 5 | 27 | 190 | 15.9 |

TABLE II

CAUSES OF DEATH AT AGES DURING THE YEAR 1960.

| Cause of death | 0 - 1 | 1 - 2 | 2 - 3 | 3 - 4 | 4 - 5 | 5 - 10 | 10 - 15 | 15 - 20 | 20 - 35 | 35 - 45 | 45 - 65 | 65 and upwards | Males | Females | Total |
|---|-------|-------|-------|-------|-------|--------|---------|---------|---------|---------|---------|----------------|-------|---------|-------|
| 1 Tuberculosis, Respiratory | 1 | | | | | | | | | | 1 | | 1 | | 1 |
| 2 Tuberculosis, Other | | | | | | | | | | | | | | | |
| 3 Syphilitic Disease | | | | | | | | | | | | | | | |
| 4 Diphtheria | | | | | | | | | | | | | | | |
| 5 Whooping Cough | | | | | | | | | | | | | | | |
| 6 Meningococcal Infections | | | | | | | | | | | | | | | |
| 7 Acute Poliomyelitis | | | | | | | | | | | | | | | |
| 8 Measles | | | | | | | | | | | | | | | |
| 9 Other Infective and Parasitic Diseases | | | | | | | | | | | | | | | |
| 10 Malignant Neoplasm, Stomach | | | | | | | | | | | 4 | 3 | 4 | 3 | 7 |
| 11 " " Lung, Bronchus | | | | | | | | | | | 3 | 5 | 7 | 1 | 8 |
| 12 " " Breast | | | | | | | | | | | | | | | |
| 13 " " Uterus | | | | | | | | | | | 1 | | | 1 | 1 |
| 14 Other Malignant and Lymphatic Neoplasms | | | | | | | | | | | 5 | 14 | 9 | 10 | 19 |
| 15 Leukaemia, Aleukaemia | | | | | | | | | 2 | | 1 | | 1 | 2 | 3 |
| 16 Diabetes | | | | | | | | | | | | | | | |
| 17 Vascular Lesions of the Nervous System | | | | | | | | | | 4 | 5 | 23 | 22 | 10 | 32 |
| 18 Coronary Disease, Angina | | | | | | | | | | | 11 | 17 | 18 | 10 | 28 |
| 19 Hypertension with Heart Disease | | | | | | | | | | | 2 | 2 | 2 | 2 | 4 |
| 20 Other Heart Disease | | | | | | | | | | | 7 | 22 | 13 | 16 | 29 |
| 21 Other Circulatory Disease | | | | | | | | | 1 | | 1 | 3 | 4 | 1 | 5 |
| 22 Influenza | | | | | | | | | | | 2 | 4 | 4 | 2 | 6 |
| 23 Pneumonia | 1 | | | | | | | | | | 2 | 5 | 3 | 5 | 8 |
| 24 Bronchitis | | | | | | | | | | 1 | 3 | 6 | 7 | 3 | 10 |
| 25 Other Diseases of the Respiratory System | | | | | | | | | | | 1 | 1 | 2 | | 2 |
| 26 Ulcer of Stomach and Duodenum | | | | | | | | | | | 1 | 3 | 3 | 1 | 4 |
| 27 Gastritis, Enteritis, Diarrhoea | | | | | | | | | | | | 2 | 1 | 1 | 2 |
| 28 Nephritis and Nephrosis | | | | | | | | | | | | | | | |
| 29 Hyperplasia of Prostate | | | | | | | | | | | | | | | |
| 30 Pregnancy, Childbirth, Abortion | | | | | | | | | | | | | | | |
| 31 Congenital Malformations | 1 | | | | | | | | | | | | 1 | | 1 |
| 32 Other Defined and Ill-defined Diseases | 2 | | | | | | | | | | 1 | 9 | 2 | 10 | 12 |
| 33 Motor Vehicle Accidents | | | | | | | | | | | | 1 | 1 | | 1 |
| 34 All Other Accidents | 1 | | | | | | | | 1 | | 3 | 1 | 3 | 3 | 6 |
| 35 Suicide | | | | | | | | | | | | 1 | 1 | | 1 |
| 36 Homicide and Operations of War | | | | | | | | | | | | | | | |
| | 5 | | | | | | | | 4 | 5 | 54 | 112 | 109 | 81 | 190 |

TABLE III

QUINQUENNIAL BIRTH AND DEATH RATES PER 1,000 OF POPULATION

| | Birth Rate | Death Rate | Respiratory T.B. Death Rate | Infant Mortality Rate |
|-----------------------------------|------------------------------|------------|-----------------------------|-----------------------|
| Mean of 5 years | | | | |
| 1935 - 1939 | 11.5 | 14.5 | 0.49 | 61 |
| 1936 - 1940 | 11.7 | 15.0 | 0.44 | 62 |
| 1937 - 1941 | 12.2 | 15.0 | 0.44 | 65 |
| 1938 - 1942 | 13.0 | 14.6 | 0.37 | 62 |
| 1939 - 1943 | 14.5 | 14.8 | 0.42 | 56 |
| 1940 - 1944 | 15.7 | 14.7 | 0.39 | 52 |
| 1941 - 1945 | 16.3 | 14.4 | 0.38 | 53 |
| 1942 - 1946 | 17.3 | 14.0 | 0.34 | 52 |
| 1943 - 1947 | 18.4 | 14.1 | 0.31 | 47 |
| 1944 - 1948 | 18.3 | 14.2 | 0.29 | 48 |
| 1945 - 1949 | 17.8 | 14.4 | 0.26 | 48 |
| 1946 - 1950 | 17.6 | 14.3 | 0.25 | 42 |
| 1947 - 1951 | 16.6 | 14.9 | 0.25 | 38 |
| 1948 - 1952 | 14.4 | 15.1 | 0.29 | 36 |
| 1949 - 1953 | 13.9 | 14.6 | 0.19 | 33 |
| 1950 - 1954 | 13.3 | 14.3 | 0.16 | 38 |
| 1951 - 1955 | 13.1 | 13.5 | 0.14 | 42 |
| 1952 - 1956 | 13.4 | 13.2 | 0.13 | 38 |
| 1953 - 1957 | 13.9 | 13.2 | 0.08 | 37 |
| 1954 - 1958 | 14.0 | 13.7 | 0.08 | 32 |
| 1955 - 1959 | 14.4 | 14.1 | 0.11 | 22 |
| Year:- | | | | |
| 1959 | 14.6 | 14.6 | 0.16 | 22 |
| 1960 | 14.9 | 15.9 | 0.08 | 27 |
| Increase or decrease in 1960 on:- | | | | |
| Mean of 5 years 1955 - 1959 | +0.5 | +1.8 | -0.03 | +5 |
| Previous year | +0.3 | +1.3 | -0.08 | +5 |
| | Annual Rate per 1,000 Living | | Infant Mortality Rate | |
| | Births | Deaths | | |
| England and Wales, 1960 | 17.1 | 11.5 | 21.7 | |
| Crompton | 14.9 | 15.9 | 27.0 | |

TABLE IV
NOTIFIABLE INFECTIOUS DISEASES

| Notifiable Disease | Number of cases notified | | | | | | | | | | | | Cases removed to hospital | Deaths in hospital | | | |
|--------------------------------|--------------------------|-----------------|--------|--------|--------|--------|---------|----------|----------|----------|----------|----------|------------------------------|--------------------|----------------|---|---|
| | At all ages | At ages - years | | | | | | | | | | | | | | | |
| | | Under 1 | 1 to 2 | 2 to 3 | 3 to 4 | 4 to 5 | 5 to 10 | 10 to 15 | 15 to 20 | 20 to 35 | 35 to 45 | 45 to 65 | | | 65 and upwards | | |
| Scarlet Fever | 6 | - | - | 1 | 1 | - | 3 | 1 | - | - | - | - | - | - | - | - | - |
| Measles | 189 | 6 | 16 | 26 | 32 | 33 | 74 | 1 | 1 | - | - | - | - | - | - | 2 | - |
| Cerebro-Spinal Fever | - | - | - | - | - | - | - | - | - | - | - | - | - | - | - | - | - |
| Pneumonia | - | - | - | - | - | - | - | - | - | - | - | - | - | - | - | - | 6 |
| Whooping Cough | 28 | 4 | 6 | 3 | - | 4 | 10 | 1 | - | - | - | - | - | - | - | - | - |
| Dysentery | 163 | 7 | 22 | 31 | 12 | 7 | 37 | 16 | 7 | 13 | 4 | 4 | 3 | - | - | - | - |
| Puerperal Pyrexia | 1 | - | - | - | - | - | - | - | - | 1 | - | - | - | - | - | - | - |
| Erysipelas | - | - | - | - | - | - | - | - | - | - | - | - | - | - | - | - | - |
| Food Poisoning | - | - | - | - | - | - | - | - | - | - | - | - | - | - | - | - | - |
| Acute Poliomyelitis | - | - | - | - | - | - | - | - | - | - | - | - | - | - | - | - | - |
| Tuberculosis, Pulmonary | 2 | - | - | 1 | - | - | - | - | - | - | - | 1 | - | - | 4 | 1 | - |
| Tuberculosis, Non-Pulmonary | 1 | - | - | - | 1 | - | - | - | - | - | - | - | - | - | - | - | - |
| Totals | 390 | 17 | 44 | 62 | 46 | 44 | 124 | 19 | 8 | 14 | 4 | 5 | 3 | 6 | 7 | - | - |

TABLE V

CASES NOTIFIED AND DEATHS FROM TUBERCULOSIS DURING 1960

| AGE | NEW CASES | | | | DEATHS | | | |
|-------------|-----------|---|---------------|---|-----------|---|---------------|---|
| | Pulmonary | | Non-Pulmonary | | Pulmonary | | Non-Pulmonary | |
| | M | F | M | F | M | F | M | F |
| 0 - 1 | - | - | - | - | - | - | - | - |
| 1 - 5 | - | 1 | - | 1 | - | - | - | - |
| 5 - 10 | - | - | - | - | - | - | - | - |
| 10 - 15 | - | - | - | - | - | - | - | - |
| 15 - 20 | - | - | - | - | - | - | - | - |
| 20 - 25 | - | - | - | - | - | - | - | - |
| 25 - 35 | - | - | - | - | - | - | - | - |
| 35 - 45 | - | - | - | - | - | - | - | - |
| 45 - 55 | 1 | - | - | - | - | - | - | - |
| 55 - 65 | - | - | - | - | - | - | - | - |
| 65 and over | - | - | - | - | 1 | - | - | - |
| Totals | 1 | 1 | - | 1 | 1 | - | - | - |
| | 2 | | 1 | | 1 | | - | |

TABIE VI
ENVIRONMENTAL HEALTH SERVICES
SUMMARY OF VISITS AND INSPECTIONS

| | |
|---|-------|
| <u>Dwellinghouses inspected for defects -</u> | |
| Public Health Acts | 820 |
| Housing Acts | 546 |
| <u>Other Housing Act Visits -</u> | |
| Certificates of disrepair | 14 |
| Housing survey | 414 |
| Overcrowding | 2 |
| <u>Other Public Health Act Visits -</u> | |
| Drain inspections and tests | 958 |
| Conversion of san. accom. | 173 |
| Sewers | 11 |
| Pail closets | 6 |
| Water supply | 164 |
| Insect infestations | 106 |
| Dirty houses | 32 |
| Animal nuisances | 12 |
| Accumulations | 112 |
| Flooding, etc. | 2 |
| Offensive odours | 34 |
| Piggeries | 11 |
| Moveable dwellings | 9 |
| Offices and workplaces | 3 |
| Streets and passages | 6 |
| Schools | 13 |
| Common lodging houses | 21 |
| Public conveniences | 2 |
| Miscellaneous | 11 |
| Farms | 67 |
| Public baths | 14 |
| Interviews with owners and contractors | 92 |
| Infectious diseases and food poisonings | 92 |
| Disinfections | 2 |
| <u>Factories Acts -</u> | |
| Factories with mechanical power | 52 |
| Factories without mechanical power | 3 |
| Outworkers' premises | 2 |
| <u>Shops -</u> | |
| Health provisions | 104 |
| | <hr/> |
| Carried forward | 3,910 |

TABIE VI Cont'd.

Brought forward 3,910

Food Premises -

| | |
|--------------------------------|-----|
| General grocers | 45 |
| Greengrocers | 85 |
| Fishmongers | 9 |
| Butchers and cooked meats | 132 |
| Meat products manufacturers | 5 |
| Bakehouses | 35 |
| Confectioners shops | 1 |
| Fried fish shops | 4 |
| Sweet shop | 1 |
| Licensed premises | 8 |
| Restaurants, cafes, snack bars | 14 |
| Canteens and school kitchens | 6 |
| Mobile snack bars | 2 |
| Market food stalls | 128 |
| Warehouses | 12 |
| Ice cream - sale | 9 |
| Ice cream - vehicles | 27 |
| Milk distributors | 6 |
| Slaughterhouses | 338 |
| Other food inspections | 4 |

Sampling

17

Atmospheric Pollution -

| | |
|-------------------------|-----|
| Smoke observations | 42 |
| Grit and dust nuisances | 7 |
| Visits to boiler plant | 31 |
| Houses - Smoke control | 809 |

Rodent Control -

| | |
|---------------------|-----|
| Dwellinghouses | 175 |
| Other premises | 54 |
| Tips, streams, etc. | 69 |
| Sewers | 7 |

Refuse Collection and Disposal -

| | |
|----------------|-----|
| Depot | 268 |
| Tips | 351 |
| Dustbins, etc. | 394 |
| Motors | 7 |

Market -

| | |
|---------|-----|
| General | 117 |
| Stalls | 3 |
| Fair | 33 |

Metal brokers 4

Miscellaneous 271

| | | |
|---------------------------------|-----|--------------|
| Nuisances or defects discovered | 856 | <u>7,440</u> |
| Nuisances or defects remedied | 791 | |
| Preliminary notices served | 271 | |
| Statutory notices served | 13 | |

TABLE VII

SUMMARY OF NUISANCES AND DEFECTS
REMEDIED IN COMPLIANCE WITH NOTICES

Nature of Defects

| | |
|--|-----|
| Roofs, gutters, downspouts, etc. | 103 |
| External walls, pointing, etc. | 7 |
| Defective fireplaces and smokey chimneys | 12 |
| Windows and frames | 40 |
| Doors and frames | 13 |
| Floors | 13 |
| Internal walls and ceilings | 52 |
| Drains cleansed or repaired | 217 |
| Yard paving and gates | 2 |
| Closet accommodation | 19 |
| Accumulations | 6 |
| Bursted water pipes, etc. | 27 |
| Dirty houses | 4 |
| Waste pipes repaired | 6 |
| Sinks renewed | 1 |
| Nuisance from animals | 1 |

Factories Act, 1937

| | |
|------------------------|---|
| Sanitary accommodation | 2 |
|------------------------|---|

Food & Drugs Act and Food Hygiene Regulations

| | |
|-------------------------------|---|
| Constant supply of hot water | 8 |
| Floors repaired | 4 |
| Cleanliness and re-decoration | 8 |
| Ventilation | 1 |
| Sanitary accommodation | 2 |
| Provision of wash hand basin | 5 |
| Sinks, etc. | 3 |
| Tables, etc. repaired | 1 |
| Bins provided | 3 |
| Repairs to structure | 6 |
| Notices "Wash hands" | 3 |
| Towel, soap, etc. | 5 |
| Protection of food | 8 |
| Accumulations | 3 |

Shops Act, 1950

| | |
|---|------------|
| Washing facilities | 1 |
| Other | 4 |
| Defective dustbins (replacement by local authority) | 282 |
| | <u>872</u> |

* In addition 113 bins were provided for new houses.

TABIE VIII

STATEMENT AS TO HOUSES IN THE DISTRICT AND THEIR SANITARY CONDITION

| | |
|---|------|
| Houses and farms | 4776 |
| Factories, workshops, lock-up shops, etc. | 845 |
| Houses without back doors | 79 |
| Houses back-to-back | 46 |
| Pail closets | 92 |
| Water closets | 5507 |
| Waste water closets | 117 |
| Ashbins | 5342 |
| Privies (not privy middens) | 5 |
| Septic tanks | 7 |

TABIE IX

FACTORIES AND WORKSHOPS

There are 103 premises which come under this designation

| | |
|-------------------------------|----|
| Bakers | 18 |
| Boot, shoe and clog repairers | 5 |
| Brickworks | 1 |
| Cotton spinning (working) | 18 |
| Carbon works | 1 |
| Electric lamp works | 2 |
| Ironfounders etc. | 2 |
| Joiners and builders | 8 |
| Laundries | 2 |
| Machinists | 5 |
| Motor repair garages | 5 |
| Printers | 3 |
| Rope and twine works | 2 |
| Sand mill | 1 |
| Skip and packing case makers | 4 |
| Stockinette maker | 1 |
| Ladies and gents tailors | 2 |
| Tinplate workers and welders | 7 |
| Vehicle builders | 1 |
| Slaughterhouses | 3 |
| Others | 12 |

58 inspections were made during the year.

TABLE X

FACTORIES ACTS 1937 AND 1948

INSPECTIONS FOR PURPOSES OF PROVISIONS AS TO HEALTH

PART I

| Premises | Number on register | Number of inspections | Number of written notices | Number of Occupiers prosecuted |
|--|--------------------|-----------------------|---------------------------|--------------------------------|
| Factories without mechanical power | 8 | 3 | - | - |
| Factories with mechanical power | 93 | 53 | 1 | - |
| Other premises in which Section 7 is enforced by local authority | 2 | 2 | - | - |
| Totals | 103 | 58 | 1 | - |

CASES IN WHICH DEFECTS WERE FOUND

| Particulars | Found | Remedied | Referred | | Prosecutions |
|--------------------------------|-------|----------|-------------------|-------------------|--------------|
| | | | to H.M. Inspector | by H.M. Inspector | |
| Want of cleanliness | - | - | - | - | - |
| Overcrowding | - | - | - | - | - |
| Unreasonable temperature | - | - | - | - | - |
| Inadequate ventilation | - | - | - | - | - |
| Ineffective drainage of floors | - | - | - | - | - |
| Sanitary conveniences:- | | | | | |
| Insufficient | - | - | - | - | - |
| Unsuitable or defective | 1 | 2 | - | - | - |
| Not separate for sexes | - | - | - | - | - |
| Other offences | - | - | - | - | - |
| Totals | 1 | 2 | - | - | - |

OUT WORK - PART II

SECTIONS 110 AND 111

- N I L -

TABLE XI
ATMOSPHERIC POLLUTION
GRAPH SHOWING AVERAGE VALUES OF
SMOKE AND SULPHUR DIOXIDE CONCENTRATIONS
JULY - DECEMBER, 1960

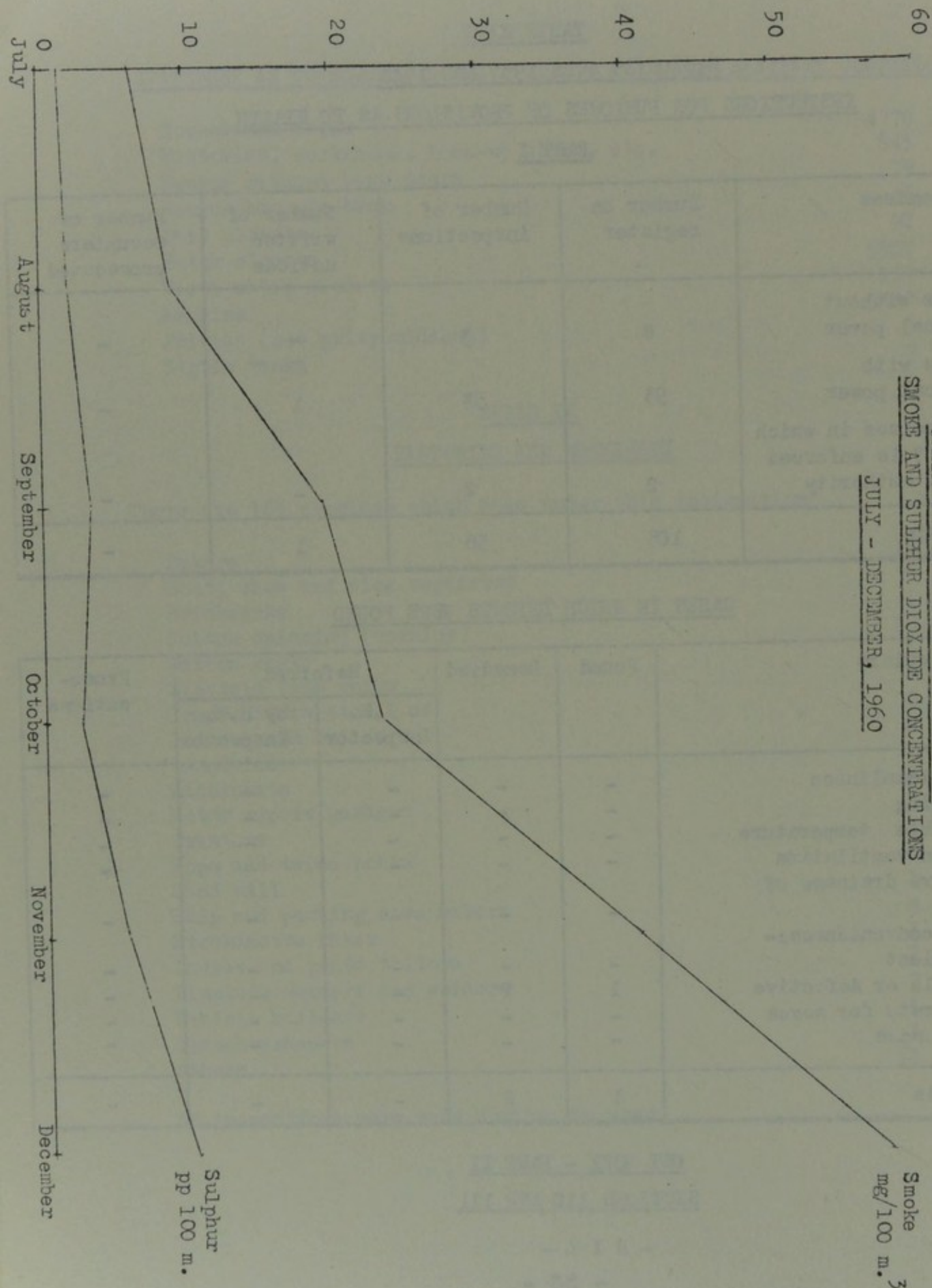


TABLE XII
RODENT CONTROL

| | TYPE OF PROPERTY | | |
|---|--------------------|-----------|--------------|
| | Dwelling houses | All other | Agricultural |
| No. of properties in district | 4,717 | 548 | 53 |
| No. of properties inspected | 500 | 161 | 18 |
| Total inspections carried out (including re-inspections) | 568 | 464 | 99 |
| No. of properties inspected which were found to be infested by:- | | | |
| Rats - major | 1 | 9 | 2 |
| minor | 29 | 8 | 2 |
| Mice - major | - | 2 | - |
| minor | 12 | - | - |
| No. of infested properties treated | 42 | 19 | 4 |
| Total treatments carried out (including re-treatments) | 44 | 20 | 4 |

TABLE XIII
HOUSING STATISTICS

| | |
|---|------|
| <u>Number of new houses erected during the year:-</u> | 113 |
| 1. By the local authority | 36 |
| 2. By other bodies or persons | 77 |
| <u>With State assistance under the Housing Acts</u> | |
| 1. By the local authority | 36 |
| 2. By other bodies or persons | - |
| <u>Inspection of dwellinghouses during the year</u> | |
| 1. Total number of dwellinghouses inspected for housing defects | 1091 |
| Number of inspections made for the purpose | 1794 |
| 2. Dwellinghouses unfit for human habitation and not capable at reasonable expense of being rendered fit: | |
| Number found during the year | 8 |
| Number at end of year | 189 |
| 3. Number of dwellinghouses found during the year to be not in all respects reasonably fit for human habitation but capable of being rendered fit | 152 |
| <u>Clearance areas:-</u> | |
| 1. Number of dwellinghouses demolished during year | |
| Unfit houses | - |
| Other houses | - |
| 2. Number of persons displaced | 14 |

TABIE XIII Cont'd.

Houses not included in Clearance Areas:-

| Number of | |
|-----------|-------------------|
| Houses | Persons Displaced |
| 25 | 49 |
| 3 | 5 |

1. Houses demolished or closed during year:-

Housing Act, 1957

Demolished as a result of formal or informal procedure (Section 17)

Closed as a result of closing orders under Sections 16(4) and 17(1)

Repairs during the year:-

No. of houses

Unfit houses rendered fit as a result of informal action by the local authority under Housing or Public Health Acts

182

Public Health Acts - action after service of formal notice - houses in which defects were remedied:

By owners

4

By local authority in default of owners

2

Housing Act, 1957 - Overcrowding

New cases of overcrowding

8

Cases of overcrowding relieved

15

Number of persons concerned in such cases

69

TABIE XIII Cont'd.

IMPROVEMENT GRANTS

| | |
|--|--|
| | |
| | |
| | |
| | |
| | |

| Housing Act, 1949 | | House Purchase and Housing Act, 1959 | |
|--|---|--------------------------------------|---|
| Discretionary grants | | Standard grants | |
| No. of schemes | No. of dwelling houses or bldgs. affected | No. of schemes | No. of dwelling houses or bldgs. affected |
| | | | |
| a) Submitted by private individuals to local authority | - | 56 | 56 |
| b) Approved by local authority | - | 56 | 56 |
| c) Submitted by local authority to Ministry | - | - | - |
| d) Finally approved by Ministry | - | - | - |
| e) Work completed | - | 53 | 53 |
| f) Additional separate dwellings included in (e) above | - | - | - |

TABLE XIV
FOOD PREMISES

| <u>Type of Business</u> | <u>Number</u> |
|---|---------------|
| Bakers and confections | 17 |
| Fish salesmen | 2 |
| Fried fish shops | 13 |
| Meat shops | 14 |
| Greengrocers | 17 |
| Grocers and provision dealers | 60 |
| Tripe shops | 2 |
| Sweets and soft drinks | 20 |
| Public houses, restaurants, canteens and snack bars | <u>41</u> |
| Total | <u>186</u> |

Number of Food Premises registered under Section
16 of the Food and Drugs Act, 1955

| <u>Type of Business</u> | <u>Number Registered</u> | <u>Number of Inspections</u> |
|-------------------------------|--------------------------|------------------------------|
| Sweets and soft drinks | 8 | 8 |
| Confectioners | 8 | 36 |
| Grocers and provision dealers | 22 | 45 |
| Butchers | <u>12</u> | <u>137</u> |
| | <u>50</u> | <u>226</u> |

Number of Hawker's Food Storage Premises, registered
under Section 14 of the Lancashire County Council
(General Powers) Act 1951

| | <u>Number Registered</u> | <u>Number of Inspections</u> |
|---------------|--------------------------|------------------------------|
| Greengrocers | 5 | 5 |
| Meat salesmen | <u>2</u> | <u>4</u> |
| | <u>7</u> | <u>9</u> |

TABLE XV
NUMBER OF ANIMALS SLAUGHTERED AND INSPECTED

| | Cattle exclud- ing Cows | Cows | Calves | Sheep and Lambs | Pigs |
|--|----------------------------------|-------|--------|-----------------------|------|
| Number killed | 608 | 93 | 1 | 583 | 1 |
| Number inspected | 608 | 93 | 1 | 583 | 1 |
| <u>All Diseases except Tuberculosis:</u> | | | | | |
| Whole carcasses condemned | - | - | - | - | - |
| Carcasses of which some part or organ was condemned | 75 | 16 | - | 3 | - |
| Percentage of the number inspected affected with disease other than tuberculosis | 12.35 | 17.20 | - | 0.53 | - |
| <u>Tuberculosis only:</u> | | | | | |
| Whole carcasses condemned | - | - | - | - | - |
| Carcasses of which some part or organ was condemned | 11 | 1 | - | - | - |
| Percentage of the number inspected affected with tuberculosis | 1.81 | 1.07 | - | - | - |
| <u>Cysticercosis:</u> | | | | | |
| Carcasses of which some part or organ was condemned | - | - | - | - | - |
| Carcasses submitted to treatment by refrigeration | - | - | - | - | - |
| Generalised and totally condemned | - | - | - | - | - |

Total weight of carcass meat and organs condemned -

11 cwts, 26 lbs.

TABLE XVI
OTHER FOODS INSPECTED AND CONDEMNED

| <u>Nature of Food</u> | <u>Weight</u> |
|---------------------------|---------------|
| | <u>lbs</u> |
| Tinned meat | 102 |
| " fruit | 48 |
| " vegetables | 12 |
| " soup | 5 |
| " fish | 3 |
| Miscellaneous tinned food | 6 |
| Frozen food | <u>203</u> |
| Total | <u>379</u> |

TABLE XVII
FOOD AND DRUGS ACT, 1955

Samples obtained for Analysis

| | |
|-----------------------|--|
| 43 Milk | 1 Compound liquorice powder |
| 3 Lard | 1 Zinc ointment B.P. |
| 4 Margarine | 1 Tincture of iodine B.P. |
| 1 Boric acid ointment | 1 Bovine oesophagus |
| 1 Bicarbonate of soda | 1 Olive oil B.P. |
| 1 Dripping | 1 Olive oil |
| 1 Brandy | 1 Malt extract with cod liver oil |
| 1 Whisky | 1 Peas, canned |
| 2 Vinegar | 1 Bread |
| 1 Treacle | 1 Bread (with piece of glass submitted separately) |
| 1 Syrup | |

Samples not found to be genuine

| <u>Type</u> | <u>Result of Analysis</u> | <u>Action taken</u> |
|--|--|--|
| 1 Treacle | Contained 40 parts per million copper. Recommended limit 20 parts per million. | Packers communicated with. |
| 1 Bovine Oesophagus | Contained three small pellets of coarsely divided and partly digested cereal and grass fragments together with randomly distributed fragments of similar material, weighing in all 1.4 gms. | Legal proceedings were instituted. The defendants were fined £5 and £8.7.0d. costs were awarded. |
| 1 Bread (with piece of glass submitted separately) | Bread contained no glass. Buttered portion contained small fragment of broken glass weighing 0.5 mgms. of same density as piece of glass weighing 99 mgms. submitted separately. Glass butter dish reported chipped. | Complainant informed. |

TABLE VII
PLANT SPECIES FOUND IN THE DISTRICT

| Number of Plants | Number of Plants | Number of Plants | Number of Plants |
|------------------|------------------|------------------|------------------|
| 100 | 100 | 100 | 100 |
| 10 | 10 | 10 | 10 |
| 5 | 5 | 5 | 5 |
| 2 | 2 | 2 | 2 |
| 1 | 1 | 1 | 1 |
| Total | Total | Total | Total |
| 100 | 100 | 100 | 100 |
| 10 | 10 | 10 | 10 |
| 5 | 5 | 5 | 5 |
| 2 | 2 | 2 | 2 |
| 1 | 1 | 1 | 1 |
| Total | Total | Total | Total |
| 100 | 100 | 100 | 100 |
| 10 | 10 | 10 | 10 |
| 5 | 5 | 5 | 5 |
| 2 | 2 | 2 | 2 |
| 1 | 1 | 1 | 1 |
| Total | Total | Total | Total |
| 100 | 100 | 100 | 100 |
| 10 | 10 | 10 | 10 |
| 5 | 5 | 5 | 5 |
| 2 | 2 | 2 | 2 |
| 1 | 1 | 1 | 1 |
| Total | Total | Total | Total |
| 100 | 100 | 100 | 100 |
| 10 | 10 | 10 | 10 |
| 5 | 5 | 5 | 5 |

HEALTH
A 14 JUL 61
C.R. 41