

[Report 1971] / Medical Officer of Health, Crewe Borough.

Contributors

Crewe (Crewe and Nantwich, England). Borough Council.

Publication/Creation

1971

Persistent URL

<https://wellcomecollection.org/works/khztq7ny>

License and attribution

You have permission to make copies of this work under a Creative Commons, Attribution license.

This licence permits unrestricted use, distribution, and reproduction in any medium, provided the original author and source are credited. See the Legal Code for further information.

Image source should be attributed as specified in the full catalogue record. If no source is given the image should be attributed to Wellcome Collection.



Wellcome Collection
183 Euston Road
London NW1 2BE UK
T +44 (0)20 7611 8722
E library@wellcomecollection.org
<https://wellcomecollection.org>




CREWE
BOROUGH

I
COUNCIL

ANNUAL REPORT
OF THE
MEDICAL OFFICER OF HEALTH
AND THE
CHIEF PUBLIC HEALTH INSPECTOR
FOR THE YEAR 1971

D.G.CRAWSHAW, M.B., Ch.B., D.C.H., D.P.H.,
MEDICAL OFFICER OF HEALTH

R.E.PLATT, M.A.P.H.I., A.M.Inst.P.C.,
CHIEF PUBLIC HEALTH INSPECTOR



B O R O U G H O F C R E W E

A N N U A L R E P O R T


o f t h e

M E D I C A L O F F I C E R O F H E A L T H

a n d t h e

C H I E F P U B L I C H E A L T H I N S P E C T O R

1 9 7 1



Digitized by the Internet Archive
in 2017 with funding from
Wellcome Library

<https://archive.org/details/b29128006>

B O R O U G H O F C R E W E
H E A L T H A N D S T A N D A R D S C O M M I T T E E
(Membership as at 31st December, 1971)

Chairman:

Councillor J O Hughes

Deputy Chairman:

Councillor Mrs N Golding

Members

THE WORSHIPFUL THE MAYOR -

Councillor S S Bayman

Alderman E W Allcock

Alderman W R Foulkes OBE JP

Alderman Mrs B Vaughan

Councillor R Capper

Councillor G L Dodd

Councillor C W Hassall

Councillor M McCann

Councillor M Scholes

BOROUGH OF CREWE

MEDICAL OFFICER'S OFFICE

D.G. CRAWSHAW, M.B., Ch.B., D.C.H., D.P.H., M.F.C.M.,
Medical Officer of Health (part-time with Cheshire
C.C., Nantwich R.D.C., and Nantwich U.D.C.)

C. BENNETT, D.M.A., Chief Clerk (part-time with Cheshire C.C.)

MRS J.M. COOKE, Clerk (part-time with Cheshire C.C.)

CHIEF PUBLIC HEALTH INSPECTOR'S DEPARTMENT

R.E. PLATT Chief Public Health Inspector,
Inspector under the Diseases of
Animals Acts.

A. KINNERSLEY Deputy Chief Public Health
Inspector (commenced January 1971)

D.W. COOKE District Public Health Inspector

R.D. COLLIER District Public Health Inspector

E.H. PEET District Public Health Inspector

T.E. HOLLINS District Public Health Inspector

D.S. WHITE Technical Assistant

I. CLARKE Pupil Public Health Inspector

J.C.M. POTTER Pupil Public Health Inspector

R.J. BLEASE Chief Administrative Assistant
(resigned November 1971)

G.E. LATHAM Clerk (to November, 1971)
Chief Administrative Assistant
(from November, 1971)

MRS J. ADAMS Shorthand Typist

MISS J. WARBURTON Shorthand Typist

October, 1972.

To the Mayor, Aldermen and
Councillors of the Borough of Crewe

I have the honour to present to you my report on the health of the Borough of Crewe for the year 1971.

The 1971 census population figure (51,302) gives a considerable reduction on the census population for 1961 (53,394).

The total number of live births is identical with the figure for 1970 (804) itself the lowest figure in the decade. The number of illegitimate births, 68, is a reduction of 3 on the 1970 figure and the illegitimate live birth rate is 8.4%. 18 infants died before reaching the age of 1 year and the infantile mortality rate is 22.38 per 1,000 live births. The England and Wales figure for 1971 is 18.0. The table on page 14 gives details of the age and causes of death.

The total number of deaths, 667 is again higher than the 10 years average figure (approximately 600). The 1971 figure gives a death rate of 13.01 per 1,000 population, and when this is corrected by the comparability factor, the rate is 15.1 compared with a national rate of 11.6 per 1,000 population. The tables on pages 9 - 13 give details of the causes of death and ages.

The table on page 15 gives details of notified infectious diseases. The high prevalence of measles is repeated from 1970 and the incidence of whooping cough also shows an increase. Notifications of food poisoning and dysentery showed a reduced incidence. Details of immunisation and vaccination and information on other work carried out is included in the report.

I remain,
Your obedient servant,
D.G. CRAWSHAW.

STATISTICS AND SOCIAL CONDITIONS OF THE AREA

GENERAL STATISTICS

Area	4,386 acres
Population (Census 1971)	51,302
Registrar General's Estimated Population 1971	51,250
Number of Inhabited Houses (1st April, 1971)	18,208
Rateable Value (1st April, 1971)	£2,117,249
Sum Represented by Penny Rate (1970/71) old penny	£8,562. 16s. 3d
new penny	£20,550.79

VITAL STATISTICS FOR THE YEAR 1971

MOTHERS & INFANTS

LIVE BIRTHS

<u>Number</u>	<u>Males</u>	<u>Females</u>	<u>Total</u>
Legitimate	380	356	736
Illegitimate	34	34	68
	<u>414</u>	<u>390</u>	<u>804</u>

Rate per 1,000 population	15.7
Illegitimate live births (per cent. of total live births)	8.4%

STILLBIRTHS

<u>Number</u>	<u>Males</u>	<u>Females</u>	<u>Total</u>
Legitimate	10	7	17
Illegitimate	-	2	2
	<u>10</u>	<u>9</u>	<u>19</u>

Rate per 1,000 total live and stillbirths	23.09
--	-------

Total live and stillbirths

	<u>Males</u>	<u>Females</u>	<u>Total</u>
	424	399	823

Infant Deaths (deaths under one year)

	<u>Males</u>	<u>Females</u>	<u>Total</u>
	10	8	18

INFANT MORTALITY RATES

Total infant deaths per 1,000 total live births ... 22.38
 Legitimate infant deaths per 1,000 legitimate live births 20.31
 Illegitimate infant deaths per 1,000 illegitimate live births 44.11

NEO-NATAL MORTALITY RATE

(Deaths under 4 weeks per 1,000 total live births) ... 11.19

EARLY NEO-NATAL MORTALITY RATE

(Deaths under 1 week per 1,000 total live births) ... 11.19

PERINATAL MORTALITY RATE

(Stillbirths and deaths under 1 week combined per
 1,000 total live and stillbirths) ... 34.02

MATERNAL MORTALITY (including abortion)

Number of deaths ... nil

DEATHS - GENERAL

REGISTERED DEATHS

<u>Males</u>	<u>Females</u>	<u>Total</u>
372	295	667

DEATH RATE

(Deaths per 1,000 population) ... 13.01

BIRTH RATES, DEATH RATES, ANALYSIS OF MORTALITY
MATERNAL MORTALITY AND CASE RATES FOR CERTAIN
INFECTIOUS DISEASES IN THE YEAR 1971

(Provisional figures based on weekly and quarterly returns)

							CREWE
							Rates per 1,000 of the Population
BIRTHS -							
Live	15.7
Still	0.37
DEATHS -							
All causes	13.01
Typhoid & Paratyphoid Fevers	-
Whooping Cough	-
Diphtheria	-
Tuberculosis (all forms)	-
Influenza	0.078
Smallpox	-
Acute Poliomyelitis, including Polioencephalitis	-
Pneumonia (including pneumonia of Newborn)...	0.624
							Rates per 1,000 Live Births
Under 1 year of age (all causes)	22.38
Gastro-Enteritis, Colitis (except ulcerative) and Diarrhoea under 1 year of age	1.24
							Rates per 1,000 of the Population
NOTIFICATIONS (corrected) -							
Typhoid Fever	-
Paratyphoid Fever	-
Meningococcal Infection	-
Scarlet Fever	0.23
Whooping Cough	0.64
Diphtheria	-
Smallpox	-
Measles	5.54
Acute Poliomyelitis including Polioencephalitis	-
Paralytic	-
Non-Paralytic	-
Food Poisoning	0.07
Ophthalmia Neonatorum	-
Dysentery	-
Infective Jaundice	-

A dash (-) signifies that there were no deaths or notifications

BIRTH RATES, DEATH RATES, ANALYSIS OF MORTALITY
MATERNAL MORTALITY, AND CASE RATES FOR CERTAIN
INFECTIOUS DISEASES
IN THE YEAR 1971

(continued)

Comparison of certain rates with those for England and Wales.

COMPARABILITY FACTORS

	<u>Births</u>	<u>Deaths</u>	
	1.01	1.16	
		<u>Crewe</u>	<u>England and Wales</u>
Per 1,000 Home Population			
Live Births		15.7	
Live Births (corrected by comparability factor)		15.9	16.0
Deaths (all causes) actual		13.01	
Deaths (all causes) (corrected by comparability factor)		15.1	11.6
Per 1,000 total (live and still) births			
Stillbirths		23.09	12.0
Per 1,000 Live Births			
Deaths under 1 year of age ...		22.38	18.0

COMPARATIVE STATISTICS 1961 - 1971

Year	Live Births		Stillbirths		Deaths		Infant Deaths				Maternal Deaths		
	No.	Rate per 1,000 Estimated Population	No.	Rate per 1,000 Total Live & Stillbirths	No.	Rate per 1,000 Estimated Population	Under 4 Weeks	4 Wks to 12 Mths	Total	Rate per 1,000 Live Births	Number		Rate per 1,000 Total Births
											Sep-sis	Other	
1961	919	17.1	21	22.3	702	13.1	12	5	17	18.5	-	-	-
1962	958	17.8	15	15.4	655	12.22	8	21	29	30.27	-	1	1.02
1963	995	18.7	26	19.2	621	11.67	17	10	27	27.13	-	1	0.979
1964	1023	19.3	24	22.9	616	11.63	14	10	24	23.46	-	1	0.955
1965	975	18.4	23	23.0	657	12.43	8	8	16	16.41	-	-	-
1966	898	17.07	19	20.71	661	12.56	17	8	25	27.83	-	1	1.090
1967	875	16.7	14	16.96	635	12.1	8	4	12	13.71	-	-	-
1968	867	16.6	18	20.33	637	12.2	10	12	22	25.37	-	-	-
1969	814	15.7	15	18.09	681	13.1	9	10	19	23.34	-	-	-
1970	804	15.6	15	18.31	663	12.8	15	7	22	27.36	-	-	-
1971	804	15.7	19	23.09	667	13.01	9	9	18	22.38	-	-	-

CAUSES OF DEATH AT DIFFERENT PERIODS OF LIFE DURING 1971 IN THE MUNICIPAL BOROUGH OF CREWE

CAUSE OF DEATH	Sex	Total All Ages	Under 4 Weeks	4 Weeks & Under 1 Year	Age In Years									
					1-	5-	15-	25-	35-	45-	55-	65-	75+	
Enteritis and Other Diarrhoeal Diseases	M	-	-	-	-	-	-	-	-	-	-	-	-	-
	F	1	-	1	-	-	-	-	-	-	-	-	-	-
Late Effects of Respiratory T.B.	M	2	-	-	-	-	-	-	-	-	1	-	-	-
	F	-	-	-	-	-	-	-	-	-	-	-	-	-
Syphilis and Its Sequelae	M	-	-	-	-	-	-	-	-	-	-	-	-	-
	F	1	-	-	-	-	-	-	-	1	-	-	-	-
Malignant Neoplasm, Buccal Cavity Etc	M	-	-	-	-	-	-	-	-	-	-	-	-	-
	F	1	-	-	-	-	-	-	-	-	-	-	-	1
Malignant Neoplasm, Oesophagus	M	3	-	-	-	-	-	-	-	-	-	1	1	1
	F	2	-	-	-	-	-	-	-	-	-	1	1	-
Malignant Neoplasm, Stomach	M	14	-	-	-	-	-	-	-	-	1	2	6	5
	F	6	-	-	-	-	-	-	-	-	1	3	2	-
Malignant Neoplasm, Intestine	M	13	-	-	-	-	-	-	-	1	-	-	5	6
	F	6	-	-	-	-	-	-	-	-	-	1	2	3
Malignant Neoplasm, Lung, Bronchus	M	24	-	-	-	-	-	1	-	-	1	10	10	2
	F	3	-	-	-	-	-	-	-	-	-	-	2	1
Malignant Neoplasm, Breast	M	-	-	-	-	-	-	-	-	-	-	-	-	-
	F	12	-	-	-	-	-	-	-	-	-	-	4	-

-cont'd-

CAUSES OF DEATH AT DIFFERENT PERIODS OF LIFE DURING 1971 IN THE MUNICIPAL BOROUGH OF CREWE

-10-

CAUSE OF DEATH	Sex	Total All Ages	Under 4 Weeks	4 Weeks & Under 1 Year	Age In Years									
					1-	5-	15-	25-	35-	45-	55-	65-	75+	
Malignant Neoplasm, Uterus	F	9	-	-	-	-	-	-	-	-	3	1	4	1
Malignant Neoplasm, Prostate	M	6	-	-	-	-	-	-	-	-	-	1	2	3
Leukaemia	M	-	-	-	-	-	-	-	-	-	-	-	-	-
	F	2	-	-	-	-	-	-	-	-	1	-	-	1
Other Malignant Neoplasms	M	14	-	-	-	-	-	-	-	1	2	3	4	4
	F	13	-	-	-	-	1	2	2	2	-	3	2	3
Diabetes Mellitus	M	2	-	-	-	-	-	-	-	-	-	-	-	2
	F	2	-	-	-	-	-	-	-	-	-	-	1	1
Mental Disorders	M	-	-	-	-	-	-	-	-	-	-	-	-	-
	F	1	-	-	-	-	-	-	-	-	-	-	1	-
Multiple Sclerosis	M	1	-	-	-	-	-	-	-	-	-	-	1	-
	F	-	-	-	-	-	-	-	-	-	-	-	-	-
Other Diseases of Nervous System	M	3	-	-	-	1	-	-	-	-	-	-	2	-
	F	2	-	-	-	-	-	-	-	-	-	-	2	-
Chronic Rheumatic Heart Disease	M	7	-	-	-	-	-	-	-	-	2	4	1	-
	F	6	-	-	-	-	-	-	-	1	1	1	2	1
Hypertensive Disease	M	4	-	-	-	-	-	-	-	-	2	-	1	1
	F	4	-	-	-	-	-	-	-	-	-	-	-	3

-cont'd-

CAUSES OF DEATH AT DIFFERENT PERIODS OF LIFE DURING 1971 IN THE MUNICIPAL BOROUGH OF CREWE

CAUSE OF DEATH	Sex	Total All Ages	Under 4 Weeks	4 Weeks & Under 1 Year	Age In Years						65-	75+
					1-	5-	15-	25-	35-	45-		
Ischaemic Heart Disease	M	93	-	-	-	-	1	2	3	8	35	13
	F	46	-	-	-	-	-	-	-	3	13	17
Other forms of Heart Disease	M	16	-	-	-	-	-	-	-	-	6	10
	F	21	-	-	-	-	-	-	-	1	4	14
Cerebrovascular Disease	M	54	-	-	-	-	-	1	1	-	13	34
	F	64	-	-	-	-	1	-	-	4	15	39
Other Diseases of Circulatory System	M	12	-	-	-	-	-	1	-	1	5	3
	F	12	-	-	-	-	-	-	-	-	3	8
Influenza	M	4	-	-	-	-	-	-	-	-	4	-
	F	-	-	-	-	-	-	-	-	-	-	-
Pneumonia	M	16	1	1	-	1	-	-	-	-	5	6
	F	16	-	-	-	1	-	-	-	1	1	13
Bronchitis and Emphysema	M	32	-	1	-	-	-	-	-	1	13	7
	F	12	-	2	-	-	-	-	-	-	2	7
Other Diseases of Respiratory System	M	4	-	1	-	-	-	-	1	-	-	-
	F	4	-	-	-	-	-	-	-	-	1	3
Peptic Ulcer	M	2	-	-	-	-	-	-	-	-	-	-
	F	3	-	-	-	-	-	-	-	-	2	1

-cont'd-

CAUSES OF DEATH AT DIFFERENT PERIODS OF LIFE DURING 1971 IN THE MUNICIPAL BOROUGH OF CREWE

CAUSE OF DEATH	Sex	Total All Ages	Under 4 Weeks	4 Weeks & Under 1 Year	Age In Years									
					1-	5-	15-	25-	35-	45-	55-	65-	75+	
					1-	5-	15-	25-	35-	45-	55-	65-	75+	
Intestinal Obstruction and Hernia	M	1	-	-	-	-	-	-	-	-	-	-	-	-
	F	2	-	-	-	-	-	-	-	-	1	-	1	-
Cirrhosis of Liver	M	3	-	-	-	-	-	-	-	-	-	3	-	-
	F	-	-	-	-	-	-	-	-	-	-	-	-	-
Other Diseases of Digestive System	M	4	-	-	-	-	-	-	-	-	-	1	1	2
	F	5	-	-	-	-	-	-	-	-	1	1	1	2
Nephritis and Nephrosis	M	-	-	-	-	-	-	-	-	-	-	-	-	-
	F	1	-	-	-	-	-	-	-	-	-	-	-	1
Hyperplasia of Prostate	M	2	-	-	-	-	-	-	-	-	-	-	1	1
	F	-	-	-	-	-	-	-	-	-	-	-	-	-
Other Diseases, Genito-Urinary System	M	1	-	-	-	-	-	-	-	-	1	-	-	-
	F	1	-	-	-	-	-	-	-	-	-	-	-	1
Congenital Anomalies	M	1	1	-	-	-	-	-	-	-	-	-	-	-
	F	2	1	1	-	-	-	-	-	-	-	-	-	-
Birth Injury, Difficult Labour, Etc.	M	3	3	-	-	-	-	-	-	-	-	-	-	-
	F	2	2	-	-	-	-	-	-	-	-	-	-	-

-cont'd-

-cont'd-

CAUSES OF DEATH AT DIFFERENT PERIODS OF LIFE DURING 1971 IN THE MUNICIPAL BOROUGH OF CREWE

CAUSE OF DEATH	Sex	Total All Ages	Under 4 Weeks	4 Weeks & Under 1 Year	Age In Years									
					1-	5-	15-	25-	35-	45-	55-	65-	75+	
Other Causes of Perinatal Mortality Symptoms and Ill Defined Conditions Motor Vehicle Accidents All Other Accidents Suicide and Self-Inflicted Injuries All Other External Causes	M	-	-	-	-	-	-	-	-	-	-	-	-	-
	F	1	1	-	-	-	-	-	-	-	-	-	-	-
	M	18	-	1	-	-	-	-	-	-	-	-	7	10
	F	25	-	-	-	-	-	-	-	-	-	-	-	25
	M	6	-	-	-	1	3	-	-	-	1	-	-	-
	F	1	-	-	-	-	-	-	-	-	-	-	-	1
	M	4	-	1	-	-	-	-	2	1	-	-	1	-
	F	2	-	-	-	-	-	-	-	-	-	1	-	-
	M	3	-	-	-	1	1	1	-	-	-	-	-	1
	F	1	-	-	-	-	-	-	-	-	1	-	-	-
	M	-	-	-	-	-	-	-	-	-	-	-	-	-
	F	3	-	-	-	-	1	-	1	-	1	-	-	-
TOTAL ALL CAUSES	M	372	5	5	1	1	8	7	9	21	80	124	111	
	F	295	4	4	-	1	3	2	4	25	37	68	147	

DEATHS OF CREWE INFANTS UNDER 1 YEAR OF AGE DURING 1971

CAUSE OF DEATH	Under 1 Day	DAYS								MONTHS											ALL	
		1	2	3	4	5	6	7	14	21 to 28	1	2	3	4	5	6	7	8	9	10		11 to 12
Enteritis	-	-	-	-	-	-	-	-	-	-	-	1	-	-	-	-	-	-	-	-	-	1
Pneumonia	-	1	-	-	-	-	-	-	-	-	-	-	1	-	-	-	-	-	-	-	-	2
Bronchitis & Emphysema	-	-	-	-	-	-	-	-	-	-	-	-	1	-	1	-	-	1	-	-	-	3
Other Diseases of Respiratory System	-	-	-	-	-	-	-	-	-	-	1	-	-	-	-	-	-	-	-	-	-	1
Congenital Anomalies	2	-	-	-	-	-	-	-	-	-	-	1	-	-	-	-	-	-	-	-	-	3
Birth Injury, Difficult Labour etc	2	-	2	-	-	-	1	-	-	-	-	-	-	-	-	-	-	-	-	-	-	5
Other Causes of Perinatal Mortality	1	-	-	-	-	-	-	-	-	-	-	-	-	-	-	-	-	-	-	-	-	1
Symptoms Ill Defined	-	-	-	-	-	-	-	-	-	-	-	-	-	-	1	-	-	-	-	-	-	1
All Other Accidents	-	-	-	-	-	-	-	-	-	-	-	-	1	-	-	-	-	-	-	-	-	1
TOTAL	5	1	2	-	-	-	1	-	-	-	1	2	2	1	1	1	-	-	1	-	-	18

NOTIFIED INFECTIOUS DISEASES 1971 : Civilian (Corrected in cases of revised diagnosis)

	Under 1 Year	1-2 Years	2-3 Years	3-4 Years	4-5 Years	5-10 Years	10-15 Years	15-20 Years	20-25 Years	25-35 Years	35-45 Years	45-65 Years	Over 65 Years	Total
Scarlet Fever	-	1	-	2	4	5	-	-	-	-	-	-	-	12
Whooping Cough	4	2	4	3	4	15	1	-	-	-	-	-	-	33
Measles	9	34	39	48	45	104	4	1	-	-	-	-	-	284
Food Poisoning	-	-	-	-	-	-	2	1	-	-	-	1	-	4

TUBERCULOSIS

Particulars of New Cases of Tuberculosis and

Deaths During 1971

Age Group	New Cases				Deaths			
	Pulmonary		Non-Pulmonary		Pulmonary		Non-Pulmonary	
	M	F	M	F	M	F	M	F
Under 1 year	-	-	-	-	-	-	-	-
1 year - 4 years	-	-	-	-	-	-	-	-
5 years - 9 years	-	-	-	-	-	-	-	-
10 years - 14 years	-	1	-	-	-	-	-	-
15 years - 19 years	2	-	-	-	-	-	-	-
20 years - 24 years	-	-	-	-	-	-	-	-
25 years - 34 years	1	1	-	-	-	-	-	-
35 years - 44 years	1	1	-	-	-	-	-	-
45 years - 54 years	-	-	-	-	-	-	-	-
55 years - 64 years	1	-	-	-	1	-	-	-
65+	1	1	-	-	2	1	-	-
Total	6	4	-	-	3	1	-	-

Particulars of New Cases and Deaths

During the Last Five Years

	New Cases		Deaths	
	Pulmonary	Non-Pulmonary	Pulmonary	Non-Pulmonary
1967	4	1	3	-
1968	5	1	5	-
1969	7	-	2	-
1970	8	-	2	-
1971	10	-	4	-

The following tabulated summary indicates the number of cases remaining on the register at 31st December, 1971.

	Pulmonary		Non-Pulmonary	
	Male	Female	Male	Female
No. of cases on Register of Notifications on 1st January, 1971	66	31	2	2
No. of cases notified for the first time during the year	6	4	-	-
No. of cases transferred from other districts	-	-	-	-
No. of cases restored to Register	-	-	-	-
No. of cases removed from Register during the year on account of having				
(a) Recovered	7	2	-	-
(b) Removed from district	-	-	-	-
(c) Died	3	1	-	-
(d) Diagnosis not established	-	-	-	-
(e) Lost sight of	-	-	-	-
No. of cases remaining on the Register on 31st December, 1971	62	32	2	2

Of the 4 cases listed under (c) above, all died from other primary causes.

VACCINATION AND IMMUNISATION

Vaccination Against Smallpox

The number of primary vaccinations of persons under 16 years of age reported to me during the year was 349 showing an increase of 39 on the previous year.

	Age at date of vaccination					
	Years				Total	
	Under 1	1	2-4	5-15	Clinics	By G.P.'s
Vaccinated	65	126	127	31	-	349
Re-vaccinated	-	-	2	5	-	7

No case of diphtheria was notified during 1971, and it is now 21 years since a case of diphtheria has been notified in the Borough.

Owing to the method of compilation by computer, the following figures refer to Crewe and Nantwich Health Division and cover children in the Borough of Crewe and the areas of Nantwich Urban and Rural Districts.

Diphtheria, Whooping Cough, Tetanus, Poliomyelitis and
Measles Vaccinations of Persons under 16 years of
age Completed During 1971

A. Completed Primary Courses - Number of Persons under age 16

Type of vaccine or dose	Year of birth					Others Under Age 16	Total	
	1971	1970	1969	1968	1964- 67		At Clinics	By G.P.s
Quadruple DTPP	-	-	-	-	-	-	-	-
Triple DTP	175	597	158	28	56	32	1	1045
Diphtheria/ Pertussis	-	-	-	-	-	-	-	-
Diphtheria/ Tetanus	-	-	-	-	11	5	-	16
Diphtheria Pertussis	-	-	-	-	-	-	-	-
Tetanus	-	-	-	-	10	76	-	86
Salk	1	4	1	-	-	-	-	6
Sabin	171	589	158	26	72	32	-	1048
Measles	1	302	286	92	85	28	-	794
Rubella	-	-	-	-	-	-	-	-

B. Reinforcing Doses - Number of Persons under age 16

Type of vaccine or dose	Year of birth					Others under Age 16	Total	
	1971	1970	1969	1968	1964- 67		At Clinics	By G.P.s
Quadruple DTPP	-	-	-	-	-	-	-	-
Triple DTP	-	33	69	16	1	-	-	119
Diphtheria/ Pertussis	-	-	-	-	377	50	-	427
Diphtheria/ Tetanus	-	3	9	22	507	101	-	642
Diphtheria Pertussis	-	-	-	-	-	-	-	-
Tetanus	-	-	-	-	19	66	-	85
Salk	-	-	-	-	-	-	-	-
Sabin	-	-	-	-	732	1457	1355	834

MEDICAL EXAMINATIONS

During the year 429 persons were referred to me for medical assessment. Of these 98 were assessed in conjunction with the Corporation's Superannuation and Sickness Pay Scheme. 309 were County Staff or persons seeking entry into a Training College, 22 were of persons applying for a Taxi Driver's Licence.

MORTUARY FACILITIES

The Corporation Mortuary was closed on 1st January, 1962, and the arrangements made with the South Cheshire Hospital Management Committee have continued entirely satisfactorily. During the year the Corporation paid fees in respect of 90 bodies received at the Crewe Memorial Hospital Mortuary or Leighton Hospital Mortuary.

CREWE AND DISTRICT COMMITTEE FOR MORAL WELFARE WORK

The Reverend O.J. Horrocks has supplied the following information on the work of the Committee during 1971.

"There were 105 applications for help in 1971. Of these 105 applications 63 were maternity, and of the 63, 40 mothers kept their babies and 23 gave them for adoption."

It must be borne in mind that the Committee's activities cover a larger area than the Borough of Crewe.

FOOD POISONING

58 cases of suspected food poisoning were reported during the year. However, after investigation 4 were confirmed.

SECTION 47 NATIONAL ASSISTANCE ACT 1948 AND NATIONAL ASSISTANCE AMENDMENT ACT, 1951

Formal action was taken in respect of 2 elderly females during the year.

ANNUAL REPORT OF

THE CHIEF PUBLIC HEALTH INSPECTOR

FOR THE YEAR 1971

Chief Public Health Inspector's
Department,
Municipal Buildings,
Earle Street,
CREWE.

December, 1972.

To the Mayor, Aldermen and
Councillors of the Borough
of Crewe.

Mr. Mayor, Ladies and Gentlemen,

I submit my report on the work of the Public Health Inspector's
Department for the year 1971.

The maintenance of a satisfactory stock of dwellings within the
Borough in both the public and private sectors is one of the most
important functions of the local authority. The maintenance of private
sector housing is achieved by (1) the demolition of the unfit
properties included in the clearance programme and (2) the repair
and improvement of those houses outside that programme.

Over the past two or three years greater emphasis has been placed
on the improvement and retention of the current housing stock in order
to reduce the number of houses which need to be demolished. This work
is aided by improvement grants and has now been supplemented by grants
to local authorities to improve the environment, in addition to
improving the dwellings, within suitable specified areas - general
improvement areas. Early in the year, the Council decided to implement
such a policy and defined the first area for survey.

One pleasing feature of this year was the improvement in the
supplies of solid smokeless fuels, so much so, that the Council were
able to consider the resumption of their smoke control programme. A
programme of a further ten orders was approved providing for the whole
of the Borough to be covered by 1982.

In connection with the measurement of atmospheric pollution, the department again acknowledges the assistance of the staff of British Railways Scientific Services Laboratory at Crewe.

In conclusion, I wish to thank the elected representatives, the staff of the department and other officers and their staffs for their help and support during the year.

R.E. PLATT,

Chief Public Health Inspector.

PUBLIC CLEANSING

The removal of household and trade refuse is based on a weekly collection service and with the exception of holiday periods, this frequency of collection was maintained generally throughout the Borough.

The Cleansing Department operates a Refuse Disposal Plant and has a separate Garage and Workshop.

The following vehicles and plant are employed in the department -

- 4 S D Pakamatics (20 c.yds)
- 3 S D Fore and Aft (25 c.yds)
- 1 Karrier Fore and Aft (20 c.yds)
- 1 Karrier Bantam
- 1 Bedford Side Loader (7 c.yds)
- 4 Bedford trucks
- 1 Bedford van
- 1 Weatherill mechanical shovel
- 1 International mechanical shovel
- 1 Coventry Climax Clamp lift truck.

Household refuse collected	11,828 tons
Trade refuse collected...	1,638 tons
					<hr/>
Total refuse collected by the Department during the year					13,466 tons
					<hr/>

3,708 tons of shop and factory refuse were also brought to the Refuse Disposal Works for disposal, making a total of 17,174 tons of refuse dealt with during the year. 55.25% of the total refuse passed through the works while the remainder was disposed of by controlled tipping.

The estimated amount of nightsoil collected during the year was 104 tons.

A separate Annual Report is issued for the Public Cleansing service in the Borough.

Sanitary Accommodation

There are still a number of privy pails in the Borough, situated in the present unsewered northern area of the town, but the extension of sewerage facilities to the Coppenhall area should considerably reduce the number in the near future.

WATER SUPPLY

The water supply to the district is provided by the Mid and South East Cheshire Water Board. The water is not plumbo-solvent and all dwelling houses are supplied direct from the mains.

A copy of the typical characteristics of the water delivered to Crewe from Hurleston is given below:

PHYSICAL CHARACTERISTICS

Clear, colourless, odourless and no deposit.

p.H. 7.2

MINERAL CHARACTERISTICS

	<u>Parts per million</u>
Free Ammonia	0.07
Albuminoid ammonia	0.14%
Nitrites	nil
Nitrates	0.66
Total Hardness	155.00
Temporary Hardness	105.00
Permanent Hardness	50.00
Oxygen absorbed from K Mn O ₄ (4 hours @ 27°C)	0.64
Lead and other heavy metals	Negligible
Chlorides	26.00

47 samples of water taken from premises throughout the Borough were submitted by my department for bacteriological and chemical examination and all but 1 proved satisfactory.

Immediate notification of this sample was sent to the Water Board for their attention.

INSPECTIONS

Nature of inspections made	Number	Number of Notices served		Result of Notices served		Prosecutions
		Informal	Statutory	Complied with	Remaining in hand	
Multi-occupied Houses	123	-	-	-	-	-
Dwelling houses (P.H.Act)	116	72	15	55	32	-
Dwelling houses (Hsg.Act)	16	-	-	-	-	-
Rapid Housing Survey	1291	-	-	-	-	-
Improvement Grants	1113	-	-	-	-	-
Rent Act Certificates	329	-	-	-	-	-
Verminous Houses	143	-	-	-	-	-
Moveable dwellings	26	-	-	-	-	-
Yards and passages	32	-	-	-	-	-
Drains and sewers	1849	-	694	694	-	-
Ditches and watercourses	48	-	-	-	-	-
Offensive accumulations	156	-	-	-	-	-
Keeping of animals	35	2	-	1	1	-
Offensive trades	55	-	-	-	-	-
Places where food is prepared or sold	1092	49	-	38	11	-
Factories -						
with mechanical power	26	1	-	1	-	-
with no mechanical power	8	-	-	-	-	-
Workplaces	3	1	-	1	-	-
Offices, Shops and Railway Premises Act	335	84	-	66	18	-
Clean Air	1559	-	-	-	-	3
Notifiable Infectious Diseases (enquiries and revisits)	102	-	-	-	-	-
Houses re. overcrowding	26	-	-	-	-	-
Milk samples	182	-	-	-	-	-
Ice Cream samples	55	-	-	-	-	-
Water supply and samples	104	-	-	-	-	-
Food & Drugs (including samples)	289	-	-	-	-	1
Application for Corporation houses	60	-	-	-	-	-
Rodent Control	100	-	-	-	-	-
Diseases of Animals Acts	267	-	-	-	-	-
Explosive & Petroleum Acts	152	-	-	-	-	-
Miscellaneous	530	-	-	-	-	-
Re-inspections	1311	-	-	-	-	-
Noise	108	-	-	-	-	-
Civic Amenities Act	189	-	17	17	-	-
Miscellaneous food samples	91	-	-	-	-	-
TOTALS	11921	209	726	873	62	4

INFECTIOUS DISEASE AND DISINFECTION

Number of premises visited where a notifiable
disease has occurred 11

Number of notified cases of suspected food
poisoning visited 28

Number of Library Books disinfected -

(a) from Public Library 16

(b) from Private Libraries -

DISINFESTATION

The following table shows the number of verminous premises treated during 1971.

	Number found to be infested		Number of Premises Disinfested
	Premises	Rooms	
Council Houses ...	15	61	15
Other Houses ...	8	23	8
Cases confirmed after complaint of infestation	16	-	16
Cases found by Public Health Inspectors	7	-	7
Houses disinfested by Corporation ...	-	-	23
Houses disinfested by Contractors ...	-	-	-

The work of disinfestation was carried out by the use of patent fumigant solutions.

In addition to the premises listed above, 154 houses were treated for infestations of beetles, ants. etc.

SWIMMING BATHS

The only Public Swimming Baths in the Borough are owned by the Corporation and contain two swimming pools, slipper and private wash baths and various other amenities.

During the year, 48 samples of bath water were submitted for bacteriological and chemical examination and all but 8 samples were satisfactory.

OFFENSIVE TRADES

The following offensive trade is carried on in the Borough.

Bone Boiler and Fat Extractor	1
-------------------------------	-----	-----	-----	---

SCRAP METAL DEALERS

In addition to the above, 32 persons are registered under the Scrap Metal Dealers Act, 1964.

RAG FLOCK

Number of licensed premises used for the manufacture of, or storage of Rag Flock	-
--	-----	-----	---

Number of registered premises where filling materials are used	1
--	-----	-----	-----	-----	---

COMMON LODGING HOUSES

There are no common lodging houses in the Borough.

HOUSING STATISTICS

1. Number of New Houses erected during the year:

(a)	by the local authority	15
(b)	by other authorities	-
(c)	by other bodies or persons	107

2. Inspection of dwelling houses during the year:

(a)	Total number of houses inspected for housing defects (under Public Health Acts or Housing Act)	76
(b)	Number of inspections made for the purpose	132
(c)	Number of dwelling houses found to be unfit for habitation -					
(i)	and included or to be included in Clearance Areas	-
(ii)	in respect of which demolition or closing orders were made	5
(d)	Number of dwelling houses (exclusive of those in (c)) found not to be in all respects fit for habitation	71

3. Remedy of defects without service of Formal notices

Number of defective dwelling houses rendered fit in consequence of informal action by the local authority or their officers	79
---	-----	-----	-----	-----	-----	----

4. Action under Statutory Powers

(a)	Proceedings under Section 9 and 10 of the Housing Act 1957 -					
(1)	Number of dwelling houses in respect of which notices were served requiring repairs	Nil
(2)	Number of dwelling houses which were rendered fit after service of formal notices -					
(a)	by owners	Nil
(b)	by Local Authority in default of owners	Nil

(b) Proceedings under Public Health Acts -

(1)	number of dwelling houses in respect of which notices were served requiring defects to be remedied	15
(2)	number of dwelling houses in which defects were remedied after service of formal notices -			
(a)	by owners	11
(b)	by local authority in default of owners	1
(c) (i)	number of undertakings to carry out works in lieu of demolition accepted by the Council	0
(ii)	number of dwellings in respect of which Closing Orders were determined	1

5. Housing Act 1957 - Part IV - Overcrowding

(a) (1)	Number of dwellings overcrowded at end of year...	2
(2)	Number of families dwelling therein	2
(3)	Number of persons dwelling therein	19
(b)	Number of cases of overcrowding reported during the year	-
(c) (1)	Number of cases of overcrowding relieved during the year	-
(2)	Number of persons concerned in such cases	-
(d)	Particulars of any cases in which dwelling houses have again become overcrowded after the local authority have taken steps for the abatement of overcrowding	-

HOUSING CLEARANCE PROGRAMME

The following table shows the progress made since 1955 to the end of the year with the Slum Clearance Programmes

	Number of Properties in Area		Date of Representation of Report	Date of Confirmation of Order	Number of families rehoused 3/11/55 - 31/12/71	Number of properties demolished to 31/12/71
	'pink'	'Grey'				
1. CLEARANCE AREAS:						
West Ward No. 2 (Naylor Street) Compulsory Purchase Order 1956	87	-	5/6/56	5/4/57	79	87
West Ward No. 3 (Stafford Street) Clearance Order 1957	8	-	5/6/56	19/6/57	7	8
Central Ward No. 4 (Foundry Street) Clearance Order 1957	15	-	4/6/57	11/3/58	13	15
North Ward No. 8 (Earle Street) Clearance Order 1957	7	-	4/6/57	19/11/57	7	7
North Ward No. 9 (Martin Street) Clearance Order 1957	15	-	13/8/57	8/7/58	13	15
South Ward No. 2 (Railway Street) Clearance Order 1957	18	-	13/8/57	22/9/58	18	18
West Ward No. 4 (Stafford Street) and Henshaw Street Clearance Order 1958	10	-	4/6/58	9/7/59	10	10
South Ward No. 3 (Mill Street) Clearance Order 1958	6	-	12/8/58	8/5/59	4	6
c/f	166	-	-	-	151	166

HOUSING CLEARANCE PROGRAMME, Cont.

Description of Property	Number of Properties in Area		Date of Representation of Report	Date of Confirmation of Order	Number of families rehoused 3/11/55 - 31/12/71	Number of properties demolished to 31/12/71
	'Pink'	'Grey'				
b/f Central Ward No. 5 (Lockitt Street) Clearance Order 1958	166	-	-	-	151	166
North Ward No. 10 (Davenport Street) Clearance Order 1958	15	-	12/8/58	19/5/59	14	15
North Ward No. 11 (Broad Street) Clearance Order 1958	14	-	12/8/58	8/4/59	13	14
North Ward No. 12 (Broughton Road) Clearance Order 1958	12	-	12/8/58	14/4/59	12	12
North Ward No. 13 (Sydney Road) Clearance Order 1958	3	-	12/8/58	8/4/59	3	3
West Ward No. 5 (Alexandra Street) Compulsory Purchase Order 1959	2	-	7/10/58	8/4/59	3	2
West Ward No. 6 (Orchard Place) Clearance Order 1959	83	2	7/4/59	12/9/60	85	85
Central Ward No. 6 (Liverpool Street/Forge Street) Compulsory Purchase Order 1961	20	-	2/6/59	21/7/60	19	20
Central Ward No. 7 (Bank Street/Lockitt Street) Compulsory Purchase Order 1961	186	3	12/4/60	5/10/61	171	189
	45	-	4/8/61	5/4/62	39	45
c/f	546	5	-	-	510	551

HOUSING CLEARANCE PROGRAMME, Cont.

Description of Property	Number of Properties in Area		Date of Representation of Report	Date of Confirmation of Order	Number of families rehoused 3/11/55 - 31/12/71	Number of properties demolished to 31/12/71
	'Pink'	'Grey'				
b/f South Ward No. 4 (Mill Street) Compulsory Purchase Order 1962	546	5	-	-	510	551
Central Ward No. 10 (Chester Street West) Clearance Order 1962	2	-	10/4/62	30/10/62	2	2
Central Ward No. 11 (John Street) Clearance Order 1962	2	-	10/4/62	2/11/62	2	2
West Central Ward No. 1 (Peel Street) Clearance Order 1962	2	-	10/4/62	4/1/63	2	2
West Central Ward No. 2 (Dale Street) Clearance Order 1962	8	-	10/4/62	17/1/63	7	8
West Central Ward No. 3 (West Street/Stafford Street) Compulsory Purchase Order 1962	6	-	10/4/62	2/11/62	6	6
North East Ward No. 1 (Chapel Lane) Clearance Order 1962	64	8	10/4/62	9/4/63	55	72
Central Ward No. 12 (Oakley Street/Beech Street) Compulsory Purchase Order 1963	10	-	10/4/62	18/10/62	7	10
Central Ward No. 15 (Oakley Street/Beech Street) Clearance Order 1963	56	4	9/4/63	12/5/64	50	59
c/f 715	19	-	9/4/63	12/5/64	14	19
	715	17	-	-	655	731

HOUSING CLEARANCE PROGRAMME, Cont.

Description of Property	Number of Properties in Area		Date of Representation of Report	Date of Confirmation of Order	Number of families rehoused 3/11/55 - 31/12/71	Number of properties demolished to 31/12/71
	'pink'	'Grey'				
b/f West Ward No. 7 (Collins Street) Clearance Order 1963	715	17	-	-	655	731
South East Ward No. 1 (Bridge Street) Compulsory Purchase Order 1963	25	-	12/2/63	8/11/63	24	25
West Central Ward No. 5 (Derby Street/Grosvenor Street) Compulsory Purchase Order 1963	27	1	12/3/63	14/1/64	24	28
Borough of Crewe No. 14 (Mill Street/Station Street) Compulsory Purchase Order 1965	54	10	12/11/63	12/1/65	52	64
Borough of Crewe No. 52 (Broom Street/Jackson Street) Clearance Order 1965	210	40	12/1/65	2/12/66	178	247
Borough of Crewe No. 53 (Underwood Lane) Clearance Order 1965	68	-	9/11/65	4/1/67	59	68
Borough of Crewe No. 54 (Samuel Street) Clearance Order 1965	6	-	9/11/65	4/1/67	5	6
Borough of Crewe No. 55 (Samuel Street) Clearance Order 1965	6	-	9/11/65	14/9/67	5	6
c/f	8	-	9/11/65	14/9/67	5	8
	1119	68	-	-	1007	1183

HOUSING CLEARANCE PROGRAMME, Cont.

Description of Property	Number of Properties in Area		Date of Representation of Report	Date of Confirmation of Order	Number of families rehoused 3/11/55 - 31/12/71	Number of properties demolished to 31/12/71
	'Pink'	'Grey'				
b/f Borough of Crewe No. 56 (Barnfield) Compulsory Purchase Order 1966	1119	68	-	-	1007	1183
Borough of Crewe No. 57 (Stanley Street) Clearance Order 1965	25	1	9/11/65	4/1/67	16	26
Borough of Crewe No. 58 (Camden Street) Clearance Order 1965	2	-	9/11/65	4/1/67	1	2
Borough of Crewe No. 59 (Thomas Street) Clearance Order 1965	5	-	9/11/65	14/9/67	5	5
Borough of Crewe No. 60 (William Street) Clearance Order 1965	4	-	9/11/65	14/9/67	4	4
Borough of Crewe No. 61 (William Street) Clearance Order 1965	15	-	9/11/65	14/9/67	14	15
Borough of Crewe No. 62 (North Street) Clearance Order 1965	26	-	9/11/65	14/9/67	26	26
Borough of Crewe No. 63 (Station Street) Clearance Order 1966	2	-	9/11/65	14/9/67	-	2
Borough of Crewe No. 64 (Mill Street) Clearance Order 1967	2	-	8/2/66	2/12/66	1	2
	8	-	3/2/65	23/10/67	7	8
c/f	1208	69	-	-	1081	1273

HOUSING CLEARANCE PROGRAMME, Cont.

Description of Property	Number of Properties in Area		Date of Representation of Report	Date of Confirmation of Order	Number of families rehoused 3/11/55 - 31/12/71	Number of properties demolished to 31/12/71
	'pink'	'Grey'				
b/f Borough of Crewe No. 16 (Donkinson's Oak) Compulsory Purchase Order 1967	1208	69	-	-	1081	1273
Borough of Crewe No. 17 (Albert Street) Compulsory Purchase Order 1967	14	-	8/8/67	30/5/68	13	14
Borough of Crewe No. 18 (Flag Lane) Compulsory Purchase Order 1967	28	3	7/11/67	16/8/68	24	31
Borough of Crewe No. 19 (John Street/Chetwode Street) Compulsory Purchase Order 1968	3	-	7/11/67	24/4/68	3	3
Borough of Crewe No. 20 (Broad Street/John Street/Alban Street) Compulsory Purchase Order 1970	128	50	6/12/67	2/4/69	120	99
Borough of Crewe No. 21 (Mill Street) Compulsory Purchase Order 1970	155	41	7/1/70	-	22	-
Borough of Crewe No. 78 (New Street) Clearance Order 1970	5	-	7/4/70	22/10/70	2	-
	100	-	7/9/70	-	67	-
c/f	1641	163	-	-	1332	1420

HOUSING CLEARANCE PROGRAMME, Cont.

Description of Property	Number of Properties in Area		Date of Representation of Report	Date of Confirmation of Order	Number of families rehoused 3/11/55 - 31/12/71	Number of properties demolished to 31/12/71
	'Pink'	'Grey'				
2. <u>AREAS DEALT WITH INFORMALLY WITH THE APPROVAL OF THE MINISTRY OF HOUSING AND LOCAL GOVERNMENT</u> b/f Park Place	1641	163	-	-	1332	1420
	67	-	19/4/56	9/7/57	65	67
3. <u>HOUSES BELONGING TO THE CORPORATION DEMOLISHED</u> During 1954 During 1956 During 1958 During 1959 During 1960 During 1961 During 1964 During 1967 During 1968 During 1969 During 1970 During 1971	6	-	-	-	3	6
	3	-	-	-	2	3
	4	-	-	-	4	4
	3	-	-	-	2	3
	4	-	-	-	3	3
	1	-	-	-	1	1
	3	-	-	-	1	3
	1	-	-	-	-	-
	-	-	-	-	-	-
	-	-	-	-	-	-
	68	-	-	-	17	1
	2	-	-	-	2	-
	1803	163	-	-	1432	1511
c/f						

HOUSING CLEARANCE PROGRAMME, Cont.

Description of Property	Number of Properties in Area		Date of Representation of Report	Date of Confirmation of Order	Number of families rehoused 3/11/55 - 31/12/71	Number of properties demolished to 31/12/71
	'Pink'	'Grey'				
4. <u>HOUSES DEALT WITH BY INDIVIDUAL DEMOLITION OR CLOSING</u> <u>(a) Demolition Orders:</u>	1803	163	-	-	1432	1511
During 1955	1	-	-	-	1	1
During 1956	4	-	-	-	3	4
During 1957	9	-	-	-	6	9
During 1958	11	-	-	-	9	11
During 1959	14	-	-	-	12	14
During 1960	3	-	-	-	2	3
During 1961	1	-	-	-	-	1
During 1963	5	-	-	-	4	5
During 1964	2	-	-	-	2	2
During 1965	1	-	-	-	-	1
During 1966	3	-	-	-	2	2
During 1967	8	-	-	-	6	8
During 1968	2	-	-	-	2	2
During 1969	9	-	-	-	4	9
During 1970	-	-	-	-	-	-
During 1971	1	-	-	-	-	-
c/f	1877	163	-	-	1485	1583

HOUSING CLEARANCE PROGRAMME, Cont.

Description of Property	Number of Properties in Area		Date of Representation of Report	Date of Confirmation of Order	Number of families rehoused 3/11/55 - 31/12/71	Number of properties demolished to 31/12/71
	'Pink'	'Grey'				
b/f	1877	163	-	-	1485	1583
4. <u>HOUSES DEALT WITH BY INDIVIDUAL DEMOLITION OR CLOSING</u>						
(b) <u>Closing Orders:</u>						
During 1959	1	-	-	-	1	-
During 1960	4	-	-	-	4	2
During 1962	3	-	-	-	3	-
During 1963	2	-	-	-	2	-
During 1964	1	-	-	-	1	-
During 1965	2	-	-	-	3	-
During 1966	3	-	-	-	3	-
During 1967	2	-	-	-	2	1
During 1968	3	-	-	-	1	1
During 1969	8	-	-	-	4	1
During 1970	5	-	-	-	2	-
During 1971	5	-	-	-	2	-
	1916	163	-	-	1513	1588

IMPROVEMENT GRANTS

	Total to 31st December, 1970	During 1971	Total to 31st December, 1971
1. Number of applications received for standard grants	643	48	691
2. Number of applications refused	2	-	2
3. Number of applications granted	641	48	689
Approved expenditure	£100,701.27p	£10,361.12p	£111,062.39p
Approved grant	£50,350.63p	£5,180.56p	£55,531.19p
4. Average grant per house	£78.55p	-	£80.60p
5. Number of applications received for improvement grants	8	8	16
6. Number of applications granted	8	8	16
Approved expenditure	£4,379.58p	£6,549.04p	£10,928.62p
Approved grant	£2,189.79p	£3,274.52p	£5,464.31p
7. Average grant per house	£273.72p	-	£341.52p
8. Number of applications withdrawn	22	3	25
Approved expenditure	£3,131.37p	£300.20p	£3,431.57p
Approved grant	£1,565.68p	£150.10p	£1,715.78p
9. Number of grants completed	599	58	657
10. Number of grants repaid	36	1	37
Amount of grants repaid	£1,755.56p	£6.35p	£1,761.91p

HOUSING ACT, 1969

RETURN OF QUALIFICATION CERTIFICATES ISSUED

Improvement Cases:

Number of applications for qualification certificates under Section 44(2) under consideration at end of period	Nil
--	-----	-----	-----	-----	-----

Number of certificates of provisional approval issued...	1
--	-----	-----	-----	-----	---

Number of qualification certificates issued under section 46(3)	Nil
---	-----	-----	-----	-----	-----

STANDARD AMENITIES ALREADY PROVIDED

Number of applications for qualification certificates under section 44(1) under consideration at end of 1970	70
--	-----	-----	-----	-----	----

Number of applications received during the year	66
---	-----	-----	-----	-----	----

Number of qualification certificates issued under section 45(2) in respect of:

(i) dwellings with a rateable value of £60 or more	3
--	-----	-----	-----	-----	---

(ii) dwellings with a rateable value of £40 to less than £60	13
--	-----	-----	-----	-----	----

(iii) dwellings with a rateable value of less than £40	Nil
--	-----	-----	-----	-----	-----

Number of applications refused	88
--------------------------------	-----	-----	-----	-----	----

Number of applications under consideration at end of year	31
---	-----	-----	-----	-----	----

Exemption for low income tenants from section 54

Number of certificates issued under section 55	...	Nil
--	-----	-----

FACTORIES ACT 1961

1. **INSPECTIONS** for purposes of provisions as to health (including inspections made by Public Health Inspectors).

Particulars	Number on register	Inspection	Number of	
			Written Notices	Occupiers Prosecuted
(i) Factories in which Sections 1, 2, 3, 4 and 6 are to be enforced by Local Authorities	8	8	-	-
(ii) Factories not included in (i) in which Section 7 is enforced by the Local Authority	149	26	-	-
(iii) Other premises in which Section 7 is enforced by the Local Authority (excluding out-workers premises)	3	3	1	-
TOTAL	160	37	1	-

2. **CASES** in which defects were found

Particulars	Number of cases in which defects were found			
	Found	Remedied	Referred to H.M. Inspector	Referred by H.M. Inspector
Sanitary Conveniences (S.7)				
(a) Insufficient	-	-	-	-
(b) Unsuitable or defective	1	1	-	-
(c) Not separate for sexes	-	-	-	-
TOTAL	1	1	-	-

3. **OUTWORKERS.** Lists required by Section 110 were received relating to 34 outworkers all engaged in making wearing apparel.

Offices, Shops and Railway Premises Act, 1963

The above mentioned Act which came into force during 1964 contains provisions relating to the health, safety and welfare of employees in offices, shops and certain other premises. The following tables, have been abstracted from the annual report submitted to the Department of the Employment.

Registration and General Inspections

Class of premises	Number of premises registered during the year	Total number of registered premises at end of year	Number of registered premises receiving a general inspection during the year
Offices	17	151	35
Retail shops	20	379	31
Wholesale shops, warehouses	2	18	2
Catering establishments open to the public, canteens	2	57	2
Fuel storage depots	-	2	-
TOTALS	41	607	70

NUMBER OF VISITS OF ALL KINDS BY INSPECTORS TO REGISTERED PREMISES - 332

FACTORIES ACT 1961

INSPECTIONS for purposes of provisions as to health (including inspections made by Public Health Inspectors).

Particulars	Number on Register	Inspection	Number of	
			Written Notices	Occupiers Prosecuted
i) Factories in which Sections 1, 2, 3,4 and 6 are to be enforced by Local Authorities	8	8	-	-
ii) Factories not included in (i) in which Section 7 is enforced by the Local Authority	4	26	-	-
iii) Other premises in which Section 7 is enforced by the Local Authority (excluding out-workers premises)	3	3	1	-
TOTAL	15	37	1	-

2. CASES in which defects were found

Particulars	Number of cases in which defects were found			
	Found	Remedied	Referred to H.M. Inspector	Referred by H.M. Inspector
Sanitary Conveniences (S.7)				
(a) Insufficient	-	-	-	-
(b) Unsuitable or defective	1	1	-	-
(c) Not separate for sexes	-	-	-	-
TOTAL	1	1	-	-

3. OUTWORKERS. Lists required by Section 110 were received relating to 34 outworkers all engaged in making wearing apparel.

Offices, Shops and Railway Premises Act, 1963

The above mentioned Act which came into force during 1964 contains provisions relating to the health, safety and welfare of employees in offices, shops and certain other premises. The following tables, have been abstracted from the annual report submitted to the Department of the Employment.

Registration and General Inspections

Class of premises	Number of premises registered during the year	Total number of registered premises at end of year	Number of registered premises receiving a general inspection during the year
Offices	17	151	35
Retail shops	20	379	31
Wholesale shops, warehouses	2	18	2
Catering establishments open to the public, canteens	2	57	2
Fuel storage depots	-	2	-
TOTALS	41	607	70

NUMBER OF VISITS OF ALL KINDS BY INSPECTORS TO REGISTERED PREMISES - 332

Analysis of persons employed in Registered Premises

Class of workplace	Number of persons employed	
Offices	1,727	
Retail shops	1,930	
Wholesale departments, warehouses	249	
Catering establishments open to the public	405	
Canteens	11	
Fuel storage depots	18	
	TOTAL	4,340
	Total Males	1,983
	Total Females	2,357

Exemptions and Prosecutions

No exemptions were applied for during the year.

Contraventions found

Premises requiring cleansing in some form	18
Provision of heating and/or thermometer	26
Inadequate ventilation	11
Defective or inadequate sanitary accommodation	15
Defective or inadequate washing facilities	13
Inadequate drinking water facilities	3
Absence of adequate facilities for storage of outdoor clothing	1
Lack of adequate eating facilities in shops	1
Defective floors, passages or staircases	9
Lack of First Aid Equipment	30
Overcrowding	1
Inadequate lighting	9
Sitting facilities	1
Fencing exposed parts of machinery	5
No abstract posted	50
Failure to register	20
Miscellaneous	12

Accidents

18 accidents were reported during the year, details of which are given in the following tables.

Reported Accidents

Workplace	Number reported	Total number investigated	Action Recommended			No Action
			Prosecution	Formal Warning	Informal Advice	
Offices	1	-	-	-	-	-
Retail shops	10	3	-	-	3	-
Wholesale shops, warehouses	4	2	-	-	2	-
Catering establishments open to public, canteens	2	1	-	-	1	-
Fuel storage depots	1	-	-	-	-	-
TOTALS	18	6	-	-	6	-

Analysis of Reported Accidents

	Offices	Retail Shops	Wholesale warehouses	Catering Establishments	Fuel Storage Depots
Machinery	-	-	-	-	-
Transport	-	-	-	-	-
Hand tools	-	3	1	-	-
Falls of persons	-	2	1	-	1
Stepping on or striking against object or person	-	-	-	-	-
Handling goods	-	3	2	1	-
Struck by falling object	1	-	-	-	-
Not otherwise specified	-	2	-	1	-
TOTALS	1	10	4	2	1

RODENT CONTROL

The Corporation employ two full-time rodent operators and the extermination methods employed are poisoning, gassing and trapping. The following table summarises the work carried out:-

	Type of Property			Total
	Local Auth.	Dwell. Houses	Bus. Prem.	
<u>NUMBER OF PROPERTIES INSPECTED:</u>				
(1) Primary Inspections:				
(a) as a result of notification	24	281	65	370
(b) otherwise	-	272	-	272
(2) Re-inspections:				
(a) as a result of notification	4	12	4	20
(b) otherwise	-	12	-	12
Total Properties inspected	28	577	69	674
<u>Number of Properties found to be infested by RATS:</u>				
(1) Primary inspections:				
(a) Major	-	-	-	-
(b) Minor	9	379	18	406
(2) Re-infestations:				
(a) Major	-	2	-	2
(b) Minor	1	17	1	19
<u>Number of Properties found to be infested by MICE:</u>				
(1) Primary inspections	5	157	36	198
(2) Re-inspections	3	3	1	7
Total infestations found	18	558	56	632
<u>Number of infested Properties treated by Local Authority:</u>				
(1) Primary treatments:				
(a) for RATS	11	390	16	417
(b) for MICE	5	152	31	188
(2) Treatments for re-infestation				
(a) for RATS	1	22	-	23
(b) for MICE	1	7	4	12
TOTAL Treatments	18	571	51	640

NOTE: A treatment means a complete treatment for the destruction of rats and mice and includes not only the initial treatment, but when necessary, post-baiting and follow-up treatment.

RODENT CONTROL, Continued

Following the treatments carried out, 774 rats and 524 mice were picked up, whilst the estimated kill was 3,010 rats and 1,711 mice.

During the year the rodent operators paid 6,415 visits in connection with the inspection and treatment of premises.

Two maintenance treatments of the sewers were also carried out. 731 manholes were baited and 546 takes of poison bait were recorded, showing an estimated kill of 1,645 rats.

PET ANIMALS ACT 1951

There are nine premises in the Borough licensed for the sale of pet animals. All these premises comply with the recommended conditions of the Royal Society for the Prevention of Cruelty to Animals, which were adopted by the Council.

PETROLEUM AND EXPLOSIVES ACTS

The number of licences issued under the Petroleum Acts 1928-36 during 1971 was as follows:

Storage of petroleum spirit -

(a) petrol filling stations	27
(b) petrol tank stores for own use	23
(c) other petrol stores	20

Storage of carbide of calcium 4

5 of the licensed petrol filling stations are of the self-service post payment type and to date, have operated satisfactorily.

During the year, 5 petrol storage tanks were tested and found to be satisfactory while one filling station with 4 storage tanks was taken out of service.

44 premises were registered under the Explosives Act 1875, for the storage of fireworks.

152 visits to premises for the above purposes were made during the year.

DISEASES OF ANIMALS ACTS

In the Borough there is one market, privately owned, which is licensed under the above legislation.

Number of Markets held (i) weekly	52
(ii) special	58

Animals exposed for sale -

(a) pigs 22,532

(b) imported cattle 1,818

Number of movement licences issued
under Regulation of Movement of Swine
Order 1959 2,062

Number of licences issued for movement
of imported cattle 56

Prior to Christmas, a special sale of poultry for immediate slaughter was also held.

In addition to the supervision of the markets, routine visits are made to farm premises to check records of animal movements.

Under the Diseases of Animals (Waste Food) Order, 1957, plants are licensed for the boiling of waste food. 5 such plants are licensed in the Borough.

The total number of visits made during the year under these Acts was 267.

INSPECTION AND SUPERVISION OF FOOD

FOOD HYGIENE

Food hygiene has continued to receive the attention of the public health inspectorate and 1,092 visits have been made for this purpose.

All plans of food premises submitted to the Borough Engineer are scrutinised for compliance with the various Acts and Regulations and where amendments are necessary the owner or architect is advised and corrections made before submission to the appropriate Committees. This system has worked very well indeed and architects and others have co-operated fully with the Department.

The following is a list of the various types of food premises in the Borough.

Number and type of food premises

Premises requiring registration

For the manufacture of ice cream	2
For the storage and sale of ice cream	207
For the preparation and manufacture of sausages or pressed, potted or preserved meat, etc.	34

FOOD HYGIENE REGULATIONS 1960

Type of Premises	Number	Premises complying with Regulation 16	Premises complying with Regulation 19
Fried fish shops	38	38	38
Wet fish shops	4	4	4
Bakehouses	7	7	7
Butchers	46	46	46
Restaurants and cafes	27	27	27
School canteens	14	14	14
Factory canteens	21	21	21
Licensed premises	106	106	106
Grocery and provisions	105	104	105
Cakes and confectionery	14	14	14
Sweets	30	30	30
Green grocery	21	21	21
Totals	433	432	433

FOOD INSPECTION

There are no slaughterhouses in the Borough.

The following table shows the foods condemned during the year on account of decomposition etc.

CANNED FOODS

					<u>lbs</u>		
Meat	1,229		
Fruit	1,021		
Vegetables	752		
Miscellaneous	160	...	3,062 lbs

FROZEN FOODS

Meat	394		
Fish	519		
Vegetables	856		
Miscellaneous	164	...	1,943 lbs

OTHER FOODS

Meat	373		
Fish	186		
Fruit	20		
Miscellaneous	1,113	...	1,692 lbs

TOTAL 6,697 lbs

POULTRY INSPECTION

There is one poultry processing establishment within the Borough at which electric stunning before slaughter is in operation.

The number of birds processed during the year was as follows:

Broilers	39,684
Capons etc	3,411
Hens	196,374
Turkeys	1,734
Ducks	1,346
Cooked Broilers	3,167

Regular inspections are made of the premises to maintain a general oversight of production conditions and the methods of inspection of suspect poultry.

The percentage of birds rejected was 0.55% and the weight of these poultry was approximately 5,700 lbs.

ICE CREAM

Ice cream was manufactured at three premises in the Borough in 1971 while 207 premises were registered for the storage and sale of ice cream. A complete cold mix is used at two of the manufacturing premises in the Borough and pasteurisation at the other.

56 samples of ice cream were submitted for bacteriological examination and the results of the examinations are shown below.

Ice Cream	Methylene Blue Test Grading				TOTAL
	Grade 1	Grade 2	Grade 3	Grade 4	
Samples taken at manufacturing premises	14	4	4	3	25
Samples taken from retailers in the Borough	19	8	3	1	31
TOTAL	32	12	7	4	56

SLAUGHTER OF ANIMALS ACT 1958

The number of slaughtermen's licences issued in 1971 was 8.

KNACKER'S YARD

There is one Knacker's Yard in the Borough. These premises are not licensed for the slaughter of horses.

MILK

Designated Milk

Dealer's pre-packed licences 126

Pasteurised Milk

Establishments at which milk is pasteurised... Nil

MILK SAMPLING

During the year 179 samples of designated milks were taken for bacteriological examination and the following table provides details of the results.

No. of Samples	Description of Milk	Methylene Blue Test		Phosphatase Test		Turbidity Test	
		Passed	Failed	Passed	Failed	Passed	Failed
13	Untreated	11	2	-	-	-	-
123	Pasteurised	118	5	122	1	-	-
43	Sterilised	-	-	-	-	43	-
179	Total	129	7	122	1	43	-

Brucella Abortus

10 samples of untreated milk were submitted to the Ring Test and proved negative.

FOOD SAMPLES TAKEN FOR BACTERIOLOGICAL EXAMINATION

106 samples were taken during the year as follows:

96 of hot coffee, chocolate, tea or soup from vending machines
14 of which were unsatisfactory due to the presence of faecal coli.

10 of general foodstuffs, all of which were satisfactory.

FOOD AND DRUGS ACT 1955

During the year 124 samples were submitted to the Public Analyst for analysis.

Nature of Samples	Number of Samples		Number of samples adulterated or not genuine
	FORMAL	INFORMAL	
Milk and Milk Products	13	3	1
Meat Products	-	27	7
Fish and Fish Products	-	3	1
General Groceries	-	42	5
Preserves	-	4	1
Flour confectionery	-	5	2
Sugar confectionery	-	2	-
Ice cream	-	2	-
Cordials	-	3	-
Vegetables	-	1	-
Medicines etc.	-	4	-
Beer and spirits	13	2	1
	26	98	18
	124		

In addition to the above samples which were submitted to the Public Analyst, 25 additional samples were received.

FOOD AND DRUGS ACT 1955

The table below shows details of the samples found not to be genuine or otherwise unsatisfactory and of the relative action taken.

Sample Number	Article	Adulteration or other irregularity	Action Taken
3914	Shrimps	Contained fruit flies	Referred to Ministry of Agric.Fish & Food
3915	Orange marmalade	Contained wasp	Manufacturer cautioned
3926	Pickled Onions	Incorrectly labelled	Manufacturer cautioned
3927	Sterilised cream	Contained spider	Manufacturer cautioned
3929	Meat and Potato Pie	Contained hairs	Manufacturer cautioned
3930	Sausage	Contained pig hairs	Manufacturer cautioned
3931	Green Beans	Contained a piece of rubber	Referred to Ministry of Agric.Fish & Food
3932	Wholenut Chocolate	Contained insects and grubs	Vendor cautioned
3934	Bread	Contained metal staple	Manufacturer cautioned
3935	Italian Peeled Tomatoes	Contained insect larvae	Referred to Ministry of Agric.Fish & Food
3936	Chickens	Decomposition	Retailer cautioned
3937	Tea	Contained glass fragments	Manufacturer cautioned
3939	Bread	Contained carbonised flour	Manufacturer cautioned
3940	Meat Pie	Mouldy	Retailer cautioned
3941	Stewed Steak in gravy	Contained bovine hair	Producer cautioned
3945	Cheddar Cheese	Contained bristle	Manufacturer cautioned
3960	Steak and dumplings	Contained hair, wood and cotton	Manufacturer prosecuted, fined £25

Sample Number	Article	Adulteration or other irregularity	Action Taken
3985	Pork dripping	Mouldy	Manufacturer cautioned
3986	Pear halves	Contained fly	No action
3987	Pineapple juice	Contained a piece of felt	Importer cautioned
3988	Bread	Contained metal fragment	Manufacturer cautioned
4001	Bread	Contained paper	Manufacturer cautioned
4002	Bread	Mouldy	Manufacturer cautioned
4003	Steak and Kidney Pie	Mouldy	Vendor cautioned
4004	Tea	Excess of tea dust	Manufacturer cautioned
4005	Cheese	Contained beetles and larva	Manufacturer cautioned
4007	Sausages	Unsound	Retailer cautioned
4008	Stork Margarine	Mouldy	Manufacturer cautioned
4009	Chocolate Biscuit	Contained earwig	Retailer cautioned
4016	Stewing Steak with gravy	Insufficient meat content	Manufacturer cautioned
4023	Trifle	Contained wire	Manufacturers prosecuted, fined £10
4024	Almond marzipan	Maggot infestation	Manufacturers cautioned
4025	Steak pasties	Contained a stone	Manufacturer prosecuted, fined £10
4026	Steak and Kidney Pie	Contained piece of metal	Manufacturer prosecuted, fined £10
4034	Beefburgers	Deficient in meat content	Manufacturer cautioned

Sample Number	Article	Adulteration or other irregularity	Action Taken
4041	Chicken and Ham Pie	Deficient in meat content	Manufacturer cautioned
4047	Fruit malt cake	Mouldy	Vendor cautioned
4048	Sausage	Contained earwig	Manufacturer cautioned
4049	Apple and Lemon Stuffing	Contained spider beetles	Manufacturer cautioned
4050	Cream Sherry	Contained plaster beetles	Manufacturer cautioned
4051	Plum Jam	Contained wasp	Manufacturer cautioned
4052	Salmon	Contained a nail	Manufacturer cautioned
4053	Butter	Contained a ticket	Manufacturer cautioned

ATMOSPHERIC POLLUTION

During the year, 1,559 visits and inspections were made in connection with this section of the department's activities.

5 notifications of the installation of new furnaces were received under Section 3 of the Clean Air Act, 1956 and 5 applications for 'prior approval' were granted. 3 applications for chimney heights were approved, two after alterations were required.

The following table shows the Smoke Control Orders which were operative in the Borough at the end of the year.

Order and Date of Operation	Acres	Premises		
		Council houses	Others	Total
No. 1 (Marshfield Bank and Wistaston Green) Smoke Control Order, 1960. 1st October, 1962	270	859	287	1,146
No. 2 (Wistaston Green and The Valley) Smoke Control Order, 1964. 1st July, 1966	208	557	510	1,067
No. 3 (Ruskin Park) Smoke Control Order, 1966. 1st July, 1967	224	246	1,514	1,760
No. 4 (Nantwich Road South) Smoke Control Order, 1967. 1st July, 1969	235	749	1,469	2,218

During the year, 3 prosecutions were instituted against merchants for contravention of Section 9 of the Clean Air Act 1968 relating to the sale of unauthorised fuels in Smoke Control Areas.

The department has, since 1949, in co-operation with the Department of Trade and Industry, made regular monthly recordings of the degree of air pollution throughout the borough. The results obtained are collated by the Warren Spring Laboratory and the analyses of the readings of the various stations are shown in the appended tables and graphs.

The sites selected cover five types of district in accordance with the recommendations of the Department of Trade and Industry as follows:

Crewe Site

- | | |
|--|----------------------------|
| (a) Residential area with a high density housing | Stalbridge Road Clinic |
| (b) Industrial area | Railway Works |
| (c) Commercial area | Rear of Municipal Building |
| (d) Smoke Control area | Queens Park Nursery |
| (e) Residential area, medium density housing | Elm Drive |

VOLUMETRIC CONCENTRATION OF SMOKE
IN THE ATMOSPHERE - YEAR 1971

Average daily concentration expressed as microgrammes per
per cubic metre

	A Residential Area, high population density			B Industrial Area			C Commercial Area			D Smoke Control Area			E Residential Area, medium population density		
	1969	1970	1971	1969	1970	1971	1969	1970	1971	1969	1970	1971	1969	1970	1971
Jan.	231	192	181	*	*	91	164	128	121	85	63	64	-	-	-
Feb.	267	176	166	219	89	100	255	134	127	111	57	54	-	-	142
March	227	148	149	*	71	83	191	118	113	107	47	52	-	-	131
April	112	100	119	72	31	67	92	61	90	43	20	43	-	-	98
May	98	59	52	56	33	27	71	43	40	29	19	18	-	-	41
June	51	30	50	35	23	31	35	27	35	24	14	14	-	-	37
July	26	31	23	27	20	*	23	24	21	13	8	10	-	-	20
Aug.	42	75	46	45	49	29	33	62	38	19	35	23	-	-	45
Sept.	77	61	68	52	41	52	48	47	63	25	17	26	-	-	68
Oct.	119	108	89	56	49	46	91	78	64	38	33	26	-	-	73
Nov.	149	103	129	72	53	64	109	76	104	39	33	33	-	-	130
Dec.	260	228	147	143	123	93	193	166	102	87	78	42	-	-	156

* No results obtained

VOLUMETRIC CONCENTRATION OF SULPHUR
DIOXIDE IN THE ATMOSPHERE - YEAR 1971

Average daily concentration expressed as microgrammes per cubic metre

	A Residential Area, high population density			B Industrial Area			C Commercial Area			D Smoke Control Area			E Residential Area, medium population density		
	1969	1970	1971	1969	1970	1971	1969	1970	1971	1969	1970	1971	1969	1970	1971
Jan.	81	149	177	*	*	114	39	77	92	*	57	73	-	-	-
Feb.	113	133	161	141	133	168	95	106	103	86	64	64	-	-	99
March	109	140	152	*	163	183	*	94	105	53	60	72	-	-	137
April	70	104	153	105	120	108	55	90	124	*	56	93	-	-	133
May	73	98	97	92	93	94	53	84	88	47	66	71	-	-	97
June	62	61	72	87	85	95	33	55	65	43	52	41	-	-	78
July	30	58	51	47	83	*	16	57	58	26	42	39	-	-	65
August	50	102	71	66	116	63	46	94	61	42	74	44	-	-	78
Sept.	65	76	86	109	81	70	50	68	80	39	44	42	-	-	89
October	93	107	96	93	105	67	63	89	74	50	52	40	-	-	82
November	108	114	127	83	84	98	75	57	119	49	36	39	-	-	150
December	164	214	140	112	96	116	112	113	114	101	79	24	-	-	170

* No results obtained

ATMOSPHERIC POLLUTION - DEPOSITED MATTER 1971

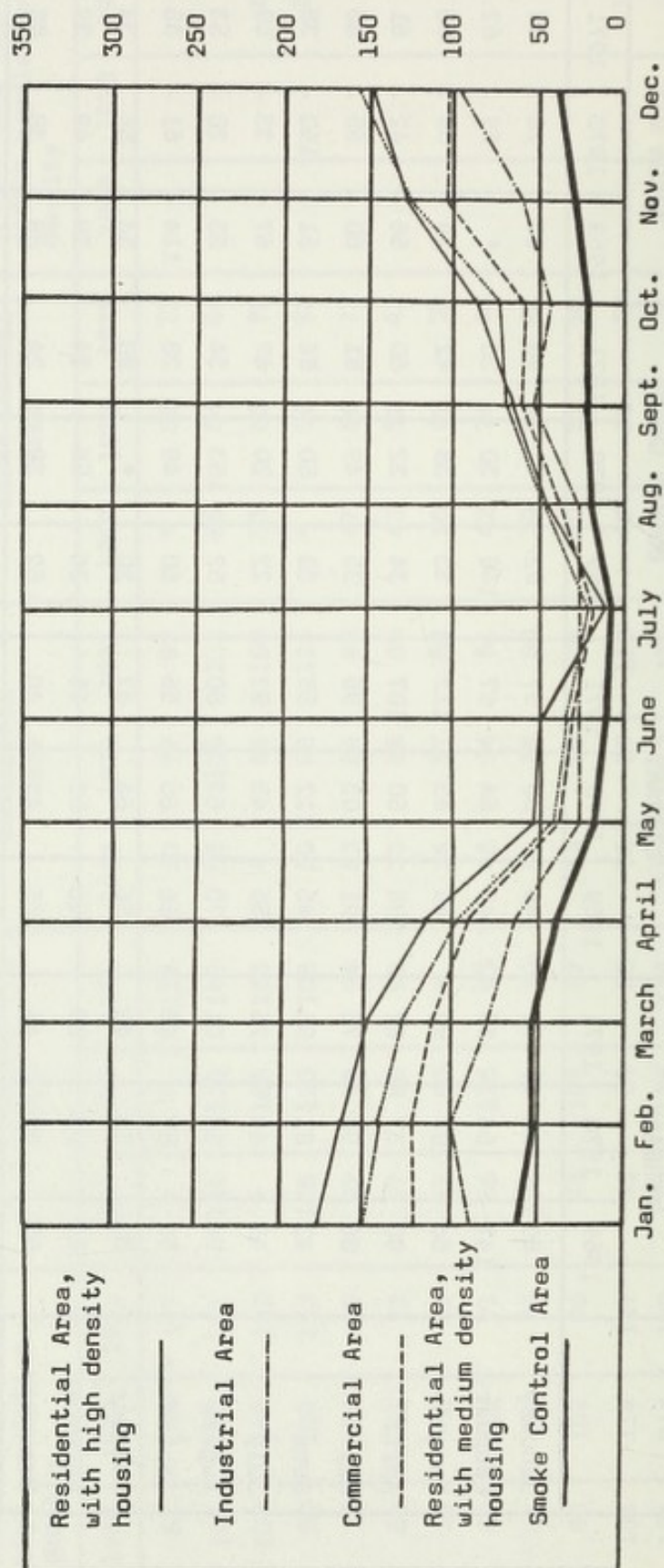
Average daily (undissolved) deposit in mg/sq.
metre

	ASHBANK			LIBRARY			BUCHAN GROVE			MACON WAY		
	1969	1970	1971	1969	1970	1971	1969	1970	1971	1969	1970	1971
January	50	59	72	46	55	57	52	31	48	33	28	88
February	147	64	89	146	64	67	148	30	30	*	39	62
March	56	107	82	49	83	112	33	38	42	24	59	56
April	90	37	87	108	50	107	34	32	60	56	42	61
May	66	94	75	91	103	96	35	49	51	60	55	56
June	41	81	56	46	112	55	30	50	86	61	160	38
July	49	44	75	55	43	92	22	20	47	67	33	59
August	56	58	61	70	63	80	52	153	34	53	20	53
September	52	57	43	66	86	56	60	49	28	114	61	46
October	60	54	40	56	66	47	20	*	20	34	56	34
November	49	53	59	66	52	66	26	55	34	39	49	59
December	53	63	48	65	44	40	52	30	24	88	38	88
TOTAL	769	771	787	864	821	875	564	537	504	629	640	700
AVERAGE MONTHLY	64	64	66	72	68	73	47	49	42	57	53	58

* No result obtained owing to damage to equipment

VOLUMETRIC CONCENTRATION OF SMOKE IN THE ATMOSPHERE - YEAR 1971

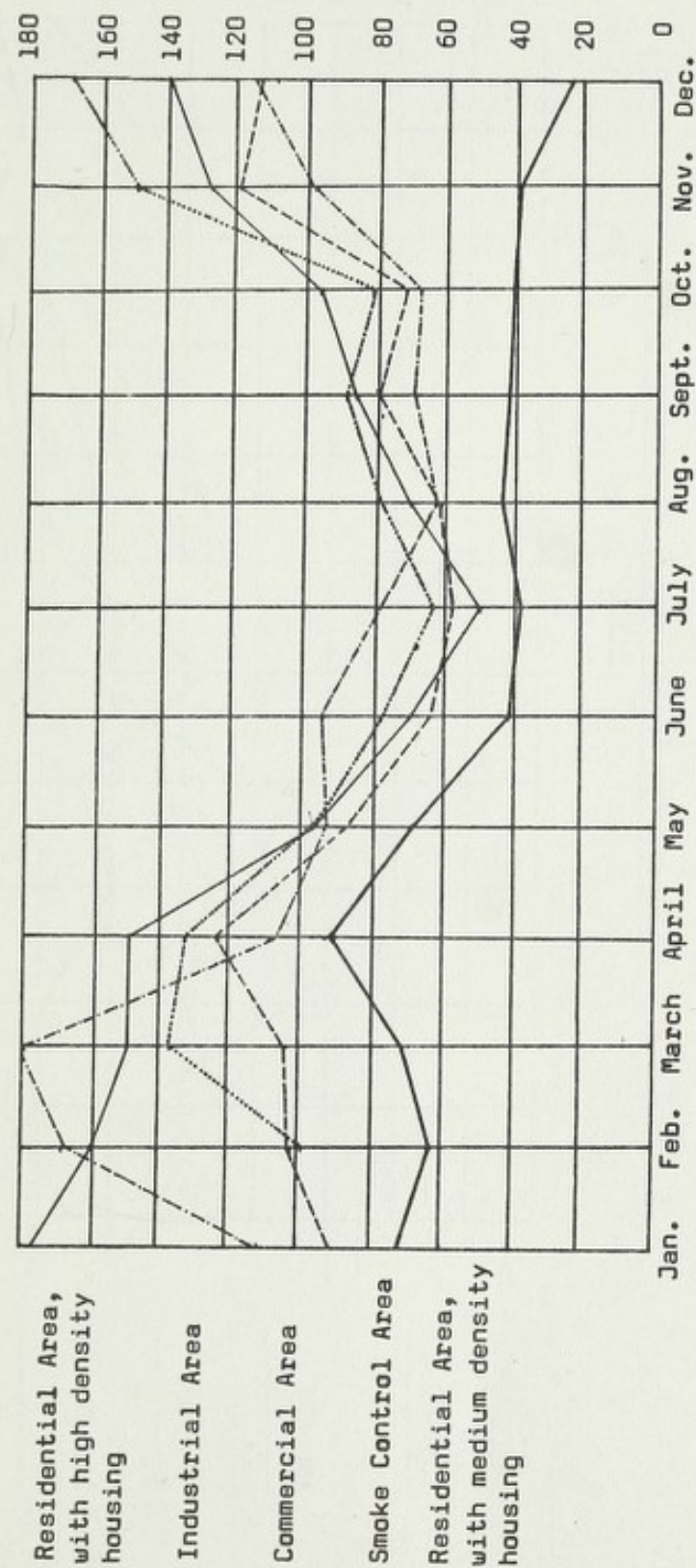
Average daily concentration expressed as microgrammes
per cubic metre



VOLUMETRIC CONCENTRATION OF SULPHUR
DIOXIDE IN THE ATMOSPHERE - YEAR 1971

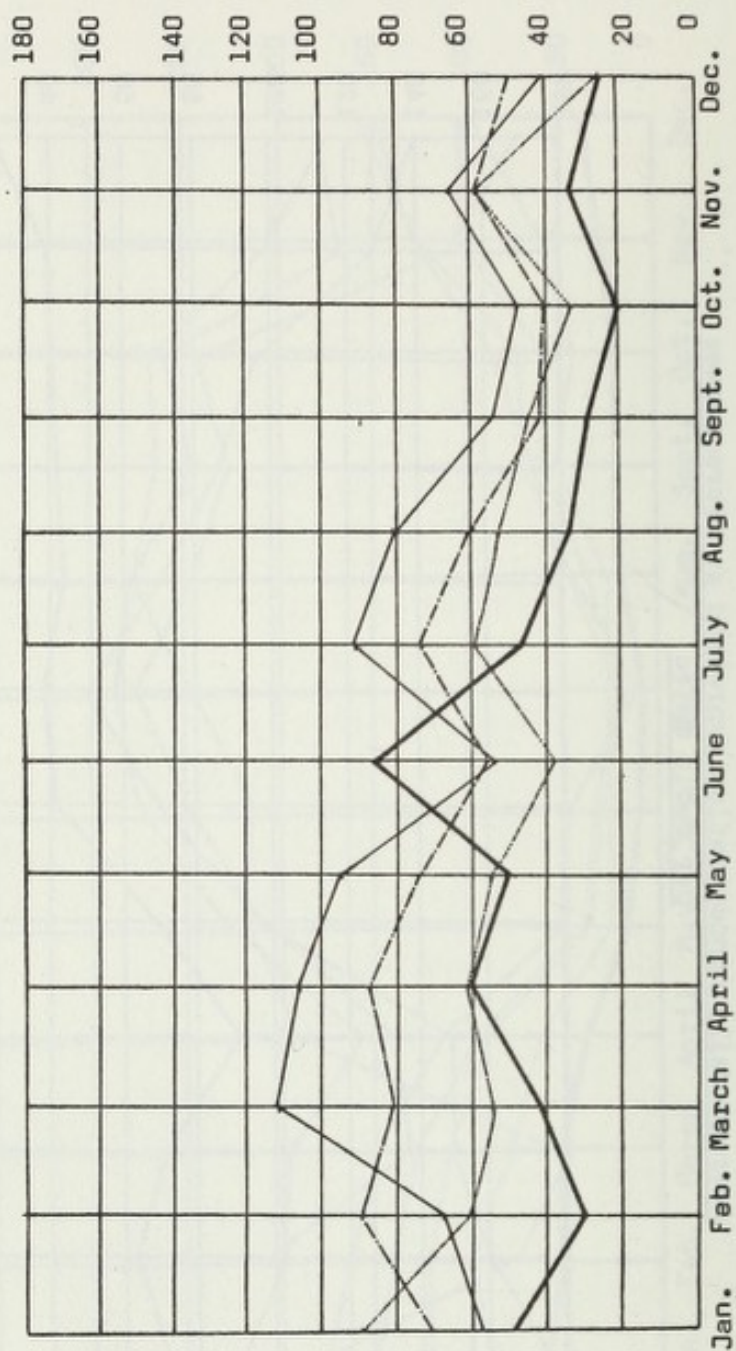
GRAPH II

Average daily concentration expressed as microgrammes
per cubic metre



ATMOSPHERIC POLLUTION - DEPOSITED MATTER 1971

Average daily (undissolved) deposit in mg/sq.
metre



LIBRARY

ASHBANK

MACON WAY

BUCHAN GROVE

