

**[Report 1939] / Sanitary Committee [- Medical Officer of Health], Cornwall County Council.**

**Contributors**

Cornwall (England). County Council.

**Publication/Creation**

1939

**Persistent URL**

<https://wellcomecollection.org/works/gz9ek5cv>

**License and attribution**

You have permission to make copies of this work under a Creative Commons, Attribution license.

This licence permits unrestricted use, distribution, and reproduction in any medium, provided the original author and source are credited. See the Legal Code for further information.


Image source should be attributed as specified in the full catalogue record. If no source is given the image should be attributed to Wellcome Collection.



Wellcome Collection  
183 Euston Road  
London NW1 2BE UK  
T +44 (0)20 7611 8722  
E [library@wellcomecollection.org](mailto:library@wellcomecollection.org)  
<https://wellcomecollection.org>

LIBRARY

Cornwall County Council.



---


# ANNUAL REPORT

OF THE

MEDICAL OFFICER OF HEALTH

FOR THE YEAR 1939.

---





To the Chairman and Members of the Cornwall County Council.

My Lord, Ladies and Gentlemen,

I have the honour to present to you the Annual Report on the Health of the County of Cornwall during the year 1939.

The Report is largely a continuation of statistical information which will be useful in years to come for the purpose of comparison with other years and for estimating the trends and tendencies of health matters in the County. Like the other routine Annual Reports, it is very late in publication owing to the difficulty in finding the time or the staff for these routine matters. In this tardiness we are in good company, for the last published report of the Chief Medical Officer of the Ministry of Health relates to the year 1938.

The Council will remember that from time to time interim Reports on the health services, with particular reference to the war, have been published.

In addition to the routine survey in the body of this Report it is of interest to note the progress made in the health services during the difficult period preceding and immediately following the outbreak of war. The maternity accommodation, principally for abnormal cases, at the County Maternity Ward, Redruth, was expanded from seven to fifteen beds; arrangements were made at the Royal Cornwall Infirmary for cases of puerperal pyrexia and parturient women suffering from venereal diseases. Arrangements for dental treatment were expanded to provide for children under the age of five years. A department of chest surgery was set up at the Royal Cornwall Infirmary to which cases requiring surgical treatment are referred from the Tehidy Sanatorium for treatment by Mr. Barrett, a Consulting Chest Surgeon from London. In June, 1939, the County Health Committee urged District Councils to institute schemes for immunisation against diphtheria, in anticipation of the evacuation scheme, and it is gratifying to note, two years later, the excellent work done by District Councils in this direction. In September, 1939, two Emergency Maternity Homes were improvised in connection with the evacuation scheme. It was indeed fortunate that the County Council had authorised the appointment of a Deputy County Medical Officer, whose assistance in the administration of this enlarged health service has been invaluable.

I repeat my acknowledgment of the help and consideration I have received from the Chairman and members of my Committee, both collectively and individually, and the loyal assistance I have received from my Staff.

I am,

Your obedient Servant,

R. N. CURNOW,  
County Medical Officer.

## CONTENTS.

	Page
Public Health Officers      ...      ...      ...      ...      ...	3
Statistics and Social Conditions      ...      ...      ...      ...      ...	5
Laboratory Facilities      ...      ...      ...      ...      ...	7
Ambulance Facilities      ...      ...      ...      ...      ...	7
Sanitary Circumstances      ...      ...      ...      ...      ...	9
Housing      ...      ...      ...      ...      ...      ...      ...	9
Inspection and Supervision of Food      ...      ...      ...      ...      ...	9
Infectious Diseases      ...      ...      ...      ...      ...      ...	12
Tuberculosis      ...      ...      ...      ...      ...      ...	12
Venereal Diseases      ...      ...      ...      ...      ...      ...	16
Blind Persons      ...      ...      ...      ...      ...      ...	17
Vaccination      ...      ...      ...      ...      ...      ...	18
Maternity and Child Welfare      ...      ...      ...      ...      ...      ...	18
Work of the County Nursing Association      ...      ...      ...      ...      ...	20
Infant Welfare Centres      ...      ...      ...      ...      ...      ...	21
Orthopaedic Treatment      ...      ...      ...      ...      ...      ...	22
Report of Supervisor of Midwives      ...      ...      ...      ...      ...      ...	24
Tables      ...      ...      ...      ...      ...      ...      ...	At end



# CORNWALL COUNTY COUNCIL

## REPORT OF THE MEDICAL OFFICER OF HEALTH FOR THE YEAR 1939.

### PUBLIC HEALTH OFFICERS.

#### Whole time Medical Officers:

Medical Officer of Health and School Medical Officer	...	...	R. N. Curnow, M.B., B.S., D.P.H., (Appointed 9/3/39).
Deputy Medical Officer of Health and School Medical Officer	...	...	F. J. H. Crawford, M.D., Ch.B., B.Sc., D.P.H. (Appointed 25/9/39)
Tuberculosis Officer	...	...	W. F. L. Day, M.B., B.Ch.Camb., M.R.C.S., L.R.C.P
Medical Superintendent of Tehidy Sanatorium	...	...	E. T. Gaspey, M.R.C.S., L.R.C.P.

#### Part time Medical Officers:

Hon. Consulting Surgeon, Tehidy Sanatorium	...	...	L. C. Panting, M.D., B.Ch.Oxon, M.R.C.P.Lond., F.R.C.S.Eng.
Hon. Consulting Physician, Tehidy Sanatorium	...	...	Francis Chown, M.B.Lond., D.P.H.
Ear, Nose and Throat Surgeon, Tehidy Sanatorium	...	...	M. R. Sheridan, M.B., Ch.B.Liverp., F.R.C.S.E., D.L.O.Eng.
Anaesthetist, Tehidy Sanatorium	...	...	R. H. Blair, M.B., Ch.B.Liverp.
Medical Officer of Treatment Centre (various diseases)	...	...	C. H. Rivers, M.A., M.D., B.C. Camb., M.R.C.S., M.R.C.P., B.Sc.Lond.
Orthopaedic Surgeon	...	...	W. W. Rentoul, M.B., B.Ch., B.A.O.Belf.
Pathologist	...	...	F. D. M. Hocking, M.B., B.S.Lond., M.Sc., M.R.C.S., L.R.C.P., F.I.C., F.C.S.
Obstetric Consultants	...	...	
Plymouth	...	...	J. Riddell, M.D.Ed., Ch.B., F.R.C.S.Ed., M.C.O.G. Mabel Ramsey, M.D.Ed., Ch.B., F.R.C.S.Ed., D.P.H., M.C.O.G.
Saltash	...	...	H. G. Robinson, M.B., Ch.B.Glas.
Stratton	...	...	T. A. King, M.R.C.S.Eng., L.R.C.P.Lond.

Launceston	...	...	C. G. Gibson, M.B., C.M.Ed.
Liskeard	...	...	B. B. Metcalfe, M.R.C.S.Eng., L.R.C.P.Lond.
Bodmin	...	...	N. G. H. Salmon, M.B., B.S.Lond., M.R.C.S.Eng., L.R.C.P.Lond.
St. Austell	...	...	J. S. Moore, F.R.C.S.Ed., L.R.C.P. Lond., M.R.C.S.Eng., D.P.H.
Newquay	...	...	W. G. Richards, M.B., B.S.Lond., M.M.S.A., M.R.C.S.Eng., L.R.C.P.Lond.
Truro	...	...	G. F. Burnell, M.R.C.S.Eng., L.R.C.P.Lond. J. H. Hood, M.B., Ch.B.Ed. J. G. M. Molony, M.B., B.Ch., B.A.O.
Falmouth	...	...	T. H. R. McKiernan, B.A., M.B., B.Ch., B.A.O. W. E. H. Banks, M.A.Camb., M.B., B.Ch., M.R.C.S.Eng., L.R.C.P. Lond.
Redruth	...	...	W. Blackwood, M.B., Ch.B. R. Pollok, L.R.C.S., etc., Edin. and Glas., D.C.O.G., L.D.S.Glas. H. L. Shimmin, M.R.C.S.Eng., L.R.C.P.Lond. C. H. Rivers (Puerperal Pyrexia), M.A., M.D., B.C.Camb., M.R.C.S., M.R.C.P.Lond., B.Sc.
Penzance	...	...	V. J. McAllister, M.B., B.Ch., M.A.O., F.R.C.S.Irel.
Medical Officer, St. Columb Institu- tion for Mental Defectives	...	...	J. A. S. Brown, B.Ch.Camb., M.R.C.S., L.R.C.P.

#### Other whole time Officers:

Orthopaedic Sisters	...	...	Miss J. D. Newman, Cert.C.S.M.M.G. Miss M. F. Venables, Cert. C.S.M.M.G. Miss N. Stansfield, Cert.C.S.M.M.G. (Appointed 1.9.39). Miss C. W. Rice, Cert.C.S.M.M.G. (Tehidy Sanatorium).
Matron Tehidy Sanatorium	...	...	Miss M. Wood, S.R.N.
Matron St. Columb Institution for Mental Defectives	...	...	Miss E. K. G. Mowbray, S.R.N., R.M.P.A.
Mental Deficiency Officers	...	...	Mrs. W. E. Hooper, Miss G. E. Thomas.
Health Visitors	...	...	Miss A. Flamank, Miss J. C. Henderson, Miss A. A. Housman, Miss G. Varcoe.



**Other part time Officers:**

Public Analyst	... ..	Dr. H. E. Cox, The Laboratory, 11, Billiter Square, London, E.C.3.
Dental Surgeon, Tehidy Sanatorium		W. H. C. Lean, L.D.S., R.C.S.Eng.
Dental Surgeon, St. Columb Institution for Mental Defectives	... ..	G. N. Minifie, L.D.S.
Inspector of Midwives and Superintendent of the County Nursing Association	... ..	Miss M. Riden.
Assistant Inspectors of Midwives	... ..	Miss E. Pearson, Miss L. M. Runacres, Mrs. H. Heath.
Health Visitors and Assistant Inspectors of Midwives	... ..	Miss M. Bradley, Miss A. V. Bath, Miss C. Teale.
Sampling Officers under the Food and Drugs Act, 1938	... ..	W. W. Johnston, H. A. Rundle, K. R. C. Martin, J. Shea.

**STATISTICS AND SOCIAL CONDITIONS OF THE AREA.**

Area	... ..	864,126 acres.
Population, 1939 (excluding Scilly Isles)	... ..	308,517 (Registrar General's estimate).
Number of inhabited houses (1931 census)	... ..	83,544
Rateable Value	... ..	£1,493,630
Sum represented by a penny rate	... ..	£5,911

The chief industries according to the 1931 Census were:—

	Males.	Females.	Total.
Agricultural	22,588	1,204	23,792
Clay, Sand, Gravel, etc. pits	3,883	41	3,924
Tin and Copper Mines	665	12	677
Other Mines	2,556	18	2,574
Stone Quarries, Mines, etc.	2,068	14	2,082
Fishing	2,488	5	2,493

These figures exclude those persons out of employment on Census Day.

**Live Births.**

	Male.	Female.	Total.
Legitimate	1,975	1,771	3,746
Illegitimate	85	78	163
Total	2,060	1,849	3,909

Birth rate per 1,000 of the estimated resident population, 12.67.

**Still Births.**

Male.	Female.	Total.
102	78	180

Rate per 1,000 total (live and still) births, 44.02.

**Deaths.**

Male.	Female.	Total.
2,227	2,375	4,602

Death rate per 1,000 of the estimate average population, 14.74.



## Deaths from Puerperal causes:—

Puerperal Sepsis	...	3	Rate per 1,000 total (live and still) births	0.72
Other Puerperal causes	11	"	"	2.62
Total	...	14	"	3.34

## Death rate of infants under 1 year of age:—

All infants per 1,000 live births	...	58.84
Legitimate infants per 1,000 legitimate live births	...	57.93
Illegitimate infants per 1,000 illegitimate live births	...	79.75
Deaths from Cancer (all ages)	...	623
" " Measles (all ages)	...	1
" " Whooping cough (all ages)	...	12
" " Diarrhoea (under 2 years of age)	...	15

## Comparative Rates.

	Cornwall.	England & Wales.
Live births, rate per 1,000 total population	12.67	15.0
Stillbirths, rate per 1,000 total population	0.58	0.59
Total deaths under 1 year, rate per 1,000 live births	58.84	50.0
Diarrhoea, under 2 years, rate per 1,000 live births	3.84	4.6
Deaths from all causes, per 1,000 of the population	14.74	12.1
" Enteric Fever per 1,000 of the population	0.00	0.00
" Measles	0.003	0.01
" Scarlet Fever	0.00	0.01
" Whooping Cough	0.038	0.03
" Diphtheria	0.048	0.05
" Influenza	0.43	0.21
Maternal Mortality		
rate per 1,000		
total births.		
Puerperal sepsis	0.72	0.74
Other puerperal causes	2.62	2.08
Total	3.34	2.82

## Birth Rate.

The birth rate in Cornwall for 1939 was 12.67, the lowest on record. This rate should be compared with the year 1892, which was 27.3. For England and Wales the rate for the period 1871—1880 was 35.4.

## Infant Mortality.

The infant mortality rate was 58.84 per 1,000 live births as compared with 50.0 for England and Wales. Of the 230 infant deaths, 146 were due to congenital debility, premature birth, malformations, etc.

## Infant mortality rates:—

	Cornwall.	England & Wales.
1898	156	160
1900	126	154
1910	85	105
1911	129	130
1920	59	80
1930	51	60
1931	54	66
1932	54	65
1933	52	64

				Cornwall.	England & Wales.
1934	...	...	...	57	59
1935	...	...	...	46	57
1936	...	...	...	51	59
1937	...	...	...	49	58
1938	...	...	...	50	53
1939	...	...	...	59	50

#### Death Rate.

The death rate for Cornwall (14.74) is higher than that for England and Wales (12.1) as Cornwall contains a higher percentage of old people, owing to the low birth rate and to the migration of young adults.

Chief causes of death at all ages:—

Diseases of Heart and Blood Vessels	...	1,366
Cancer	...	623
Respiratory disease	...	297
Old Age	...	278
Suicide and deaths from violence	...	198
Tuberculosis	...	180
Congenital Debility	...	146
Influenza	...	136

#### GENERAL PROVISION OF HEALTH SERVICES FOR THE AREA.

##### Laboratory Facilities.

The Redruth Clinical Laboratory under the charge of Dr. C. Rivers.

The Royal Cornwall Infirmary, Truro, Pathological Department, under the charge of Dr. F. D. M. Hocking.

The Prince of Wales's Hospital, Plymouth, Pathological Department, under the charge of Dr. E. Wordley.

The Laboratory of the Public Analyst (Dr. H. E. Cox), 11, Billiter Square, London, E.C.3. Specimens of water and food, etc., are sent to this Laboratory by the County Council.

District Councils make their own arrangements with various Laboratories.

##### Ambulance Facilities.

Motor ambulances are provided and maintained by voluntary organisations, and there is a Joint Committee of representative members of the British Red Cross Society and The Order of St. John, the Cornwall Voluntary Aid Organisation.

The following are the motor ambulances connected with this organisation:—

Station.	Garage.	Officer-in-Charge.
St Austell	South Street. Tel. 202.	Comdt. G. H. Grenfell, B.R.C.S. Det. No. 9, Calartha. Tel. 72.
Bodmin	Head Quarters S.J.A.B.	Supt. W. W. Hearn, S.J.A.B., 14, Clifden Tce.



Camborne	College Street.	Supt. W. E. Butler, S.J.A.B., 50, Manor Road, Tel. 2222 (Police).
Camelford	Ambulance Station. Tel. 50.	Supt. C. S. Moyse, S.J.A.B., Fore Street. Tel. 50.
Falmouth	Ambulance Hall, Quarry Hill. Tel. 83.	Supt. J. Jackman, S.J.A.B., Hazelmere, Albany Road. Tel. 583.
Hayle	Pearce's Garage. Tel. 147.	Supt. J. R. Bond, S.J.A.B., 15, Copper Tce., Hayle. Tel. 55.
Helston	Wendron Street. Tel. 58.	Supt. J. B. Gilbert, S.J.A.B., 11, Meneage St., Tel. 58.
Illogan	Headquarters, S.J.A.B., Pool, Redruth.	Supt. W. H. Kevern, S.J.A.B., 107, Agar Road, Illogan Highway, Redruth. Tel. 417.
St. Ives	Dove Street.	Supt. W. H. Care, S.J.A. Div., Gabriel Street, Tel. 81.
Launceston	Ambulance Station, Westgate Street. Tel. 32.	Supt. Richard Heard, S.J.A.B., Elmside. Tel. 32.
Liskeard	Ambulance Station, Fair Park.	Transpt. Sgt. S. C. Sanders, S.J.A.B., 13, Fore Street.
Pendeen	Ambulance Hall, Trewellard, Pendeen. Tel. St. Just 52 and 40.	Amb. Off. D. J. Briggs, S.J.A.B., Trewelland, Pendeen. Tel. St. Just 21.
Penzance	Penalverne Car Park.	Supt. T. C. Cooper, S.J.A.B., Alverton Street, Tel. 287.
Redruth	Headquarters, S.J.A. Div., Basset Street. Tel. 159.	Supt. C. C. Pellowe, S.J.A.B., Trewirgie Vean. Tel. 159.
Truro	City Road.	Supt. F. Graae, S.J.A.B., 15, Prospect Place, Tel. 2439.

In addition to the above, there are also ambulances at Bude, Newquay and Torpoint.

These ambulances are not available for ordinary infectious disease, but are used in connection with the Council's Public Health Services. Ambulances for ordinary infectious disease are provided by the District Councils in connection with the Isolation Hospitals. The County Council make a grant of £10 per ambulance to the Cornwall Voluntary Aid Organisation, to be devoted solely to expenses in connection with road accidents.



### SANITARY CIRCUMSTANCES OF THE AREA.

County Councils are not Sanitary Authorities for such purposes as water supply, sewerage, and the arrangements for dealing with infectious disease, but under the Local Government Act, 1929, County Councils may make grants to District Councils in aid of schemes for water supply and sewerage. Grants have been made by the County Council in aid of water supplies for rural areas.

**Rivers and Streams.** Action to check pollution of rivers or streams may be taken by District Councils or by the County Council.

**Schools.** The sanitary condition and water supply of the Schools is constantly receiving the attention of the Education Committee, and as opportunity offers Schools are connected with water and drainage schemes.

### HOUSING.

**Housing Act, 1936.** A grant of £1 per house for 40 years has been approved in respect of the following Districts:—

District	No. of houses.
Kerrier Rural	45
Truro Rural	14
St. Germans Rural	9
Wadebridge Rural	18
West Penwith Rural	25

### INSPECTION AND SUPERVISION OF FOOD.

**Milk (Special Designations) Orders, 1936 and 1938.** These Orders provide that no person may use a "special designation" for any milk unless there is in force a milk licence authorising the use of that designation in connection with that milk, nor may any description be used in regard to the sale of milk which is calculated falsely to suggest that the cows are free from tuberculosis or that the milk has been graded or tested by any competent person.

The County Council is responsible for the granting of licences for the production of Tuberculin Tested milk and Accredited milk.

					Tuberculin Tested. Accredited.	
No. of licences on 31st December, 1936	...	...	...	...	36	232
" " " " 1937	...	...	...	...	36	299
" " " " 1938	...	...	...	...	60	328
" " " " 1939	...	...	...	...	96	400

The following number of samples were taken during the year, with the results shown:—

				Tuberculin Tested. Accredited.	
No. of samples taken	...	...	...	460	1,569
" " satisfactory	...	...	...	353	1,080
" " unsatisfactory	...	...	...	107	489

The unsatisfactory samples were made up as follows:—

Failed Methylene Blue Reductase Test	9	56
Excessive bacillus coli content ...	57	277
Failed Methylene Blue Reductase Test and Excessive B.Coli content ...	41	156

**Milk Supplied to Schools.** The Milk in Schools Scheme continued to be popular and the numbers at the end of the year showed an increase, 17,120 elementary and 1,067 Secondary School children taking the daily ration of one-third of a pint (two-thirds in many necessitous cases selected by the School Doctors for free milk). The milk supply in the Schools is usually accredited milk or of that standard, and some is Tuberculin Tested.

#### **Meat and other Foods.**

The County of Cornwall Act 1929, S.68, when adopted by a District Council provides for the registration of manufacturers, vendors, merchants, dealers, and premises for the manufacture or storage or sale of ice-cream. The majority of the District Councils have adopted this Section of the Act.

S.69 is in operation without adoption and provides for the notification of infectious disease and for dealing with infected ice-cream. It also provides for the inspection of materials, commodities or articles of food on such premises.



## Adulteration, etc.

Samples taken during the year under the Food and Drugs (Adulteration) Act, 1928, and the Food and Drugs Act 1938 (which came into force on 1st October, 1939), were as follows:—

Name of Article	Number of Samples taken	Genuine	Adulterated	Remarks
Almond Paste ...	1	1	—	
Butter ...	54	46	8	Excess water
Butter Colouring ...	1	1	—	
Cheese & Cheese Products ...	7	5	2	Excess water
Cherry Cocktail ...	1	1	—	
Cooking Fat ...	1	1	—	
Cream ...	4	4	—	
Dripping ...	5	5	—	
Drugs ...	3	3	—	
Flour ...	2	2	—	
Food Colours ...	2	2	—	
Gingerbread ...	1	1	—	
Ground Almonds ...	4	4	—	
Halibut Oil Tablets ...	1	1	—	
Honey ...	1	1	—	
Hydrated Apples ...	1	1	—	
Ice Cream ...	11	11	—	
Jam ...	4	4	—	
Lard ...	12	12	—	
Lemon Barley Powder ...	1	1	—	
Margarine ...	3	3	—	
Milk ...	161	126	35	7 added water 28 deficient in fat.
Milk, skimmed ...	2	2	—	
Mincemeat ...	1	1	—	
Mushrooms (creamed) ...	1	1	—	
Parsley ...	1	1	—	
Pepper ...	1	1	—	
Rum ...	4	4	—	
Saffron Substitute ...	1	1	—	
Sausages ...	2	—	2	Contained Sulphur dioxide
Spirits ...	9	9	—	
Sweets ...	4	4	—	
Syrup of figs ...	1	1	—	
Tea ...	1	1	—	
Turkey and Tongue Roll ...	1	1	—	
Tomato Sauce ...	1	1	—	
Vimto (fruit tonic) ...	1	1	—	
Vinegar ...	11	11	—	
Whisky ...	5	5	—	
TOTALS ...	328	281	47	14% adulterated.

There were also 377 Gerber tests of milk.



## PREVALENCE OF, AND CONTROL OVER, INFECTIOUS AND OTHER DISEASES.

**Diphtheria.** 62 notifications were in urban districts and 24 in rural districts, a total of 86 cases. The distribution is shown in the table at the end of the Report. Last year there were 101 notifications. There were 15 deaths, a fatality of 17.4% as compared with 8.9% for the previous year. Before the introduction of anti-toxin, the fatality was 30%. It is now possible by suitable injections to render a child immune to Diphtheria, and schemes are now in operation in the majority of districts in the County.

**Scarlet Fever.** 251 cases were notified in the urban districts and 152 in the rural districts, a total of 403. There were no deaths.

**Enteric Fever.** There were 5 notifications in urban districts and 1 in rural districts, a total of 6 cases. There was 1 death, a fatality of 16.6%. Most of the cases are single cases and no evidence is found as to the cause of the infection.

**Measles and Whooping Cough** were made notifiable as from 1st October, 1939 and 41 cases of Measles and 106 cases of Whooping Cough were notified during this period. There was 1 death from Measles and 12 deaths from Whooping Cough. The provision of isolation hospital accommodation for these diseases has long been recognised as necessary.

**Cancer.** There were 345 deaths in urban districts and 278 in rural districts, a total of 623. This gives a rate of 1.99 per thousand of the population, as compared with 1.67 for England and Wales. In 1938 there were 635 deaths, and in 1937, 596 deaths.

Cornwall has a comparatively large number of persons of the Cancer age so that a higher death rate in Cornwall would be expected than in England and Wales.

## TUBERCULOSIS.

No action has been taken under the Public Health (Prevention of Tuberculosis) Regulations, 1925 (relating to persons suffering from Pulmonary Tuberculosis employed in the milk trade), or under Section 172 of the Public Health Act, 1936 (relating to the compulsory removal to hospital of persons suffering from Tuberculosis).

Much of the work is set out in tabular form, and will be found at the end of the Report. There are tuberculosis treatment centres at Penzance, Tuckingmill, Truro, St. Austell and Liskeard. There is a Sanatorium at Tehidy with 108 beds.

The Tuberculosis Officer, on receipt of a notification, informs the notifying practitioner that he proposes to follow up the notification unless the practitioner reports that there are special reasons why this should not be done.

## New Cases and Mortality during 1939.

Age Period.	New Cases.				Deaths.			
	Pulmonary		Non-Pulmonary.		Pulmonary.		Non-Pulmonary.	
	M.	F.	M.	F.	M.	F.	M.	F.
0—1 ...	—	—	1	—	1	—	1	—
1—5 ...	1	—	2	4	—	1	3	3
5—15 ...	4	3	9	10	1	2	—	2
15—25 ...	18	23	—	2	12	11	2	5
25—35 ...	16	21	8	7	14	18	3	1
35—45 ...	20	14	2	2	14	12	2	3
45—55 ...	19	5	—	1	21	6	1	1
55—65 ...	8	3	—	1	15	3	2	1
65 and upwards	6	3	1	1	7	9	2	1
Totals ...	92	72	23	28	85	62	16	17

## Notification Rates.

No. of Cases.			Cornwall.			England & Wales.		
	Pul- monary.	Others.	Pulmonary Tuberculosis.	Other Forms.	All Forms.	Pulmonary Tuberculosis.	Other Forms.	All Forms.
1913	578	195	1.75	0.59	2.34	2.65	1.14	3.79
1929	288	74	0.9	0.2	1.1	1.33	0.42	1.75
1930	263	81	0.9	0.2	1.1	1.26	0.42	1.68
1931	295	61	0.95	0.20	1.15	1.41	0.46	1.87
1932	274	66	0.88	0.21	1.09	1.16	0.38	1.54
1933	227	50	0.73	0.16	0.89	1.10	0.35	1.45
1934	208	58	0.67	0.18	0.85	1.06	0.34	1.40
1935	141	41	0.45	0.13	0.58	0.98	0.31	1.29
1936	166	33	0.53	0.11	0.64	0.96	0.30	1.26
1937	187	36	0.60	0.12	0.72	1.09	0.36	1.45
1938	189	70	0.61	0.23	0.84	1.04	0.36	1.40
1939	164	51	0.53	0.16	0.69			

## Death Rates from Tuberculosis.

No. of Deaths.			Cornwall.			England & Wales.		
	Pul- monary.	Others.	Pulmonary Tuberculosis.	Other Forms.	All Forms.	Pulmonary Tuberculosis.	Other Forms.	All Forms.
1838-42	—	—	—	—	—	3.78	0.64	4.42
1901	484	97	1.49	0.30	1.79	1.26	0.54	1.80
1929	219	66	0.7	0.2	0.9	0.74	0.19	0.93
1930	236	62	0.75	0.20	0.95	0.68	0.18	0.87
1931	203	61	0.65	0.20	0.85	0.68	0.18	0.87
1932	205	39	0.65	0.12	0.77	0.64	0.18	0.82
1933	205	46	0.65	0.15	0.8	0.64	0.16	0.80
1934	214	43	0.68	0.14	0.82	0.59	0.15	0.74
1935	154	49	0.49	0.15	0.64	0.55	0.14	0.69
1936	159	45	0.51	0.14	0.65	0.53	0.13	0.66
1937	168	28	0.55	0.09	0.64	0.52	0.13	0.65
1938	150	44	0.49	0.14	0.63	0.48	0.13	0.61
1939	147	33	0.47	0.10	0.57	0.54	0.10	0.64



The following Table shows the cases actually diagnosed as tuberculosis by the County Tuberculosis Officer:—

NEW (DEFINITE) CASES.

Year	Pulmonary					Non-Pulmonary					Pulmonary and Non-Pulmonary
	Men.	Women	Boys	Girls	Total.	Men	Women	Boys	Girls	Total	
1926	136	93	7	3	239	18	18	14	11	61	300
1927	111	89	7	8	215	9	16	16	6	47	262
1928	106	105	10	5	226	11	11	12	5	39	265
1929	110	88	3	3	204	12	17	7	6	42	246
1930	94	92	3	7	196	13	12	13	2	40	236
1931	107	95	4	5	211	9	10	4	4	27	238
1932	102	92	8	3	200	8	15	8	7	38	238
1933	103	73	—	7	183	13	7	2	2	24	207
1934	91	74	1	4	170	12	18	7	8	45	215
1935	87	51	2	—	140	8	10	4	4	26	166
1936	77	66	1	4	148	7	5	4	2	18	166
1937	79	60	6	3	148	12	4	5	1	22	170
1938	92	56	3	—	151	17	11	8	6	42	193
1939	74	64	3	3	144	10	13	8	10	41	185

The following Table shows the numbers and sexes for the year 1939:—

New Cases confirmed by County Tuberculosis Officer.									
Notifications.								Deaths.	
		Non-				Non-			
Pulmonary.		Pulmonary.		Pulmonary.		Pulmonary.		Pulmonary.	
M.	F.	M.	F.	M.	F.	M.	F.	M.	F.
92	72	23	28	77	67	18	23	85	62
164		51		144		41		147	
215				185				181	



The notifications of non-pulmonary tuberculosis were as follows:—

	1939	1938	1937	1936
Bones and joints ...	26	38	11	17
Glands ... ..	9	13	10	5
Meninges ... ..	7	7	5	2
Abdomen and peritoneum	3	5	4	5
Kidneys and Bladder ...	4	2	3	3
Others ... ..	2	5	3	1

**Artificial Light Treatment.** Three lamps are used:—

- (i) A long flame carbon arc lamp, consuming 30 amperes.
- (ii) A vacuum type Mercury Vapour lamp, consuming 4 amperes.
- (iii) A Tungsten arc lamp, using from 5 to 10 amperes.

The current is direct, and the voltage 110.

**Shelters.** The Council have 49 shelters which are sent out on loan where there are suitable sites for erection.

# VENEREAL DISEASES.

Treatment Centres: (1) Royal Cornwall Infirmary, Truro, (2) Tuckingmill, near Camborne, (3) The City Hospital, Plymouth. All Treatment Centres in the Country are open to all comers.

## Summary of Work done:—

	TREATMENT CENTRE AT PLYMOUTH. (Patients from Cornwall only).						TREATMENT CENTRE AT TUCKINGMILL.						Treatment Centre at Truro (from May)
	1920	1935	1936	1937	1938	1939	1920	1935	1936	1937	1938	1939	1939
No. of Persons dealt with at the out-patient Dept. for the first time and found to be suffering from:—													
Syphilis	55	15	7	7	5	12	54	25	41	21	31	22	22
Soft Chancre	—	1	1	1	2	2	—	2	2	3	4	2	1
Gonorrhœa	20	27	37	38	40	28	37	52	86	78	76	43	56
Conditions other than Venereal	18	24	33	24	32	26	3	35	44	47	32	39	26
Total	93	67	78	70	79	68	94	114	173	149	143	106	105
Total No. of attendances at the out-patient dept.	808	734	777	682	876	688	554	921	1524	1408	1245	851	900
Aggregate No. of in-patient days	1059	515	570	842	719	355	—	49	71	35	136	39	528
No. of doses of Arsenoben- zene Compounds given. (Out-patients and In-patients.)	305	140	166	109	99	84	302	227	518	373	338	374	194
Examination of pathological material at the Treatment Centre or sent to an ap- proved laboratory for—													
Detection of Spirochetes	1	4	6	—	16	—	1	—	—	—	—	—	4
„ Gonococci	32	90	136	155	328	232	30	78	159	147	94	74	95
Wassermann reaction	117	64	81	75	82	74	89	78	124	108	98	93	159
Kahn reaction	—	—	—	—	—	—	—	50	69	74	90	88	104

During the year 1939, a new Treatment Centre has been opened at the Royal Cornwall Infirmary, Truro, and three beds are reserved for cases requiring in-patient treatment. Arrangements are made for new cases to be seen at any time and irrigations and other treatment carried out daily.



### Summary for Cornish Patients.

	1920.	1934.	1935.	1936.	1937.	1938.	1939.
New cases ... ..	187	215	181	251	219	222	279
Total attendances at Clinics ...	1,362	2,079	1,655	2,301	2,090	2,121	2,439
Specimens examined from Clinics	270	444	364	575	559	708	923

The following shows the number of new cases at the Treatment Centres actually found to be suffering from venereal diseases:—

1920.	1928.	1929.	1930.	1931.	1932.	1933.	1934.	1935.	1936.	1937.	1938.	1939.
166	130	124	144	130	145	142	155	122	174	148	158	188

There is of course no record of the number of patients seeking treatment privately from medical practitioners, although the supply of arsenobenzol drugs to medical practitioners may be some indication of the number of patients seeking treatment for syphilis only.

### Comparative figures for England:—

	1920.	1935.	1936.	1937.	1938.
Syphilis ...	40,000	18,027	18,609	19,185	18,034
Gonorrhoea ...	38,000	38,630	42,230	43,802	41,759
Soft-Chancres	2,000	970	1,000	941	1,007
Total ...	80,000	57,627	61,839	63,928	60,800

The Pathological Department of The Royal Cornwall Infirmary, Truro, under the direction of Dr. F. D. M. Hocking, has been approved by the Minister of Health for the examination of specimens from persons suffering, or suspected to be suffering, from Venereal Disease. The necessary outfits and directions may be obtained from Dr. Hocking.

### BLIND PERSONS.

Blind children 5—16 years of age are educated at the Exeter Blind Institution. After the age of 16 years suitable blind persons are trained for various occupations at the South Devon and Cornwall Institution for the Blind, Plymouth.

After training, a blind person may become a home worker under the supervision of the Institution, or in exceptional circumstances may work in the Institution.

There are 5 Home Teachers, four sighted and one blind. These work under the County Blind Association and visit the homes of blind persons and teach Moon and Braille reading, and otherwise keep under observation all blind persons who wish to be visited. 7,771 visits were made by these Home Teachers to blind persons, and 358 lessons given. There are 62 Library members.

**Prevention of Blindness.** The Council have adopted a system of voluntary notification by medical practitioners of persons threatened with blindness.

There were 808 registered blind persons in October, 1940, 309 males and 499 females, and in addition 203 "watching" cases. 68 new cases were registered during the year 1939.

264 wireless sets are on loan to blind persons from the British Wireless Fund. 604 certificates under the Wireless Telegraphy (Blind Persons Facilities) Act 1926, are in operation at present.

## VACCINATION.

The following is a summary of returns by Vaccination Officers as to vaccination of children whose births were registered during the year ended the 31st December, 1939:—

No. of births.	Success- fully vaccin- ated.	Insus- ceptible of vacc- ination.	Statutory declarations of conscien- tious objections.	Died unvacc- inated.	Postpone- ment by Medical Certificate.	Removed to other Districts	Removed to places unknown.	Not account- ed for.
3,955	601	7	2,780	149	22	77	139	180

## MATERNITY AND CHILD WELFARE.

**Area.** The County Council is the Supervising Authority under the Midwives Acts for the whole County, but for other Maternity and Child Welfare work the 2 Boroughs of Penzance and Falmouth are separate Authorities. These Boroughs are also separate Education Authorities.

**Maternity Ward.** A maternity ward with 15 beds is maintained by the Council at the West Cornwall Miners' and Women's Hospital, Redruth, under an agreement with the governing body of that Institution. 109 cases were admitted during the year, as compared with 100 in the previous year. There were 7 Infant deaths, certified as premature, and 8 still births.

The following were the chief reasons for admission:—

Contracted Pelvis	...	...	26
Albuminuria	...	...	20
Previous History	...	...	8
Eclampsia	...	...	7
Disproportion	...	...	2

14 Caesarians were performed, i.e., 13% of total admissions, as compared with 19% for the previous year.

Of the 109 cases admitted 51 were delivered by midwives and 44 by Doctors. In the other cases confinement did not take place while in the Hospital. There were also 11 cases admitted to other hospitals in Cornwall.

The Maternity Ward was in quarantine for 3½ months owing to cases of infection. During this period 26 cases were admitted to Nursing Homes in the district.

Difficult cases from the Eastern part of the County may be admitted to the Prince of Wales's Hospital, Plymouth, The City Hospital, Plymouth, The Alexandra Homes, Devonport, and the Royal Devon and Exeter Hospital Exeter. Twenty-two cases were admitted to these Hospitals during the year.

**Maternity Cases.** In the Institutions transferred to the County Council under the Local Government Act, 1929, there are 18 maternity beds, to which 67 women were admitted during the year, 43 being delivered by midwives and 16 by Doctors, the remainder being delivered before admission.



Rosemundy Home, 19 beds, for unmarried girls, is maintained by the Cornwall Preventive and Rescue Association. The girls are usually retained for one year.

#### Midwifery.

	1914.	1938.	1939.
Number of births in the County ...	6,413	4,213	3,657
Number attended by Midwives acting as Midwives	1,690 (26.35%)	2,201 (52.24%)	1,960 (53.59%)
Number attended by Midwives acting as Maternity Nurses ...	1,089 (16.98%)	1,497 (35.53%)	1,122 (30.68%)
Total attended by Midwives in either capacity ...	2,779 (43.33%)	3,698 (87.77%)	3,082 (84.27%)

Medical help was sent for by Midwives in 61.68% of their cases as compared with 56.07% for 1938, 52.43% for 1937, 51.91% for 1936, and 48.50% for 1935.

**Maternal Mortality.** There was 1 death from Sepsis, and 9 from other causes connected with child bearing, making a total of 10 deaths. The following are the rates per 1,000 births, including still births in the last few years.

	Sepsis.	Other Causes.	Total Cornwall.	England & Wales.
1919-22 ...	0.76	3.26	4.02	—
1924 ...	0.58	2.12	2.70	3.90
1925 ...	1.82	5.05	6.87	4.08
1926 ...	0.62	2.47	3.09	4.12
1927 ...	1.27	3.17	4.44	4.11
1928 ...	1.71	3.86	5.57	4.42
1929 ...	1.94	3.24	5.18	4.33
1930 ...	0.86	3.87	4.73	4.40
1931 ...	0.85	2.78	3.63	3.94
1932 ...	0.87	2.85	3.72	4.06
1933 ...	1.81	2.72	4.53	4.23
1934 ...	1.81	4.09	5.91	4.41
1935 ...	0.68	3.88	4.57	3.93
1936 ...	1.14	2.75	3.89	3.65
1937 ...	0.48	3.12	3.60	3.11
1938 ...	1.42	3.32	4.74	2.97
1939 ...	0.72	2.62	3.34	2.82

The rates for particular years are very variable owing to the comparatively small number of births. The rate for the last five years was 4.03 and for the previous five years 4.50.

**Ante-natal Examinations.** The Council have a scheme under which a midwife may arrange with a medical practitioner for an ante-natal examination of her patients, and 1,023 such primary examinations were made during 1939. In 1938 there were 1,155 examinations, and the previous year 914. Arrangements are now made for two ante-natal and one post-natal examinations.

**Consultants.** A second opinion was obtained by medical practitioners for 38 patients under the Council's scheme.

**The Midwives Act, 1936.** This act came into operation in 1937 and arrangements have been made with the County Nursing Association for this work. Under this Act the County Council became responsible for seeing that sufficient Midwives are available for the County. With the exceptions of St. Ives, where there is a separate Nursing Association, and North Tamerton which is included in a Devon Nursing Association, the whole County is covered by Associations affiliated to the County Nursing Association.

**Work of the Health Visitors.** The following is the work of the whole-time Health Visitors and District Nurses acting as Health Visitors, for the years ended 31st March:—

	1937.	1938.	1939.	1940.
Health visits to mothers and children ...	53,746	54,031	55,381	53,890
Attendances at Clinics and Treatment Centres ...	328	391	315	315
Visits to tuberculosis patients ...	2,445	2,846	2,666	3,142
Sessions at Infant Welfare Centres ...	375	1,311	1,083	1,215
Lectures and talks to mothers ...	334	286	230	280
School inspections ...	681	639	652	642
Visits to homes of school children ...	6,427	10,234	7,466	5,995
School children followed up ...	2,767	2,817	1,358	1,040
Special visits to schools ...	1,155	1,092	1,131	1,015
Visits to boarded-out children ...	630	622	623	653

Excluding the Boroughs of Penzance and Falmouth, which have separate Maternity and Child Welfare Schemes, the County Health Visitors with the District Nurses acting for the County Council made the following visits:—

**To Expectant Mothers—**

	1936.	1937.	1938.	1939.
First Visits ...	2,840	3,072	3,285	3,132
Total visits ...	15,079	17,125	20,041	19,558

**To children under 1 year of age—**

First visits ...	3,442	3,413	3,443	3,240
Total visits ...	24,265	23,842	25,505	24,856

**To children between the ages of 1 and 5 years—**

Total visits ...	29,481	30,189	29,876	29,034
------------------	--------	--------	--------	--------

**Work of the Cornwall County Nursing Association for the Year ended 31st March, 1940.**

Number of District Nursing Associations ...	130
Nurses employed ...	169

Of these 16 are Queens Nurses.

18 are Hospital trained with District Nursing.

135 are State Registered Midwives.



## New patients attended by Nurses:—

Medical	...	...	...	...	7,957
Surgical	...	...	...	...	5,658
Midwifery and maternity cases	...	...	...	...	3,030
					<hr/> 16,645 <hr/>
Nursing visits	...	...	...	...	243,466
Casual visits	...	...	...	...	45,906
Ante-natal visits	...	...	...	...	19,558
Nights on duty	...	...	...	...	1,865
Operations attended	...	...	...	...	293

**Emergency Nurses.** Five emergency nurses are provided by the County Nursing Association for the use of the County Council when required for the nursing of cases of Puerperal Pyrexia, Puerperal Fever, and Ophthalmia Neonatorum. When not employed by the Council they are employed by the County Nursing Association and the District Nursing Associations.

**Nursing in the Home.** This is undertaken by the 131 District Nursing Associations, 130 of which are affiliated to the County Nursing Association and employ 169 nurses. North Tamerton is included in the Devon County Nursing Association

**Infant Welfare Centres.** No Centres are maintained by the Council. The following Centres are maintained by Voluntary Associations in the County Maternity and Child Welfare Area:—

Bodmin.	Padstow.
Bude.	Penryn.
Camborne.	Perranporth.
Camelford.	Redruth.
Grampound Road.	St. Agnes.
Hayle.	St. Austell.
Illogan (Pool).	St. Blazey and Par.
Launceston.	St. Day.
Liskeard.	St. Ives.
Looe.	Truro.
Mullion.	Wadebridge.
Newquay.	

Total number of children who attended at the Centres for the first time during the year:—

	1933.	1934.	1935.	1936.	1937.	1938.	1939.
Number of Centres	17	16	17	17	20	22	23
(i) Children under 1 year of age	256	298	265	321	383	541	541
(ii) Children between the ages of 1 and 5 years	148	197	190	137	205	316	320
Percentage of notified live births represented in							
(i) above	7.0	8.38	7.31	9.1	11.2	13.35	15.37

In a rural county such as Cornwall most mothers find the distances too great to attend the Centres, and the Health Visitors follow up cases to their homes.

#### Ophthalmia Neonatorum.

Notified.	Cases		Vision Unimpaired.	Vision Impaired.	Total Blindness.	Deaths
	At Home.	In Hospital.				
15	12	3	15	—	—	—

Many of the cases notified were very mild. An emergency nurse is supplied for home nursing when necessary.

**Child Life Protection.** 77 persons receiving children for reward were on the Register at the end of the year, and 143 such children were registered.

**Squint.** Arrangements are made for the examination of children under school age with Squint, and for the provision of glasses in necessitous cases. 15 children under school age were so examined during the year, and glasses provided free in 6 cases.

**Nursing Homes Registration.** There are 25 registered Nursing Homes. Exemption from registration has been granted to 15 Hospitals. No powers have been delegated.

#### ORTHOPAEDIC TREATMENT.

**Clinics.** There are 16 Orthopaedic Clinics maintained by the County Council, with Dr. W. W. Rentoul as part-time Medical Officer, as follows:—

Clinic.	Address.	Doctor's day.
St. Just	Women's Institute, St. Just.	2nd Thursday in the month at 10.30 a.m.
Penzance	St. Mary's Parish Hall, Queen Street, (off Chapel Street), Penzance.	Last Thursday in the month at 1.30 p.m.
Helston	Public Assistance Institution, Helston.	3rd Monday in the month at 10.0 a.m.
Camborne	Church Mission Hall, Camborne.	4th Wednesday in the month at 10.30 a.m.
Falmouth	Welfare Centre, Killigrew Road, Falmouth.	2nd Tuesday in the month at 2.0 p.m.
Truro	The Royal Cornwall Infirmary, Truro.	1st Monday in the month at 2.0 p.m.
St. Austell	New Health Centre, Moorland Road, St. Austell.	3rd Tuesday in the month at 10.0 a.m.



Bodmin	Centenary Assembly Rooms, Fore Street, Bodmin.	4th Friday in the month at 2.0 p.m.
Wadebridge	Congregational Church Rooms,, Molesworth Rd., Wadebridge.	3rd Friday in the month at 10.0 a.m.
Liskeard	Welfare Centre Buildings, Fair Park Road, Liskeard.	2nd Saturday in the month at 10.0 a.m.

The Clinics at Penzance and Falmouth are provided with the Penzance and Falmouth Local Education Authorities.

The Clinics are open for one session a week, the Orthopaedic Surgeon being present on one session a month.

There are in addition the following Clinics:—

Launceston.—(Maintained by the Devonian Association).  
Doctor's day: 1st Monday in the month at 2.30 p.m.

Mount Gold, Plymouth.—(Maintained by the Plymouth City Council). Doctor's days: 2nd and 4th Fridays in the month at 2.30 p.m.

#### Hospitals.

Truro.—The Royal Cornwall Infirmary, Truro.

Plymouth.—The Mount Gold Hospital, Mount Gold Road, Plymouth.

Exeter.—The Princess Elizabeth Orthopaedic Hospital, Buckerell Bore, Exeter.

Ivybridge.—The Dame Hannah Rogers' Orthopaedic Hospital, Ivybridge, Devon.

The number of Orthopaedic beds at the Royal Cornwall Infirmary, Truro, is 42.

	Truro.	Plymouth.	Exeter.	Ivybridge.
Number in Hospital 1.1.39				
Under 5 years of age ...	7	—	1	—
Over 5 years of age ...	10	1	1	1
Number admitted during the year				
Under 5 years of age ...	25	1	2	4
Over 5 years of age ...	61	1	3	4
Number discharged during the year				
Under 5 years of age ...	26	1	3	2
Over 5 years of age ..	58	2	4	2
Number in Hospital 31.12.39				
Under 5 years of age ...	6	—	—	2
Over 5 years of age ..	13	—	—	3
Average length of stay				
Under 5 years of age ...	2½ mths.	3½ mths.	2½ mths.	3½ mths.
Over 5 years of age ...	2½ mths.	2 mths.	3½ mths.	4 mths.

### REPORT OF THE SUPERVISOR OF MIDWIVES.

The number of midwives who notified their intention to practise in the County during the year 1939 was 268. Of these, 19 were to fill vacancies of midwives who ceased to practise in the County during the year; and 11 were temporary appointments for holiday and relief duty. This leaves a total of 257 midwives available for work at the end of the year, being 15 trained midwives more than in the previous year.

Domiciliary Midwives.	Midwives in Institutions.	Total.
237	20	257

Of the domiciliary midwives 178 work under the Cornwall County Nursing Association. 3 work under independent associations, and 56 are in private practice.

The midwives are of 3 classes:—

	1938.	1939.
(1) Village nurse-midwives 15 months training ...	194	211
(2) Hospital training and C.M.B. Certificate ...	30	30
(3) Queen's Nurses, Hospital, District and C.M.B. Certificate ...	17	16

Of the 19 midwives who ceased to practise in Cornwall 7 were for work in other counties, 1 was for marriage, 1 was for further training, 9 surrendered their certificates, and 1 was called up on active service.

Cases attended by midwives in different groups:—

	C.C.N.A.	Indep. Assns.	P.A.I. and Hosps.	Nursing Homes and Private Practice
As midwife ...	1,921	52	65	227
As maternity nurse	1,109	13	106	364

During the year 935 visits were made, in addition to 151 special visits of enquiry; an average of 4 visits to each practising midwife.

Notifications Received. (For all cases, domiciliary and institution).

	Cases Attended.	Stillbirths.	Deaths. Mother.	Deaths. Child.	Artificial Feeding.	Liability to be Infectious.
As midwife ...	2,265	44	1	39	100	70
As Maternity Nurse	1,592	—	9	—	—	—
Totals ...	3,857	44	10	39	100	70

Number of Times Medical Aid Sought.

For Mother—

During Ante-natal Period ...	302
At Labour ...	679
During Puerperium ...	97
For Child ...	131

1,209



**Still Births.** Of the 44 cases notified 21 were cases where a doctor had been called in during labour, 8 were B.B.A., 1 was an emergency case, and 14 were cases in which the midwife was acting alone. Of the 44 cases 24 were macerated, and 26 were premature.

**Maternal Deaths.** The case of maternal death in which the midwife was acting as midwife was one in which Medical Help was sought during the Ante-natal period, and again at Labour; the death occurred in hospital, the cause of death being certified as Shock, retained placenta and P.P.H.

There were also 9 maternal deaths in which the midwife was acting as maternity nurse; of these 2 were domiciliary cases, and the other 7 were cases in institutions.

**Liability to be a Source of Infection.** Of the 70 notifications received:—

- 48 were for rise of temperature during the puerperium.
- 16 were for infants with discharging eyes.
- 6 were for general illnesses, other than maternity.

#### **Puerperal Pyrexia.**

48 cases of Puerperal Pyrexia were notified. In 29 cases the midwife was acting as maternity nurse. In 5 cases the midwife called in Medical Help during Labour, at 8 cases during the Puerperium, and in 6 cases both at Labour and during the Puerperium.

19 cases were nursed in hospitals and Nursing Homes, and 29 were nursed at home; 45 made a good recovery and 3 died in hospital.

#### **Ophthalmia Neonatorum.**

15 cases were notified; of these 12 were treated at home, and 3 were transferred to hospital. All cases cleared up with no apparent impairment of vision; 1 died (malformed baby).

#### **Emergency Nurses.**

In addition to nursing cases of Puerperal Pyrexia, and treating cases of Ophthalmia Neonatorum the Emergency Nurses have attended 167 maternity cases.

#### **Ante-Natal Care.**

The midwives working under the Cornwall County Nursing Association have paid 19,558 visits to expectant mothers in their own homes.

**M. RIDEN,**  
Supervisor of Midwives.





TABLE I.

Estimated Population and Total Number of Births and Deaths in each District during the Year 1939.

SANITARY DISTRICT.	AREA IN ACRES.	ESTIMATED POPULATION 1939.		LIVE BIRTHS.								Stillbirths.	DEATHS.						
				Legitimate.	Illegitimate.	Total.	Rate.	Under 1 Year.			At all Ages.								
								Number.	Total.	Rate per 1,000 live births	Number.		Total.	Rate.					
		1	2	3	4	5	6	7	8	9	10		11	12	13	14	15		
URBAN.				M.	F.	M.	F.				M.	F.			M.	F.			
Bodmin -	3,311	5,480	5545	34	35	1	..	70	12.77	2	3	3	6	85.71	26	41	67	12.08	
Bude-Stratton -	4,278	4,514	4750	32	20	1	..	53	11.74	4	3	..	3	56.60	31	30	61	12.84	
Camborne—																			
Redruth -	22,411	34,780	35,030	250	240	8	14	514	14.78	24	18	10	28	54.47	256	310	566	16.16	
Falmouth -	1,893	15,000	15,320	97	89	9	10	205	13.66	7	8	4	12	58.53	120	106	226	14.75	
Fowey -	2,973	2,227	2239	5	1	..	..	6	2.69	1	..	..	..	..	19	15	34	15.18	
Helston -	3,965	4,926	4948	41	23	..	1	65	13.19	4	3	..	3	46.15	45	41	86	17.38	
Launceston -	2,182	4,271	4321	22	22	..	..	44	10.30	..	1	..	1	22.72	33	32	65	15.04	
Liskeard -	2,704	4,120	4137	15	19	..	..	34	8.25	4	..	1	1	29.41	27	43	70	16.92	
Looe -	1,649	3,067	3178	19	12	1	..	32	10.43	1	1	..	1	31.25	31	27	58	18.25	
Lostwithiel -	2,964	1,951	1963	14	12	1	..	27	13.84	2	2	2	4	148.14	8	20	28	14.26	
Newquay -	5,290	7,840	8233	45	33	..	2	80	10.2	3	2	3	5	62.50	41	68	109	13.24	
Padstow -	3,343	2,335	2369	15	13	1	..	29	12.42	1	..	1	1	34.48	17	20	37	15.62	
Penryn -	721	3,825	3811	32	29	1	2	64	16.73	1	3	3	6	93.75	22	28	50	13.12	
Penzance -	3,124	19,340	19,290	110	106	8	2	226	11.68	20	9	5	14	61.94	148	152	300	15.55	
St. Austell -	18,288	22,360	22,580	152	164	6	3	325	14.53	11	15	6	21	64.61	172	173	345	15.28	
St. Ives -	4,339	7,890	7999	41	47	5	2	95	12.04	4	2	2	4	42.10	74	63	137	17.12	
St. Just -	7,634	4,128	4130	35	24	..	1	60	14.53	5	1	2	3	50.00	33	34	67	16.22	
Saltash -	5,335	6,830	6867	40	53	3	1	97	14.2	8	5	2	7	72.16	42	38	80	11.65	
Torpoint -	975	3,776	3810	27	26	..	3	56	14.83	..	1	..	1	17.85	25	25	50	13.12	
Truro City -	2,476	12,640	12,680	87	8	9	..	104	8.23	4	2	2	4	38.46	68	84	152	11.99	
TOTALS -	99,855	171,300	173,200	1115	976	54	41	2,186	12.76	106	79	46	125	57.18	1,238	1,350	2,588	14.94	
RURAL.																			
Camelford -	52,544	6,999	7139	37	27	1	2	67	9.57	5	2	1	3	44.77	43	46	89	12.47	
Kerrier -	90,898	18,460	18,810	110	107	3	5	225	12.18	5	9	6	15	66.66	119	156	275	14.62	
Launceston -	73,081	6,288	6327	35	29	1	1	66	10.49	3	1	1	2	30.30	45	40	85	13.43	
Liskeard -	104,851	13,190	13,270	66	74	2	2	144	10.92	9	9	6	15	104.16	102	101	203	15.30	
St. Austell -	82,030	19,160	19,410	120	130	5	5	260	13.57	14	8	5	13	50.00	151	121	272	14.01	
St. Germans -	48,400	15,380	15,230	74	83	2	5	164	10.66	1	8	2	10	60.97	107	101	208	13.66	
Stratton -	56,301	4,650	4745	36	24	1	1	61	13.12	5	..	2	2	32.78	30	24	54	11.38	
Truro -	108,073	23,920	24,390	170	132	8	8	318	13.29	10	15	5	20	62.89	184	198	382	15.66	
Wadebridge -	88,231	12,600	12,890	99	75	4	2	180	14.28	9	6	8	14	77.77	95	97	192	14.89	
West Penwith -	59,771	16,570	16,800	113	114	5	6	238	14.36	13	5	6	11	46.21	113	141	254	15.12	
TOTALS -	764,271	137,217	139,011	860	795	31	37	1,723	12.56	74	63	42	105	60.94	989	1,025	2,014	14.49	
Whole County	864,126	308,517	312,211	1975	1771	85	78	3,909	12.67	180	142	88	230	58.84	2,227	2,375	4,602	14.74	
Scilly Isles -		1,583	1589	12	9	..	..	21	13.26	..	1	..	1	47.61	6	8	14	8.81	

(a) For birth-rates

(b) For death-rates

Birth and Death Rates calculated per 1,000 of the population.

THE JOURNAL OF THE AMERICAN MEDICAL ASSOCIATION  
PUBLISHED WEEKLY  
CHICAGO, ILL., U.S.A.

Date		Place		Subject		Remarks	
1917	Jan 1	Chicago	Ill.	Meeting of the Association	Annual Meeting	At the Hotel Sherman	1917
1917	Jan 2	Chicago	Ill.	Meeting of the Association	Annual Meeting	At the Hotel Sherman	1917
1917	Jan 3	Chicago	Ill.	Meeting of the Association	Annual Meeting	At the Hotel Sherman	1917
1917	Jan 4	Chicago	Ill.	Meeting of the Association	Annual Meeting	At the Hotel Sherman	1917
1917	Jan 5	Chicago	Ill.	Meeting of the Association	Annual Meeting	At the Hotel Sherman	1917
1917	Jan 6	Chicago	Ill.	Meeting of the Association	Annual Meeting	At the Hotel Sherman	1917
1917	Jan 7	Chicago	Ill.	Meeting of the Association	Annual Meeting	At the Hotel Sherman	1917
1917	Jan 8	Chicago	Ill.	Meeting of the Association	Annual Meeting	At the Hotel Sherman	1917
1917	Jan 9	Chicago	Ill.	Meeting of the Association	Annual Meeting	At the Hotel Sherman	1917
1917	Jan 10	Chicago	Ill.	Meeting of the Association	Annual Meeting	At the Hotel Sherman	1917
1917	Jan 11	Chicago	Ill.	Meeting of the Association	Annual Meeting	At the Hotel Sherman	1917
1917	Jan 12	Chicago	Ill.	Meeting of the Association	Annual Meeting	At the Hotel Sherman	1917
1917	Jan 13	Chicago	Ill.	Meeting of the Association	Annual Meeting	At the Hotel Sherman	1917
1917	Jan 14	Chicago	Ill.	Meeting of the Association	Annual Meeting	At the Hotel Sherman	1917
1917	Jan 15	Chicago	Ill.	Meeting of the Association	Annual Meeting	At the Hotel Sherman	1917
1917	Jan 16	Chicago	Ill.	Meeting of the Association	Annual Meeting	At the Hotel Sherman	1917
1917	Jan 17	Chicago	Ill.	Meeting of the Association	Annual Meeting	At the Hotel Sherman	1917
1917	Jan 18	Chicago	Ill.	Meeting of the Association	Annual Meeting	At the Hotel Sherman	1917
1917	Jan 19	Chicago	Ill.	Meeting of the Association	Annual Meeting	At the Hotel Sherman	1917
1917	Jan 20	Chicago	Ill.	Meeting of the Association	Annual Meeting	At the Hotel Sherman	1917
1917	Jan 21	Chicago	Ill.	Meeting of the Association	Annual Meeting	At the Hotel Sherman	1917
1917	Jan 22	Chicago	Ill.	Meeting of the Association	Annual Meeting	At the Hotel Sherman	1917
1917	Jan 23	Chicago	Ill.	Meeting of the Association	Annual Meeting	At the Hotel Sherman	1917
1917	Jan 24	Chicago	Ill.	Meeting of the Association	Annual Meeting	At the Hotel Sherman	1917
1917	Jan 25	Chicago	Ill.	Meeting of the Association	Annual Meeting	At the Hotel Sherman	1917
1917	Jan 26	Chicago	Ill.	Meeting of the Association	Annual Meeting	At the Hotel Sherman	1917
1917	Jan 27	Chicago	Ill.	Meeting of the Association	Annual Meeting	At the Hotel Sherman	1917
1917	Jan 28	Chicago	Ill.	Meeting of the Association	Annual Meeting	At the Hotel Sherman	1917
1917	Jan 29	Chicago	Ill.	Meeting of the Association	Annual Meeting	At the Hotel Sherman	1917
1917	Jan 30	Chicago	Ill.	Meeting of the Association	Annual Meeting	At the Hotel Sherman	1917
1917	Jan 31	Chicago	Ill.	Meeting of the Association	Annual Meeting	At the Hotel Sherman	1917

THE JOURNAL OF THE AMERICAN MEDICAL ASSOCIATION  
PUBLISHED WEEKLY  
CHICAGO, ILL., U.S.A.



TABLE II.

Infectious Diseases notified in each district during the Year 1939.

SANITARY DISTRICT	Smallpox	Diphtheria	Enteric Fever	Scarlet Fever	Erysipelas	Puerperal Pyrexia	Ophthalmia Neonatorum	Pulmonary Tuberculosis	Other forms of Tuberculosis	Encephalitis Lethargica	Acute Poliomyelitis	Relapsing Fever	Cerebro-Spinal Fever	Pneumonia	Dysentery	Measles*	Whooping Cough*	Totals
URBAN																		
Bodmin	..	1	3	2	..	..	1	5	1	..	..	..	..	1	7	2	2	25
Bude-Stratton	..	..	..	1	..	..	..	2	2	..	..	..	..	..	..	..	..	5
Camborne-Redruth	..	3	..	14	17	12	2	22	10	1	..	..	1	49	..	1	..	132
Falmouth	..	6	1	70	8	2	1	11	4	..	..	..	..	13	1	4	..	121
Fowey	..	..	..	1	..	1	..	1	..	..	..	..	..	..	..	8	..	11
Helston	..	..	..	1	..	..	..	..	..	..	..	..	..	..	..	..	..	1
Launceston	..	..	..	5	2	..	..	2	1	..	..	..	..	13	..	1	1	25
Liskeard	..	..	..	3	..	2	1	1	..	..	..	..	..	1	..	..	..	8
Looe	..	..	1	1	..	..	..	..	..	..	..	1	..	3	..	..	..	6
Lostwithiel	..	..	..	13	..	1	..	1	..	..	..	..	..	7	..	..	9	31
Newquay	..	..	..	1	..	..	..	8	3	..	..	..	..	..	..	4	1	17
Padstow	..	..	..	4	..	..	..	..	..	..	..	..	..	..	..	..	..	4
Penryn	..	..	..	25	..	1	..	5	2	..	..	..	..	2	..	..	1	36
Penzance	..	18	..	16	1	3	..	8	3	..	1	..	..	2	..	..	..	52
St. Austell	..	16	..	45	4	9	2	12	1	..	..	..	..	5	..	4	26	124
St. Ives	..	..	..	..	..	3	..	6	2	..	1	..	..	1	..	..	..	13
St. Just	..	..	..	5	2	1	..	1	1	..	..	..	..	7	..	2	26	45
Saltash	..	4	..	27	2	..	..	9	2	..	1	..	..	22	..	..	..	67
Torpoint	..	1	..	11	5	1	..	4	..	..	..	..	..	11	..	1	2	36
Truro City	..	13	..	6	1	2	..	11	..	..	..	..	1	13	..	..	7	54
TOTALS	..	62	5	251	42	38	7	109	32	1	3	1	2	150	8	27	75	813
RURAL																		
Camelford	..	1	..	11	1	..	1	3	1	..	..	..	..	4	..	3	9	34
Kerrier	..	6	..	20	2	..	..	..	1	..	1	..	..	1	1	..	..	32
Launceston	..	..	..	7	1	2	..	6	..	..	1	..	..	14	..	2	..	33
Liskeard	..	1	..	27	..	2	..	5	2	..	..	..	..	12	..	..	7	56
St. Austell	..	6	..	32	3	1	1	17	3	..	..	..	..	6	..	1	..	70
St. Germans	..	5	..	22	4	4	3	6	3	..	..	..	..	16	..	5	..	68
Stratton	..	1	..	3	..	..	..	2	1	..	..	..	..	..	..	..	..	7
Truro	..	1	1	10	11	..	1	15	5	..	..	..	..	35	..	..	15	94
Wadebridge	..	2	..	14	..	..	..	6	2	..	1	..	..	6	..	..	..	31
West Penwith	..	1	..	6	2	..	5	6	4	..	1	..	..	13	..	3	..	41
TOTALS	..	24	1	152	24	9	11	66	22	..	4	..	..	107	1	14	31	466
Whole County	..	86	6	403	66	47	18	175	54	1	7	1	2	257	9	41	106	1,279

\* Measles and Whooping Cough notifiable from 1st. October, 1939.





TABLE III. TUBERCULOSIS.  
RETURN SHOWING WORK OF DISPENSARIES.

		1936.	1937.	1938.	1939.
NEW CASES examined during the year (excluding contacts) ...	Definitely tuberculous ...	166	169	192	180
	Diagnosis not completed ...	52	61	71	61
	Non-tuberculous ...	332	369	380	378
CONTACTS examined during the year ...	Definitely tuberculous ...	—	1	1	5
	Diagnosis not completed ...	2	2	4	3
	Non-tuberculous ...	164	242	217	233
CASES written off Dispensary Register ...	Recovered ...	52	58	35	35
	Non-tuberculous ...	571	659	648	679
NUMBER OF CASES on Dispensary Register on 31st December	Definitely tuberculous ...	816	801	844	901
	Diagnosis not completed ...	60	71	83	76
Number of attendances at the Dispensaries (including contacts) ...		1,672	1,930	1,875	2,108
Number of consultations with medical practitioners	Personal ...	194	225	191	170
	Other ...	659	720	734	658
Number of visits by nurses or health visitors to homes for dispensary purposes ...		2,764	2,943	2,762	3,236
Cases written off during the year as dead (all causes) ...		112	130	128	107
Cases transferred to other areas, "lost sight of," etc. ...		59	49	84	47
Cases transferred from other areas, returned after discharge, etc. ...		49	48	85	58
Number of insured persons under domiciliary treatment on the 31st December ...		178	184	168	185
Number of visits by Tuberculosis Officers to homes (including personal consultations) ...		863	902	825	842
Number of specimens of sputum, etc., examined ...		509	440	403	360
Number of X-ray examinations made in connection with Dispensary work ...		226	277	353	382
Number of "T.B. plus" cases on Dispensary Register on 31st December ...		420	414	418	422
Number of cases passing through the Dispensary Register in 1939 ...					1,845






TABLE IV. ORTHOPAEDIC TREATMENT.  
 (a) ATTENDANCES AT CLINICS AND NUMBERS ON REGISTERS, 1939 \*  
 (Including the Boroughs of Penzance and Falmouth).

Clinic.	Attendances on Surgeon's Days.								Total Attendances on all Days.					Number of Cases on Register. on 31.12.39.				
	New Cases.				Total Attendances.				Under School age.	School age.	Tuber- culosis. (all ages)	Adults.	Total.	Under School age.	School age.	Tuber- culosis (all ages)	Adults.	Total.
	Under School age.	School age.	Tuber- culosis. (all ages)	Total.	Under School age.	School age.	Tuber- culosis. (all ages)	Total.										
St. Just ...	2	5	1	8	25	276	44	345	32	1,324	89	—	1,445	3	37	5	—	45
Penzance (County cases)	22	21	—	43	233	317	75	625	367	1,226	169	381	2,143	43	109	14	65	231
(Borough Cases)	—	14	—	14	—	260	—	260	—	—	—	—	—	—	—	—	—	—
Helston ...	8	9	1	18	78	228	65	371	169	765	162	131	1,227	13	43	9	38	103
Camborne ...	14	22	2	38	115	546	91	752	206	1,930	372	365	2,873	28	109	26	45	208
Falmouth (County cases)	12	3	—	15	75	189	23	287	197	877	53	233	1,360	25	57	7	36	125
(Borough Cases)	—	12	—	12	—	177	—	177	—	—	—	—	—	—	—	—	—	—
Truro ...	35	33	1	69	308	734	74	1,116	678	2,875	278	683	4,513	63	149	24	75	311
St. Austell ...	27	55	2	84	215	1,004	69	1,288	456	4,324	266	308	5,354	49	217	20	72	358
Bodmin ...	6	16	—	22	45	341	27	413	125	1,240	42	85	1,492	14	84	5	17	120
Wadebridge ...	26	20	1	47	128	471	17	616	300	1,697	87	287	2,371	47	82	4	39	172
Liskeard ...	15	20	1	36	135	569	28	732	293	2,557	45	338	3,233	36	121	9	59	225
Totals of County Council Clinics ...	167	230	9	406	1,357	5,112	513	6,982	2,823	18,815	1,562	2,811	26,011	321	1,008	123	446	1,898
Launceston ...	7	5	1	13	31	78	6	115	45	194	6	—	245	10	53	6	47	116
Mount Gold ...	—	5	—	5	8	78	—	86	15	109	—	—	124	1	5	—	—	6
Totals of Cornish Cases	174	240	10	424	1,396	5,268	519	7,183	2,883	19,118	1,568	2,811	26,380	332	1,066	129	493	2,020





TABLE IV (Continued).

(b) PARTICULARS RELATING TO THE WORK AT THE ORTHOPAEDIC CLINICS IN THE COUNTY.  
(Excluding the Boroughs of Penzance and Falmouth).

		Year 1930.	Year 1931.	Year 1932.	Year 1933.	Year 1934.	Year 1935.	Year 1936.	Year 1937.	Year 1938.	Year 1939.	Totals.
Number of new cases seen at Clinics	Under School age ...	23	36	68	112	86	78	97	126	118	174	918
	School age ...	66	73	134	214	203	196	336	262	240	223	1,947
	Orthopaedic T.B. ...	—	—	—	—	—	—	—	2	18	10	30
	Total ...	89	109	202	326	289	274	433	390	376	407	2,895
Number of attend- ances of old cases on Doctor's days	Under School age ...	1	50	148	324	420	527	635	777	945	1,222	5,049
	School age ...	23	134	368	847	1,494	1,843	2,887	3,911	4,371	4,665	20,543
	Orthopaedic T.B. ...	—	—	—	—	—	—	—	146	300	509	955
	Total ...	24	184	516	1,171	1,914	2,370	3,522	4,834	5,616	6,396	26,547
Total attendances on Doctor's days	Under School age ...	24	86	216	436	506	605	732	903	1,063	1,396	5,967
	School age ...	89	207	502	1,061	1,697	2,039	3,223	4,173	4,611	4,888	22,490
	Orthopaedic T.B. ...	—	—	—	—	—	—	—	148	318	519	985
	Total ...	113	293	718	1,497	2,203	2,644	3,955	5,224	5,992	6,803	29,442
Number recommended for admission as In- Patients	Under School age ...	14	17	23	42	35	31	24	26	25	33	270
	School age ...	32	48	38	41	72	60	48	45	51	43	478
	Orthopaedic T.B. ...	—	—	—	—	—	—	—	12	16	23	51
	Total ...	46	65	61	83	107	91	72	83	92	99	799
Number admitted as In-Patients	Under School age ...	7	12	16	29	24	21	20	14	17	32	192
	School age ...	22	45	34	44	50	54	48	38	48	61	444
	Orthopaedic T.B. ...	—	—	—	—	—	—	—	3	9	19	31
	Total ...	29	57	50	73	74	75	68	55	74	112	667

THE UNIVERSITY OF CHICAGO  
LIBRARY

100 EAST 57TH STREET  
CHICAGO, ILL. 60637

Acquired from the  
Library of the  
University of Chicago

1968

100 EAST 57TH STREET  
CHICAGO, ILL. 60637

1968

100 EAST 57TH STREET  
CHICAGO, ILL. 60637

1968

100 EAST 57TH STREET  
CHICAGO, ILL. 60637

1968

100 EAST 57TH STREET  
CHICAGO, ILL. 60637

1968



