

[Report 1954] / Medical Officer of Health, Consett U.D.C.

Contributors

Consett (England). Urban District Council.

Publication/Creation

1954

Persistent URL

<https://wellcomecollection.org/works/buyt4n9a>

License and attribution

You have permission to make copies of this work under a Creative Commons, Attribution license.

This licence permits unrestricted use, distribution, and reproduction in any medium, provided the original author and source are credited. See the Legal Code for further information.

Image source should be attributed as specified in the full catalogue record. If no source is given the image should be attributed to Wellcome Collection.



Wellcome Collection
183 Euston Road
London NW1 2BE UK
T +44 (0)20 7611 8722
E library@wellcomecollection.org
<https://wellcomecollection.org>

Library

CONSETT URBAN DISTRICT COUNCIL

ANNUAL REPORT

of the


MEDICAL OFFICER OF HEALTH

FOR THE YEAR

1954

S. LUDKIN, M.B., B.S., D.P.H.





CONSETT URBAN DISTRICT COUNCIL

INDEX OF CONTENTS

ANNUAL REPORT

of the

MEDICAL OFFICER OF HEALTH

FOR THE YEAR

1954

S. LUDKIN, M.B., B.S., D.P.H.

INDEX OF CONTENTS

	PAGE
I. Environmental Circumstances and General Statistics	4
II. Health Services in the Area	11
III. Sanitary Circumstances of the Area	20
IV. Inspection and Supervision of Food	26
V. Prevalence of and Control over Infectious and Other Diseases	31
VI. Relevant New Legislation	42
VII. Annual Report of Rainfall, etc.	45
Appendices :—	
A. Trend of Vital Statistics since 1937	46
B. Analysis of notified and confirmed cases of Notifiable Diseases	47
C. Details of Sewage Disposal Works in the Urban Area	48
D. & Statistics in relation to Prevention of Damage by Pests	
E. Act.	49-50
F. Statistics in relation to Factory Inspections	50
G. Details of Food Catering, Manufacturing and Retail Premises	51
H. Meat Inspection—Carcases Inspected and Condemned	52

*Health Department,
Council Offices,
Medomsley Road,
Consett,
Co. Durham.*

**TO THE CHAIRMAN AND MEMBERS OF
THE CONSETT URBAN DISTRICT COUNCIL**

MR. CHAIRMAN, LADIES AND GENTLEMEN,

I have pleasure in presenting my Annual Report on the health, vital statistics and sanitary circumstances of your area for the year 1954.

During the year there was a small increase in the death, still birth and infant mortality rates with a reduction in the birth rate but in no case was it sufficient to cause great anxiety. There were no major outbreaks, no confirmed cases of Diphtheria and no deaths from infectious diseases—not the type of news which reaches the headlines, but nevertheless very good news—and I am pleased to report that the existing health services in the area have been well maintained. Special attention was given to a detailed survey of the incidence and circumstances of Poliomyelitis cases ; to the assessment of numbers of substandard properties ; and the re-opening and licensing of a limited number of private slaughterhouses when meat rationing ended and the Ministry of Food Slaughterhouse closed in June.

The liaison both with the General Medical Practitioners and the Hospital Authorities has continued and for the sake of completeness, I have included some details of these services.

Finally, I wish to thank the Members of the Council for their encouragement and support and the Staff of the Department for their assistance and enthusiasm, particularly during the busy periods.

I am, Ladies and Gentlemen,
Yours faithfully,

STANLEY LUDKIN,
Medical Officer of Health.

1. ENVIRONMENTAL CIRCUMSTANCES AND GENERAL STATISTICS.

Area (Acres)	10,042
Population (Estimated)	38,830
(i) Estimated number of children :—	
Under 5 years	3,128
5-14 years	6,222
Marriages in the Area during 1954	310
Number of Inhabited houses	11,545
(i) Number of Aged Miners' Homes	56
(ii) Number of Council Aged Persons' Homes	215
(iii) Number of Council houses	2,901
(iv) Number of Houses and Shops combined	208
(v) Number of Lock-up Shops	218
(vi) Number of Occupied Houses under Closing or Demolition Orders	1
(vii) Estimated number of Houses unfit for human habitation	289
Rateable Value (1953-54)	
(i) Estimated	£191,158
(ii) Net Product of Penny Rate (1953-54) (Estimated)	£716

APPROXIMATE NUMBER OF EMPLOYED PERSONS

	Males	Females	Totals
(i) Metal Manufacture, etc.	5,037	335	5,372
(ii) Mining	4,058	69	4,127
(iii) Building, Brick Manufacture	1,453	79	1,532
(iv) Professional Services (Medicine, Education)	292	1,053*	1,345
(v) Distribution	320	487	807
(vi) Transport (Road, Rail, Haulage)	562	161	723
(vii) Chemicals, Bye-products, Coke, Tar	360	—	360
(viii) Vehicle building and Maintenance	242	25	267
(ix) Catering, Baking, etc.	69	75	144
(x) Local Government	261	80	341
(xi) Textile	7	156	163
	<u>12,661</u>	<u>2,520</u>	<u>15,181</u>

* Includes hospital domestic staff

UNEMPLOYED AND DISABLED

	Males	Females	Totals
(i) Employable Persons out of work at the end of 1954	100	70	170
(ii) Persons registered as Disabled	701	50	751
(iii) Percentage of Registered Disabled who were on the Tuberculosis Register at the 31.12.54005	.20	.205
(iv) Disabled persons trained	3	—	3
(v) No. of persons who have had special rehabilitation during 1954	9	—	9
(vi) No. of T.B. persons who have had special rehabilitation during 1954	—	—	—
(vii) Tuberculosis persons trained during 1954	—	—	—
(viii) No. of Registered Blind Persons	—	—	64


COMPARATIVE RATES

	England and Wales.	Durham County	160 Smaller Towns.	Consett
No. of live births per 1,000 population	15.2	17.3	15.4	15.1
No. of still births per 1,000 population	0.36	0.39	0.35	0.38
No. of maternal deaths per 1,000 live and still births	0.69	0.83	—	—
No. of infant deaths per 1,000 live births	25.3*	29.00	23.7	32.3
No. of deaths per 1,000 popu- lation	11.3	11.3	11.2	12.2
No. of Tuberculosis deaths per 1,000 population	0.17	0.19	0.17	0.25
No. of Pulmonary Tubercul- osis deaths per 1,000 pop- ulation	0.16	0.18	—	0.20
No. of Non-Pulmonary Tub- erculosis deaths per 1,000 population	0.01	0.01	—	0.05

The standardised birth and death rates for the area, i.e. rates calculated in such a way that allowances are made for the age and sex composition of the population were 14.9 and 14.2 respectively.

* Related Live Births.

**BIRTH AND DEATH RATES PER 1,000 POPULATION SINCE THE CONSTITUTION
OF THE PRESENT URBAN AREA**



DETAILED VITAL STATISTICS

(See Appendix A)

BIRTHS

(a)	Live Births		Males.		Females.		Totals.
	Legitimate	282		289		571
	Illegitimate	6		10		16
	Totals	<u>288</u>		<u>299</u>		<u>587</u>
(b)	Still Births						
	Legitimate	6		9		15
	Illegitimate	—		—		—
	Totals	<u>6</u>		<u>9</u>		<u>15</u>

	1947	1948	1949	1950	1951	1952	1953	1954
No. of Still Births per 1,000 population	0.54	0.43	0.66	0.46	0.38	0.33	0.30	0.38
No. of Live and Still Births per 1,000 population	21.5	19.4	18.3	17.9	17.2	16.9	17.0	15.5
No. of Still Births per 1,000 Live and Still Births	25.0	22.8	35.4	25.6	22.2	19.7	18.1	24.9

During the year there were 15 still births as compared with 12 last year.

DEATHS

	Males.	Females.	Totals.
Deaths during year	263	214	477
Deaths from Puerperal Causes	—	—	—

(a) Infant Deaths

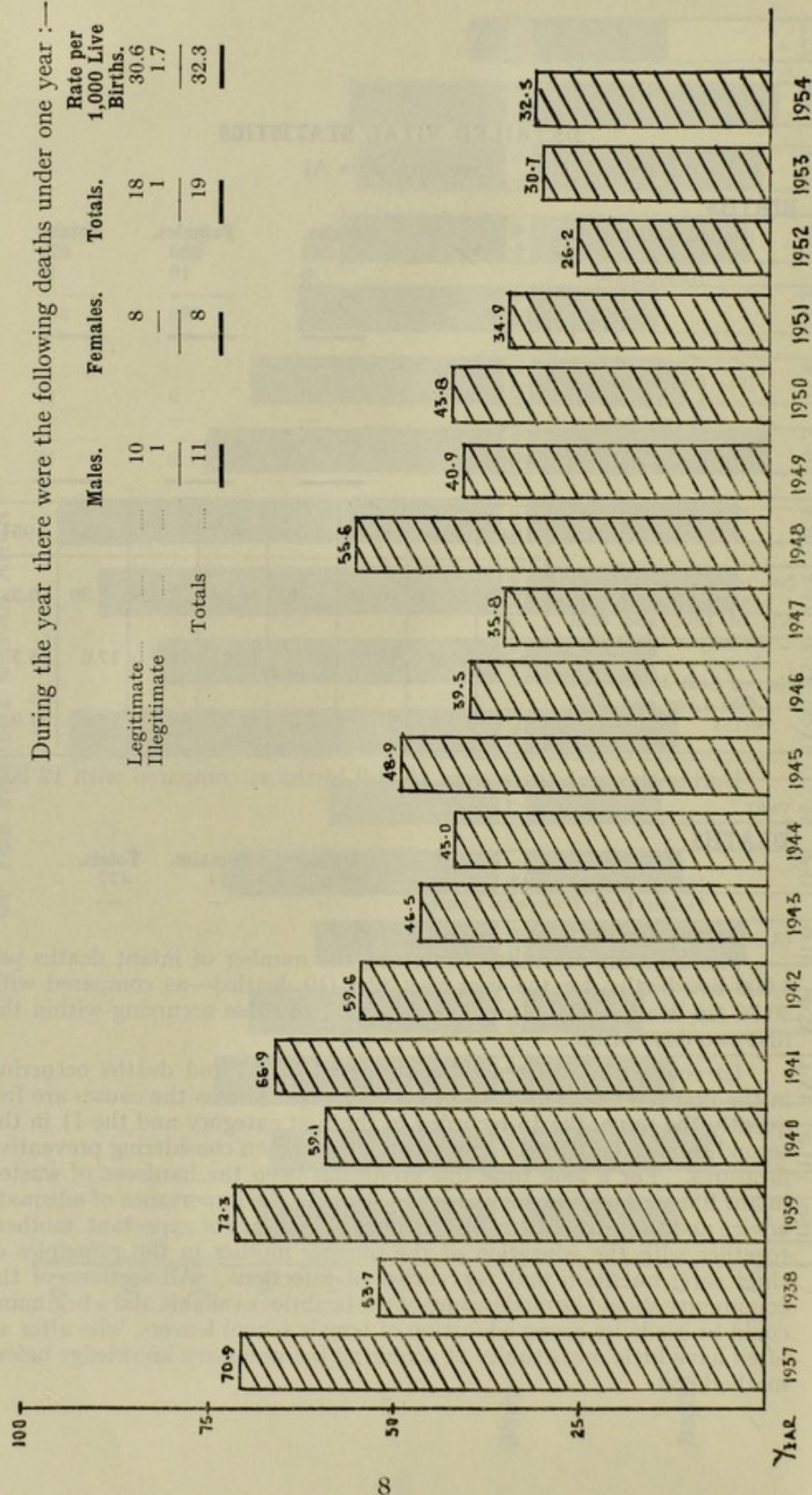
The Infantile Mortality Rate, i.e., the number of infant deaths per 1,000 live births, for the year was 32.3 (19 deaths)—as compared with 30.76 (20 deaths) in the previous year—11 of these occurring within the first two days of life.

Of course the difference between still births and deaths occurring in the first few weeks of life is often very slight and as the causes are frequently the same, the 15 recorded in the first category and the 11 in the second should therefore be grouped together when considering preventive measures. For a long time this group has been the hardcore of wasted infant life, and one cannot stress too strongly the importance of adequate advice and the adequate medical attention and care of expectant mothers together with the education of the nursing mother in the principles of child care, nutrition and prevention of infections. All sections of the community should be made aware of the facilities available and a beginning could be made by group education of female school leavers, who after all often have little opportunity of acquiring the necessary knowledge before motherhood.

INFANT DEATHS PER 1,000 LIVE BIRTHS SINCE 1937

During the year there were the following deaths under one year :—

	Males.	Females.	Totals.	Rate per 1,000 Live Births.
Legitimate.....	10	8	18	30.6
Illegitimate.....	1	—	1	1.7
Totals.....	11	8	19	32.3



(b) Deaths (General)	Male.	Female.	Total.
ALL CAUSES	263	214	477
1. Cardio vascular :—			
(a) Vascular lesions of nervous system	33	43	76
(b) Coronary disease, angina	45	25	70
(c) Hypertension with heart disease	2	8	10
(d) Other heart diseases	35	40	75
(e) Other circulatory diseases	9	8	17
Totals	124	124	248
2. Chest Diseases :—			
(a) Pneumonia	10	9	19
(b) Bronchitis	17	3	20
(c) Other diseases of respiratory system	7	2	9
Totals	34	14	48
3. Cancer :—			
(a) Malignant Neoplasm, stomach	9	4	13
(b) Malignant Neoplasm, lung, bronchus	7	1	8
(c) Malignant Neoplasm, breast	—	6	6
(d) Malignant Neoplasm, uterus	—	5	5
(e) Other Malignant and Lymphatic Neoplasms	25	14	39
Totals	41	30	71
4. Tuberculosis—all forms	8	2	10
5. Influenza	—	3	3
6. Syphilitic diseases	—	—	—
7. Diphtheria	—	—	—
8. Meningococcal infections	1	—	1
9. Other infective and Parasitic Diseases	—	—	—
10. Leukaemia, Aleukaemia	2	—	2
11. Diabetes	1	5	6
12. Ulcer of stomach and duodenum	5	1	6
13. Gastritis, Enteritis and Diarrhoea	1	2	3
14. Nephritis and Nephrosis	7	5	12
15. Hyperplasia of prostate	4	—	4
16. Congenital Malformations	1	2	3
17. Other defined and ill-defined diseases	22	21	43
18. Motor Vehicle Accidents	3	1	4
19. All other accidents	8	3	11
20. Suicide	1	1	2
21. Homicide and Operations of War	—	—	—
22. Acute Poliomyelitis	—	—	—
23. Measles	—	—	—
24. Pregnancy, Childbirth and Abortion	—	—	—

The main causes of death were diseases of the Heart and Circulatory System, Cancer, Bronchitis and Pneumonia, in that order. The first two still remain a great challenge to medical science and preventive medicine. Heart disease, notably Coronary Thrombosis—70 deaths this year as compared with 72 last year—is assuming greater importance year by year. It will also be noted that there were 8 deaths from Carcinoma of the Lung with 13 deaths from Carcinoma of the Stomach compared with 22 last year.

Thirteen died as a result of accidents, 4 occurring at work, 4 on the roads, and 5 in the home. The ages of those killed on the roads were 85, 81, 46 and 3 years, while those who died as a result of falls or other accidents in the home were aged 64, 73, 74, 76 and 80 years.

II. HEALTH SERVICES IN THE AREA

1. Staff of Public Health Department

Medical Officer of Health and County Area Medical Officer for Cossett and Stanley Urban, and Lanchester Rural Districts :

S. LUDKIN, M.B., B.S., D.P.H.

Chief Sanitary Inspector :

H. WALTON, M.S.I.A., M.INST.R.A., Certificate of the Royal Sanitary Institute for Meat and Food Inspectors.

Additional Sanitary Inspectors :

W. TELFORD, M.S.I.A., Certificate of Royal Sanitary Institute for Meat and Food Inspectors.

T. E. HODGSON, M.S.I.A., Certificate of Royal Sanitary Institute for Meat and Food Inspectors.

R. EMERSON, M.S.I.A., Certificate of Royal Sanitary Institute for Meat and Food Inspectors.

Rodent Officer and Market Inspector :

S. ROBINSON.

Clerical Staff :

MISS P. E. BARROW, MRS. E. WINTER, MISS R. MAUDLIN.

2. Laboratory Facilities

These continue to be provided by the Public Health Laboratory Service, Newcastle, under the direction of Dr. R. Norton.

All specimens for animal inoculation are sent to the laboratory attached to the General Hospital, Newcastle.

The service of the Public Health Laboratory has continued to be used extensively by General Practitioners. It will be remembered that the large outbreak of Food Poisoning which occurred in 1953 was respons-

ible for the increased number of specimens submitted to the Laboratory in that year. This year only one major but smaller outbreak of Food Poisoning occurred.

Year	Specimens Submitted.	Positive.
1947	111	32
1948	54	18
1949	71	14
1950	99	35
1951	64	22
1952	431	83
1953	1,325	484
1954	773	175

The following table gives particulars of specimens sent in by the Health Department and the Medical Practitioners in the Area for examination during the year.

Bacteriological Examinations.

	Number of Specimens Submitted	Positive
Faeces :		
(a) Enteric Fever	412	61
(b) Dysentery		32
(c) Food Poisoning		14
(d) Other Organisms		—
Swabs (Throat Nasal and Ear) :		
(a) Diphtheria	1	—
(b) Haemolytic Streptococci	—	1
(c) Other Organisms	9	2
Sputum for Tuberculosis	335	60
Miscellaneous	16	5
Totals	773	175

22 Water and 91 Ice Cream samples were submitted for bacteriological examination.

3. Local Health Authority Services

In accordance with a scheme adopted by the County Council on 25th February, 1948 and approved by the Minister, the Administrative County is divided into twelve Areas, Lanchester Rural and Consett and Stanley Urban Districts comprising No. 3 Area. For each Area, a Health Sub-Committee has been appointed to exercise on behalf of the County Health Committee, certain limited functions relating to the services provided under the National Health Service Act, 1946.

This Sub-Committee is composed of three members from the County Council appointed by the County Health Committee, three persons appointed by the County Health Committee not being members of the County Council or District Councils, and fifteen members of the three District Councils in this Area.

All day to day administration of all these County Services is carried out at the County Headquarters, Area Medical Officers deputise for the County Medical Officer of Health at the quarterly meetings of the Area Sub-Committees.

I am indebted to the County Medical Officer of Health and his staff for the statistics relating to the personal health services.

(a) **Health Centres**

There is no immediate prospect of a Health Centre being built in the District, but six General Practitioners formed a Group Practice and established a new central premises in the town.

(b) **Clinics**

Although General Practitioners are now paid if they provide an ante-natal or post-natal service, there is in my opinion still a place for the Local Authority Clinics. When well-run, expectant mothers enjoy attending. They become members of a group sharing and discussing a common experience and in the case of the first pregnancy, are thus able to view the whole event in true perspective, teaching in mothercraft and health education being some of the facilities most appreciated. Child Welfare Clinics also have dual medical and educational functions, the emphasis at present being on (i) periodic medical supervision of all children from the age of one to five years, when special attention is given to the early detection of defects such as deafness, speech problems, spasticity, squint and dental caries ; (ii) prophylaxis against infectious diseases ; and (iii) individual and group education of parents in child care. Included in this health education programme is accident prevention, advice on behaviour difficulties with special consideration given to premature babies, illegitimate, deprived or neglected infants and members of problem families. These services should supplement and not replace the General Practitioners Service.

(i) *Birth Control*

Clinics for the above are held in the Maternity and Child Welfare Centre, Wetherall House, Medomsley Road, Consett, on alternate Friday mornings.

(ii) *Ante-Natal*

Clinics are held as follows :—

MATERNITY AND CHILD WELFARE CENTRE, WETHERALL HOUSE, MEDOMSLEY ROAD, CONSETT—Tuesdays weekly.

ST. ANDREW'S PRESBYTERIAN CHURCH HALL, BLACKHILL—Alternate Thursday afternoons.

(iii) *Post-Natal*

Clinics for the above are held in the Maternity and Child Welfare Centre, Wetherall House, Medomsley Road, Consett, on alternate Friday mornings.

(iv) *Child Welfare*

Clinics are held as follows :—

MATERNITY AND CHILD WELFARE CENTRE, WETHERALL HOUSE, MEDOMSLEY ROAD, CONSETT—Alternate Wednesdays, Friday afternoons weekly.

ST. ANDREW'S PRESBYTERIAN CHURCH HALL, BLACKHILL—Alternate Thursday afternoons.

(v) *Artificial Sunlight*

Clinics for the above are held in the Maternity and Child Welfare Centre, Wetherall House, Medomsley Road, Consett, on Tuesday and Friday afternoons weekly.

(vi) *Immunisation*

Immunisation has been carried out at :—

- (a) Maternity and Child Welfare Clinics throughout the Area, and
- (b) By General Practitioners by personal arrangement with parents.

(c) **Nursing in the Home and Midwifery Services**

The County Council's proposal for the provision of a Home Nursing Service in accordance with Sec. 25 of the National Health Service Act, 1943 was amended to provide for the direct administration of this Service by the County Council as from the 1st April, 1954 and employees of the County Nursing Association were transferred to the County Council's employ with effect from this date. All nursing requisites are held by the Central Store, Durham, and are sent out to the various patients when requests are received. The advisability of having local stores of equipment would appear to be worthy of consideration.

The following is a summary of the work carried out in this Area by the 6 District Nurses :—

	Cases	Visits
Medical	191	8,748
Surgical	182	7,230
Tuberculosis	8	449
Casual	—	156
Totals	381	16,583

In addition to these, 8 County Midwives live and operate in the District. The following is a summary of the work carried out by these Midwives :—

	Cases Attended
Maternity	42
Midwifery	332
Total	374

(d) **Health Visitor Service**

There are five Health Visitors in the Consett Urban District, the following domiciliary visits being made during the year :—

Maternity and Child Welfare	8,105
Tuberculosis	1,144
Mental Deficiency	300
Schools	768
General Health	44
Aged People	4

Unfortunately at present, the services of the Health Visitors are seldom used by the General Practitioners, but at the end of the year, the County Medical Officer of Health received representatives of the Consett Division of the British Medical Association, when the subject of co-operation between Health Visitors and General Practitioners was discussed and the general subject of liaison between General Practitioners, Local Authorities, and Local Health Authority personnel was also raised. The present lack of integration between the Sanitary District Health Department and Local Health Authority personnel is to be regretted.

(e) **Ambulance Service**

The Urban District is served by the County Ambulance Depot situated at Villa Real, Consett. The establishment of personnel and vehicles at this depot is as follows :—

Driver-Attendants	18
Ambulances	6

The depot comes within the area served by the Consett Ambulance Control which has a staff of four clerk-telephonists who maintain a 24-hour service.

The following table gives details of the work undertaken in the Consett area during the year 1954 :—

Journeys Undertaken	Cases carried			Mileage
	Stretcher	Sitting	Total	
3,703	2,971	13,344	16,315	113,017

It should be noted that the conveyance of cases actually resident in the Urban District is not restricted to the Consett Depot but is undertaken by the unit which is most convenient at any given time.

Requests for ambulances are made to the Consett Ambulance Control (Telephone No. Consett 411).

(f) Prevention of Illness — Care and Aftercare

As a result of proposals approved by the Ministry of Health in 1948 and modified in certain respects up to November, 1954, the Local Health Authority ceased to employ the District Care Committee as their agents and themselves discharge the functions imposed on the Authority by Section 28 of the National Health Service Act, 1946, it being considered that these functions might be exercised through the Area Health Sub-Committee.

It was also proposed to attach a Social Worker (who may serve more than one Committee) who would co-operate with hospital almoners, the officers of the Ministry of National Insurance and Ministry of Labour and National Service, officers in the Local Health Authority Service, Medical Officers of Health and other persons and organisations to assist persons who require care as a result of illness. At the moment however, those cases discharged from hospital and requiring aftercare are visited by the home nurse if necessary or supervised and advised by the Health Visitor if this should be required. Nursing requisites can be hired from the Central Depot but at the moment, consideration is being given to the advisability and usefulness of establishing a local store in this Area.

(g) Domestic Help Service

This service has been used even more extensively during the year than previously. The object of the service is to provide domestic help for households "where such help is required owing to the presence of any person who is ill, lying-in, an expectant mother, mentally defective, aged, or a child not over compulsory school age."

The service cannot provide a twenty-four hour one for bedridden invalids nor are Home Helps sick visitors; they are experienced housewives who can cook, wash and clean, and who can only stay in the house just as long as it takes them to get through the necessary work.

Charges are made, the amount depending on the income of the household, but these are extremely generous.

At the beginning of January, 1954, 214 cases in this District were being served by a Home Help. There were 43 new cases during the

year, and of the total of 257 receiving the service, 191 were old age pensioners, 55 were suffering from sickness, 1 from Tuberculosis and there were 10 maternity cases.

4. Hospital Services

The Local Hospital Services are administered by the North-West Durham Hospital Management Committee on behalf of the Newcastle Regional Hospital Board. The Secretary has kindly provided the following information on the Hospitals and Clinics serving this Area.

Maiden Law Hospital

At 31st December, 1954, the following number of beds were available :—

Ear, Nose and Throat	36
Chest Unit (Tuberculosis)	72
Total	<u>108</u>

Lee Hill Hospital

This Hospital, with a complement of 307 beds (62 of which are used as Part III accommodation for the County Council) and a Medical Out-patients' Department, deals with the Chronic Sick and includes a section for Orthopaedic Tuberculosis cases.

Bed allocation is as follows :—

Orthopaedic	28
Mental	44
Chronic Sick	173
Part III Accommodation	62
Total	<u>307</u>

Shotley Bridge General Hospital

Out-patients facilities for all the Specialities exist at this Hospital. The 557 beds are allocated as follows :—

Surgical	122
Medical	98
Gynaecological	43
Orthopaedic	27
Paediatrics	26
Thoracic Surgery	150
Radiotherapy	50
Plastic Surgery	41
Total	<u>557</u>

Richard Murray Hospital

There are 32 Obstetric beds at this Hospital.

Infectious Diseases Hospital

Patients in the Area suffering from infectious diseases were admitted to the Chester-le-Street Infectious Diseases Hospital.

Chest Clinic, Villa Real

At this pleasant, spacious well-equipped unit converted from a wing of the old Infectious Diseases Hospital the following sessions operate :—

Tuesday mornings—9.15 a.m. each week	Contacts of known cases of T.B.
Wednesday mornings—9.15 a.m. each week	—Males.
Wednesday afternoons—2 p.m. each week	Artificial Pneumo-thorax and Pneumo-peritoneum refill.
Friday mornings—9.15 a.m. each week	Females.
Friday afternoons—2 p.m. each week	Children up to 16 years of age.

Venereal Diseases

Treatment and diagnostic facilities are provided by Clinics outside the Area as follows :—

NEWCASTLE GENERAL HOSPITAL, WESTGATE ROAD, NEWCASTLE-ON-TYNE.

Males and Females :—

Monday to Friday : 9.30 a.m. to 12 noon ; 2 p.m. to 7 p.m.

Saturday : 9.30 a.m. to 1 p.m.

Sunday (Emergency only) : 10 a.m. to 12 noon.

DURHAM COUNTY HOSPITAL.

Females : Monday and Thursday : 2 p.m. to 4 p.m.

Males : Monday and Thursday : 4.30 p.m. to 5.30 p.m.

5. Executive Council Service

There are 16 general medical practitioners, 7 chemists and 7 dentists operating in the urban district.

6. Old People and their Homes

During the year, our attention was drawn to the circumstances under which 3 old people were living. Help was given, one was taken into hospital and it was not necessary to take any action under the National Assistance Act, 1948 for the compulsory removal or detention in hospital or hostel of any of these people.

In the County Council's building programme for the year 1955/56, it is proposed to build a hostel for old people in the Consett district. This will provide accommodation for 38 old people at an estimated cost of almost £39,000. Most of this accommodation will be in the form of single bedrooms, but there will be also 4 bedrooms, each to accommodate 2 persons and 2 bedrooms, each to accommodate 4 persons.

7. Health Education

Some time ago, the Council agreed to purchase monthly, enough copies of the journal "BETTER HEALTH" to supply each school in the Area, the Members of the Health Committee, the various youth and other organisations, and to provide one copy for the waiting room of each General Medical Practitioner's surgery. "BETTER HEALTH" is the official journal of the Central Council for Health Education and this magazine has proved a very popular and attractive means of promoting health education in the district. Over the year, the contents of these booklets cover the whole field of health with particular reference to child health and nutrition, family matters, services provided by the local health authority, epidemiology, environmental and food hygiene, smoke abatement and home accidents.

In addition, film shows of various infectious diseases and the method of spread of diseases together with the prevention of accidents were given at sessions throughout the two-day Annual Show.

8. Prevention of Damage by Pests

During the year 1,193 inspections were made to private dwellings, business premises, Local Authority's properties and agricultural premises. (See Appendix D).

The maintenance treatments of sewers and sewage disposal works were completed at two six-monthly intervals as required by the Ministry of Agriculture and Fisheries. During the first treatment in March, 256 manholes were pre-baited and poisoned, and 48 were found to be infested. In the September treatment, 260 manholes were treated and 45 were found to be infested. Test-baiting of 163 manholes was carried out in September and 21 were found to be infested.

Treatments to sewage disposal works and pump houses were also carried out during each maintenance treatment to the sewers, and were found to be comparatively clear of infestation. (See Appendix E.).

Seventeen food shops and food preparation rooms were treated for infestation of rats and mice and proofing carried out as required. One hundred and forty-three private dwellings were treated, and in the case of minor infestation of mice, tenants were shown how to carry out trapping and proofing to their own premises.

Close relations have been maintained with the representatives of the Northern Division of the Ministry of Agriculture and Fisheries, and valuable information has been obtained from circulars received during the year.

9. Disinfestation

Thirteen houses were treated for the eradication of bed bugs, insects, beetles, etc.

10. Pet Animals Act, 1951

During the year, two licences for the keeping of pet animals were issued and 28 routine inspections were carried out for the various enforcements.

III. SANITARY CIRCUMSTANCES OF THE AREA

1. Water

(a) Apart from seven, now relying on springs, all houses in the Urban District have a supply of mains water direct to each house (there are no stand pipes in the Area).

DETAILS OF SPRING SUPPLIES

Ward	No. of		Type of Supply				Method of Distribution				
	Houses	Occu- pants	Public	Private	Spring	Well	Carried	Gravi- tation Piped	Pumped	House Service	
										Inside	Out
Medomsley	1	3	—	1	1	—	—	1	—	1	—
Ebchester	1	5	—	1	1	—	1	—	—	—	1
Consett South	3	5	—	3	3	—	—	3	—	1	2
Leadgate	2	4	—	2	2	—	2	—	—	—	2
TOTALS	7	17	—	7	7	—	3	4	—	2	5

The public water supply, provided by the Durham County Water Board, is a pure upland surface water obtained from moorland catchment areas. Reservoirs are situated at Smiddy Shaw, Waskerley Park and Hisehope, and filtering and chlorinating is carried out at Honey Hill, Waskerley, after which water is carried considerable distances for distribution. The supply has been satisfactory both in quality and quantity.

Independent supplies to the following houses have been found to be consistently contaminated :—Rose Cottage, Allensford and Derwent Cottage, Allensford. Occupiers of these premises were warned that all water used for cooking or drinking purposes should be boiled.

One cottage which previously depended on a Spring (Salem Cottage, Knitsley) has been closed.

(b) Twenty-two samples of water were forwarded to the Bacteriologist for examination. The results, graded in accordance with the Ministry of Health Report, "The Bacteriological Examination of Water Supplies, 1949", are as follows :—

	Grade I	Grade II	Grade III	Grade IV	Total
Public Water Supply	6	—	—	—	6
Other Sources of Supply (Springs, Wells, etc.)	5	—	4	7	16
Totals	11	—	4	7	22

There is a steady residual of approximately 0.1 p.p.m. of chlorine thus ensuring a safe mains supply.

During the year the Durham County Water Board's own laboratory in Consett has been completed and is now in the charge of a Chief Chemist and Bacteriologist. The Board now analyse and test their own samples at these premises.

The Board laid 250 yards of 6 in. main, 11 yards of 4 in. main and 1,706 yards of 3 in. main to housing estates during 1954.

2. Drainage and Sewage

Sewer extensions concerned with the development of housing estates have been carried out by the Engineer during the year and negotiations are proceeding with the neighbouring local authority for the acquisition of more land to construct new sewage works at Knitsley, capable of dealing with the present drainage area and the new proposed Council housing estate and other properties situated at the east side of Delves Lane. This will then replace the existing overloaded works. In the meantime, contractors are busy constructing the new sewer, permission for which was given by the Ministry of Health and Local Government. This sewer commences near Gloucester Road and runs down the east side of Delves Lane before reaching the Knitsley Sewage Works. Relief storm water sewers have been laid at Delves Lane, Consett, and Watling Street Bungalows, Leadgate. Appendix C indicates the number and sites of existing sewage disposal works in the Area, the number of properties they drain, the population for which they were designed and the existing population. It will be noted that both Westwood and Knitsley works are being overloaded.

3. Atmospheric Pollution

The most important event of the year on this subject was the publication in December of the Final Report of the Committee on Air Pollution—the Beaver Report—but implementation of certain or all the recommendations will only come after detailed consideration has been given to this document at Parliamentary level.

The problems, domestic as well as industrial, are of course ones which cannot be solved overnight and will entail expense and involve co-operation and sympathetic understanding from all those concerned.

There have been a number of complaints throughout the Area about atmospheric pollution and it was therefore decided to estimate its extent and to do this, deposit gauges were placed at Consett Park Terrace, Moorside, Sherburn Terrace, Consett, and Blackhill Cemetery. Arrangements have also been made for sulphur dioxide recorders to be placed throughout the district during 1955.

Pollution figures, to be of any significance, must be studied over intervals longer than the 8 months during which we have made observations, and our findings are therefore not incorporated in this report.

4. Sanitary Conveniences

During the year, one conversion of an earth closet to a privy midden was carried out.

The types of closet in use in the Council's Area are as follows :—

Water-closets	12,766
Ash-closets	139
Privy Middens	40

5. Housing

(a) General

During the year, the following Council houses were erected :—

Locality.	Two Bed-roomed.	Three Bed-roomed.	Aged Persons (2 Bed-rooms).	Total
Leadgate	16	40	14	70
Moorside	12	57	12	81
Ebchester	4	7	8	19
	32	104	34	170

In addition, certificates of completion were issued in relation to 35 private houses.

Since the war a total of 1,602 houses have been completed in the district :—

	Council Houses.	Private.
1946	58	10
1947	238	16
1948	268	29
1949	195	12
1950	134	13
1951	109	12
1952	116	12
1953	146	29
1954	170	35
	<u>1,434</u>	<u>168</u>

Improvement Grants :—During the year the Council considered their future policy in relation to Improvement Grants as provided for

by Section 20 of the Housing Act, 1949, and decided to implement the provisions with certain limitations. Measures for informing the public of this decision were taken but no specific application was considered before the end of the year.

Medical Priority

The Council's practice of allocating a number of new houses and casual lettings to medical cases has continued and in view of our concern to reduce the incidence of Tuberculosis in the Area, all of this allocation was granted to overcrowded families or families living in insanitary circumstances who had, in addition, one or more members suffering from Tuberculosis. This year seven such families were re-housed.

(b) Insanitary Dwellings

Inspection of Dwelling-houses during the Year :—

(1) (a) Total number of dwelling-houses inspected for housing defects (under Public Health or Housing Acts)	678
(b) Number of inspections made for the purpose	1,592
(2) Number of dwelling-houses found to be in a state so dangerous or injurious to health as to be unfit for human habitation	294
(3) Number of dwelling-houses (exclusive of those referred to under the preceding sub-head) found not to be in all respects reasonably fit for human habitation	236

Remedy of Defects during the Year without Service of formal Notices :—

Number of defective dwelling-houses rendered fit in consequence of informal action by the Local Authority or their officers	29
---	----

Action under Statutory Powers during the Year :—

(i) Proceedings under sections 9, 10 and 16 of the Housing Act, 1936 :	
(1) Number of dwelling-houses in respect of which notices were served requiring repairs	6
(2) Number of dwelling-houses which were rendered fit after service of formal notices :—	
(a) By owners	6
(b) By Local Authority in default of owners	Nil
(ii) Proceedings under Public Health Acts :	
(1) Number of dwelling-houses in respect of which notices were served requiring defects to be remedied	2
(2) Number of dwelling-houses in which defects were remedied after service of formal notices :—	
(a) By owners	1
(b) By Local Authority in default of owners	Nil

(iii) Proceedings under sections 11 and 13 of the Housing Act, 1936 :

(1) Number of dwelling-houses in respect of which Demolition Orders were made	Nil
---	-----

(2) Number of dwelling-houses demolished in pursuance of Demolition Orders	Nil
--	-----

(iv) Proceedings under section 12 of the Housing Act, 1936 :

(1) Number of separate tenements or underground rooms in respect of which Closing Orders were made	2
--	---

(2) Number of separate tenements or underground rooms in respect of which Closing Orders were determined, the tenement or room having been rendered fit	Nil
---	-----

(v) Number of houses closed by Informal Action	1
--	---

The Consett Iron Company Limited have now completed the demolition work in respect of 91 houses in the Bottle Bank Area ; these houses were the subject of an undertaking given by this Company to the Council that when vacant they would not again be let for human habitation.

A similar agreement with the National Coal Board regarding 146 houses at Hamsterley Colliery has resulted in 35 houses becoming vacant of which 20 have been partially demolished.

(c) Overcrowding

Three cases of overcrowding were relieved during the year.

6. Factories

Two hundred and eleven visits were made to factories in which persons were employed. (See Appendix F.).

Outworkers. Only one person was notified as being an outworker.

7. General Inspections

Analysis of inspections and notices served under the Public Health and Housing Acts :—

	Inspections	No. of INFORMAL Notices served	No. of STATU- TORY Notices served	Defects remedied after Notice
Housing :				
Public Health and Housing Acts	1,592	322	8	266
Sanitary Conveniences :				
Insufficient	4	1	—	1
Defective	105	37	—	29
Water Supply and Samples	37	4	—	4
Food Premises :				
Ice Cream Vehicles	2	—	—	—
Ice Cream Samples and Retailers	91	2	—	2
Grocer/General Dealers	349	88	—	84
Confectioners	79	6	—	7
Food Manufacturing Premises (Section 14)	249	9	—	9
Bakehouses	58	5	—	4
Greenfruit	62	2	—	7
Wet and Fried Fish Shops	53	4	—	9
Catering Establishments	73	7	—	4
Ministry of Food Slaughterhouse	376	—	—	—
Private Slaughterhouses	1,039	34	—	34
Tents, Vans, Sheds	36	1	—	1
Factories and Workplaces	211	2	—	1
Keeping of Animals	18	3	—	3
Insanitary Ashpits and Receptacles	813	630	—	182
Foul Conditions	17	6	—	6
Smoke Nuisances	100	3	—	—
Prevention of Damage by Pests Act	1,196	50	—	50
Cinemas	7	1	—	1
Pet Stores	28	1	—	1
Petroleum and Carbide	136	38	—	107
Interviews	120	—	—	—
Hotels, Inns and Public Houses	69	63	—	51
Dairies and Milk Shops	20	—	—	—
Market :				
Food Stalls	168	—	—	—
Fruiterers	128	—	—	—
Miscellaneous	211	55	—	52
Infectious Diseases	98	—	—	—
Marine Stores	4	—	—	—
Rag Flock Act	4	—	—	—
Ice Cream Manufacturers	32	2	—	2
Shops Act	50	11	—	7
Number of Houses made fit	29	—	—	—
Totals	7,664	1,387	8	924

IV. INSPECTION AND SUPERVISION OF FOOD

(a) General

Nine hundred and fifty five inspections were made to premises wherein food was manufactured, prepared, sold or distributed, and on the whole conditions were found to be satisfactory. Appendix G shows the various types of food establishments visited and the circumstances found which warranted notices being served on the occupier or owner to conform to the appropriate Acts and Byelaws.

Alterations and additions have been carried out to public houses and hotels, and thanks are extended to the Superintendent of Police in this Area for his co-operation. More of these premises have installed hot water to bar sinks and redecorations to public rooms and cellars are further features of progress in food hygiene.

Hygiene in Hospital Catering Establishments

Arrangements have now been made with the Hospital Authorities for regular inspections, by your medical officer, together with the Hospital Secretary and one of the Senior Medical Staff, of all their catering establishments.

(b) Milk and Dairies Regulations, 1949

The following were on the register at the 31st December, 1954 :—

Dairies (not dairy farms)	11
Distributors	85

(c) Milk (Special Designation) (Raw Milk) Regulations, 1949

The following licences were issued during the year under review :—

Dealers' Licence to use the special designation "Tuberculin Tested" with regard to raw milk	5
Supplementary Licences (Tuberculin Tested Milk)	2

(d) Milk (Special Designation) (Pasteurised and Sterilised) Regulations, 1949

The following licences were issued during the year under review :—

Dealers' Licence to use the special designation "Pasteurised"	35
Dealers' Licence to use the special designation "Sterilised"	42
Dealers' Licence to use the special designation "Tuberculin Tested Milk (Pasteurised)"	30
Dealers' Supplementary Licence to use the special designation "Pasteurised"	1
Dealers' Supplementary Licence to use the special designation "T.T. (Pasteurised)"	1
Dealers' Supplementary Licence to use the special designation "Sterilised"	1

(e) **Food and Drugs Act, 1938**

Routine inspections (1,351) were carried out at all premises used for the manufacture, sale and storage of food.

The following premises were registered under the Act :—

Ice Cream manufacture	6
Ice Cream Sale and Storage	100
Preparation or Manufacture of Sausages, Potted or Pressed Food	36

In addition there are the following premises :—

Bakehouses	10
Restaurants, Cafes and Snack Bars	19
Shops :—	
General Dealers	87
Grocers	35
Green Fruit	17
Confectionery	27
Wet Fish Shops	8
Fried Fish and Chip Shops	18
Licensed Premises (Hotels, Public Houses, Inns)	76
Miscellaneous	2
Total	441

Appendix G gives the number of notices served and the defects remedied.

(f) **Ice Cream (Heat Treatment) Regulations, 1947 and 1948**

All premises used for the manufacture and storage of ice cream were regularly inspected and a very high standard of hygiene has been maintained. Periodic sampling provided the following satisfactory results.

Ice Cream Sample Results :—

	No. of Samples
Grade I	87
Grade II	3
Grade III	1
Grade IV	—
Total	91

(g) **Milk Sampling**

Twelve samples of milk were taken and the following results obtained :—

Type of Sample	Methylene Blue		Phosphatase		Biological		Turbidity	
	Sat.	Unsat.	Sat.	Unsat.	Sat.	Unsat.	Sat.	Unsat.
Tuberculin Tested	2	1			3			
Tuberculin Tested (Pasteurised)	1		1					
Pasteurised	2		2					
Undesignated	3	1			1			
Sterilised							1	
Accredited		1						

(h) **Meat and Other Foods**

(i) Slaughterhouses — Slaughtering Policy. On 9th February, 1953, the Minister of Food appointed a Committee, its terms of reference being "to prepare a plan recommending in what localities, subject to a policy of moderate concentration, slaughterhouses should be sited for the slaughter in England and Wales, of cattle, sheep and pigs ; to recommend an order of priority for new works and major reconstructions ; to make recommendations on the general principles of siting and the facilities which should be provided in these slaughterhouses, and to report on the changes that may be necessary in existing legislation to secure the central regulation of siting and design of slaughterhouses."

Shortly after this, the Government announcing its intention to discontinue trading in meat when rationing ended (June or July, 1954) but at the same time however reaffirmed its policy of moderate concentration of slaughterhouses. It was realised that with the end of rationing and allocation, more slaughterhouses would be required than were in use at that time, and the Minister of Food therefore requested this Interdepartmental Committee to consider the form which, with due regard to the long-term policy, interim arrangements might be taken to ensure that meat distribution would be satisfactorily carried out when free marketing was resumed.

The Interim Report of the Interdepartmental Committee was published in January, 1954, the Government on 17th February, 1954, accepted the majority of its recommendations, and promised that slaughterhouses in Ministry occupation would be made available as public slaughterhouses for such local authorities as were willing to operate them.

Since responsibility for the licensing of private slaughterhouses remains with the local authority during the interim period prior to implementation of moderate concentration, and since these local authorities were responsible for seeing that sufficient slaughtering accommodation was available for the district, after considering the capital and maintenance costs of taking over the Ministry of Food Slaughterhouse in Prospect Place, Consett, it was decided not to take over this lease, but instead to licence the minimum number of private slaughterhouses and to demand that each of these should be of a fairly high standard.

Meetings were held with Butchers in the Area, all slaughterhouses were inspected and ultimately the requisite number of premises was registered.

Thus the slaughter of animals at the Ministry of Food Slaughterhouse in Prospect Place, Consett, for Butchers in the Consett Urban and Lanchester Rural Districts ceased at the end of June, 1954. These premises, first commissioned by the Ministry of Food in 1940, had been used for the slaughter of 173,000 animals during this period. Of the 33 Butchers, 22 wished to do their own slaughtering; of the 25 slaughterhouses licensed in 1939, 3 had been utilised for other purposes, and of the remaining 21 owners, 17 had applied for renewal of their licences. After various degrees of alterations to the premises, 10 licences were issued.

Inspection of all dressed carcasses has been made but as the slaughterhouses are situated in Consett, Blackhill and Shotley Bridge, a considerable amount of time is spent travelling between them.

Condemned meats are stained in accordance with the Ministry's recommendations and are disposed of by agreement to a bye-product firm on the Tyneside, who specialise in this type of work. There has been no disruption in the service to the public.

(ii) Fatstock Guarantee Scheme. Two members of the Staff have been accepted as Ministry of Food Certifying Officers so that the implementation of the price guarantee to farmers and other producers of pigs eligible for payment may be carried out. Three slaughterhouses have been approved by the Ministry as deadweight certification centres.

Altogether 8,816 animals were slaughtered during the year.

	Animals slaughtered from Collecting Centres.	Animals slaughtered as Casualties.
Bulls	5	7
Bullocks	592	6
Cows	116	34
Heifers	968	8
Calves	198	23
Sheep	5,557	94
Pigs	1,143	65
Totals	8,579	237

In addition, 6 pigs slaughtered for private use were examined in the various parts of the district.

For details of carcasses inspected and condemned see Appendix H.

(iii) Food found to be unfit for human consumption :—

426 tins Fruit	1 bottle Sauce
294 „ Milk	20 pckts. Cheese
199 „ Meat	1 pckt. Suet
174 „ Vegetables	137 lbs. Sausage
119 „ Tomatoes	52½ „ Ham
59 „ Ham	48 „ Bacon
33 „ Soup	30 „ Prunes
14 „ Fish	22 „ Cheese
4 „ Syrup	19 „ Duck
29 jars Jam	11 „ Cake
12 „ Pickles	10 „ Mincemeat
5 „ Fruit	10 „ Black Pudding
4 „ Meat Paste	5 „ Cooked Meat
2 „ Beetroot	

(i) **Slaughter of Animals Act, 1933 and Amendment Act, 1954**

The Amendment Act which came into force on 1st October, 1954 implemented to a large extent the recommendations of the Committee of Inquiry into the Slaughter of Horses (1953), most of its provisions applying to animals slaughtered in Slaughterhouses and Knackers' Yards as well as to horses.

It deals with the licensing of the premises for the slaughter of animals and premises used for the confinement of animals awaiting slaughter, the regulations for securing humane conditions and modifying previous legislation so that regulations may be made requiring the holder of a licence to slaughter only under the supervision of a fully qualified slaughterman and prescribing qualifications for holding licences.

There were 42 licensed slaughtermen on the register at the end of the year.

(j) **Market Square**

This vacant land is in the centre of the town, part being devoted to a car park and the remainder to stalls selling foodstuffs and many other types of articles. During weekdays, fruiterers, confectionery, wet fish, grocery, and greengrocery stalls or the travelling type of shop are placed for trading purposes. In addition some forty stalls are set up each Saturday.

V. PREVALENCE OF, AND CONTROL OVER, INFECTIOUS AND OTHER DISEASES

There was a decrease in the number of confirmed cases during the year as compared with 1953 (375 as against 899).

For analysis of notified and confirmed cases of notifiable diseases see Appendix B.

The opportunity was again taken at the Consett and District Annual Exhibition and Show to draw the attention of the public to various health subjects and the part that they must play in preventing the spread of infection. On this occasion, films were shown on the following topics:- Tuberculosis, Poliomyelitis, Food Poisoning, General Infections and Methods of Spread of Diseases and Accident and Fire Prevention.

Communicable Diseases in Hospitals. Each Consultant has been designated Medical Officer for his own Department so far as the control of infection is concerned, and the Medical Advisory Committee acts as the Control of Infection Committee.

During the year all infectious diseases needing hospitalisation were admitted to Chester-le-Street Infectious Diseases Hospital.

Notifiable Diseases reported during the year 1954.

The following table gives particulars of the incidence of notifiable diseases (other than Tuberculosis) in the Area during the year :—

Diseases	Total Number of Cases Notified.	Total Number of Cases Confirmed	Cases Admitted to Hospital	Total Deaths
Scarlet Fever	15	15	1	—
Diphtheria	1	—	—	—
Whooping Cough	130	130	3	—
Measles	114	114	—	—
Pneumonia	10	10	—	—
Meningococcal Infection	1	1	1	1
Acute Poliomyelitis	5	4	2	—
Dysentery	61	64	5	—
Food Poisoning	37	32	—	—
Puerperal Pyrexia	1	1	1	—
Erysipelas	2	2	—	—
Malaria	2	2	—	—
Totals	379	375	13	1

Scarlet Fever. There was a considerable decrease in the number of cases notified, from 45 in 1953 to 15 this year. This however is no indication of the incidence of the causative organism in the community.

The infections were mild in type, only one was admitted to hospital and there were no deaths.

Measles. Again there was a reduction in the incidence of notified cases of this disease as compared with last year (332 in 1953 and 114 this year). There were no deaths.

Whooping Cough. One hundred and thirty cases were notified throughout the Area, 110 less than in the previous year. While it is believed that a number of vaccines are beneficial in preventing this disease, the results of controlled experiments are awaited before any County Council policy about general immunisation against the disease is to be decided. It is a potentially dangerous disease to which infants are particularly vulnerable and a number of General Practitioners in the Area are in my mind very wisely immunising selected children.

Diphtheria. One case was notified but this was not confirmed. While the annual incidence of cases and the number of deaths from diphtheria has diminished dramatically since the commencement of immunisation, it is important to ensure that all children continue to be adequately immunised against diphtheria, and in particular to secure immunisation of not less than 75% of babies before their first birthday. Unfortunately the percentage of those immunised under one year is regrettably low. While parents in this district are always very ready to have their children immunised at school, there appears to be a reluctance to have the pre-school children taken either to the Clinic or the General Practitioner for the necessary immunisation procedure. In view of the fact that our school schemes are only arranged every four years, a large number of unimmunised children start school during this period, and these would be exposed to considerable risk should an epidemic occur. At the end of the year, only 48.8% of the children under five years of age had been immunised. Eighty-seven point nine per cent of school children could be considered to have adequate immunity.

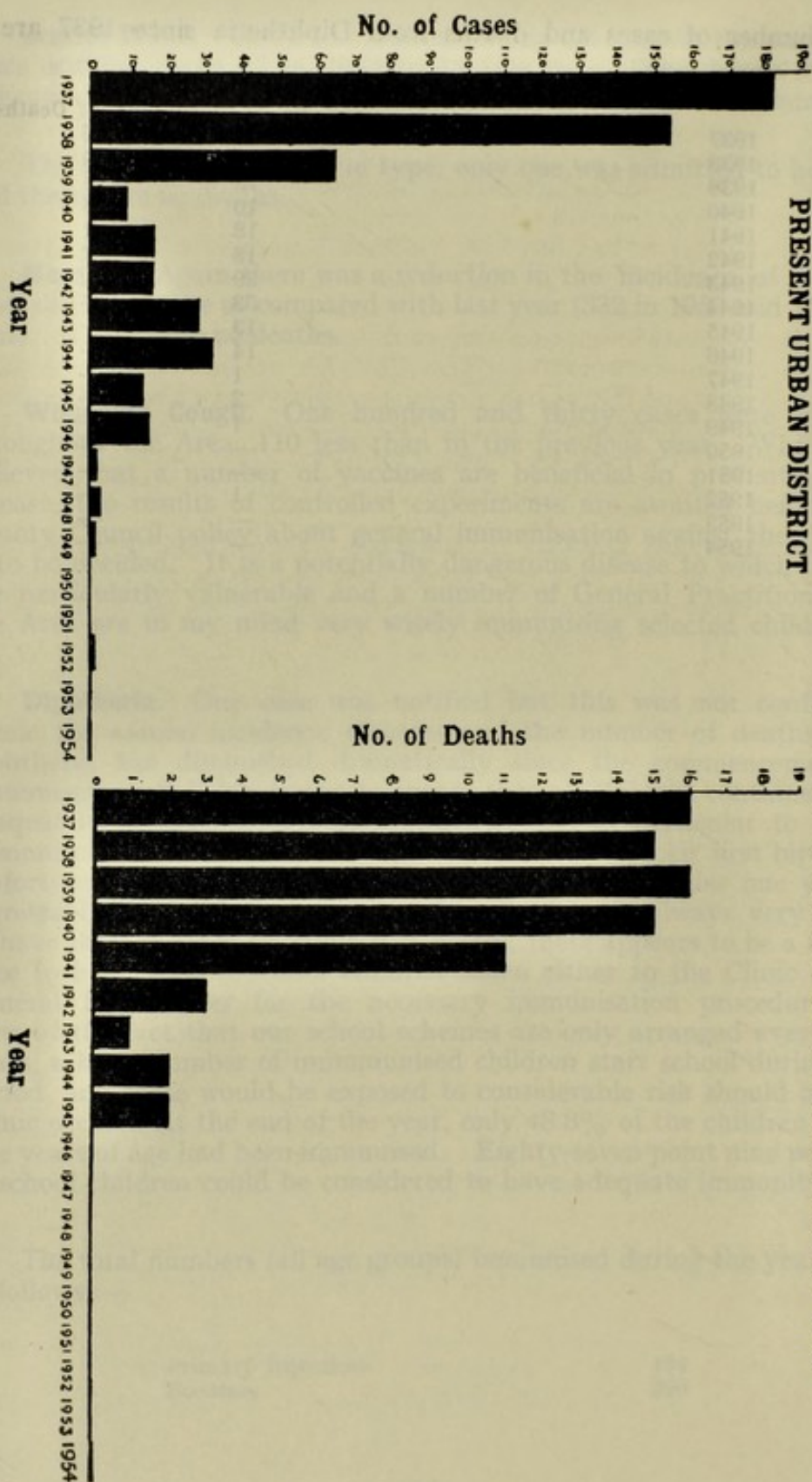
The total numbers (all age groups) immunised during the year were as follows :—

Primary Injections	454
Boosters	260

Number of cases and deaths from Diphtheria since 1937 are as follows :—

	No. of Cases	No. of Deaths
1937	180	15
1938	154	14
1939	73	11
1940	10	3
1941	18	1
1942	18	2
1943	29	2
1944	33	—
1945	13	—
1946	14	—
1947	1	—
1948	2	—
1949	1	—
1950	—	—
1951	—	—
1952	1	—
1953	—	—
1954	—	—

NUMBER OF CASES AND DEATHS FROM DIPHTHERIA SINCE THE CONSTITUTION OF THE PRESENT URBAN DISTRICT



Poliomyelitis. In co-operation with the other Local Authorities in the Northern region, a detailed study was made of the epidemiology of this disease and our results forwarded for analysis to the Ministry of Health. During the year, 4 confirmed cases occurred, the first, diagnosed at the end of May was a female adolescent who travelled daily into Newcastle. She lived in the Blackhill area but the virus could have been picked up at any time during her travelling or working hours, or at a party held at home to which were invited a number of friends from a coastal town where large numbers of cases were occurring. The second case, a male adult, appeared to have toured Blackpool and the whole of the N.E. area while on holiday during the weeks prior to the onset of symptoms in September. The third case occurred a month later and was a child of one year who could possibly have been infected by relatives closely associated with confirmed cases living outside the Urban District. The final case, a boy of 8 years, the son of a doctor, attended a residential school outside the district. His symptoms first commenced at the beginning of November. The first case was severely ill and has a residual paralysis of both lower limbs, but all the others were relatively mild attacks with no resulting disabilities. None had had any recent operations or inoculations.

At the time of writing this Report, the news from America of the alleged success of a vaccine against this disease has just been announced. If it proves possible to introduce this with success in England a great advance will have been made in reducing the ravages of the disease. However a great deal of research has still to be carried out before its general introduction into this country can be advocated with confidence. We need to know the optimum dose of the vaccine, the duration and degree of immunity conferred, the age group of the population which should with the greatest advantage be inoculated, etc., and it is quite possible that before we have all this data a live avirulent vaccine of even greater potency will be prepared in this or some other country where research workers are actively engaged with this problem at the moment. The news cannot but be received with satisfaction, nevertheless I would advise patience while controlled experiments are being carried out by the British Medical Research Council.

Food Poisoning. Thirty-two cases of Food Poisoning occurred in the district, 11 during the first quarter, 3 during the second quarter and 18 during the third quarter of the year. In 9 cases (3 family outbreaks and 2 single cases) the causal organism was not isolated, while the rest of the cases were the result of 2 large general outbreaks and one small family outbreak. The details of the 2 major outbreaks were as follows :—

- (a) There were 11 cases all due to *Salmonella Thompson*. While notified in January, they were actually associated with the *Salmonella Thompson* outbreak which occurred in December, 1953. A detailed report of this outbreak was given in last year's Annual Report.

- (b) Outbreak at Hamsterley Colliery—July, 1954. Ten known cases in this district and many more in the neighbouring Blaydon Area were infected with *Cl. Welchii* and had food poisoning symptoms, although I suspect there were other unnotified cases. The suspected foodstuff was pease pudding and meat products purchased from a door-to-door vendor who operated from central premises in Newcastle. Symptoms were fairly severe in a few cases, but did not last long. Newcastle Health Department were immediately informed of the outbreak, the central premises were inspected and the cause of the infection was traced to infected food handlers.

Dysentery. There is a steady build-up of cases towards the end of the year—all told 64 being notified—and I suspect that the disease is now endemic. The increase in the notification rate has been due partly to the greater awareness of General Practitioners to the possibility of this being the causation of minor intestinal upsets, with the resulting submission of specimens to the Laboratory for confirmation, but mainly to a real increase as this very contagious disease has spread through the community. In the majority of cases the children in the family were first infected by other children who were carriers or cases with mild symptoms, and they then introduced it into the households. The disease was usually mild in nature with clinical recovery in a few days but it can of course be responsible for deaths in the very young and the very old. Early diagnosis and adequate treatment is of course necessary but the sheet anchor of prevention is attention to personal hygiene—particularly thorough hand-washing after being to the toilet—and clean food handling habits, although it is my impression that food plays no large part as a vehicle of infection. We have had at all times willing and ready co-operation from General Practitioners, Staff of schools and the Divisional Education Office and food handlers in general, in our attempts to control its spread.

Smallpox. No cases of this disease occurred in the Area during the year under review, but in each Annual Report I include comments under this heading as a reminder of the ever present possibility of its importation into the Country and the necessity of being prepared to meet this eventuality.

The value of vaccination in preventing deaths from Smallpox has long been well established, yet the practice of vaccination commenced to decline in 1898 with a further decline since it became entirely optional at the inception of the National Health Service Act. In 1903, 75% of the infants in England and Wales were vaccinated; in 1936 it had dropped to 39%, while in 1949, the acceptance rate for primary vaccination in those under one year, was 28%. In Consett Urban District, percentages for 1949, 1950, 1951, 1952, 1953 and 1954, are 0.83%, 6.8%, 11.0%, 14.6%, 24.0% and 19.5% respectively. (152 were vaccinated and 53 re-vaccinated during 1954).

The low vaccination acceptance rate although increasing slightly, can only be regarded with grave concern since the infection introduced into the Country may be carried just as easily to Consett as to any other part of the Country.

A pamphlet regarding vaccination is sent from the County Health Department to parents when their children attain the age of three months and the Health Visiting Staff are provided with details of children vaccinated in order that they can visit those not protected.

I would again urge all mothers of infants to make arrangements with their General Medical Practitioner to have this done.

TUBERCULOSIS

The numbers of deaths from Tuberculosis recorded in the district have been the same for the last three years, but there has been a slight reduction in the number of new cases notified; the rates while not excessive being slightly above those for the County and the Country as a whole.

While detection of new cases by means of X-rays, the institution of surgical measures and the introduction of new drugs, helped to accelerate the falling death-rate over the Country as a whole, remedial methods adopted after the disease has developed will never on their own, rid us of this incapacitating condition.

If we are to ensure that preventive action does not lag behind the recent advances in treatment, we must keep foremost in our minds :—

- (1) that a person has to be infected by the tubercle bacillus before the disease can develop ;
- (2) that sputum, saliva and milk are the vehicles by which the infection is mainly transmitted ;
- (3) that certain age groups are more likely to develop the disease should they be infected ; and
- (4) that continuous and frequent exposure to the germs over a period particularly during a phase of debility may break down even a strong natural or acquired resistance.

That we are still being notified of new cases means that a reservoir of infection still exists and that there must be many infectious cases who have not yet been persuaded to undergo X-ray examination.

Very shortly after this report is published, all the milk retailed in the Area will either be heat-treated in such a way that any tubercle bacilli present will be killed or will come from herds proved to be free from Tuberculosis infection. It therefore remains for us to induce every inhabitant to be X-rayed and then if care is also exercised by known Tuberculosis cases to prevent spread of infection, newly discovered cases are adequately treated immediately and susceptible children and adults protected by B.C.G. vaccination, most of our troubles in this field will be over.

1. Statistics

	Pulmonary	Non-Pulmonary	Total.
(a) No. of new cases notified during the year :—			
Males	13	4	17
Females	14	7	21
Totals	27	11	38

(b) No. of deaths registered :—

Males	6	2	8
Females	2	—	2
Totals	8	2	10

(c) No. of cases on the Tuberculosis Register :—

Males	189	92	281
Females	198	85	283
Totals	387	177	564

It will be noted that there were 38 new cases notified during the year as compared with 40 last year and 10 deaths were recorded, the same as in 1953. In March and October, the Mass X-ray Unit visited the district ; 4,927 were X-rayed, when 63 cases of Tuberculosis (6 active and 57 inactive) were discovered.

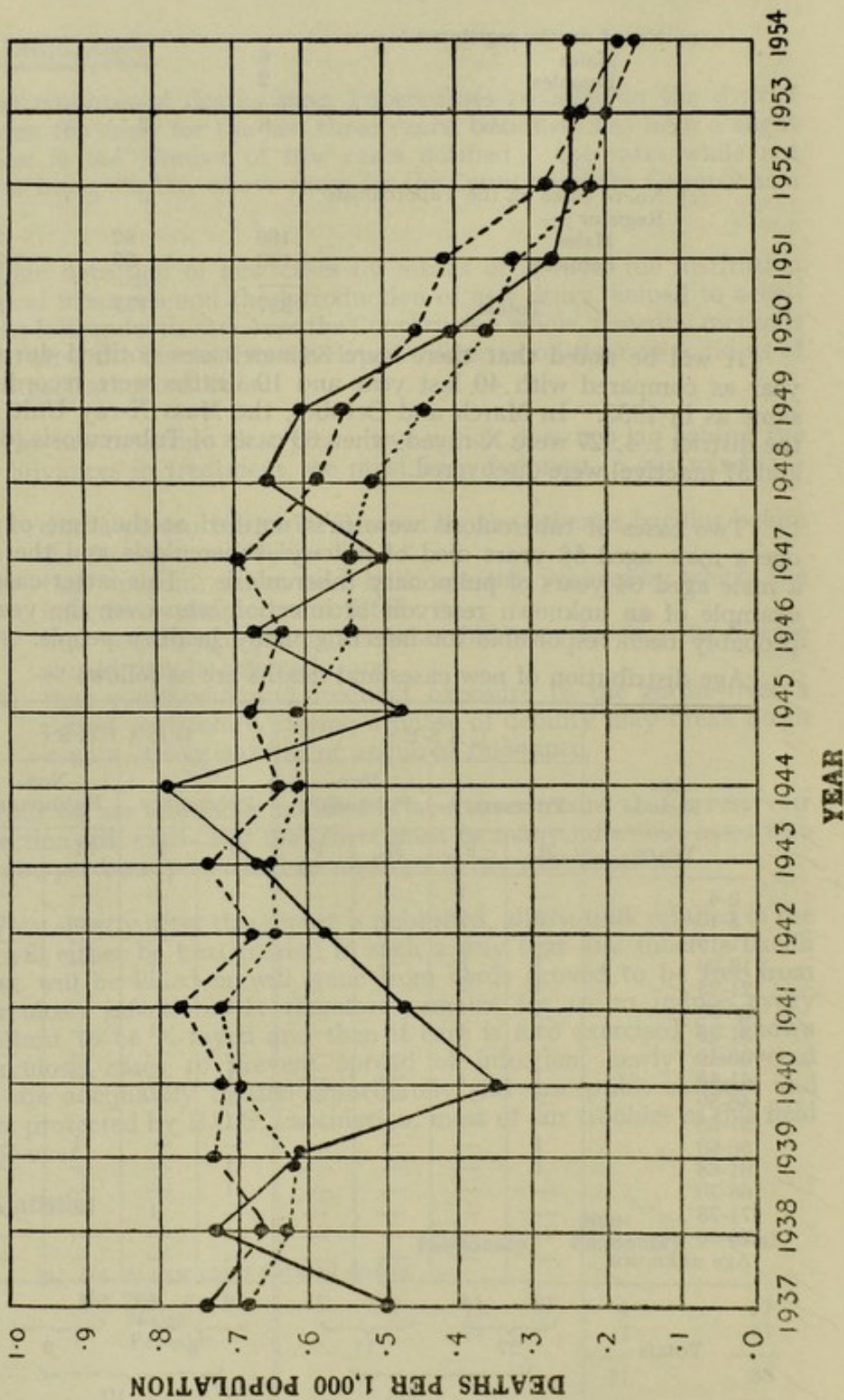
Two cases of tuberculosis were first notified at the time of death, one a male aged 58 years died of miliary tuberculosis and the second a male aged 64 years of pulmonary tuberculosis. This latter case is an example of an unknown reservoir of infection who over the years has probably been responsible for infecting many healthy people.

Age distribution of new cases and deaths are as follows :—

Age Period	C A S E S				D E A T H S			
	Pulmonary		Non- Pulmonary		Pulmonary		Non- Pulmonary	
	Years	M.	F.	M.	F.	M.	F.	M.
0-4	—	1	—	—	—	—	—	—
5-10	3	2	1	—	—	—	—	—
11-15	—	—	1	1	—	—	—	—
16-20	1	3	—	1	—	—	—	—
21-25	1	3	1	3	—	—	1	—
26-30	1	1	—	1	1	—	—	—
31-35	1	1	1	1	—	1	—	—
36-40	—	2	—	—	—	—	—	—
41-45	1	1	—	—	1	—	—	—
46-50	3	—	—	—	1	—	—	—
51-55	—	—	—	—	1	—	—	—
56-60	1	—	—	—	—	—	1	—
61-65	1	—	—	—	1	—	—	—
66-70	—	—	—	—	1	—	—	—
71-75	—	—	—	—	—	1	—	—
76-80	—	—	—	—	—	—	—	—
Age unknown	—	—	—	—	—	—	—	—
Totals	13	14	4	7	6	2	2	—
	27		11		8		2	
	38				10			

COMPARATIVE TUBERCULOSIS MORTALITY RATES 1937-1952

CONSETT U. D. —————
 DURHAM COUNTY - - - - -
 ENGLAND AND WALES



Tuberculosis Services in the Area

(i) At the Chest Clinic at Villa Real, special sessions have been arranged for contacts of known cases of Tuberculosis, new and old cases and for artificial pneumothorax and pneumoperitoneum refills.

(ii) Those needing sanatorium treatment are in the main admitted to Maiden Law Tuberculosis Unit; those needing major surgical treatment being transferred to Seaham Hall, Poole or Wolsingham Sanatorium. During the year 37 cases of Tuberculosis were admitted for hospital treatment.

(iii) There were 564 patients on the Tuberculosis Register at the end of the year, none received special rehabilitation and none were re-trained. A re-settlement clinic has been established in the Area by the Chest Physician.

(iv) After-care responsibility rests entirely with the Durham County Council, all day to day administration being carried out centrally. Nursing requisites are stored in Durham.

(v) In Ministry-approved amendments and proposals for carrying out duties under Section 28 (Prevention of Illness, Care and After-care) of the National Health Service Act, 1946, the Durham County Council indicate their intention to make arrangements to offer B.C.G. vaccination, subject to the necessary preliminary tests and to obtaining parental consent, to school-children between their 13th and 14th birthdays.

(vi) Seven new Council houses have been allocated to potentially infectious Tuberculosis cases who were living in overcrowded circumstances.

VI. RELEVANT NEW LEGISLATION

Puerperal Pyrexia (Amendment) Regulations, 1954. These Regulations which were to come into operation on 1st March, 1955, now stipulate that all Medical Practitioners must, while notifying Puerperal Pyrexia, give the cause where this is known.

Housing Repairs and Rents Act, 1954 makes further provision for the clearance and re-development of areas of unfit housing accommodation and for securing or promoting the reconditioning and maintenance of houses ; and amends the enactments relating to housing, the exercise of certain powers relating to land and rent control. It came into operation on 30th August, 1954.

Housing Improvement Grants Regulations, 1954 and Circular 36/54—The Regulations revoke the earlier ones but again prescribe £800 as the upper limit. The lower limit therefore reverts to £100 as provided by the Act. It came into operation on 21st April, 1954. The Circular encourages local authorities to consider grants for the improvement or conversion of housing accommodation and sets out requirements which the Minister has specified for a dwelling in respect of which an improvement grant can be made under the Housing Act, 1949.

Ministry of Housing and Local Government Circulars 53, 54 & 75. The first Circular draws attention to the provisions of the Housing Repairs and Rents Act which allows "repairs increase" of the rents of controlled houses given certain conditions, and deals with certificates of disrepair. The other two Circulars amplify Part I of the Repairs and Rents Act, 1954 and outline Slum Clearance procedure.

Rent Restrictions Regulations, 1954 give examples of the forms which are to be used when a landlord increases the rent of his tenant on account of improvements carried out by the landlord or on account of increased rates payable by him together with the form of notice to be inserted in every rent book or other similar document used by or on behalf of a landlord in respect of a dwelling house to which the Rent Restrictions Act applies.

Housing Repairs (Increase of Rent) Regulations, 1954 prescribe the form of notice and other documents in use for the purposes of the Housing Repairs and Rents Act, 1954.

Housing Repairs and Rents (Rent Tribunal) Regulations, 1954 outline provisions relating to the procedures before rent tribunal under Section 24(3)(b) and 40(2)(b) of the Housing Repairs and Rents Act, 1954.

Slaughterhouses Act, 1954 and Circulars 5/54 and 10/54—This Act makes local authorities responsible for the time being for securing that adequate

slaughtering facilities are available locally. It explains and amends the law with respect to the provision by local authorities of public slaughterhouses, the making of charges in respect of such slaughterhouses and the granting and renewal of licences under Section 57 of the Food and Drugs Act, 1938; it makes further provisions with respect to the regulation and restriction of private slaughterhouses and the payment of compensation where a licence or registration in respect of such slaughterhouses is refused or ceased to be in force.

The accompanying circulars amplify and give advice on the implementation of the Act.

Slaughter of Animals (Amendment) Act, 1954 and M.F. Circular 15/54. The Act came into operation on 1st October, 1954. It implements certain recommendations of the Committee of Inquiry into the slaughter of horses, and amends the enactments relating to the slaughter of animals.

The circular deals with the licensing of premises for the slaughter of animals, regulations for securing humane conditions, licensing of slaughtermen, and extends to all animals the provisions of subsection (1) of the Slaughter of Animals Act, 1953, which provides that certain animals shall be instantaneously slaughtered or shall be instantaneously rendered insensible to pain by stunning.

Slaughter of Animals (Prevention of Cruelty) No. 2 Regulations, 1954. The Regulations which are made under section 2 of the Slaughter of Animals (Amendment) Act, 1954, are designed to secure humane conditions and practices in connection with the slaughter of animals at slaughterhouses and knackers' yards. They give statutory effect to certain of the recommendations of the Committee of Inquiry into the slaughter of animals and re-enact certain provisions of the Slaughter of Animals Acts, 1911, 1933 and 1951.

Circular M.F. 16/54.—This circular refers to section 58 of the Food and Drugs Act, 1938, as amended by section 11 of the Slaughter of Animals (Amendment) Act, 1954, which empowers local authorities to make byelaws for securing that knackers' yards are kept in a sanitary condition and are properly managed and for requiring the occupiers of knackers' yards to keep records. In order to assist local authorities in making such byelaws a model has been prepared and approved by the Ministry and was enclosed for the information of authorities.

Food and Drugs Amendment Act, 1954 and Circular M.F. 22/54.—Apart from Section 28 (which deals with the restriction of private slaughterhouses and provisions of which came into effect on 25th November, 1954), this Act will not come into operation immediately but on a date to be appointed by order of the Minister of Food. Time is to be given to consolidate the Food and Drugs Amendment Act, 1954, with the Food

and Drugs Act, 1938, the Food and Drugs (Milk, Dairies and Artificial Cream) Act, 1950, and the Slaughterhouses Act, 1954, and to make the Food Hygiene Regulations under the consolidation measure to replace section 13 of the Food and Drugs Act, 1938, which the Food and Drugs Amendment Act, 1954, repeals. It is proposed to bring the Food and Drugs Amendment Act, 1954, the consolidation measure and the Food Hygiene Regulations into force simultaneously some time in 1955.

The circular deals with the degree of implementation of the Food and Drugs Amendment Act, 1954.

Pests Act, 1954 makes further provision with respect to the destruction or control of rabbits and other animals and birds, and to the use of spring traps for killing or taking animals.

VII. ANNUAL REPORT OF RAINFALL, ETC., 1954

The Surveyor and Engineer has kindly provided me with the following information :—

Month (1954)	Rainfall in ins.		No. of days rain fell		Heaviest Daily Fall	
	West- wood	Crook- hall	West- wood	Crook- hall	Ins.	Date
January	2.65	2.72	18	18	1.13	20th
February	2.12	2.19	21	20	.44	10th
March	1.23	1.28	15	22	.25	4th
April73	.73	11	10	.32	30th
May	4.27	4.38	16	17	.98	28th
June	1.47	1.78	13	17	.34	8th
July	1.87	1.93	17	17	.47	23rd
August	5.60	7.16	23	20	1.14	17th
September	2.74	2.53	23	24	.42	10th
October	4.28	4.18	18	18	.84	23rd
November	3.94	4.85	18	24	1.06	5th
December	2.94	2.55	16	18	1.77	8th
	33.84	36.28	209	225		

The heaviest rainfall of 1954 was on 8th December, and the wettest month by far was the holiday month of August when over seven inches of rain fell.

Rainfall for 1954 was the heaviest recorded in this area since 1928 and compares with 23 inches in 1953—indeed the longest period without rain was 5 days, another record which compares with the year 1947 when no rain fell from 4th August until 7th September, a period of 33 days.

The total hours of sunshine recorded by the Forestry Commission at Chopwell for 1954 was 1,146 hours as compared with 1,388 hours during 1953.

APPENDIX A

Year	Popu- lation	Deaths	Death Rate	Live Births	Birth Rate	Infant- tile Deaths	Infant Death Rate	Neo- Natal Deaths	Neo- Natal Death Rate	No. of Cases of Infectious Diseases Notified.							Bowel Complaints			Tuber- culosis	
										Measles	Scarlet Fever	Whooping Cough	Diph- theria	Polio- myeli- tis	Dysentery	Enteric	Food Poisoning	Pul.	Non Pul.		
1937	37,280	448	12.0	677	18.1	48	70.9	—	—	—	147	—	180	—	3	—	—	29	24		
1938	37,340	435	11.5	670	17.9	36	53.7	—	—	—	169	—	154	—	19	1	—	23	26		
1939	37,420	453	12.1	705	18.8	51	72.3	—	—	6	54	34	73	—	—	3	—	35	14		
1940	37,040	469	12.6	676	18.2	40	59.1	—	—	1,243	28	196	10	—	—	47	—	25	14		
1941	37,040	409	11.0	639	17.2	42	66.9	—	—	376	47	120	18	—	—	—	—	26	13		
1942	36,210	433	11.9	671	18.5	40	59.6	—	—	299	83	75	18	2	—	—	17	22			
1943	35,320	432	12.2	602	17.0	28	46.5	—	—	291	62	72	29	—	—	—	31	12			
1944	35,050	434	12.0	732	20.8	32	43.0	—	—	306	15	65	33	1	—	—	45	32			
1945	35,310	435	12.3	694	19.6	34	48.9	—	—	117	48	11	13	—	—	1	34	20			
1946	36,760	415	11.2	751	20.4	30	39.5	—	—	218	41	108	14	—	—	—	33	14			
1947	37,040	415	11.2	780	21.0	28	35.8	—	—	385	64	29	1	7	—	—	43	16			
1948	38,820	417	10.7	737	18.9	41	55.6	—	—	522	111	104	2	—	5	—	53	19			
1949	38,900	463	11.9	708	18.2	29	40.9	17	24.01	142	52	19	1	—	—	—	40	9			
1950	39,130	482	12.3	684	17.4	30	43.8	15	23.39	375	59	212	—	2	3	—	79	12			
1951	39,020	435	11.1	659	16.8	23	34.9	17	25.79	740	24	85	—	—	5	—	62	14			
1952	38,840	427	10.9	647	16.6	17	26.2	10	15.45	281	61	143	1	2	21	—	39	8			
1953	38,740	413	10.6	650	16.7	20	30.76	10	15.38	332	45	244	—	2	13	—	32	8			
1954	38,000	455	12.0	597	15.7	16	29.2	11	18.7	114	15	120	—	4	24	—	27	11			

ANALYSIS OF THE NOTIFIED AND CONFIRMED CASES OF NOTIFIABLE DISEASES

47

APPENDIX C

DETAILS OF SEWAGE DISPOSAL WORKS IN THE URBAN DISTRICT

Location of Sewage Disposal Works	Type of Treatment	Area Drained	No. of Properties Draining to Works (approx.)		Population (Approx.) for which Designed	Existing Population (Approx.)
			Houses	Bldgs.		
Westwood	Percolating Filter Treatment	Grove, Moorside, Consett; part of Castleside (Lanchester R.D.C.); Blackhill, Derwent Cottages, Medomsley, Shotley Bridge, Ebchester, Allendale and Hamsterley Colliery.	7,779	289	28,700	26,221
Crookhall	do.	Part of Consett, Crookhall, part of Leadgate	1,528	43	5,500	5,348
Pont Burn	do.	Part of Leadgate, Bradley Cottages, Pont	1,391	32	4,550	4,868
Knitsley	do.	Delves, Knitsley and part of Templetown	744	9	1,500	2,604

APPENDIX D

PREVENTION OF DAMAGE BY PESTS ACT, 1949

	Local Authority	Type of Property			Total
		Dwelling Houses	Agri-cultural	All other (including Business & Industrial)	
I. No. of Properties in Local Authority's District	34	11,180	69	1,411	12,694
II. No. of Properties inspected by the Local Authority during 1954, as a result of :—					
(a) Notification	6	103	3	41	153
(b) Otherwise	28	248	41	137	454
III. No. of Properties (under II) found to be infested by rats	9	103	3	35	150
IV. No. of Properties (under II) found to be infested by mice	2	40	—	26	68
V. No. of infested Properties (under III and IV) treated by Local Authority	11	143	3	36	183
VI. No. of informal notices served under Section 4 :—					
(1) Treatment	—	33	2	15	50
(2) Structural Works (i.e., Proofing)	2	17	—	13	32
VII. No. of visits made by Local Authority during treatment and inspection of Properties	103	690	20	380	1,193

APPENDIX E
PREVENTION OF DAMAGE BY PESTS ACT, 1949
SEWERS AND SEWAGE WORKS

Date of Sewer Campaign	No. of Manholes treated	Showing signs of infestation	No infestation
March, 1954	256	48	208
September, 1954	260	45	215
Test-baiting September, 1954	163	21	142
Sewage Works and Buildings treated in conjunction with Sewer Campaign		Showing signs of infestation	
March, 1954			
Pont		Minor	
Knitsley		Minor	
Crookhall		—	
Ebchester		Minor	
Hamsterley Pump House		Minor	
September, 1954			
Pont		Minor	
Knitsley		Minor	
Crookhall		—	
Ebchester		Minor	
Hamsterley Pump House		—	

APPENDIX F
FACTORIES ACTS, 1937 and 1948

Premises	No. on Register	Number of		
		Inspections	Written Notices	Prosecutions
(1) Factories in which Sections 1/4 and 6 are to be enforced by Local Authority	24	28	Nil	Nil
(2) Factories not included in (1) to which Section 7 applies	99	183	2	Nil
Total	123	211	2	Nil

	Number of cases in which defects were found				Prosecutions
	Found	Remedied	Referred		
			to H.M. Inspector	By H.M. Inspector	
Sanitary Conveniences : Unsuitable or Defective	4	—	—	—	—
Other Offences against the Act (not including offences relating to Outwork)	1	1	—	—	—
Total	5	1	Nil	Nil	Nil

APPENDIX G

Premises	Structural		Cleansing and Re-decoration		Water Closets		W.C. Notices		Accumulation of Refuse		Lack of Refuse Containers		Drainage		Washing Facilities		Constant Hot Water		Towels and Soap		Food Exposure		Other Defects		Visits
	S	A	S	A	S	A	S	A	S	A	S	A	S	A	S	A	S	A	S	A	S	A	S	A	
*																									
Bakehouses			4	2																	1	1		1	58
Food Manufacturers			2	2					2	2			1	1					1	1			3	3	249
Fried Fish Shops and West Fish Shops	1	2							1	1					2	4									53
Ice Cream Manufacturers			1	1									1	1											32
Caterers and Snack Bars	1		4	3																	2	1			73
Grocers & General Dealers	1	2	9	7	10	12	1	1	3	4			1	1			3	6	3	1	53	46	4	4	349
Confectioners	1	1	1	1														2			4	3			79
Greengrocers	1				1	2										1	3		1						62
Total	5	5	21	16	11	14	1	1	6	7			3	3		3	5	15	4	3	60	51	7	8	955

*S—Notices Served
A—Notices Abated

Notices Served 123
Defects Remedied 126

APPENDIX H
CARCASES INSPECTED AND CONDEMNED

	Cattle excluding Cows	Cows	Calves	Sheep and Lambs	Pigs
Number killed and Inspected	1,586	150	221	5,651	1,208
ALL DISEASES EXCEPT TUBERCULOSIS					
Whole Carcases Condemned	1	8	4	25	10
Carcases of which some part or organ was Condemned	245	24	3	67	16
Percentage of the number in- spected affected with diseases other than Tuberculosis	15.51	21.33	3.17	1.62	2.15
TUBERCULOSIS ONLY					
Whole Carcases Condemned	7	2	1	—	1
Carcases of which some part or organ was condemned	173	21	—	—	17
Percentage of the number in- spected affected with Tuber- culosis	11.35	15.33	.45	—	1.49

