

[Report 1938] / Medical Officer of Health, Colne U.D.C. / Borough.

Contributors

Colne (Lancashire, England). Urban District Council.

Publication/Creation

1938

Persistent URL

<https://wellcomecollection.org/works/c8fgug4k>

License and attribution

You have permission to make copies of this work under a Creative Commons, Attribution license.

This licence permits unrestricted use, distribution, and reproduction in any medium, provided the original author and source are credited. See the Legal Code for further information.

Image source should be attributed as specified in the full catalogue record. If no source is given the image should be attributed to Wellcome Collection.



Wellcome Collection
183 Euston Road
London NW1 2BE UK
T +44 (0)20 7611 8722
E library@wellcomecollection.org
<https://wellcomecollection.org>

LIBRARY



Borough of Colne.

Annual Reports

OF THE

Medical Officer of Health


AND

School Medical Officer

FOR THE YEAR 1938

R. E. ROBINSON,

Medical Officer of Health
and School Medical Officer.





Borough of Colne.

Annual Report

OF THE

Medical Officer of Health

FOR THE YEAR 1938

R. E. ROBINSON,
Medical Officer of Health.

PRINCIPAL CONTENTS.

	Pages
Constitution of Committees	1
Public Health Staff... ..	2-3
Preface	4

SECTIONS--

A. Statistics and Social Conditions of the Area ...	5-11
B. General Provision of Health Services for the Area	12-30
C. Sanitary Circumstances of the Area	31-48
D. Housing	49-53
E. Inspection and Supervision of Foods	54-59
F. Prevalence of, and Control over Infectious and Other Diseases	60-62

BOROUGH OF COLNE.

HEALTH COMMITTEE.

Councillor J. King, J.P., *Chairman*

His Worship the Mayor (Councillor Arthur Burrell, J.P.)

Alderman J. W. Hird, J.P.

Councillor A. D. Bailey.

” J. Y. Ball.

” Albert Burrell.

” J. Spencer.

” W. Riddiough.

” J. W. Shackleton.

” H. Snell.

” R. Whalley.

” G. E. Wilmore.

County Councillor E. Tye.

MATERNITY AND CHILD WELFARE COMMITTEE.

Councillor J. King, J.P., *Chairman*

His Worship the Mayor (Councillor Arthur Burrell, J.P.)

Alderman J. W. Hird, J.P.

Councillor A. D. Bailey.

” J. Y. Ball.

” Albert Burrell.

” J. Spencer.

” W. Riddiough.

” J. W. Shackleton.

” H. Snell.

” R. Whalley.

” G. E. Wilmore.

County Councillor E. Tye.

CO-OPTED MEMBERS.

The Mayoress (Mrs. Arthur Burrell).

The Deputy Mayoress (Mrs. A. D. Bailey).

Mrs. J. E. Allen.

Mrs. J. King.

Town Clerk—L. A. Venables, Esq.

BOROUGH OF COLNE.

PUBLIC HEALTH DEPARTMENT.

STAFF:

Medical Officer of Health, etc. :

R. E. ROBINSON, M.A., M.R.C.S., L.R.C.P., D.P.H.

**Chief Sanitary Inspector :* A. FORTUNE, M.S.I.A.

**Assistant Sanitary Inspector :* J. BLAKELEY, M.S.I.A.

Pupil do. do. R. H. SHORT.

Health Visitors :

Miss M. RIGBY, S.C.M.

Miss M. HARTLEY, S.R.N., S.C.M.

Matron of the Maternity Home :

Miss H. I. ALLISON, S.R.N., S.C.M.

Clerks :

S. McDERMOTT.

Mrs. E. MOSLEY.

A. BARKER.

(Appointed Aug. 15th, 1938).

Voluntary Workers' Committee :

President : Mrs. ALLEN.

Hon. Treasurer : Mrs. HELLIWELL.

Hon. Secretary : Mrs. HEAP.

*Qualified Meat Inspectors.

School Nurses :

Miss A. WARD, S.R.N.

Miss A. WILLMAN, S.R.N., S.C.M.

*Part Time Officers :**Ear, Nose and Throat Specialist :*

DONALD WATSON, M.B., Ch.B., F.R.C.S.

Eye Specialist :

W. H. KEIP, M.B., Ch.B., D.O. (Oxon.)

Consulting Obstetric Specialist :

A. CALLAM, D.S.O., M.D., Ch.B., F.R.C.S. (Edin).

Physicians : Maternal Care Scheme.

F. C. MACAULAY, M.C., M.B., Ch.B.

A. W. EADIE, M.B., Ch.B.

J. B. AITKEN, M.B., Ch.B.

W. ALEXANDER, M.A., M.B., Ch.B., D.P.H.

H. H. BULLOUGH, M.B., Ch.B.

A. W. R. EARDLEY, M.B., Ch.B.

G. S. EASTON, M.B., Ch.B.

Dental Surgeon :

S. GORDON ROSS, L.D.S.

PREFACE.

HEALTH DEPARTMENT,
BANK HOUSE,
COLNE.

JUNE, 1939.

LADIES AND GENTLEMEN,

I have much pleasure in submitting the Annual Report for the year 1938.

MATERNAL WELFARE.—The Maternal Care Scheme introduced in 1935 continues to work very successfully. This and the provision of free foods to necessitous cases has resulted in much happier and healthier motherhood. The co-ordination of these services has been greatly fostered by the efforts of the Voluntary Workers, and much credit is due to them for the success.

HOUSING.—Although much work remains to be carried out in improving the living conditions in Colne, a material improvement was effected during the year.

MILK PRODUCTION.—There is a slow but steady improvement in the conditions under which milk is produced, but the facilities for repeated examination of milk are inadequate, which results in a possibility of Tuberculous infected milk escaping into circulation.

CLEANSING.—Steps are still necessary to improve the collection of refuse on hygienic grounds.

AIR RAID PRECAUTIONS.—It is regretted that Air Raid Precautions have become necessary. This has added to the work and expense of the department, from which no material advantage can possibly occur.

I have the honour to be,

Ladies and Gentlemen,

Your obedient servant,

R. E. ROBINSON.

Section A.

STATISTICS AND SOCIAL CONDITIONS
OF THE AREA.

The Borough of Colne is well situated, healthy, and in excellent natural surroundings. It is 600 ft. to 800 ft. above sea level. There is good natural drainage and a plentiful water supply.

EMPLOYMENT AND UNEMPLOYMENT. COLNE AREA.

The employment figures for the main industry are still seriously low. Mr. Taylor, of the Labour Exchange, has supplied the following information :—

INSURED POPULATION.				UNEMPLOYED REGISTER, Jan. 1939		
				Wholly Unemployed	Temporarily Stopped	Total
Insured Population ... 11,036				1,587	807	2,394
NUMBERS IN MAIN INDUSTRIES.				NUMBERS UNEMPLOYED IN MAIN INDUSTRIES.		
				Wholly Unemployed	Temporarily Stopped	Total
Cotton	6,663	...	Approx. 60%	750	532	1,282
Distributive Trades	945	...	" 9%	66	28	94
Engineering	532	...	" 5%	36	40	76
Leather	461	...	" 4%	41	26	67
Building	417	...	" 4%	100	85	185

Percentage of insured population unemployed.

Wholly unemployed 14·4%; Temporarily stopped 7·3%; Total 21·7%

Comparisons. COLNE 21·7% North Western Division 17·8% Gt. Britain 12·6%

Analysis of insured population.

Men 21 & over	Young Men 18-21	Boys 16-17	Boys 14-15	Women 21 & over	Young Women 18-20	Girls 16-17	Girls 14-15	Total
5,432	306	359	255	3,700	331	365	288	11,036

Analysis of unemployed register (including temporarily stopped).

Men 21 & over	Young Men 18-21	Boys 16-17	Boys 14-15	Women 21 & over	Young Women 18-20	Girls 16-17	Girls 14-15	Total
1,238	67	24	28	948	34	32	23	2,394
22·8%	21·8%	6·7%	11·0%	25·6%	10·3%	8·7%	8·0%	21·7%

STATISTICS FOR THE YEAR 1938.

Area (in acres)	5,939
Population (estimated Mid-1938)	21,960
No. of inhabited houses end of 1938, according to Rate Book	7,276
Rateable value	£131,256
Sum represented by a Penny Rate	£494

EXTRACTS FROM VITAL STATISTICS
FOR THE YEAR 1938.

	Total.	Male.	Female.	Birth Rate per thousand of the estimated resident population.	
Live Births ...	Legitimate	186	91	95	8·7
	Illegitimate	6	5	1	
	<u>Totals</u>	<u>192</u>	<u>96</u>	<u>96</u>	
Still Births	13	6	7	Rate per 1,000 total (live and still) births. 63	
Deaths	318	161	157	Death Rate per thousand of the estimated resident population. 14·4	

1938 Adjusted Death Rate (comparability figure 1·06)—15·2 per 1,000.

Deaths from Puerperal Causes:—	Deaths.	Death Rate per 1,000 total (live and still) births.
From Puerperal Sepsis... ..	Nil	Nil
Other Puerperal Causes	Nil	Nil
Total	<u>Nil</u>	<u>Nil</u>

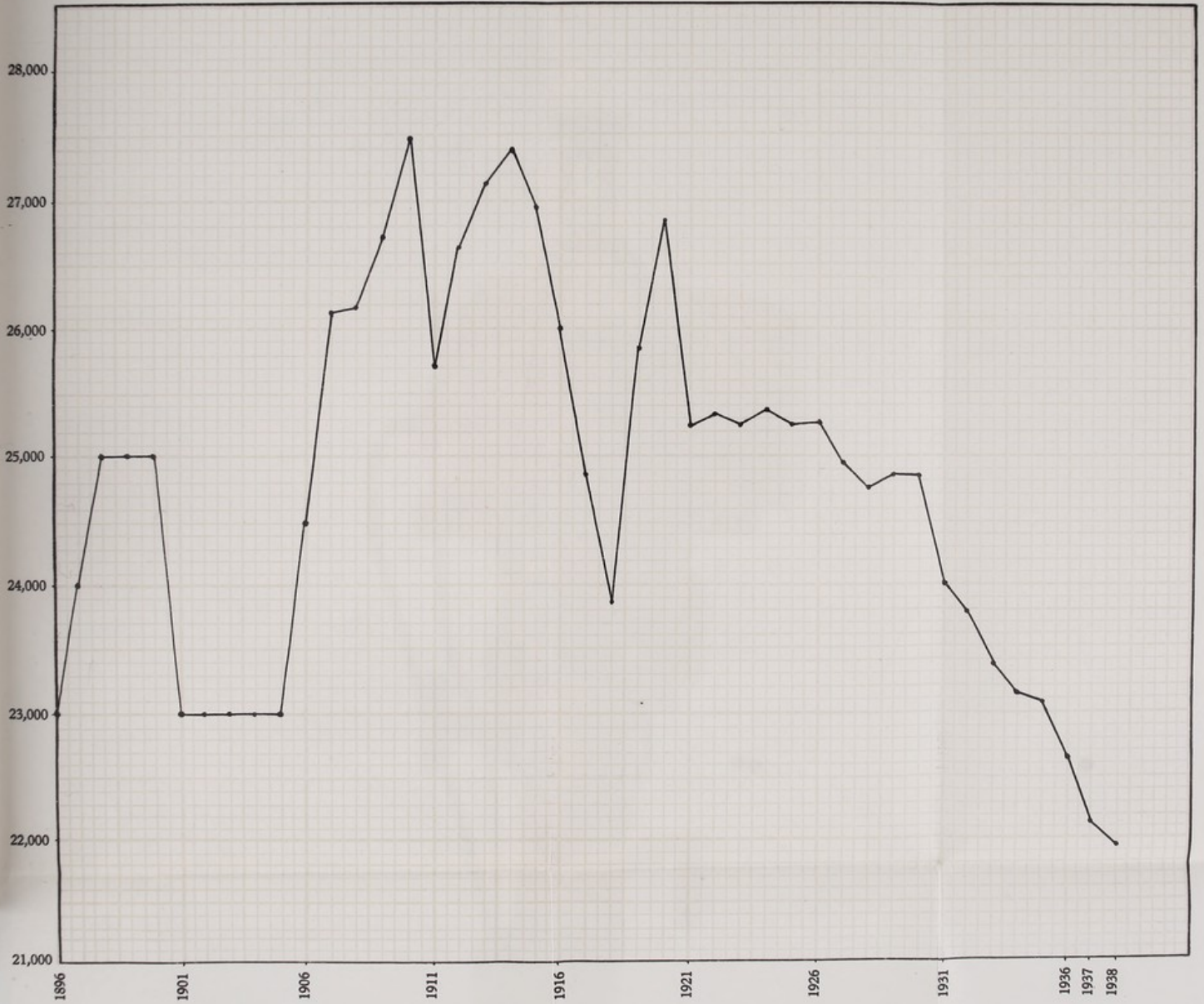
Deaths of Infants under one year of age:—


Legitimate	8	Total	8
-------------------	---	--------------	---

Death Rates of Infants under one year of age —

All infants per 1,000 live births	41
Legitimate infants per 1,000 legitimate live births	43
Illegitimate infants per 1,000 illegitimate live births	Nil
Deaths from Cancer (all ages)	33
" " Measles (all ages)	1
" " Whooping Cough (all ages)	Nil
" " Diarrhoea (under 2 years of age)	1

TREND OF THE POPULATION — COLNE — 1896 TO 1938.





COMPARATIVE TABLE.

BOROUGH OF COLNE, Population 21,960.	Per 1,000 Estimated Population.				Maternal Mortality Rate.		Rate of Deaths under one year per 1,000 live Births
	Live Birth Rate	Crude Death Rate	Death Rate from Tuberculosis of Respiratory System	Death Rate from Cancer	Rate per 1,000 Live Births	Per 1,000 total [live and still] Births	
Mean of 5 years—1933-1937	11.2	14.4	0.69	1.71	5.24	5.01	64
Year 1937	11.0	14.7	0.58	1.75	8.19	7.90	57
Year 1938	8.7	*14.4	0.54	1.50	Nil.	Nil.	41
Increase or Decrease in 1938 on 5 years' average—1933-1937	-2.5	Nil	-0.15	-0.21	-5.24	-5.01	-23
Previous year...	-2.3	-0.3	-0.04	-0.25	-8.19	-7.90	-16

* 1938 adjusted death-rate [comparability figure 1.06] = 15.2 per 1,000.

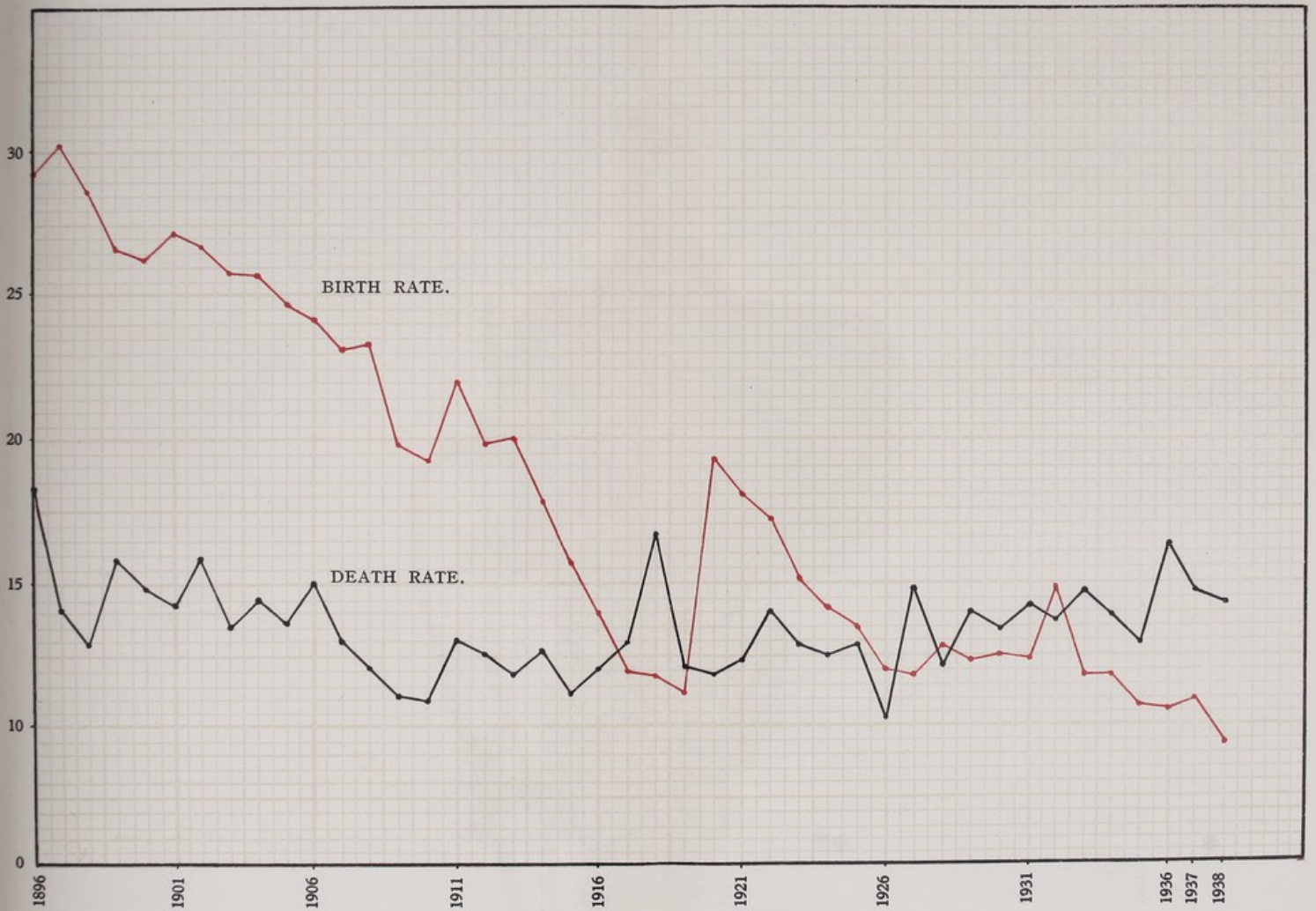
SUMMARY OF THE PRINCIPAL CAUSES OF DEATH, 1938.


(Registrar General's Official Returns, 1938.)

All Causes 318—Males 161, Females 157.

	Causes of Death.	Males	Females
1	Typhoid Fever, etc.	—	—
2	Measles	—	1
3	Scarlet Fever	1	—
4	Whooping Cough	—	—
5	Diphtheria	1	1
6	Influenza	3	3
7	Encephalitis Lethargica	1	—
8	Cerebro-Spinal Fever	—	—
9	Tuberculosis of Respiratory System ...	4	8
10	Other Tubercular Diseases	3	1
11	Syphilis	2	—
12	General Paralysis of the Insane, Tabes Dorsalis	—	—
13	Cancer, Malignant Disease	13	20
14	Diabetes	2	6
15	Cerebral Hæmorrhage, etc.	14	12
16	Heart Disease	39	47
17	Aneurysm	1	—
18	Other Circulatory Diseases	9	8
19	Bronchitis	3	6
20	Pneumonia (all forms)	15	6
21	Other Respiratory Diseases	3	—
22	Peptic Ulcer	2	—
23	Diarrhœa, etc. (under 2 years)... ..	1	—
24	Appendicitis	—	—
25	Cirrhosis of the Liver	—	—
26	Other Diseases of the Liver, etc. ...	4	2
27	Other Digestive Diseases	4	2
28	Nephritis	5	8
29	Puerperal Sepsis	—	—
30	Other Puerperal Diseases	—	—
31	Congenital Causes, etc.	1	2
32	Senility	7	8
33	Suicide	5	4
34	Other Violence	4	3
35	Other Defined Causes	14	9
		<hr/> 161	<hr/> 157

CHART SHOWING BIRTH RATE AND DEATH RATE.
1896 TO 1938.





INFANT MORTALITY.

1938. *Nett Deaths from stated causes at various ages under One Year of age.*
Compiled from the Official Registrations.

Causes of Death.	Under 1 week	1—2 weeks	2—3 weeks	3—4 weeks	Total under 4 weeks	4 weeks and under 3 months	3 months and under 6 months	6 months and under 9 months	9 months and under 12 months	Total deaths under 1 year
All Causes :—	3	3	2	1	2	...	8
Broncho Pneumonia	1	1	2	...	4
Convulsions	1	1	1	2
Atelectosis	2	2	2

The Infant Mortality figure for 1938 is 41 per 1,000 live births. This shows a considerable decrease on the figure for the previous year and on the average figure for the previous five years.

VITAL STATISTICS.

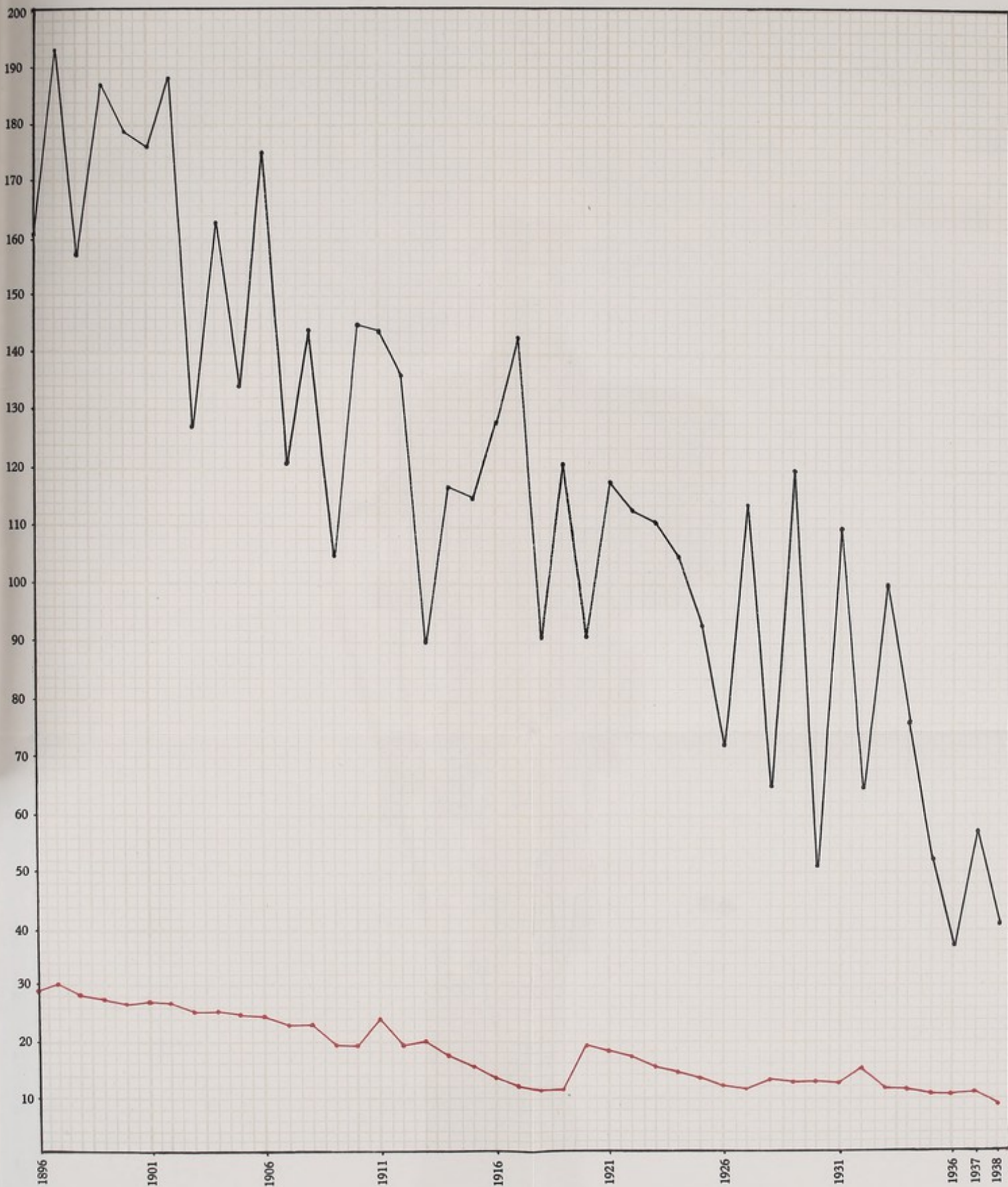
BIRTHS.—The number of live births registered during the year was 192. Of these, 96 were males, and 96 females. The birth rate per 1,000 of the population is 8·7, and is the lowest rate on record.

If the birth rate continues to dwindle in this alarming manner a baby born in Colne in the future will be such a rarity as to be the object of universal curiosity.

STILL BIRTHS.—The high number of still births clearly indicates the constant need for Ante-Natal care. In a very few cases there appears to be a cause for this, but investigation and research are still necessary in order to avoid recurrences of this high figure.

DEATHS.—The number of deaths registered was 318, of which 161 were males and 157 females. The crude death rate is 14·4 per 1,000 of the population.

INFANT DEATHS PER 1,000 LIVE BIRTHS BLACK
 LIVE BIRTHS PER 1,000 POPULATION RED
 FOR THE YEARS 1896 TO 1938.



CAUSES OF SICKNESS AND DEATH
DURING THE YEAR 1938.

The number of deaths in 1938 show a slight decrease as compared with the figure for 1937.

The principal diseases affecting the people of Colne during the year were those of the chest. Out of 70 notifiable diseases 35 were Pneumonia, and 17 Pulmonary Tuberculosis. An oxygen tent was made available for any patient in the town with a view to reducing the serious effects of these diseases.

Cancer still takes its high toll. Much suffering would be prevented and life prolonged if the inhabitants of Colne would be overhauled regularly as machinery is.

Section B.

1. GENERAL PROVISION OF HEALTH SERVICES FOR THE AREA.

(i) Particulars of the Public Health Staff are set out on pages 2 and 3 of this report.

(ii) (a) LABORATORY FACILITIES.

Bacteriological and Bio-chemical examinations are carried out for the Colne Health Authority by the Burnley Health Authority, by arrangement, at their Public Health Laboratory, Victoria Hospital, Burnley.

The Public Analyst, Burnley, carries out chemical analyses for the Colne Health Authority, when required.

Samples of Food, Milk, and Water are submitted for examination by the Medical Officer of Health when occasion arises.

The Bacteriological examinations undertaken by the Public Health Laboratory, Burnley, during the past year, and their results, are as follows :—

	No. Examined.	Positive.	Negative.
(a) Bloods	4	—	4
(b) Swabs from Throat ...	73	7	66
(c) Sputum	28	3	25
(d) Swabs from Nose ...	—	—	—
Totals...	105	10	95

Special examinations ... 7

(ii) (b) AMBULANCE FACILITIES.

The Ambulance facilities provided appear to be adequate for all needs.

The Colne Corporation give financial support to the St. John Ambulance Association, whereby a full-time service is made available to the Public for Medical and accident cases.

During the year 327 calls were received involving a mileage of 3,497 miles. Nineteen of these were accidents, the rest being Medical or Surgical cases.

For the removal of infectious cases the Burnley and District Joint Hospital Board supply the necessary services for Colne.

(ii) (c) NURSING IN THE HOME.

GENERAL.—There are two District Nurses working in the Area. They are officers of the Hartley Hospital, Colne, and not under the control of the Health Authority.

INFECTIOUS DISEASES.—No arrangement is made with the District Nursing Association for the home nursing of cases of infectious diseases. The health Visitors visit the homes in the case of young children.

MIDWIVES.—There was one midwife practising privately in the Area in addition to the two Municipal Midwives appointed by the County Council.

(ii) (d) CLINICS AND TREATMENT CENTRES.

MATERNITY AND CHILD WELFARE CLINICS.—These clinics are held at Bank House, Albert Road, Colne.

The Sessions are :—

Tuesday	3 p.m. to 5 p.m.
Wednesday	9 a.m. to 12 noon. 3 p.m. to 5 p.m.
Thursday	9 a.m. to 12 noon. 3 p.m. to 5 p.m.
Friday	3 p.m. to 5 p.m.

The records of the work done during the years 1933 to 1938 at the Centre are shown below.

	1933	1934	1935	1936	1937	1938
Cases which received medical advice	762	758	1131	787	750	1040
Total consultations	1043	1027	1443	1120	1040	1376
Average No. of attendances—						
(a) Per week ...	172	170	165	140	147	152
(b) „ session ...	34.7	34.3	34.7	31.8	24.7	25.8

DISTRIBUTION OF MILK TO MOTHERS AND CHILDREN.

Under the Maternal Care Scheme in 1938, 24 Nursing, 17 Expectant, and 5 other mothers have received dried milk. Dried milk and other accessory food factors are issued free in necessitous cases on a certificate from the Medical Officer, according to an approved scale of income.

In 1938, a total of 5,682 lbs. of dried milk were sold or issued free.

TABLE SHOWING AMOUNT OF MILK DISTRIBUTED FREE.

	1933	1934	1935	1936	1937	1938
Applications granted	79	136	224	182	190	170
Total Cost £	61/18/8	140/10/9	275/9/-	157/19/3	215/9/4	205/1/10

TABLE SHOWING THE NUMBER OF VISITS PAID BY THE HEALTH VISITORS TO MOTHERS AND CHILDREN.

The Health Visitors have paid the following number of visits :—

	1933	1934	1935	1936	1937	1938
First visits paid to mothers and children	288	274	263	227	214	196
Re-visits—children under 1 year	906	975	850	1051	767	911
Visits paid to children aged 1-5 yrs	949	763	1084	1465	1219	1747
.. .. expectant mothers	95	129	131	81	63	68
Re-visits	61	54	80	124	55	39
Post-natal visits	13	6	...
Ineffectual visits... ..	362	342	355	317	177	95
Total	2661	2537	2763	3278	2501	3056

VISITS TO THE CLINIC BY INFANTS AND CHILDREN FROM OUTSIDE THE BOROUGH.

Visits to the Clinic by Infants and Children outside the Borough have continued.

	1933	1934	1935	1936	1937	1938
No. of Children	67	71	69	70	70	67
.. Attendances	603	594	522	477	598	676
Barnoldswick	3	2	—	1	3	4
Barrowford	4	3	1	1	1	—
Cowling	1	2	—	—	—	—
Salterforth	—	—	—	—	—	2
Foulridge	13	19	14	13	14	17
Kelbrook and Earby	3	2	3	4	—	—
Nelson	26	27	33	38	35	23
Burnley	2	—	—	1	—	1
Trawden... ..	15	16	18	12	17	20
Total	67	71	69	70	70	67

RECORD OF WORK DONE AT THE INFANT WELFARE
CENTRE DURING THE YEARS 1933-1938 INCLUSIVE.

	1933	1934	1935	1936	1937	1938	
Number of Separate infants who attended the Clinic	Old ...	311	336	304	344	332	389
	New ...	423	374	418	356	353	308
	Total ...	734	710	722	700	685	697
Attendances made by children							
under 1 year... ..	4558	4190	4683	4540	4735	4502	
Between 1 and 2 years... ..	1734	1896	1364	1249	1308	1433	
„ 2 and 5 „	1961	1909	1694	1096	1026	1363	
Expectant Mothers attending ...	52	56	72	67	70	58	
Visits paid by Expectant Mothers	401	384	457	449	391	279	
Attendances made at the Clinic							
1st Quarter	1904	2032	2004	1628	1331	1946	
2nd „	2196	1981	1752	1579	1812	1779	
3rd „	2099	1829	1936	1903	2023	1899	
4th „	2054	2153	2049	1775	1903	1674	
Total	8253	7995	7741	6885	7069	7298	

THE INFANT CLINIC AT BANK HOUSE.

The accommodation at the Welfare Clinic, Bank House, consists of one Consulting Room, two Dressing and Weighing Rooms, a Kitchen and a large Waiting Room. The provision of an adequate shelter for perambulators is now a matter of some urgency.

The value of the Welfare Centre to the Town in counteracting the ill effects of poverty, bad housing and ignorance, cannot be over-estimated.

Efficient Ante-Natal Care is closely linked with Infant Welfare. The first two years of life are most important for laying the foundations of Physical and Mental effectiveness later in life. The Committee is urged, therefore, to continue and increase the scope of their educational efforts in Maternal and Infant Welfare.

SCHOOL CLINICS.

Clinic.	Situation.	Accommodation.	By whom provided.
Minor Ailment.	Bank House, Colne.	Waiting Room. Consulting Room. Dressing Room.	Local Authority.

Post-Meningitis	1
Otorrhœa	3
Miscellaneous	5

Many cases were brought by mothers, who have learned of the tonic value of irradiation. Several cases were referred by Local Practitioners.

THE ORTHOPÆDIC CLINIC.

The Diagnosis of the cases on the Clinic Register during the year 1938 are :—

Rickets	1
Birth Palsy	2
Talipes Calcaneo Valgus	2
Facial Palsy	1
Genu Valgum	8
Genu Varum	1
Subluxation	1
Talipes Equino Varus	2
Birth Fracture...	1
Miscellaneous	3

No. of children in hospital on December 31st, 1938	Nil
„ „ children admitted to orthopædic hospital during the year	1
„ „ children in hospital on January 1st 1938	1

Number of cases seen at the Orthopædic Clinic :—

No. of new cases	8
No. of cases seen by the Surgeon, 1938	22
„ „ examinations made by the Surgeon...	55
„ „ treatments given by the Nurse	10
„ „ cases refusing treatment	1
„ „ cases discharged not requiring further treatment	5
„ „ cases referred for X-Ray	1
„ „ cases referred for minor operation (Manchester)	—
„ „ cases transferred to School Clinic Register during the year	3

THE DENTAL CLINIC.

The number of cases under 5 years seen at the Dental Clinic :—

No. of children attending	70
„ extractions...	22
„ fillings	37
Advice given to cases	10
Dressings	36

THE TUBERCULOSIS DISPENSARY.

The Tuberculosis Dispensary is at Carr Road, Nelson, and is provided by the Lancashire County Council.

	Adults.	Children.
No. of cases admitted to Sanatoria ...	6	1
„ „ „ Pulmonary Hospital ...	11	—
„ „ „ General Hospital } ...	4	2
„ „ „ Special Hospital }		
„ „ granted Artificial Light Treatment ...	2	3
„ „ „ X-Ray Examination ...	81	15
„ „ „ Skin Hospital Treatment ...	—	—
„ „ „ Dispensary Supervision or Dispensary Treatment ...	70	19

Total number of cases under supervision on 31st

December, 1938	90
Pulmonary	55
Non-Pulmonary	34
Combined (Pulmonary and Non-Pulmonary)			1

Removed from the register during the year as recovered 17

THE VENEREAL DISEASE CLINIC is provided by the Lancashire County Council and is situated at Victoria Hospital, Burnley. The service is satisfactory. Local practitioners receive information as to the times at which patients can receive treatment at the Clinic and as to where the necessary utensils, compounds, etc., can be obtained for the treatment of such patients.

INSTITUTIONAL PROVISION FOR UNMARRIED MOTHERS, ILLEGITIMATE INFANTS, AND HOMELESS INFANTS.

Unmarried mothers are not refused admission to the Municipal Maternity Home in Colne. They may also be admitted to the Bank Hall Maternity Home, Burnley.

Illegitimate infants and homeless children, as well as unmarried mothers, are provided for, through the auspices of the Public Assistance Committee or the House of Help, Burnley.

INSTITUTIONAL PROVISION FOR THE CARE OF MENTAL DEFECTIVES.

Educable children are sent to the Central Lancashire Association for Mental Welfare School at Stanley Street, Colne, or to the Association's Institutions at Calderstones. Ineducable children are reported to the Mental Welfare Committee of the Lancashire County Council, to be placed in Certified Institutions when such a course is practicable or desirable.

3. (i) MIDWIFERY AND MATERNITY SERVICES.

The Maternal Care Scheme instituted in 1935 continues to grow in scope and usefulness.

THE COLNE MATERNAL CARE SCHEME.

This Scheme, which co-ordinates all agencies working in Colne for the care of mothers, makes it possible for all Colne mothers to obtain adequate medical and nursing supervision before, during, and after childbirth.

It has for its object the reduction of ill-health, and the prevention of loss of life, following upon childbirth.

The General Practitioners of Colne undertake the supervision of their own patients, and have the services of a Consultant Obstetric Specialist and a Dental Surgeon, the whole Scheme being under the

direction of the Medical Officer of Health. Ante-natal and Post-natal Clinics are conducted at the Ante-natal Department of the Christiana Hartley Maternity Home in Barrowford Road, by the Medical Practitioners, Municipal Midwives, and the Matron of the Home.

The advantages of the Scheme are available for patients, whether or not they are to be confined at the Maternity Home, and whether or not they have engaged a doctor for the confinement.

The Scheme has been extended by the provision of an Emergency Unit. This was thought to be necessary in order to deal with emergency arising in a patient's home.

To complete the Unit a panel of blood donors is being formed.

ANTE-NATAL AND POST-NATAL CARE.

Ante-natal Care and Post-natal Care form an important part of the Scheme, and this is undertaken by the patient's own doctor, at no charge to the patient. A Health Visitor attends the Ante-natal and Post-natal Clinics and co-ordinates the work of the Maternity Home and the Maternity and Child Welfare Centre. She makes frequent home visits to keep in touch with as many expectant mothers as possible.

A great deal of unnecessary discomfort and ill-health is borne by sensitive women who have a mistaken belief that such suffering is an inevitable accompaniment of childbirth.

There is now no reason why such suffering should continue, because opportunity is given for free private consultations with the physicians of the Scheme, at the Clinic, for all mothers. The best time for this is about six weeks after childbirth.

ANTE-NATAL CLINIC, 1938.

468 patients attended the Ante-natal Clinic attached to the Maternity Home and made 1,845 attendances during 1938.

246 patients were examined by their own doctors under the Maternal Care Scheme.

425 examinations were made by the doctors on the above 246 patients.

Of the 468 patients attending the Clinic, 157 were patients from outside the Borough of Colne who had doctors not participating in the Scheme.

75 patients were examined Post-natally by doctors.

Of the 329 notified births, only 18 of the mothers did not attend the Ante-natal Clinic.

The success of the maternal care scheme is reflected in the very high percentage of mothers taking advantage of its facilities (i.e. 96.6% of the total births).

ANCILLARY SERVICES.

Special services have been made available such as those of a Consultant, a Dentist, a Midwife to act as a Maternity Nurse, X-Ray examinations, Laboratory and Ambulance. In necessitous cases, milk etc., may be granted.

(ii) INSTITUTIONAL PROVISION FOR MOTHERS OR CHILDREN.

THE CHRISTIANA HARTLEY MATERNITY HOME, BARROWFORD ROAD.

The Christiana Hartley Maternity Home and Ante-Natal Clinic in Barrowford Road, now serves the Borough of Colne and the neighbouring districts of the County of Lancaster and of the West Riding of the County of York.

The accommodation available consists of fourteen maternity beds and two isolation beds. The Maternity Block contains two labour wards, sterilisation room, nursery, and duty room. There is also an Ante-Natal Clinic, Observation Block, Kitchen and Laundry.

The accommodation in the home has been very fully occupied throughout the year. Experience has shown the need for additional single rooms for the proper nursing of special types of cases, e.g., Difficult Labours, Post Eclampsia, Heart conditions, Cæsarean Section and Still Births, and particularly for the provision of Ante-Natal Beds.

The following table shows the number of patients admitted yearly to the Maternity Home since its inception in 1927.

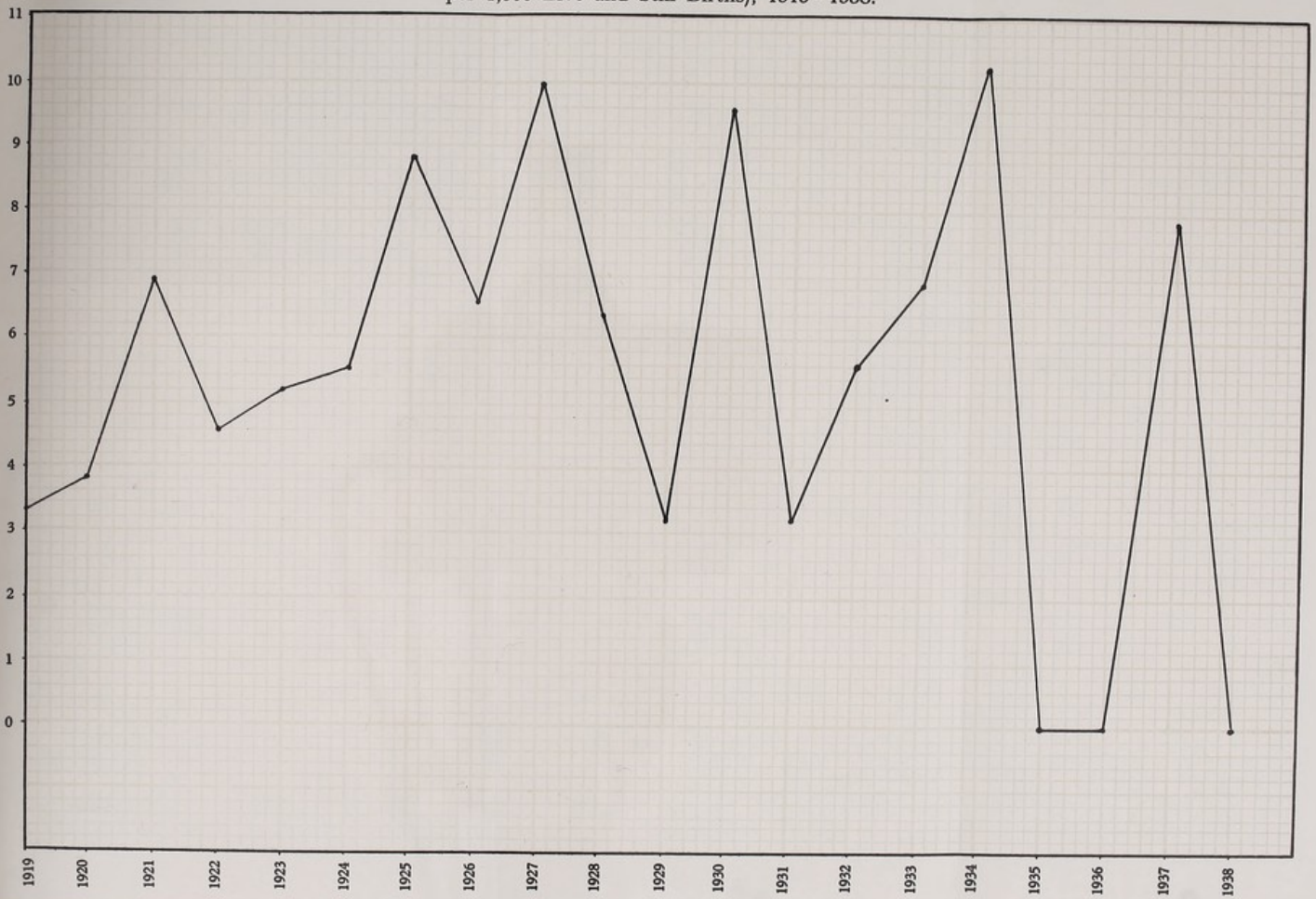
Year.						Patients admitted.
1927	51
1928	118
1929	128
1930	135
1931	145
1932	170
1933	186
1934	194
1935	(April 28th to December 31st)					161
1936	251
1937	225
1938	244


ANNUAL STATISTICS RELATING TO THE MUNICIPAL MATERNITY HOME, 1938.

	Borough of Colne	Lancs. C.C.	W.R. Yorks. C.C.	Other Areas	Total
(1) No. of cases in the home on 1st January, 1938	6	—	4	—	10
(2) No. of cases admitted during 1938	119	37	67	21	244
(3) No. of cases discharged during 1938	122	32	70	17	241
(4) No. of cases remaining Jan. 1st, 1939	3	5	1	4	13
(5) Average duration of stay ...	15 days	14 $\frac{3}{4}$ days	14 $\frac{1}{2}$ days	15 $\frac{3}{4}$ days	—
(6) No. of cases delivered by :—					
(a) Midwives	66	24	52	9	151
(b) Doctors	48	13	15	12	88
(c) Miscarriages	2	—	—	—	2
(d) B.B.A.	2	—	—	—	2
(7) No. of cases discharged unde- livered	1	—	—	—	1
(8) No. of applications for admis- sion granted	122	38	68	25	253
(9) No. of applications made for reduction of Fees	30	16	—	—	46
(10) No. of applications granted ...	30	8	—	—	38
(11) No. of cases in which medical assistance was sought by the midwife :—					
(a) Ante-Natal	3	1	5	—	9
(b) During Labour	16	3	12	—	31
(c) After Labour	28	10	28	3	69
(d) For Infant	2	—	3	—	5
(12) No. of emergency cases sent in by Doctors	12	—	3	4	19
(13) No. of cases notified as :—					
Puerperal Pyrexia	—	—	—	—	—
(14) No. of cases of Pemphigus Neonatorum	—	—	—	—	—
(15) No. of cases of Ophthalmia Neonatorum	—	—	—	—	—
(16) No. of cases of " Inflammation of Eyes " however slight ...	2	—	3	—	5
(17) No. of maternal deaths... ..	—	—	—	—	—
(18) No. of live births	111	36	60	20	227
(19) No. of twin births	1	—	2	—	3
(20) No. of Foetal deaths :—					
(a) Miscarriage... ..	2	—	—	—	2
(b) Stillborn	5	1	7	1	14

8 were Macerated at birth,
3 Spina Bifida and Hydrocephalus,
2 Anencephalic Monster,
1 Asphyxia Pallida.

MATERNAL MORTALITY RATE (*i.e.* No. of Maternal Deaths
per 1,000 Live and Still Births), 1919 - 1938.





(21) Emergency cases sent in by Doctors 19—Ante-Partum Hæmorrhage 6, Eclampsia 2 (1 Ante-Natal, 1 Post-Natal), Threatened Miscarriage 2, Threatened Eclampsia 4, Albuminuria with high blood pressure 4, Booked accommodation not available at Nelson Maternity Home 1.

(22) Details for which Medical Aid was sought by Midwives for :—

A. MOTHER—					
Before Labour :				Hydramnios with abnormal position	1
Albuminuria	3	Maternal Exhaustion	1		
Abnormal Presentation of Head	2	Secondary Uterine Inertia	4		
Breech Presentation	3	After Labour :			
High Blood Pressure... ..	1	Phlebitis	1		
During Labour :				Mastitis	4
Breech Presentation	1	Ruptured Perineum	57		
Abnormal Presentation	1	Abdominal Pain	1		
Contracted Pelvis	2	Mental Condition	1		
Persistent Occipito Posterior	3	Adherent Placenta	3		
Prolonged Labour	9	Retained Chorion	1		
Ante-Partum Hæmorrhage	2	Inflamed Swelling of Arm... ..	1		
Funis Presentation	1	B. INFANT—			
Extended Breech	4	Discharging Eyes	5		
Fœtal Distress	2				

(23) Ante-Natal Work :—

Number of patients attending Ante-Natal Clinic	468
„ attendances made at Ante-Natal Clinic... ..	1845
Of the 468 patients who received Ante-Natal supervision :—	
Delivered in Maternity Home... ..	241
Undelivered (due in 1939)	128
Municipal Midwife's patients	88
Approval refused by W.R.C.C. for admission to Maternity Home	7
Non-Pregnant	4
Doctors' Outside Patients	10

(24) Dr. Callam, the Consultant Obstetrician, was called in on 26 occasions for :—

MOTHER—					
Contracted Pelvis... ..	4	Eclampsia	3		
Ante-Partum Hæmorrhage	3	Adherent Placenta	1		
Transverse Lie	2	Acute Mastitis	3		
Streptococcal Infection of Arm... ..	1	Hydramnios with Hydrocephalus	1		
Transverse Arrest of Head	1	Threatened Eclampsia	1		
Head above brim at term	1	Repair of Cervix	1		
Toxæmia of Pregnancy	1				
Disproportion	1	INFANT—			
Placenta Prævia	1	Blister on buttock at birth	1		

The following operations were performed :—

- 6 for Cæsarian Section.
- 3 for Contracted Pelvis.
- 3 for Ante-Partum Hæmorrhage.

THE ANTE-NATAL CLINIC, CHRISTIANA HARTLEY MATERNITY HOME, BARROWFORD ROAD.

The Clinic has been in full use throughout the year. Sessions are held bi-weekly on Wednesday and Friday afternoon for patients seeking admission to the Home. In addition sessions are held on Monday afternoon by the Municipal Midwives. On other week days the Physicians of the Maternal Care Scheme hold sessions which are specially arranged.

The Clinic is situated to the East of the main building of the Home, from which it is entirely separate. The accommodation consists of Waiting Room and Sanitary accommodation, Dressing Cubicles, Laboratory, and two Consulting Rooms.

The following table shows the figures for Ante-Natal attendance since 1927 :—

Year.	No. of expectant mothers who attended.			No. of attendances at the Clinic.		
1927	44	202
1928	40	210
1929	131	327
1930	153	406
1931	209	678
1932	201	787
1933	262	919
1934	272	998
1935	318	1079
1936	397	1423
1937	436	1468
1938	468	1845

The Clinics and the Home serve not only Colne but the neighbouring County Districts.

It must be remembered also that the specially difficult and abnormal cases are selected for admission.

The area served has a combined population of approximately 60,000, and a maternity field of 329 births was served in 1938, thus involving increased responsibility, and justifying the specialised provision suggested.

The following table shows the number of Ante-Natal patients requiring in-patient treatment and the reason for admission during the years 1931-8.

Table showing the number of Ante-Natal Patients Requiring in-patient Treatment, 1931-1938.

1931	1932	1933	1934	1935	1936	1937	1938
11	17	22	16	7	29	26	30

ANTE-NATAL PATIENTS.

Of the 30 Patients in this category in 1938, the following conditions were noted.

Ante-Natal Patients (Requiring Admission in 1938) :—				Actually admitted 1938
Persistent Antepartum Hæmorrhage	...	4		4
Albuminuria with Œdema	6		2
Albuminuria and high blood pressure	11		6
Albuminuria	2		—
Threatened Miscarriage	2		2
Cardiac Distress	2		—
Hyperemesis Gravidarum	1		—
High Blood Pressure	2		1
Total ...				30
				15

MATERNAL MORTALITY.

There were no Maternal Deaths in the Borough during 1938.

Table showing the total number of Births and Stillbirths, and the total number of Maternal deaths for the last ten years.

Year.	Totals including County Cases and other Areas.		Borough of Colne only.	
	No. of Births.	No. of Maternal Deaths.	No. of Births.	Maternal Deaths.
1929	359	1	308	1
1930	351	3	312	3
1931	353	1	316	1
1932	376	3	315	2
1933	350	2	291	2
1934	382	3	291	3
1935	295	Nil.	262	Nil.
1936	368	Nil.	255	Nil.
1937	342	3	253	2
1938	329	Nil.	192	Nil.

(iii) HEALTH VISITORS.

The full time services of two Health Visitors are available. Increased visiting to expectant and nursing mothers is undertaken within the provisions of the Maternal Care Scheme. A table showing the Record of the Work of Health Visitors appears above under Section B. 1 (ii) d. page 15.

(iv) INFANT LIFE PROTECTION.

(Under Part I of the Children Act, 1908, as amended by the Children and Young Persons Act, 1932).

The Senior Health Visitor undertakes the supervision and inspection of children under the above Acts. There were no names on the register at the end of 1938.

(v) ORTHOPÆDIC TREATMENT.

Orthopædic conditions are treated as early as possible under the County Scheme. This work is reported upon in Section B. of the report, page 18.

The following up of the treated cases is carried out by the Health Visitors.

4. NURSING HOMES.

Action taken during the year 1938 :—

No. of Applications for registration	Nil
No. registered	Nil
No. of orders made refusing or cancelling registration	Nil
No. of appeals againsts such orders	Nil

No. of cases in which such orders have been—

(a) Confirmed on appeal... ..	—
(b) Disallowed	—

No. of applications for exemption from registration ...	1
No. (a) Granted	1
(b) Withdrawn	—
(c) Refused... ..	—

Section C.

LIST OF LOCAL ACTS, SPECIAL LOCAL ORDERS, GENERAL ADOPTIVE ACTS AND BYE-LAWS IN FORCE IN THE DISTRICT.

- Colne & Marsden Local Board Act, 1881.
 Colne Corporation Act, 1897.
 Colne Corporation Act, 1905.
 Colne Corporation Act, 1921.
 Colne Corporation Act, 1933.
 Public Health Acts Amendment Act 1890. (Except Sections 16 to 27, 32, 33, 36 and 47 repealed by P.H.A. 1936).
 Infectious Diseases (Prevention) Act, 1890. (Except Sections 5 to 15 and 17 repealed by P.H.A. 1936).
 Provisional Orders Confirmation No. 14 Act, 1903.
 Public Health Acts Amendment Act 1907 (Sections 17, 22, 86 and 94).
 Public Health Act, 1925 (Part 2, except Section 20 repealed by P.H.A. 1936),
 Housing of the Rural Workers Scheme approved by the Minister of Health, 12th February, 1939.

BYE-LAWS AND REGULATIONS :—

- New Streets and Buildings, 1925 :—
 Bye-Laws with respect to Common Lodging Houses, 1908.
 „ „ „ Slaughterhouses, 1908.
 Public Slaughterhouse Bye-Laws, 1933.
 Bye-Laws for the Regulation of offensive Trades, 1934.

1. (i) WATER

The town's Water supply is obtained from a catchment area of 780 acres near at hand on Emmott Moor. It is collected from the Moor from springs and Laneshaw Reservoir which has a capacity of 75 million gallons.

The reservoir is well situated, 858 feet above Ordnance Datum.

Corn Close Borehole, with pumping plant, was completed in 1937. The capacity of the borehole is 40,000 gallons per hour.

The supply is adequate and of excellent quality, giving satisfactory Bacteriological and Chemical Analysis. 20 Bacteriological and 8 Chemical Analyses were made during the year.

The average daily consumption per head of the population is approximately 27.3 gallons, of which 23.1 gallons is domestic and 4.2 trade.

Filtration is carried out by Bell's Mechanical Filters, Candy Filters and sand filtration.

No. of houses on constant direct supply...	7697
No. of houses supplied by stand pipe	—

A small number of houses are served by springs and wells, and two chemical analyses and seven bacteriological examinations of these waters were carried out, five of which were unsatisfactory. As a result of these examinations three houses were provided with towns water supply, and storage and distribution was improved in another case.

Copies of Analyst's Reports on the examination of the Town's Supply.

General Supply.

Appearance : Clear and bright.

Odour on Warming ($37^{\circ}\text{C}.$) : None.

Colour of 2ft. column (Lovibond units) : 0.5 yellow + 0.3 blue.

Sediment : Very minute. pH. value = 7.9.

Action on bright lead surface during 12 hours : Solvent—very slight.
Erosive—very slight.

Contents of sample :—

	Grains per gallon.	Parts per 100,000
Total solids, dried at $100^{\circ}\text{C}.$	9.10	13.00
Chlorides, equivalent to chlorine ...	1.12	1.60
Nitrates, ,, ,, nitrogen ...	0.00	0.00
Nitrites, ,, ,, ,, ...	nil	nil
Free and saline ammonia ...	0.0003	0.0004
Albuminoid ammonia ...	0.0034	0.0048
Oxygen absorbed at $80^{\circ}\text{F}.$ in 15 minutes ...	—	—
" " " 4 hours ...	0.031	0.044
Injurious metals (lead and copper) ...	nil	nil
Hardness (Clark degrees) :—		
Temporary, removable by boiling ...	2.5°	3.6
Permanent, after boiling ...	3.4°	4.8
Total ...	<u>5.9°</u>	<u>8.4</u>
Average number of bacteria growing on agar		
after 72 hours incubation at $20^{\circ}\text{C}.$, per cc....	...	86
Average number of bacteria growing on agar		
after 72 hours incubation at $37^{\circ}\text{C}.$, per cc....	...	1
Coliform bacilli after 48 hours incubation		
at $37^{\circ}\text{C}.$, per 100 cc.	0

Observations :—In my opinion, the present condition of this water is excellent for public supply.

(Signed), J. FIRTH.

35, Park Square, Leeds, 1,
29th June, 1938.

High Level Supply.

Appearance : Clear and bright.

Odour on warming ($37^{\circ}\text{C}.$) : None.

Colour of 2ft. column (Lovibond units) : 0.5 yellow + 0.4 blue.

Sediment : None. pH. value= 7.3 .

Action on bright lead surface during 12 hours : Solvent—very slight.
Erosive—very slight.

Contents of sample :—

	Grains per gallon.	Parts per 100,000
Total Solids, dried at $100^{\circ}\text{C}.$	8.96	12.80
Chlorides, equivalent to chlorine	1.02	1.45
Nitrates, ,, ,, nitrogen	0.028	0.040
Nitrites, ,, ,, ,,	nil	nil
Free and saline ammonia	0.0000	0.0000
Albuminoid ammonia	0.0003	0.0004
Oxygen absorbed at $80^{\circ}\text{F}.$ in 15 minutes	—	—
" " " 4 hours	0.002	0.003
Injurious metals (lead and copper)...	nil	nil

Hardness (Clark degrees) :—

Temporary, removable by boiling	2.5 ⁰	3.6
Permanent, after boiling	2.9 ⁰	4.1
Total	<u>5.4⁰</u>	<u>7.7</u>

Average number of bacteria growing on agar
after 72 hours incubation at $20^{\circ}\text{C}.$, per cc....

... .. 11

Average number of bacteria growing on agar
after 72 hours incubation at $37^{\circ}\text{C}.$, per cc. . .

... .. 1

Coliform bacilli after 48 hours incubation
at $37^{\circ}\text{C}.$, per 100 cc.

... .. 0

Observations :—In my opinion, the present condition of this water is excellent for public supply.

(Signed), J. FIRTH.

35, Park Square, Leeds, 1,
29th June, 1938.

35
RAINFALL.

Negretti & Zambra's Hyetograph Recording Rain Gauge at the Cemetery
Grounds. Diameter of Funnel: 6 inches.

SUMMARY OF READINGS, 1901 to 1938 (inclusive).

Total Rainfall for the year	Depth in inches	No. of Days on which rain fell	Total Rainfall for the year	Depth in inches	No. of Days on which rain fell
1901 ...	26'29	161	1920 ...	34'48	211
1902 ...	27'96	213	1921 ...	34'66	164
1903 ...	48'47	240	1922 ...	36'14	198
1904 ...	33'99	219	1923 ...	46'15	218
1905 ...	29'89	197	1924 ...	37'73	202
1906 ...	40'25	211	1925 ...	39'05	194
1907 ...	40'13	208	1926 ...	40'21	201
1908 ...	43'95	212	1927 ...	43'55	221
1909 ...	44'98	196	1928 ...	48'33	218
1910 ...	49'23	217	1929 ...	38'24	189
1911 ...	47'47	199	1930 ...	45'74	213
1912 ...	48'13	230	1931 ...	42'59	197
1913 ...	37'05	204	1932 ...	37'59	188
1914 ...	36'28	194	1933 ...	26'03	159
1915 ...	34'90	181	1934 ...	35'15	196
1916 ...	42'77	196	1935 ...	42'80	189
1917 ...	36'33	184	1936 ...	36'89	197
1918 ...	43'78	199	1937 ...	30'46	189
1919 ...	30'68	164	1938 ...	46'02	211

					Inches.
Average Annual Rainfall 1901-1938...	39'06
Heaviest rainfall for 1 month, 1901-1938:	January 1928	10'07
"	"	1 day of 24 h'rs 1901-1938:	June 24th, 1911...	...	2'64
"	"	1 hour 1901-1938:	July 11th, 1932	...	1'32
"	"	a short period (3 mins.) 1901-38:	July 11th, 1932	...	0'50
Lowest	"	1 month, 1901-1938,	June 1925	...	0'07

SUMMARY OF RAINFALL FOR 1938.

Month.	Depth in Inches.	No. of days on which rain fell.	
January ...	4'73	26	Monthly average 3'83 inches.
February ...	1'91	15	Heaviest rainfall for one month
March ...	1'13	11	October, 9'42 inches.
April ...	0'78	5	Heaviest rainfall for one day,
May ...	2'76	14	October 2nd, 1'32 inches.
June ...	4'04	17	Heaviest rainfall for one hour,
July ...	4'46	21	August 4th, 0'37 inches.
August...	5'67	19	Heaviest rainfall for a short
September ...	1'31	14	period (4 mins.) Aug. 4th,
October ...	9'42	24	0'25 inches.
November ...	4'87	21	Lowest rainfall for one month,
December ...	4'94	24	April, 0'78 ins.
Total... ..	46'02	211	

The height of the rain gauge above sea level is 618.74 feet.

„ „ „ „ ground is 3 feet.

Latitude $53^{\circ} 51' 20''$. N. Longitude $2^{\circ} 9' 25''$. W.

SEWAGE WORKS.

(On January 1st, 1935, a Negretti & Zambra's Hyetograph Recording Rain Gauge was installed. Diameter of funnel : 6 inches).

Rainfall for 1924 ...	46.35	Rainfall for 1932 ...	47.41
„ 1925 ...	46.07	„ 1933 ...	31.02
„ 1926 ...	46.95	„ 1934 ...	40.40
„ 1927 ...	50.27	„ 1935 ...	47.68
„ 1928 ...	55.34	„ 1936 ...	41.50
„ 1929 ...	45.69	„ 1937 ...	33.44
„ 1930 ...	52.29	„ 1938 ...	49.38
„ 1931 ...	48.59		

NOTES ON 1938 RAINFALL AT THE CEMETERY.

The rainfall was recorded on a Negretti and Zambra's Hyetograph using daily charts; the instrument was fixed on October 5th, 1934, to replace a similar Hyetograph with a three day chart.

The year as a whole was wet and was one of 18 years when the rainfall has exceeded 40.00 inches during the period of 38 years in which records have been taken.

The total rainfall for the year was 46.02 inches, being 6.92 inches above the average of 39.10 inches taken over the past 38 years.

Rain fell on 211 days, as compared with 189 in 1937.

On only 4 months, viz. February, March, April and September was the rainfall below the average for these months.

October, with 9.42 inches had the highest rainfall for any month in the year and was 5.21 inches above the average whilst April with 0.78 inches had the lowest rainfall for any month in the year and was 1.66 inches below the average. It is interesting to note that October had the equal highest rainfall and April had the lowest rainfall recorded for these months during the 38 years in which records have been taken.

Six days during 1938 had more than 1.00 inch of rainfall, as compared with one day in 1937. Though this rainfall is very heavy the intensity was not very great as the rainfall was spread over a number of hours, consequently little flooding was experienced.

Temperature readings were taken daily through-out the year. On one day, December 19th, the temperature reached 18° F. or 14° below freezing point, this being the lowest temperature of the year. It was equal with the lowest temperature recorded in 1937.

The highest temperature, 82° F., was recorded on July 21st, and was 7° F. below the highest temperature recorded in 1937.

(ii) DRAINAGE AND SEWERAGE.

EXTENSION OF SEWERAGE.

There are approximately 40 miles of sewers within the area. This does not include the sewers vested in the Trawden Urban District Council's Area which were connected up to the Corporation Sewer on February 1st, 1938.

Work is now in progress in the construction of the sewer for Wanlass Water Area, which includes the new Grammar School in course of erection.

SEWAGE DISPOSAL.

(i) *Water Carriage System.*

The arrangements for sewage disposal are concentrated at the Sewage Purification Works in Burnley Road. The plant and methods of treatment have again been satisfactory during the year, and no complaints of nuisance have been received.

(ii) *Septic Tank System.*

(a) In closely built up areas.

Far too many houses have in the past been allowed to be coupled up to an existing septic tank, and thus defeat the necessary object i.e.

settlement. However large the tank may be, a rest at some period of the daytime as well as at night is essential if a satisfactory effluent is to be obtained, and further, no septic tank should be allowed to be constructed unless provision is made for filtration and distribution with the outfall to an adequate stream.

The extension of the sewerage system to those areas where a water supply is available and septic tanks exist, would be a scheme worthy of consideration, if the public health is to be regarded.

2. RIVERS AND STREAMS.

The Lancashire Rivers Board is responsible for the supervision and protection of the rivers and streams in the area.

All complaints received by the Health Officers are dealt with locally as far as practicable. No complaints have been received during 1938.

Report furnished by Mr. A. FORTUNE, M.S.I.A. Senior Sanitary Inspector, under Article 27 of the Sanitary Officers outside (London) Regulations, 1935.

(i) CLOSET ACCOMMODATION.

There were 82 pail closets and 42 tanks or privies still in use in the area at the end of the year. In most of these instances there is an adequate supply of water, but no sewer available. Conversions to the water carriage system would necessitate the provision of a septic tank, but due caution should be taken before installations of these are carried out, to ensure that land and ditches are not fouled by the effluents therefrom.

During the year 103 waste water closets were converted into fresh water closets, the Corporation making a grant of £3 os. od. in each case. The Corporation scheme for the conversion of waste water closets is undoubtedly increasing in popularity judging by the number of applications received for the grant. Now that this type of convenience has been condemned as insanitary by the Public Health Act, 1936, and

there are still approximately 4,000 within the Borough, it would appear to be an opportune time to borrow the requisite amount of money to enable systematic conversion to be applied, and remove a danger to public health.

A water closet as defined by the new Public Health Act, 1936, means a closet which has a separate fixed receptacle connected to a drainage system and separate provision for flushing from a supply of *clean* water either by the operation of mechanism or by automatic action.

Conversions and additions in 1938 :—

Waste W.C's to fresh W.C's	103
Tank Closets to fresh W.C's	1
Pail Closets " " "	—
Additional fresh W.C's provided	10
Installed in new houses (occupied)	135

VARIOUS TYPES EXISTING AT THE END OF 1938.

	F.W.C's	W.W.C's	Tanks	Pails	Bins
Dwellinghouses ...	3559	3928	39	82	7059
Factories, Workshops and Lock-up Shops	707	48	—	—	195
Sunday Schools and Institutions ...	135	3	2	—	54
Day Schools ...	146	—	—	—	36
Public Buildings, Offices, etc. ...	139	11	—	—	63
Totals ...	4686	3990	41	82	7407

(ii) PUBLIC CLEANSING.

During the year under review the Health Committee requested that separate reports be submitted by the Medical Officer of Health and the Borough Surveyor, on the methods of collection and disposal of house refuse, with a view to the reorganisation of the present services. This matter is still under consideration.

(iii) SANITARY INSPECTIONS OF THE AREA.

The following is a summary of the 4,853 inspections made during the year :—

Dwellings P.H.A. and H.A.	587
" P.H.A.	1533
" Infectious Diseases	93
Common Lodging Houses	48
Houses-let-in-Lodgings	9
Alleged Dirty and Verminous Houses	23
Tents, Vans and Sheds	31
Suspected Overcrowding	5
Animals so kept as to be a nuisance	2
Bakehouses	103
Cowsheds, Dairies and Milkshops	95
Ice Cream Premises	41
Fried Fish Shops	54
Slaughterhouses	1162
Informal Milk Samples	—
Other premises where food is prepared	79
Offensive Trades and Marine Stores	50
Offensive Accumulations	10
Stable Premises	73
Schools	4
Factories	161
Workshops	43
Offices	8
Smoke Observations	220
Drains Inspected and Tested	330
Rag Flock Act	7
Rats and Mice Destruction Act	75
Water Samples	7
				<hr/>
				<u>4853</u>

ADDITIONAL SPECIAL VISITS, ETC.

Disinfecting and Stoving Houses after Infectious Disease	48
Removing Obstructions from W.C's Drains, etc. ...	234
Number of beds Disinfected by Steam	135
Number of Articles Disinfected by Steam	627

DEFECTS REMEDIED AND SANITARY IMPROVEMENTS CARRIED OUT
UNDER THE SUPERVISION OF THE SANITARY INSPECTOR.

Roofs Repaired	13
Chimney stacks pointed and repaired	11
External walls pointed and rendered free from dampness	8
Yards repaved or repaired	109
Walls and ceilings repaired	53
Windows repaired and made to open	22
Wood floors repaired	16
Site under floor concreted	3
New concrete floors provided	2
New wood floors provided	8
Hot water service installed	27
Baths provided	26
Ventilated food stores provided	9
Houses provided with town's water supply	5
Kitchen fire ranges, ovens and side boilers repaired or re-set	4
Fire grates (new) provided and fixed	59
Defective flues repaired	2
New doors provided or repaired	5
Eaves gutters and fall pipes repaired	38
Sink waste pipes trapped and repaired	32
New sinks provided	34
New drains constructed	102
Drains reconstructed	102
Rain water fall pipes disconnected	37
W.C. cisterns repaired	2
Water closet buildings repaired	85
Tippers repaired	63

Waste water closets converted (Corporation Scheme)...	103
Drains opened out for inspection	4
„ cleansed and repaired	258
Soil pipes repaired	2
Houses cleansed and limewashed	3
Houses sprayed to remove vermin	32
Defective dustbins replaced	4
Accumulations removed	6
Public well removed	1
Miscellaneous	11

TABLE OF NUISANCES RECORDED AND ABATED

Number of complaints received	438
„ „ informal notices served	118
„ „ statutory notices served	55
„ „ nuisances discovered	148
„ „ „ outstanding from 1937	30
„ „ „ abated	132
„ „ „ carried forward to 1939... ..	46

RATS AND MICE DESTRUCTION.

Seventy-five inspections were made to alleged rat infested premises. Several of these were found to be resulting from the demolition of property in clearance areas, early notification of which aided the department to deal with the matters so as to prevent recurrence. It transpired that the rodents had gained access under the living room floors through defective ventilating airgrates. After the laying of baits these were repaired and no further complaints were received.

During National Rat Week special attention was paid to the foul sewers and other known infested premises, with satisfactory results. Suitable posters were displayed on the public hoardings throughout the town and Red Squill poisons were available at cost price from the Health Department.

TENTS, VANS AND SHEDS.

Thirty-one visits were paid during the year to this type of movable dwelling, these being chiefly to vans in connection with the bi-annual fair. It was found necessary in three instances to apply the provisions of the Colne Corporation Act, 1933, which prohibits van dwellers from pitching on land within the Borough without previous consent in writing from the local authority.

COMMON LODGING HOUSES.

There is only one common lodging house within the Borough subject to annual licence, and this has been carried on quite satisfactorily.

HOUSES LET IN LODGINGS.

The Bye-Laws made by the Corporation under Section 6 of the Housing Act, 1925, defined "Lodging House" to mean a house or part of a house intended or used for occupation by the working classes and let in lodgings or occupied by members of more than one family.

There are five houses let in lodgings on the Borough Register containing 11 families.

OFFENSIVE TRADES.

The trades carried out in Colne under the above designation are :—
Gut Scraper 1; Tallow Melter 1; Tripe Boilers 2; Tanners 2;
Fellmonger 1; Leather Dressers 2; Rag and Bone Dealer 1.

In addition there are 19 Fried Fish Shops on the Register, one of which is subject to annual licence.

Fifty inspections were made of Offensive Trades and Marine Stores and 54 inspections to Fried Fish Shops. These businesses have been carried on without complaints arising during the year.

(iv) SHOPS AND OFFICES.

One hundred and sixty-one inspections were made to shops relating to ventilation, temperature, and sanitary conveniences, and no contraventions were found.

One exemption was granted in regard to sanitary conveniences.

Eight inspections were made to offices, and the sanitary conditions were found to be satisfactory.

CLOSING OF SHOPS.—Forty-four general inspections were made after the closing hours, and it was noted that the regulations were being observed.

A classified list of shops is set out below :—

ANALYSIS OF SHOPS WITHIN THE BOROUGH

Grocers (including 6 Off Licences)	140	Brought forward...	495
Ladies' Wear	37	Tripe Sellers	2
Butchers	36	Photographers	2
Sweets	28	Jewellers and Opticians	2
Confectioners and Cafes	28	Animal and Bird Foods	2
Cloggers and Boot and Shoe repairers... ..	34	Wine and Spirits	2
Fish Fryers	19	Glass and China Ware	2
Newsagents	18	Picture Framers	2
Tailors and Outfitters	16	Dry Cleaners	2
Garages, etc.	18	Herbalists	2
Hairdressers (Ladies)	19	Saddlers	2
Wireless and Electric	15	Pawnbroker	1
Green Grocery	13	Salt and General Dealer	1
Hairdressers (Mens)	14	Sewing Machines	1
Painters and Paperhangers	13	Lending Library	1
Furnishers	11	Brush Maker	1
Plumbers	9	Leather and Grindery	1
Ironmongers	6	Cheese	1
Chemists	7	Milk Purveyor only	1
Tobacconists	5	Second Hand Clothing	1
Florists	4	General Store	1
Printers	5	Bookstall	1
			<hr/>
Carried forward...	<hr/> 495		526
		Market Hall	25
		Vacant Shops	80
			<hr/>
			631
			<hr/>

(v) CAMPING SITES.

No applications were received for the use of sites on the area for camping purposes.

(vi) SMOKE ABATEMENT.

During the year 220 observations have been made of the 37 factory chimneys within the borough. Only one case of excessive emission of black smoke was observed, and the circumstances were such as not to warrant the institution of proceedings.

Number of observations of half hour duration	220
„ „ cases of excessive emission of black smoke	1
„ „ Statutory notices served	Nil

Amount of Black Smoke in minutes	$\frac{1}{2}$	1	$1\frac{1}{2}$	$4\frac{1}{2}$	6
Number of Occasions	6	3	2	1	1

Result of Observations :—	Black.	Moderate.	Light or none.
Total smoke in minutes ...	$19\frac{1}{2}$	1540'5	5040
Average smoke in minutes ...	'002	7'002	23'0

Standard time allowed per hour for emission of black smoke :—

1 boiler	5 minutes.
2 boilers	6 „
3 boilers	7 „
4 or more boilers ...	10 „

(vii) SWIMMING BATHS AND POOLS.

There are no privately owned swimming baths or pools open to the public in the area. The Corporation owns Public Baths and Swimming Pools, which were opened in 1909.

They consist of the following :—

An Adult Swimming Pool, Children's Swimming Pool, Shower and Foot Baths, with Dressing Cubicles, sanitary accommodation, and seats for spectators. There is also a series of medicated baths.

To ensure the satisfactory condition of the water there is a constant flow through the purification system. This consists of sand filtration, aeration, chlorination, and the addition of chemical coagulants.

(viii) ERADICATION OF BED BUGS.

Council or private houses are inspected and disinfested upon complaints of infestation from owner or occupier.

(1) (a) No Council houses were found to be infested.

(b) Twenty-two other houses (i) were found to be infested and (ii) twenty-two were disinfested.

(2) In cases of infestation of houses all wallpaper is stripped and woodwork removed, prior to spraying the walls, floors and crevices with Zaldecide insecticidal fluid twice within fourteen days. All defective plasterwork is then made good. Occasionally, in cases of severe infestation, it has been found necessary to follow up with a fumigant (Fumoid Lamps) in order to achieve the desired result.

(3) When tenants are removed to Council houses all bedding is passed through a steam disinfector before being transferred to the new house. Furniture is subjected to Hydrogen Cyanide disinfestation.

(4) Disinfestation of Clothing and bedding is carried out by the local authority and Hydrogen Cyanide disinfestation of furniture by private contractor.

(5) Quarterly inspections are carried out by the Borough Surveyor's Department. There have been no cases of infestation or re-infestation after the tenants have been removed into Council houses.

4. SCHOOLS.

The sanitary conditions and water supply of the Public Elementary Schools are satisfactory. A programme of improvement of buildings and equipment is proceeding yearly.

The health of the scholars is safeguarded by Medical Inspection. It has not been necessary to close any of the schools on account of Infectious Disease during 1938. Exclusion from school of cases and contacts, and a careful search for carriers in classes and departments, has proved effective in limiting the spread of infectious disease.

Active immunisation against Diphtheria and Scarlet Fever is provided and attempts are being made to obtain as high a percentage of immune children as possible. There were 13 cases of Scarlet Fever and 10 cases of Diphtheria during the year.

These matters are more fully discussed in the School Medical Report appended.

Section D.

HOUSING.

Number of new houses erected during the year :—

(a) Total including numbers given separately under (b)	135
(i) By the Local Authority	114
(ii) By other Local Authorities	—
(iii) By other bodies and persons	21

(b) With state assistance under the Housing Act :—

(i) By the Local Authority	114
(ii) By other bodies or persons	—

Total Number of New Houses built by the Local Authority under Various Acts, to the end of 1938.

(1) Housing Act 1919	56
(2) Housing Act 1924	442
(3) Housing Act 1925, Part III	132
(4) Housing Act 1930	384
	<hr/>
	1014
	<hr/>

I. Inspection of Dwellinghouses during the year. :—

(1) (a) Total number of dwellinghouses inspected for housing defects (under Public Health or Housing Acts)	203
---	-----

(b) The number of inspections made for the purpose	403
---	-----

(2) (a) Number of dwellinghouses (included under subhead (1) (a) above) which were inspected and recorded under the housing Consolidated Regulations, 1925 and 1932	122
--	-----

(b) The number of inspections made for the purpose 244

(3) Number of dwellinghouses found to be in a state so dangerous or injurious to health as to be unfit for human habitation 87

(4) Number of dwellinghouses (exclusive of those referred to under the preceding sub-head) found not to be in all respects reasonably fit for human habitation. 40

(2).—*Remedy of Defects during the year without Service of formal Notices :—*

Number of defective dwellinghouses rendered fit in consequence of informal action by the Local Authority or their officers 38

(3).—*Action under Statutory Powers during the year :—*

(a) Proceedings under Sections 9, 10 and 16 of the Housing Act, 1936.

(1) Number of dwellinghouses in respect of which notices were served requiring repairs :— 2

(2) Number of dwellinghouses which were rendered fit after service of formal notices :—

(a) By owners... .. 1

(b) By Local Authority in default of owners —

(b) Proceedings under Public Health Acts :—

(1) Number of dwellinghouses in respect of which notices were served requiring defects to be remedied 26

(2) Number of dwellinghouses in which defects were remedied after service of formal notices :—		
(a) By owners...	...	4
(b) By Local Authority in default of owners		—
(c) Proceedings under Sections 11 and 13 of the Housing Act, 1936 :—		
(1) Number of dwellinghouses in respect of which Demolition Orders were made...	...	2
(2) Number of dwellinghouses demolished in pursuance of Demolition Orders	...	—
(d) Proceedings under Section 12 of the Housing Act, 1936 :—		
(1) Number of separate tenements or underground rooms in respect of which Closing Orders were made	...	2
(2) Number of separate tenements or underground rooms in respect of which Closing Orders were determined, the tenement or room having been rendered fit	...	—

Housing Act, 1936 Part IV. Overcrowding.

(a) (i) Number of dwellings overcrowded at the end of the year	...	1
(ii) Number of families dwelling therein	...	1
(iii) Number of persons dwelling therein	...	6
(b) Number of new cases of overcrowding reported during the year	...	2
(c) (i) Number of cases of overcrowding relieved during the year	...	14
(ii) Number of persons concerned in such cases	...	80

(d) Particulars of any cases in which dwellinghouses have again become overcrowded after the Local Authority have taken steps for the abatement of overcrowding Nil

Two new cases of overcrowding were discovered during the year, and these have been abated.

Fourteen cases were relieved throughout the year, 4 of which were in the course of slum clearance operations. The six cases of overcrowding in the Corporation Housing Estate were relieved by the removal of the tenants into larger houses.

There is now only one case of overcrowding in the Borough which is not of a serious nature.

HOUSING CONDITIONS.

1. GENERAL OBSERVATIONS.—Housing conditions in Colne are still unsatisfactory in spite of a real attempt by some owners to recondition their property in the true sense of the word, by the provision of bathrooms, hot water systems, wood floors in lieu of flag floors, concreting of sites and the provision of cooking and washing facilities, thus maintaining the standard set by the Council in the re-housing of persons from insanitary areas.

It is to be regretted that owners of working class property do not avail themselves of Section 51 of the Housing Act, 1936, when they contemplate reconditioning their property. The reason may be due to the fact that property owners' associations do not acquaint their members of the provisions of this section, which appears to have been designed for their protection. If co-operation could be obtained in this direction then they would become a cog in the machinery devised for making houses fit for human habitation for a specified period of years.

In the Borough there are approximately 120 unfit houses still to be dealt with under Section 25 of the Housing Act, 1936, in addition to the 186 back-to-back houses comprising the Nineveh Area, and there are still in the town 237 back-to-back and 206 single type houses requiring attention under the Housing Act.

Progress Summary of Five Years Slum Clearance Programme at the year ending December 31st, 1938.

CLEARANCE AREA	Date of Ministry of Health Inquiry	Date of Confirmation Order	No. of Houses in Area	No. of Houses Excluded	No. of Persons Displaced	No. of Persons Re-housed	No. of Houses Erected	No. of Houses Demolished	REMARKS
Windy Bank No. 1	All sites purchased by Corporation under Agreement		88	5*	309	310	62 A3 Type 8 A.I.B. Type	83 (1934)	Not accepted in 5 years programme. *Undertaking accepted.
Waterside	29-1-35	26-5-36	206	16*	483	520	96 A3 Type 20 A1 Bungalows	180 (1937-8)	*Business premises, etc.
Windy Bank No. 2	7-4-36	26-8-36	27	—	79			27 (1938)	
Windy Bank No. 3	7-4-36	26-8-36	10	—	31			1 (1937)	
Windy Bank No. 4	7-4-36	26-8-36	9	—	24			2 (1938)	
Post Office Yard	7-4-36	26-8-36	6	—	20	330	66 A3 Type	1 (1937)	
Court Street	7-4-36	26-8-36	3	—	16			1 (1936)	
Rook Street	7-4-36	30-9-36	19	—	58			—	19 houses and shops.
Church Meadows	7-4-36	30-9-36	19	—	103			—	do.
Sagar Fold No. 1	6-8-36	—	12*	—	32			—	*Corporation property.
Sagar Fold No. 2	16-12-36	19-5-37	10	—	25			3 (1938)	
Dent Square	16-12-36	19-5-37	14	11*	15			—	*10 houses Corpn. prop. 1 H. & S. excl.
Buck Street	16-12-36	19-5-37	31	2*	71			11 (1938)	*Undertaking accepted.
Colne Lane No. 1	16-12-36	19-5-37	17	—	34	240	48 A3 Type	10 (1938)	
Colne Lane No. 2	16-12-36	19-5-37	17	—	44			17 (1938)	
Colne Lane No. 3	16-12-36	19-5-37	13	—	27			13 (1938)	
Colne Lane No. 4	16-12-36	19-5-37	2	—	4			2 (1938)	
Intake Farm	16-12-36	19-5-37	2*	—	3			—	*Corporation property.
Carry Bridge No. 1	28-9-37	16-3-38	7	—	20			—	
Carry Bridge No. 2	28-9-37	31-3-38	2	—	3			—	
Carry Bridge No. 3	28-9-37	31-3-38	11	—	21			—	
Newtown	28-9-37	16-3-38	46	—	100			—	
Colne Lane No. 5	28-9-37	16-3-38	15	—	24			—	
Gosling Yard	28-9-37	16-3-38	5	1*	10			—	*To be dealt with—Sec. 12 H.A. 1936.
Windy Bank No. 5	28-9-37	16-3-38	4	—	15	280	56 A3 Type	—	
Windy Bank No. 6	28-9-37	16-3-38	4	—	13			1 (1938)	
Primet Hill No. 1	28-9-37	16-3-38	6	—	11			—	
Cross St. West No. 1	28-9-37	16-3-38	11	—	32			—	
Primet Cottages	28-9-37	16-3-38	2	—	13			—	
Hagg Cottages	28-9-37	16-3-38	4	—	10			—	
Colne Edge	28-9-37	16-3-38	2*	—	3			—	*Corporation property.
Bents	6-12-38	—	2	—	0			—	
Cross St. West No. 2	6-12-38	—	8	—	35			—	
Emmott Lane	6-12-38	—	2	—	4			—	
Green Road	6-12-38	—	7	—	11			—	
Knotts Lane	6-12-38	—	17	2*	22			—	*Corporation property.
Langroyd Road	6-12-38	—	4	—	10		8 A4 Type	—	
Old Earth	6-12-38	—	4	—	3	184	20 A3 Type	—	
Primet Bridge	6-12-38	—	14	3*	31		6 A1 Type	—	*Reconditioning scheme accepted.
Queen Court	6-12-38	—	4	—	6			—	
Burnley Road	6-12-38	—	7	7*	—			—	*Reconditioning scheme accepted.
Keighley Road	6-12-38	—	2	2*	—			—	* do.
Reed Row	6-12-38	—	6	6*	—			—	* do.
White Walls Cottages	—	—	5*	—	11			5	*Corporation property.
Cloth Hall Yard and Hirsts Yard	—	—	8*	—	29			8	* do.
Cook House Cottages	—	—	2*	—	—			2	* do.
Flass Cottages	6-12-38	—	2*	—	4			—	* do.
TOTALS			718	55	1819	1864	390	367	

INDIVIDUAL HOUSES - SECTION 12, HOUSING ACT, 1936.

Situation of Premises	Date of Representation to Local Authority	Date of Closing Order	No. of persons displaced	Remarks
6, Spring Lane	16-9-37	15-12-37	2	Undertaking accepted.
10, Mill Green	10-2-38	27-4-38	1	
5, Bannister Square	10-3-38	1-6-38	1	

INDIVIDUAL HOUSES - SECTION 11, HOUSING ACT, 1936.

Situation of Premises	Date of Representation to Local Authority	Date of Demolition Order	No. of persons displaced	Remarks
16a, Colne Lane	10-2-38	27-4-38	2	
11, Carry Bridge	10-3-38	1-6-38	2	
28, St. John Street	15-8-38	—	4	
22a, Colne Lane	10-2-38	—	2	Undertaking accepted.

THE UNIVERSITY OF CHICAGO

PHILOSOPHY DEPARTMENT

PHILOSOPHY 101

LECTURE NOTES

BY [Name]

DATE

TOPIC

CHAPTER

SECTION

LECTURE

DATE

TOPIC

CHAPTER

SECTION

LECTURE

DATE

PROCEEDINGS UNDER SECTIONS 11 AND 12, HOUSING ACT, 1936.

Six houses have been dealt with during the year. A summary of the action taken is appended at the foot of the Housing Progress Table following page :—

2. SUFFICIENCY OF SUPPLY OF HOUSES.

(a) *Extent of Shortage* :—There does not appear to be any actual shortage of houses at the present time. In fact there is a number of larger houses vacant in the town. The problem is one of fitness, position, and suitability of houses rather than shortage. The Corporation have already built 390 houses for rehousing persons from Clearance Areas, and 102 houses, 2 houses and shops, and 27 bungalows without Government Grant.

(b) *Changes in Population* :—There is a continued decline of the population due to natural decrease and migration. This is likely to continue.

(3) UNHEALTHY AREAS :—During the year 13 clearance areas were represented, involving 79 properties. A Ministry of Health Inquiry was held on the 6th December, 1938, when schemes in connection with the reconditioning of four of these areas were agreed upon by the Corporation, and the areas were withdrawn from the inquiry.

The following summary indicates the progress of the five years slum clearance programme up to the end of the year.

Section E.

INSPECTION AND SUPERVISION OF FOOD.

(a) MILK SUPPLY.

Ninety-five inspections were made of the milk producing farms within the Borough in addition to frequent visits to milkshops and dairies.

During the year 5 Statutory and 7 informal notices have been served with regard to insanitary cowsheds, etc., and 7 Statutory and 7 Informal notices have been complied with. The approximate cost of repairs carried out to meet the requirements of the Milk and Dairies Order 1926, is £185.

Three owners have undertaken, voluntarily, structural alterations and improvements to their farm buildings, including provision of new cowshed, dairy, middenstead, floors, additional light and drainage, at an approximate cost of £215.

85% of the milk producing farms in the borough are reasonably satisfactory as regards buildings, etc. The remaining 15% require structural alterations, and efforts will be made during the coming year to secure compliance with all outstanding notices.

The purveying of ungraded milk in bottles is increasing in popularity in the district, and complaints have been received regarding the keeping quality of such milk. Upon investigation the facts have revealed that the methods of sterilization of bottles and utensils were unsatisfactory. It is regrettable that there is no provision in the Milk and Dairies Order which compels the introduction of steam for sterilization of bottles and utensils, a very necessary factor for aiding the keeping qualities of milk.

DAIRIES, COWSHEDS AND MILKSHOPS:—

No. of Registered Cowkeepers	83
„ „ Butter Makers or Stock Rearers	22
„ „ Wholesale Milk Producers	21

No. of Producers and Retailers	40
„ „ Purveyors only	74
„ „ Purveyors from outside the Borough	29
„ „ Licensed Retailers of Tuberculin Tested Milk ...	15
„ „ „ Producers „ „ „ ...	2
„ „ „ Retailers of Pasteurised Milk	19
„ „ Inspections to above classes	95

SUMMARY OF WORK EXECUTED AT FARMS.

New Floors... ..	6
Walls rendered smooth in cement	8
Light and ventilation improved	14
Wholesome water supply provided	4
Dairies provided	2
New middensteads provided	1
Drainage improved	4

ACTION UNDER TUBERCULOSIS ORDER, 1925, AND DISEASES OF ANIMALS ACTS, 1894-1925.

No animals were dealt with under the above order up to March 31st, 1938.

The Tuberculosis Order, 1938, superseded the 1925 Order on April 1st, 1938, and no reports have been received in connection with animals examined during the subsequent nine months of the year.

(b) MEAT AND OTHER FOODS.

MEAT.—During the year, at the Public Abattoirs and the several slaughterhouses, 19,114 animals (2,687 Beasts; 55 Calves; 2,121 Pigs; 14,251 Sheep) were slaughtered for human consumption, and all were inspected. The amount of unsound meat destroyed during the year was 9 tons 9 cwts. 0 qrs. 17 lbs., the composition of which is shown in the table on the next page. 186 special notifications of slaughter were received during the year and of these 36 carcasses were found to be diseased and required special examinations.

TABLE SHOWING THE NUMBER AND CLASS OF ANIMALS
SLAUGHTERED AND CONDEMNED.

	Cattle (excluding Cows)	Cows	Calves	Sheep and Lambs	Pigs
Number killed... ..	2238	449	55	14,251	2,121
Number inspected	2238	449	55	14,251	2,121
All diseases except Tuberculosis :—					
Whole carcasses condemned	0	1	1	0	1
Carcasses of which some part or organ was condemned	112	22	0	6	188
Percentage of the number inspected affected with disease other than Tuberculosis	5·0	5·1	1·8	·04	8·9
Tuberculosis only :—					
Whole carcasses condemned	3	1	1	—	—
Carcasses of which some part or organ was condemned	150	158	—	—	150
Percentage of the number inspected affected with Tuberculosis	6·8	35·2	1·8	—	7·1

MEAT AND FOOD DESTROYED.

	Tons.	Cwts.	Qrs.	Lbs.
Carcasses of Beef (5 beasts)	1	—	—	6
Portions of Beef	1	6	—	24
" " Veal	—	1	3	14
Carcasses of Pork (1 pig)	—	—	2	4
Portions " " (116 heads)	—	13	1	27
Plucks	—	5	1	11
Heads	1	2	1	22
Livers	—	16	1	18
Lungs	1	19	1	—
Offal... ..	2	3	2	3
Total	9	9	—	17

Amount of Tuberculous Meat destroyed—7 tons, 12 cwts., 0 qrs., 21 lbs.

TABLE SHOWING THE NUMBER OF CARCASES INSPECTED DURING THE YEAR, TOGETHER WITH THE AVERAGE PER WEEK.

	Cows.	Cattle other than Cows.	Calves	Pigs	Sheep	Total
Total Inspected ..	449	2238	55	2121	14251	19114
Average per week ..	8.6	43.0	1.0	40.8	274.0	367.5
At the Abattoirs ..	399	650	34	670	4299	6052
At Private Slaughter-Houses	50	1588	21	1451	9952	13062

Number of Notices of Special Slaughter—186.

BYE-LAWS AS TO FOOD:—

The attention of the Council is again directed to the powers they have, to make Byelaws as to Food, contained in Section 105 of the Colne Corporation Act, 1933. It is suggested that early consideration should be given to the formation of such byelaws.

There are on the Registers of the Department:—

Butchers' Shops	35
Fried Fish Shops (3 licensed)	19
Ice Cream	{	Manufacturers and Vendors	16
		Vendors only	8
Cooked Meat Shops	51
Private Slaughterhouses:—						
Number Registered	3
„ Licensed	1

BAKEHOUSES.

No. on Register	48
No. of Inspections	103
Nuisances found—Limewashing overdue	4

BASEMENT BAKEHOUSES.—A review of these premises was carried out under the provisions of the Factories Act, 1937.

In one instance the premises were found to be entirely unsuitable for the purpose, and the occupier was given notice to discontinue using the premises.

In the two other cases the certificates were renewed subject to certain sanitary improvements being carried out.

(c) ADULTERATION OF FOOD AND DRUGS.

The Food and Drugs (Adulteration) Act, 1928 is administered by the County Police Authorities. Superintendent Pickering's report on the samples taken is as follows :—

Milk	36
Tinned Peas	1
Blackcurrant Jam	1
Sardines	1
Jar of Pickles	1
Lancashire Cheese...	1
Tinned Salmon	1
Tea	1
Rice	2
Sugar	1
Coffee	1
Butter	1
Custard Powder	1
Lard	1
Barley	1
Baking Powder	1
Fruit Salad	2
Tinned Cream	2

All the samples were genuine with the exception of 1 tin of Cream which was not quite up to the standard required, but no action was taken in the matter by the County Analyst.

(d) CHEMICAL AND BACTERIOLOGICAL EXAMINATION
OF FOOD.

The examinations of the above samples are not carried out by the Colne Borough Council. The Laboratory examinations made on behalf of the Colne Borough Council have already been reported upon earlier in this report. They take place at the Public Health Laboratory at Burnley.

(e) NUTRITION.

Lectures on this subject and demonstrations of Cooking have been given to the Women's Social Service Club and other voluntary organisations in the town.

A Milk Week was organised in conjunction with the National Milk Publicity Council in October.

Suitable literature on diet and food values is distributed at the Maternity and Child Welfare Clinics, and every opportunity is taken to impress the importance of adequate nutrition.

On the practical side examination of the percentage of Hæmoglobin in the school children classified as suffering from malnutrition has been carried out. This matter is fully reported upon in the School Medical Report appended.

(f) SHELL FISH (Molluscan.)

There are no shell fish layings within the district.

Section F.

PREVALENCE OF AND CONTROL OVER INFECTIOUS AND OTHER DISEASES.

2. Seventy cases of infectious disease were notified during the year particulars of which are set out in the tables on page 61.

Only sporadic cases of Scarlet Fever and Diphtheria occurred.

Active immunisation against Diphtheria and Scarlet Fever is provided for the school and pre-school population. This work is reported upon under Section B.I. (ii) (d).

Diphtheria, Scarlet Fever and Puerperal Antitoxin, are stocked at the Health Department and issued as required, to general practitioners in the area.

SMALLPOX.—The Vaccinated population in Colne is far too low. It invites a serious state of affairs should an epidemic break out. I strongly recommend parents to have their babies vaccinated as early as possible after birth.

HOSPITAL ACCOMMODATION.

Negotiations with regard to hospital accommodation for cases of infectious disease were brought to a satisfactory conclusion during the year and the Borough became a constituent member of the Burnley Joint Hospital Board on October 1st. Under this arrangement adequate hospital accommodation for all cases of infectious diseases will be provided.

INCIDENCE OF NOTIFIABLE DISEASES (other than Tuberculosis).

DISEASE.	Under 1 year	1 year	2 years	3 "	4 "	5 "	10 "	15 "	20 "	35 "	45 "	65 and over	Total cases notified	Cases admitted to Hospital	Total deaths
Small-pox
Scarlet Fever	1	1	5	4	1	...	1	13	8	1
Diphtheria	1	...	1	1	2	1	...	2	1	...	1	10	8	2
Enteric Fever (including Para-typhoid)
Puerperal Pyrexia	2	2
Acute Pneumonia (Primary and Influenza)	2	1	1	7	1	1	3	8	11	...	35	...	21
Erysipelas	1	2	4	...	8
Ophthalmia Neonatorum...	1	1
Dysentery (Sonne Type)	1	1
Totals.....	3	2	1	2	2	14	7	2	7	12	15	3	70	16	24

NOTIFIABLE INFECTIOUS DISEASES.—Case rates per 1,000 population.

	England & Wales	Colne
Small-pox	—
Scarlet Fever	2.41	0.59
Diphtheria...	1.58	0.45
Enteric Fever	0.03	—

4. (a) PREVENTION OF BLINDNESS.

No action has been taken during the year under Section 176 of the Public Health Act, 1936.

For all infants born at the Maternity Home a modification of the Credé method of treating the eyes has been adopted since 1938. (A 1 % solution of Silver Nitrate is used instead of a 2 %).

(b) TUBERCULOSIS.

It has not been found necessary to enforce the provisions of the Public Health (Prevention of Tuberculosis) Regulations, 1925, with reference to persons suffering from pulmonary tuberculosis, employed in the milk trade, or Section 172 of the Public Health Act, 1936.

TUBERCULOSIS.

New cases and mortality during 1938.

Age Periods.	New Cases.				Deaths.			
	Pulmonary		Non-Pulmonary		Pulmonary		Non-Pulmonary	
	Male	Female	Male	Female	Male	Female	Male	Female
Under 1 year
1 year	1	1
5 years	1
10 ,,	2
15 ,,	1	3	1	2
20 ,,	3	2	1	2	...
25 ,,	1	4	...	2	2	4
35 ,,	3	...	2	...	2	2	1	...
45 ,,	2
55 ,,	1
65 and upwards
	8	10	5	7	4	8	3	1
	18		12		12		4	

The ratio of Non-notified Tuberculous Deaths to total Tuberculous Deaths is 1 in 16.

The notification of Tuberculosis is reasonably efficient.



Borough of Colne

EDUCATION COMMITTEE

Annual Report


FOR THE YEAR 1913

BY THE

School Medical Officer

R. S. ROBINSON

SALESMAN





Borough of Colne.

EDUCATION COMMITTEE.

Annual Report

FOR THE YEAR 1938

BY THE

School Medical Officer.

R. E. ROBINSON,
M.A., M.R.C.S., L.R.C.P., D.P.H.



Corporation of Colma

IMMIGRATION COMMISSION

Annual Report

FOR THE YEAR 1922

BY THE

School Medical Officer

M. E. ROBINSON
SCHOOL MEDICAL OFFICER

COLNE EDUCATION COMMITTEE.

Alderman J. W. Hird, J.P. *Chairman.*

His Worship the Mayor (*ex-officio*).

Alderman J. E. Keighley, J.P.

„ R. Knight, J.P.

„ R. S. Pilling, J.P.

Councillor A. D. Bailey, J.P.

„ E. A. Foulds.

„ A. Parkinson, J.P.

„ A. Pickles.

„ W. Riddiough.

„ H. Snell.

„ R. Whalley.

„ G. E. Wilmore.

County Councillor E. Tye.

Mr. R. Duckworth, J.P.

Mr. E. Phillips.

Rev. L. P. Burnett, M.A.

Rev. J. H. Short.

Miss G. B. Ayre, O.B.E., J.P.

Director of Education : Mr. H. W. Croasdale.

STAFF:

School Medical Officer : R. E. Robinson, M.A., M.R.C.S. L.R.C.P., D.P.H.

Specialist Ophthalmic Surgeon : W. H. Keip, M.B., B.Ch., D.O.

Specialist Aural Surgeon : Donald Watson, M.B. Ch.B., F.R.C.S.

Dental Surgeon : S. Gordon Ross, L.D.S.

School Nurses :

Miss A. Ward, S.R.N. Miss A. Willman, S.R.N., S.C.M.

Clerk : Mrs. E. Mosley (part time).

REPORT
OF THE
School Medical Officer
FOR THE YEAR 1938.

SCHOOL CLINIC,
BANK HOUSE,
COLNE,

May, 1939

To the Chairman and Members of the Colne Education Committee.

MR. CHAIRMAN, LADIES AND GENTLEMEN,

I have the honour to submit to you the Annual Report for the year 1938.

In September last, the School Medical Services were inspected by one of the Board's Medical Officers.

Much attention has been given to the question of malnutrition with a view to determine, if possible, to what extent the unemployment of the parents was the cause. The findings of the survey are happily contrary to one's expectation, due chiefly to the very wise provision of milk and free meals to those in need.

The year's work has been exceedingly pleasant, thanks to the support of the Chairman and members of the Education Committee, to the Director of Education and teaching staff for their co-operation and to the staff for their assistance.

I have the honour to be,

Ladies and Gentlemen,

Your obedient Servant,

R. E. ROBINSON


GRAPH SHOWING SCHOOL POPULATION:-

Black line denotes average number of children on register. Red line denotes average attendance.



GRAPH

Black line denotes average



GENERAL INFORMATION.

Population of the Borough 1938 (Estimated)	22,170
Area in acres	5,939
Number of Elementary Schools	8
Number of School Departments	12
Number of Children on Register, 31st March, 1938 ...	2,362
Number of Children in average attendance for the year ended 31st March, 1938	2,140

DISTRIBUTION OF THE SCHOOL POPULATION for the year ended 31st March, 1938,

School	Average No. on Register	Average Attendance
Christ Church Mixed and Infants	103	93
Laneshaw Bridge Council Mixed and Infants ...	74	64
Lord Street Council Mixed	287	268
" " " Infants	155	128
Park Central Council Senior	358	337
" " " Junior	274	238
Primet Council Mixed	181	166
" " Infants	131	112
Sacred Heart R. C. Mixed	221	202
" " Infants	97	83
West Street Council Mixed	343	310
" " Infants —	165	139
	2389	2140

1.

STAFF.

The Staff of the School Medical Service is set out on page 1.

2. CO-ORDINATION.

The School Medical Officer is also Medical Officer of Health and Medical Superintendent of the Maternity and Child Welfare Service, so that there is close co-ordination of the work of the Departments, and all these services are centred in one building.

The School Dental Surgeon sees all children needing dental treatment here, making transference from one department to another easy.

The School Nurses work in liason with the Maternity and Child Welfare Nurses.

It is regretted that legal difficulties have held up the building of the Nursery School.

The care of debilitated children under school age is obtained through the Maternity and Child Welfare Scheme by

Private Medical Practitioners.

School Treatment Clinics.

The Local Hospital.

Special Hospitals.

Orthopædic Clinic.

The Health Visitors visit the children at their homes, advise the parents to obtain medical advice from their own Doctor, when this is required, or to bring the children to the Welfare Centre.

3. SCHOOL HYGIENE.

The general hygienic condition of the Public Elementary Schools is being raised by a programme of improvement of buildings, sanitary accommodation and equipment.

Special attention should be directed towards providing all Infants Departments with furniture suited to the needs of young children.

There is need for removal of some antiquated desks at the West Street Infant School, which are decidedly dangerous to the young scholars.

The new Senior School in Primet should relieve the undesirable congestion at the present Senior School, and also give more space to the remaining schools in the Borough.

4. MEDICAL INSPECTION.

Routine inspections were carried out in three groups of children in the schools.

- (1) Entrants—Children starting school life.
- (2) Intermediates—Children between eight and nine years of age.
- (3) Children aged twelve.

Special cases of all ages who were referred by the heads of the various schools, or whose parents asked for an examination, were inspected at special sessions held at the Clinic.

These included :—

- (1) Children selected for admission to Thursby Convalescent Home. Lytham-St.-Annes.
- (2) Workers, immediately before presenting themselves before the Juvenile Employment Committee.
- (3) Children sent to the minor ailment clinic for special examination.
- (4) All children who attend for special purposes such as orthopædic treatment, artificial sunlight treatment, immunisation, intelligence tests, etc.

5. FINDINGS OF MEDICAL INSPECTIONS.

(a) NUTRITION (or general well-being).

In the present state of our knowledge there is no true standard of assessing the nutrition of children. There are so many factors involved that no two observers would classify the same batch of children alike. In assessing a child the various factors are taken into account. The general well-being of the child is taken into consideration, the general appearance, facial expression, carriage, posture, the condition of the mucous membranes, the tone and functioning of the muscular system, and the amount of subcutaneous fat.

Using these standards the findings are described in Table II B.

TABLE II B.
CLASSIFICATION OF THE NUTRITION OF CHILDREN INSPECTED
DURING THE YEAR IN THE ROUTINE AGE GROUPS.

Age-groups.	Number of Children Inspected	A (Excellent)		B (Normal)		C (Slightly subnormal)		D (Bad)	
		No.	%	No.	%	No.	%	No.	%
Entrants	300	18	6.0	280	93.33	2	0.67	—	—
Second Age-group	284	26	9.15	241	84.86	17	5.99	—	—
Third Age-group ...	231	18	7.79	205	88.75	8	3.46	—	—
Other Routine Inspections ...	232	36	15.52	191	82.33	5	2.15	—	—
TOTAL ...	1047	98	9.36	917	87.58	32	3.06	—	—

It will be noticed that 9.36% of the children are classified as excellent, that 87.58% as normal and 3.06% as slightly subnormal. There were none classified as bad.

An attempt was made to determine the actual state of nutrition of the 32 children classified as subnormal. It was assumed that the percentage of the Hæmoglobin in the blood would indicate the well being of the child.

The parents of the 32 children were written to inviting the children to the clinic for a small investigation. Of this number invited only 20 were agreeable to a Hæmoglobin estimation being performed, the parents of seven objected to their children submitting to a blood test and the remaining five children were absent through other causes.

The Hæmoglobin was estimated by the Hellige apparatus, which is a modification of the Sahle, and represents at 100%, 14.2 grams of Hæmoglobin per 100 cubic centimetres of blood.

95% is the average percentage for a child.

Of the twenty examined, two gave an estimation of 95% and one gave as low a figure as 66%, the remainder varied from from 77% up to 82%.

Of the same number examined, two children only were those whose parents were unemployed.

As there are at least 20% of the employable persons in Colne unemployed the numbers of subnormal nutrition are below the numbers of unemployed, and owing to the very generous provision of meals and free milk the cause of this malnutrition is definitely not due to unemployment of the parents.

Perhaps it would not be out of place to express the desirability of there being a much greater consumption of such articles of diet as Whole Meal brown bread, Cheese, Lentils, Herrings, Eggs, Butter, Green Vegetables and Milk, and less of the Meat Pies and Soft Sweets. These foods are good value for money and are within the reach of a moderate purse.

(b) UNCLEANLINESS.

92.6% of all children examined were found to be clean.

Special efforts are being made to eradicate the presence of vermin. A strict standard is applied, and frequent inspections made.

In tabular form the findings are:—

	Groups	Clean	Dirty	% Clean
Entrants ...	Boys ...	159	3	98.2
	Girls ...	123	15	87.8
	Total ...	282	18	93.7
Intermediates ...	Boys ...	144	2	98.7
	Girls ...	112	26	76.8
	Total ...	256	28	89.1
Leavers ...	Boys ...	123	—	100.0
	Girls ...	95	13	86.4
	Total ...	218	13	94.1

	Groups		Clean	Dirty	% Clean
Workers	Boys	...	112	—	100'0
	Girls	...	102	13	87'3
	Total	...	214	13	94'0
Grand Total			970	72	92'6

CLEANLINESS :—

The standard of cleanliness for School Children required by the Board of Education is that each child should have a clean body and head free from vermin or the signs of vermin. The presence of one nit in the hair is recorded as an unclean head.

It is regrettable that in spite of health propaganda, there were still a few girls with unclean heads.

(c) MINOR AILMENTS AND DISEASES OF THE SKIN.

These consisted of Minor Injuries, Enlarged Glands, Impetigo, etc., and were treated at the Minor Ailment Clinic.

At School Medical Inspections 53 cases of Enlarged Glands, 14 of Minor Defects, and 7 cases of skin diseases were found which required treatment. In addition 2 cases of Minor Defect and 65 of Enlarged Glands were found which only required observation.

In addition to those found at routine inspections 219 Minor Defects (171 of which required treatment) 28 cases of Enlarged Cervical Glands, 27 requiring treatment, 2 cases of Ringworm, 9 of Scabies, 6 of Impetigo and 44 cases of other skin diseases were brought as special cases and dealt with at the School Clinic.

(d) VISUAL DEFECTS AND EXTERNAL EYE DISEASE.

During the year 89 children were found at routine inspections to have defective vision, of these 58 required treatment and parents were notified of this, the remaining 31 requiring to be kept under observation. Seventeen children were found to have squint and 7 of these were referred for treatment.

Two cases of Blepharitis were found at routine medical inspection.

Special cases brought forward at the Clinic and at inspections included 82 of defective vision, 70 of which required treatment, 14 of squint, all of these requiring treatment, 1 of Blepharitis, 7 of Conjunctivitis, 1 of Corneal Opacity and 12 other cases of minor eye defects, (10 requiring treatment).

VISION :—

In the routine examinations 89 cases, or 16 more than in 1937, were found. The distribution was as follows :—

	Entrants.		Intermediates.		Leavers.		Workers.		Specials.		Total.	
	Boys	Girls	Boys	Girls	Boys	Girls	Boys	Girls	Boys	Girls	Boys	Girls
No. Examined	162	138	146	138	123	108	112	115	4	1	547	500
No. Defective	—	2	16	13	15	14	15	14	—	—	46	43
% ..	—	1.4	10.9	9.4	12.2	12.9	13.4	12.1	—	—	8.4	8.6

SQUINT :—

Tabulated below are the findings at routine inspections :—

	Entrants.		Intermediates.		Leavers.		Workers.		Specials.		Total.	
	Boys	Girls	Boys	Girls	Boys	Girls	Boys	Girls	Boys	Girls	Boys	Girls
No. Examined	162	138	146	138	123	108	112	115	4	1	547	500
No. with Squint	4	2	4	4	—	1	—	2	—	—	8	9
% ..	2.4	1.4	2.7	2.9	—	0.9	—	1.7	—	—	1.4	1.8

The number of children operated on for the removal of Tonsils and Adenoids have dropped from 102 in 1937 to 73 in 1938. Children suffering from enlarged tonsils and adenoids are instructed in breathing exercises and encouraged to take fortifyers such as Cod Liver Oil. By this means it is hoped to still reduce the number of operations for removal.

It would be advantageous to the Service if there was closer co-operation between the physical exercise experts and the School Medical Service with a view to establishing breathing exercises early.

(f) EAR DISEASE AND DEFECTIVE HEARING :—

Seven children were found to be suffering from Otitis Media and 3 from other ear diseases.

Specially brought forward were 5 cases of Otitis Media and 5 of other ear diseases, all of which required treatment.

(g) DENTAL DEFECTS :—

In addition to the Annual Inspection carried out by the School Dentist, the School Medical Officer makes an examination of each child's mouth at the routine medical inspection.

Many children were found at routine inspections to be in need of dental treatment and were told to attend the School Dental Clinic or to go to their own family dentist.

The report of Mr. S. Gordon Ross, the School Dental Officer, will be found on pages 20-28.

(h) ORTHOPÆDIC AND POSTURAL DEFECTS :—

Three cases of Rickets, 2 cases of Spinal Curvature and 39 of other Deformities, mostly of the chest wall, were found at routine medical inspections, 27 of these, consisting of 3 cases of Rickets, 1 of Spinal Curvature and 23 of Other Deformities required treatment, the others requiring observation only. In addition, 2 cases of Spinal Curvature, 1 of Rickets, and 16 of Other Deformities, all requiring treatment, except one case of Spinal Curvature, were specially brought forward.

(i) HEART DISEASE AND RHEUMATISM :—

Four children were found with organic heart disease and 2 with functional heart disease. Of these, 4 children with organic heart disease and 1 with functional heart disease were in need of treatment.

Nine special cases were also seen, 7 with organic heart disease and 2 with functional heart disease; 7 cases of organic heart disease and 1 of functional heart disease required treatment.

(j) TUBERCULOSIS :—

During the year the number of cases notified of Tuberculosis in school children were :—

Pulmonary	Nil
Non-Pulmonary	2

One case of Spinal Tuberculosis and 2 cases of Tubercular Glands of the Neck were seen at Medical Inspection, and one other form of Tuberculosis was specially seen.

Every encouragement is given by the Tuberculosis Officer for the area, Dr. McPhee, to give advice on school children whose chest condition merits a thorough investigation. Two such children were sent but fortunately were found to be free from evidence of active tubercle infection.

(k) OTHER DEFECTS AND DISEASES:—

Eight cases of Anæmia were found at routine medical inspections, and 17 cases of Anæmia were seen at special inspections.

Twenty-four cases of Bronchitis and 10 of other disease of the lungs were brought forward, 13 at routine inspections and the remainder as special cases.

One case of Nervous Disease was seen at routine inspection and, in addition, 6 children were specially brought forward, 3 with Epilepsy, and the remaining 3 with Chorea.

6. FOLLOWING UP.

Children who are found to be defective at the school medical examinations, are visited by the School Nurses to ensure that treatment is instituted.

Visits are paid by the nurses to the schools and the homes of the children. The home conditions are investigated. Cases of bad clothing and insufficient footgear are specially followed up and conditions righted.

During the year the school nurses made 791 home visits and 342 school visits. For uncleanliness and verminous conditions 10,283 inspections were made.

7. ARRANGEMENTS FOR TREATMENT.

Children found to be defective at the routine and special school inspections by the School Medical Officer, and who require treatment, are referred for treatment.

- (a) to their own family doctor,
- (b) the School Clinic or one of its Departments,
- (c) the Orthopædic Clinic,
- (d) The Tuberculosis Dispensary,
- (e) or other Special Clinic or Hospital.

Children may also be referred to the School Clinic for treatment by Private Medical Practitioners, School Teachers, Parents, School Nurses, School Attendance Officers, N.S.P.P.C. Officials or other persons.

In cases of neglect appropriate measures are taken to enforce proper treatment.

(a) THE MINOR AILMENT CLINIC work has increased during the last five years, as the following table shows:—

No. of cases undischarged	1938	1937	1936	1935	1934
on January 1st.....	124	107	120	165	140
„ new cases admitted	1767	1772	1389	1634	1551
„ cases discharged...	1777	1755	1406	1620	1469
„ attendances at Clinic	9275	8949	6061	6947	6273
„ „ per child	4.90	4.76	4.02	3.86	3.71

(b) THE ARTIFICIAL SUNLIGHT CLINIC.—During 1938, 3013 treatments were given to 97 children, aged 5-14 years. 59 children were admitted and 59 were discharged.

The Clinic continues to do good work. There has been a careful selection of cases. The administration of artificial sunlight is a useful adjunct, in suitable cases, to other forms of treatment.

The number of cases dealt with were these:—

Anæmia	8
Anæmia and Malnutrition	2
Malnutrition or Debility...	11
Otorrhœa...	7
Abscesses	4
Bronchitis, Bronchial Catarrh or Asthma	14
Enlarged Cervical Glands	23

Eye Conditions	2
Rickets	2
Deformities	3
Post-Infectious Diseases	7
Post-Tonsillectomy	1
Enlarged Tonsils and Glands	4
Rheumatism	4
Impetigo	1
Alopecia	1
Other Conditions	2

(c) THE IMMUNISATION CLINICS.

These Clinics have been held regularly throughout the year. To be effective they will have to serve a much larger percentage of the non-immune school population.

One form of active immunisation has been made available, namely against Diphtheria.

DIPHTHERIA. The children, whose parents have signed acceptance forms of active immunisation against Diphtheria, receive a course of inoculations selected according to age and susceptibility.

	1938
Number accepting Diphtheria Immunisation during the year ...	24
Number actually immunised	93
Number of attendances for Immunisation	
1st visits	93
Re-inspections	94
Number of Diphtheria Immunisation Clinics held	18

More intensive efforts to increase the number of acceptances for diphtheria immunisation would appear to be necessary, since the percentage of the school population already protected is still insufficiently high.

	1936	1937	1938
No. of children brought forward	223	—	—
No. of children accepting Scarlet Fever Immunisation	25	—	16
No. of these requiring Immunisation	116	—	16

	1936	1937	1938
No. actively Immunised... ..	101	6	16
No. of Clinics held	13	2	6
Total number of Clinics held for Immunisation ...	27	24	6
Total number of attendances ...	331	281	16
1st Visits ...			
Re-inspections	837	506	46

(d) THE DENTAL CLINIC :—

The work of the School Dentist, Mr. S. Gordon Ross, is the subject of a special report which is published under this cover, pages 20-28.

In addition to his work among the school children there is also recorded elsewhere, his dental practice among pre-school children.

(e) THE REFRACTION CLINIC :—

During 1938, 95 children were examined, spectacles were recommended in 80 cases and 75 pairs of spectacles were supplied through the Clinic. In 7 other cases lenses only were supplied and a further 2 pairs of spectacles were supplied to children with prescriptions from the Hartley Hospital. One boy, was supplied with a glass eye.

(f) THE EAR, NOSE AND THROAT CLINIC :—

Mr. Donald Watson, of Bradford, the consultant surgeon to the Hartley Hospital, again performed operations for removal of tonsils and adenoids in 65 cases during the year, being 7 fewer than in 1937 and 8 other school children were similarly treated in 1938 at the Hartley Hospital, under other arrangements, as against 30 in 1937.

(g) OPHTHALMIC CLINIC :—

Mr. W. H. Keip, Ophthalmic Surgeon, continued to act as consultant ophthalmic surgeon. The treatment given included refractions, operative treatment for squint, treatment of keratitis, injuries to the eyes and congenital abnormalities. Under the Local Authority's Scheme 45 cases had benefit of treatment at the Ophthalmic Clinic and 11 cases received benefit under other arrangements.

(h) THE ORTHOPÆDIC CLINIC.

The Lancashire County Council continues to supply the services of an Orthopædic Surgeon and special nurses at their Clinic at Nelson where the Colne cases are seen. Very good results have been obtained in these cases. It is to be regretted that a few parents do not carry out the instructions given by the Specialist, and in some cases do not attend the Clinic when informed to do so.

The work done for patients at Biddulph Grange Hospital continues to be appreciated.

At the Nelson Clinic 10 new cases were referred for advice and treatment and 3 were transferred from the Infant Welfare Register.

Full details of the work of this Clinic for Colne children are:—

Number of cases seen by the Surgeon—35

„ examinations made by the Surgeon—76

„ treatments given by the Nurse—85

„ cases refusing treatment—4

„ cases discharged not requiring further treatment—6

Diagnosis of the cases attending are:—

Scoliosis	1	Congenital Subluxation ...	2
Infantile Hemiplegia ...	2	Old Fracture... ..	1
Genu Varum	1	Hammer Toes	2
Genu Valgum	6	Deformity of Chest ...	2
Postural Defect	5	Spastic Diaplegia	2
Congenital Dislocation Hip	1	Other Deformities	10

Number of cases admitted to Hospital during the year—Nil.

„ „ discharged from Hospital during the year—Nil.

„ „ sent for X-Ray during the year—2.

The Orthopædic work for children under five years of age is reported upon separately in the general health report.

8. THE PREVENTION AND SPREAD OF INFECTIOUS DISEASES.

To detect and prevent the spread of Infectious Diseases various means are adopted.

Information is obtained by :—

- (a) Statutory notification by Medical Practitioners and others to the Medical Officer of Health, who is also school Medical Officer.
- (b) Weekly returns made by the Head Teachers of absences and ascertained cause to the School Attendance Officers, who inform the School Medical Service.
- (c) The Health Nurses.
- (d) The School Attendance Officers.
- (e) Daily return of fresh cases reported to be absent on account of infectious disease, during its prevalence.

The Administrative action taken includes :—

- (a) Isolation of the patient at home.
- (b) Transference of patient to Isolation Hospital if the home is unsuitable or the patient's condition necessitates removal.
- (c) Exclusion from school of contacts.
- (d) Disinfection of homes, articles of clothing, books, etc.
- (e) Visits to school of Nurses and School Medical Officer to detect and exclude suspicious cases.
- (f) The disinfection of schools.
- (g) The improvement of the sanitary condition and ventilation of schools.
- (h) The certification of fitness to return to school by the School Medical Officer of all infectious cases or contacts.
- (i) Active Immunisation of susceptible children.

The following table gives a comparison in the numbers of cases of Scarlet Fever and Diphtheria amongst school-children notified in Colne during the years 1932 to 1938, inclusive:—

	1932	1933	1934	1935	1936	1937	1938
Scarlet Fever ...	15	160	66	25	10	11	10
Diphtheria ...	14	12	3	3	1	1	3

9. OPEN-AIR EDUCATION.

There is no open-air school and there are no open-air classrooms at the Colne Schools. Classes were conducted in the school playgrounds when weather permitted. The Committee should consider the early provision of a residential Open-air-School. Such an institution is very greatly needed in Colne to establish health and nutrition among delicate children.

10. PHYSICAL TRAINING.

The scheme for Physical Training was based on the Syllabus of Physical Training for Schools issued by the Board of Education in 1933.

The Board of Education have approved the appointment of Physical Training Organisers (one man, one woman) to devote their time to the Colne and Nelson Education Committees and the adjoining County Area.

As mentioned in an earlier paragraph closer co-operation should exist between the physical training experts and the School Medical Service.

SCHOOL BATHS.

These were again well patronised in 1938. 8,371 attendances by 515 children (246 boys and 269 girls) were made. Although the figures for attendances at the School Baths are higher than in 1937, there is still room for further improvement. By far the number of attendances are made by the same children.

11. PROVISION OF MEALS.

Under Section 82-84 of the Education Act, 1921, power is given to Local Authorities to provide meals to children whose education suffers through lack of food. During the year 128 children from 60 families were provided with 18,416 dinners. In 1937, 132 children from 61 families were provided with 17,131 dinners. The dinners are well served and of a highly nutritious nature.

The centre at West Street is exceedingly well run by the two ladies. Much credit is due to them for the success of this provision. The extension of the scheme to allow of the purchase of dinners at small cost by scholars would be of great benefit.

During the year an increased number of school children in Colne have been drinking one third of a pint of Grade "A" tuberculin tested milk per school day. During 1938, 25 children from 14 families were provided with 2,466 bottles of milk free. In 1937, 23 children from 13 families were provided with 2,319 bottles free.

Ten children from 4 families received both milk and dinners.

The continued supply of Tuberculin Tested Milk in the schools is very satisfactory. There is evidence that this supply has improved the nutrition of many children.

12. CO-OPERATION OF PARENTS, TEACHERS, SCHOOL ATTENDANCE OFFICERS AND VOLUNTARY BODIES.

Thanks are again due to the above-named for the great help they have given in facilitating medical and dental treatment of the school children.

Inspector Robinson, of the N.S.P.C.C. has been most useful in helping to deal with unsatisfactory parents. Cases of neglect in Colne have been few, but nevertheless a watchful eye has been kept in the interests of those children who have come under our notice as meriting close and constant observation.

Through the generosity of the Executors of the late Sir John Thursby 9 Colne children (4 boys and 5 girls) greatly benefited by a stay at St. Annes-on-Sea. The Home was open from April to October and we are grateful that such facilities were provided. We are also indebted to Mrs. Watson, for making the necessary arrangements for the children's stay.

13. SPECIAL CHILDREN.

Blind, Deaf, Defective and Epileptic children are discovered at routine and special school inspections and school clinics. They are also referred to the School Medical Officer by teachers, parents, guardians, school attendance officers and others.

(a) Two girls attended the Deaf School at Burnley.

(b) There are 5 children of school age at the Central Lancashire Association Mental Welfare School in Stanley Street.

It is estimated that throughout the country there are 8 per 1000 Mentally Deficient and Backward children in the school population. It would benefit these children and the teachers, if special classes were provided for such children in Colne.

CHILD GUIDANCE CLINIC.—Through the enterprise of Mr. Kershaw, of Accrington, a clinic of this nature is in the process of being formed. The Committee is to be congratulated on its wisdom on agreeing to contribute Colne's quota for such a scheme.

14. EMPLOYMENT OF CHILDREN AND YOUNG PERSONS.

Twenty-five applicants were examined for employment certificates and certificates were granted.

15. NURSERY SCHOOLS.

There are no Nursery Schools in Colne, but a site at West Street donated by the Misses Ayre, is ideal for a Nursery School. During the year plans were evolved and approved by the Board of Education for a Nursery School to be built.

The Nursery School is still being held up; this is regrettable, as its establishment would complete the link in the chain of the child training.

BOROUGH OF COLNE.

REPORT

OF THE

School Dental Surgeon

FOR THE YEAR 1938.

To the Chairman and Members of the Colne Education Authority.

LADIES AND GENTLEMEN,

I have the honour of presenting to you the Annual Report on the School Dental Clinic for the year 1938.

All children needing treatment were seen and treated at the Clinic when permission was given by the parents or guardians.

In many cases the same obtained when those parents had refused permission, and it often seems that notices are marked "no permission" or perhaps not even signed for little or no reason.

Otherwise it is difficult to understand why children are sent to the clinic, in some cases only a week or two after receipt of a note saying they are not to be seen or treated. Of course, in such cases, the children are seen.

There is a definite increase in the work done; this perhaps tending to show an added interest in the work of this department.

Notes are frequently sent saying the child will have treatment otherwise than at the clinic, but in most cases, subsequent inspections show that with the possible extraction of some teeth (many of which might have been conserved by filling, etc.) no treatment of any kind has been sought, and the result is that the teeth are in a still more deplorable state.

The impression is still too widely held that the temporary teeth are of little or no importance, and that conservation is totally unnecessary. There could be no greater misapprehension. They are of value equal to the succeeding permanent dentition, and all means should be taken of preserving them until they are replaced by the latter.

I remain,

Your obedient Servant,

S. GORDON ROSS.

Children Inspected.—

Age	Park	West St.	Lord St.	Primet	Sacred Heart	Christ Church	L'shaw Bridge	Total
5	29	55	53	20	38	10	8	213
6	48	64	71	20	41	14	9	267
7	41	57	59	24	28	14	12	235
8	41	68	38	33	23	9	4	216
9	28	39	37	20	28	3	5	160
10	30	38	29	37	10	4	3	151
11	55	19	20	14	14	6	6	134
12	56	14	11	17	16	6	6	126
13	45	10	9	13	7	4	4	92
14	16	3	5	4	2	2	1	33
					Total	<u>1627</u>

Children referred for Treatment:—

Age	Park	West St.	Lord St.	Primet	Sacred Heart	Christ Church	L'shaw Bridge	Total
5	23	47	43	18	32	9	7	179
6	38	53	54	19	32	10	8	214
7	31	41	46	23	22	12	10	185
8	28	55	27	30	21	7	4	172
9	23	29	24	16	24	3	5	124
10	25	29	19	32	5	3	3	116
11	41	17	15	11	9	3	6	102
12	41	12	8	11	15	6	5	98
13	32	8	7	10	6	4	4	71
14	14	2	4	2	2	2	1	27
					Total	<u>1288</u>

Children needing no attention on Inspection:—

Age	Park	West St.	Lord St.	Primet	Sacred Heart	Christ Church	L'shaw Bridge	Total
5	6	8	10	2	6	1	1	34
6	10	11	17	1	9	4	1	53
7	10	16	13	1	6	2	2	50
8	13	13	11	3	2	2	—	44
9	5	10	13	4	4	—	—	36
10	5	9	10	5	5	1	—	35
11	14	2	5	3	5	3	—	32
12	15	2	3	6	1	—	1	28
13	13	2	2	3	1	—	—	21
14	2	1	1	2	—	—	—	6
					Total	<u>339</u>

No. of Children Treated :—

Age	Park	West St.	Lord St.	Primet	Sacred Heart	Christ Church	L'shaw Bridge	Total	
5	9	26	29	13	22	3	5	107	
6	19	31	32	12	24	5	2	125	
7	17	24	26	14	19	8	6	114	
8	16	37	16	17	19	8	2	115	
9	15	26	17	16	17	2	5	98	
10	25	22	18	11	6	2	6	90	
11	33	14	13	8	10	3	1	82	
12	27	11	5	6	13	5	3	70	
13	25	5	7	6	6	3	3	55	
14	14	—	2	2	2	2	—	32	
Total							<u>888</u>

No. of Children attending Clinic twice or more times :—

Age	Park	West St.	Lord St.	Primet	Sacred Heart	Christ Church	L'shaw Bridge	Total	
5	2	11	20	6	18	1	—	58	
6	5	16	24	15	21	3	2	86	
7	15	11	30	9	11	7	4	87	
8	6	17	8	14	12	1	—	58	
9	9	7	11	8	14	—	1	50	
10	6	9	7	5	4	1	—	32	
11	16	3	3	2	5	—	—	29	
12	38	5	4	3	2	—	1	53	
13	22	—	1	3	3	2	—	31	
14	16	—	—	—	1	1	—	18	
Total							<u>502</u>

PARK.

	With one.	With two.	With three.	With four.	
Six years old with decayed permanent teeth ...	3	3	3	—	Total number of permanent teeth decayed 18.
Six years old with fillings in permanent teeth ..	2	1	1	—	Total number of fillings in permanent teeth 7.

WEST STREET.

	With one.	With two.	With three.	With four.	
Six years old with decayed permanent teeth ...	3	4	2	—	Total number of permanent teeth decayed 17.
Six years old with fillings in permanent teeth ...	1	1	1	—	Total number of fillings in permanent teeth 6.

LORD STREET.

	With one.	With two.	With three.	With four.	
Six years old with decayed permanent teeth ...	4	4	1	—	Total number of permanent teeth decayed 15.
Six years old with fillings in permanent teeth ...	4	2	—	1	Total number of fillings in permanent teeth 12.

PRIMET.

	With one.	With two.	With three.	With four.	
Six years old with decayed permanent teeth ...	—	1	1	—	Total number of permanent teeth decayed 5.
Six years old with fillings in permanent teeth ...	1	—	1	—	Total number of fillings in permanent teeth 4.

	With one.	With two.	With three.	With four.	
SACRED HEART.					
Six years old with decayed permanent teeth ...	4	Total number of permanent teeth decayed 6.
Six years old with fillings in permanent teeth ...	1	...	1	...	Total number of fillings in permanent teeth 8.

CHRIST CHURCH.					
Six years old with decayed permanent teeth ...	1	Total number of permanent teeth decayed 3.
Six years old with fillings in permanent teeth ...	—	...	1	...	Total number of fillings in permanent teeth 2.

LANESHAW BRIDGE.					
Six years old with decayed permanent teeth ...	—	Total number of permanent teeth decayed Nil.
Six years old with fillings in permanent teeth ...	—	Total number of fillings in permanent teeth Nil.

Details of work done :—

PRIMET—

Age	Fillings in temporary teeth	Fillings in permanent teeth	Extractions of temporary teeth	Extractions of permanent teeth	Total No. of fillings	Total No. of extractions
5	22	—	20	—	22	20
6	23	4	15	—	27	15
7	5	16	23	—	21	23
8	—	28	40	1	28	41
9	—	13	39	1	13	40
10	—	16	14	2	16	16
11	—	9	17	3	9	20
12	—	9	—	4	9	4
13	—	9	—	2	9	2
14	—	—	—	2	—	2
Total ...					154	183

SACRED HEART—

Age	Fillings in temporary teeth	Fillings in permanent teeth	Extractions of temporary teeth	Extractions of permanent teeth	Total No. of fillings	Total No. of extractions
5	30	—	38	—	30	38
6	22	8	48	—	30	48
7	2	12	41	1	14	42
8	—	12	42	2	12	44
9	—	19	46	2	19	48
10	—	3	13	3	3	16
11	—	6	27	5	6	32
12	—	18	9	5	18	14
13	—	14	2	—	14	2
14	—	—	—	1	—	1
Total ...					146	285

CHRIST CHURCH—

Age	Fillings in temporary teeth	Fillings in permanent teeth	Extractions of temporary teeth	Extractions of permanent teeth	Total No. of fillings	Total No. of extractions
5	5	—	3	—	5	3
6	2	2	12	—	4	12
7	2	5	19	—	7	19
8	—	10	9	2	10	11
9	—	4	2	—	4	2
10	—	3	3	1	3	4
11	—	3	2	1	3	3
12	—	6	4	1	6	5
13	—	7	—	2	7	2
14	—	2	—	—	2	—
Total ...					51	61

Details of work done :—

PARK—

Age	Fillings in temporary teeth	Fillings in permanent teeth	Extractions of temporary teeth	Extractions of permanent teeth	Total No. of fillings	Total No. of extractions
5	9	—	7	—	9	7
6	7	7	21	—	14	21
7	9	16	38	—	25	38
8	—	19	18	—	19	18
9	—	9	29	6	9	35
10	—	19	21	4	19	25
11	—	48	14	27	48	41
12	—	53	9	17	53	26
13	—	41	2	15	41	17
14	—	21	2	7	21	9
Total ...					278	237

WEST STREET—

Age	Fillings in temporary teeth	Fillings in permanent teeth	Extractions of temporary teeth	Extractions of permanent teeth	Total No. of fillings	Total No. of extractions
5	20	4	32	—	24	32
6	19	6	56	—	25	56
7	5	13	62	—	18	62
8	1	32	65	9	33	74
9	—	21	31	6	21	37
10	—	17	15	7	17	22
11	—	13	11	6	13	17
12	—	8	7	6	8	13
13	—	9	2	1	9	3
14	—	—	—	1	—	1
Total ...					168	317

LORD STREET—

Age	Fillings in temporary teeth	Fillings in permanent teeth	Extractions of temporary teeth	Extractions of permanent teeth	Total No. of fillings	Total No. of extractions
5	58	1	31	—	59	31
6	59	12	39	—	71	39
7	12	22	52	4	34	56
8	—	23	26	1	23	27
9	—	7	30	5	7	35
10	—	16	25	7	16	32
11	—	14	6	5	14	11
12	—	3	3	4	3	7
13	—	13	—	2	13	2
14	—	—	—	1	—	1
Total ...					250	241

Details of work done :—

LANESHAW BRIDGE—

Age	Fillings in temporary teeth	Fillings in permanent teeth	Extractions of temporary teeth	Extractions of permanent teeth	Total No. of fillings	Total No. of extractions
5	6	—	5	—	6	5
6	—	—	8	—	—	8
7	1	5	18	1	6	19
8	—	—	4	—	—	4
9	—	8	2	1	8	3
10	—	7	8	1	7	9
11	—	3	2	—	3	2
12	—	6	—	—	6	—
13	—	7	—	—	7	—
14	—	—	—	—	—	—
			Total
					<u>43</u>	<u>50</u>

EDUCATION AUTHORITY.

BOROUGH OF COLNE.

STATISTICAL TABLES

for Year ending 31st December, 1938.

TABLE I.—MEDICAL INSPECTIONS OF CHILDREN
ATTENDING PUBLIC ELEMENTARY SCHOOLS.

A.—ROUTINE MEDICAL INSPECTIONS.

Number of Inspections in the prescribed Groups—

Entrants	300
Second Age Group	284
Third Age Group... ..	231
Total	815

Number of other Routine Inspections ... 232

Grand Total 1047

B.—OTHER INSPECTIONS.

Number of Special Inspections	723
Number of Re-Inspections	456

Total 1179

C.—NUMBER OF *Individual Children* FOUND AT *Routine Medical*
INSPECTION TO REQUIRE TREATMENT (EXCLUDING DEFECTS
OF NUTRITION, UNCLEANLINESS AND DENTAL DISEASES).

Group	For defective vision (excluding squint)	For all other con- ditions recorded in Table II A.	Total
(1)	(2)	(3)	(4)
Entrants	1	62	63
Second Age Group	17	52	65
Third Age Group	21	35	51
Total (Prescribed groups)... ..	39	149	179
Other Routine Inspections	19	32	47
Grand Total	58	181	226

TABLE II.

A.—RETURN OF DEFECTS FOUND BY MEDICAL INSPECTION
IN THE YEAR ENDED 31ST DECEMBER, 1938.

DEFECT OR DISEASE.		Routine Inspections.		Special Inspections.	
		No. of Defects.		No. of Defects.	
(1)		Requiring treatment.	Requiring to be kept under observation, but not requiring treatment.	Requiring treatment.	Requiring to be kept under observation, but not requiring treatment.
		(2)	(3)	(4)	(5)
Skin	(1) Ringworm—Scalp
	(2) „ Body	2	...
	(3) Scabies	9	...
	(4) Impetigo	6	...
	(5) Other Diseases (non-Tuberculous)... ..	7	...	44	...
TOTAL (Heads 1 to 5)		7	...	61	...
Eye	(6) Blepharitis	2	...	1	...
	(7) Conjunctivitis	7	...
	(8) Keratitis
	(9) Corneal Opacities	1	...
	(10) Other Conditions [excluding Defective Vision and Squint]	10	2
TOTAL [Heads 6 to 10]		2	...	19	2
Ear	(11) Defective Vision [excluding Squint]	58	31	70	12
	(12) Squint	7	10	14	...
	(13) Defective Hearing
	(14) Otitis Media	7	...	5	...
	(15) Other Ear Diseases	3	...	5	...
Nose and Throat	(16) Chronic Tonsillitis only	37	131	22	1
	(17) Adenoids only	9	3	2	...
	(18) Chronic Tonsillitis and Adenoids	31	4	8	...
	(19) Other Conditions... ..	13	1	27	7
(20) Enlarged Cervical Glands [non-Tuberculous]	53	65	27	1	
(21) Defective Speech	1	
Heart Disease:					
Heart and Circulation	(22) Organic	4	...	5	2
	(23) Functional... ..	1	1	1	1
	(24) Anaemia	8	...	17	...
Lungs	(25) Bronchitis	7	...	17	...
	(26) Other Non-Tuberculous Diseases	4	2	4	...

		(1)	(2)	(3)	(4)	(5)
Tuber- culosis	Pulmonary :					
	(27) Definite
	(28) Suspected	2
	Non-pulmonary :					
	(29) Glands	2
	(30) Bones and Joints	1
	(31) Skin
	(32) Other Forms	1
TOTAL [Heads 29 to 32]			2	1	...	1
Nervous System	(33) Epilepsy	3	...
	(34) Chorea	3	...
	(35) Other Conditions...	...	1
Deformities	(36) Rickets	3	...	1	...
	(37) Spinal Curvature	1	1	1	1
	(38) Other Forms	23	16	16	...
(39) Other Defects and Diseases (excluding Defects of Nutrition, Uncleanliness and Dental Diseases)	14	2	171	48	...
Totals	297	169	499	76

TABLE II B.

CLASSIFICATION OF THE NUTRITION OF CHILDREN INSPECTED
DURING THE YEAR IN THE ROUTINE AGE GROUPS.

Age-groups.	Number of Children Inspected	A (Excellent)		B (Normal)		C (Slightly subnormal)		D (Bad)	
		No.	%	No.	%	No.	%	No.	%
Entrants ...	300	18	6.0	280	93.33	2	0.67
Second Age-group	284	26	9.15	241	84.86	17	5.99
Third Age-group ...	231	18	7.79	205	88.75	8	3.46
Other Routine Inspections ...	232	36	15.52	191	82.33	5	2.15
TOTAL ...	1047	98	9.36	917	87.58	32	3.06

TABLE III.—RETURN OF ALL EXCEPTIONAL CHILDREN
IN THE AREA.

BLIND CHILDREN.

At Certified Schools for the Blind.	At Public Elementary Schools.	At other Institutions.	At no School or Institution.	Total.
—	—	—	—	—

PARTIALLY SIGHTED CHILDREN.

At Certified Schools for the Blind.	At Certified Schools for the Partially Sighted	At Public Elementary Schools.	At other Institutions.	At no School or Institution.	Total.
—	—	—	—	—	—

DEAF CHILDREN.

At Certified Schools for the Deaf.	At Public Elementary Schools.	At other Institutions.	At no School or Institution.	Total.
2	—	—	—	2

PARTIALLY DEAF CHILDREN.

At Certified Schools for the Deaf.	At Certified Schools for the Partially Deaf.	At Public Elementary Schools.	At other Institutions.	At no School or Institution.	Total.
—	—	—	—	—	—

TABLE III. (continued).

MENTALLY DEFECTIVE CHILDREN.

FRIBLE-MINDED CHILDREN.

At Certified Schools for Mentally Defective Children.	At Public Elementary Schools.	At other Institutions.	At no School or Institution.	Total.
1	—	—	7	8

EPILEPTIC CHILDREN.

CHILDREN SUFFERING FROM SEVERE EPILEPSY.

At Certified Special Schools.	At Public Elementary Schools.	At other Institutions.	At no School or Institution.	Total.
1	1	—	1	3

PHYSICALLY DEFECTIVE CHILDREN.

A. TUBERCULOUS CHILDREN.

- (i). Children suffering from Pulmonary Tuberculosis.
(Including pleura and intra-thoracic glands).

At Certified Special Schools.	At Public Elementary Schools.	At other Institutions.	At no School or Institution.	Total.
—	—	—	—	—

- (ii). Children suffering from Non-Pulmonary Tuberculosis.
(This category should include tuberculosis of all sites other than those shown in I. above).

At Certified Special Schools.	At Public Elementary Schools.	At other Institutions.	At no School or Institution.	Total.
—	6	3	1	10

TABLE III. (continued).

B. DELICATE CHILDREN.

At Certified Special Schools.	At Public Elementary Schools.	At other Institutions.	At no School or Institution.	Total.
—	42	—	—	42

C. CRIPPLED CHILDREN.

At Certified Special Schools.	At Public Elementary Schools.	At other Institutions.	At no School or Institution.	Total.
—	10	—	—	10

D. CHILDREN WITH HEART DISEASE.

At Certified Special Schools.	At Public Elementary Schools.	At other Institutions.	At no School or Institution.	Total.
1	23	—	—	24

CHILDREN SUFFERING FROM MULTIPLE DEFECTS.

Combination of Defect.	At Certified Special Schools.	At Public Elementary Schools.	At other Institutions	At no School or Institution.	Total.
Blind and Feeble-minded	1	...	1
Deaf and Heart Disease	1	1

TABLE IV.

Return of Defects Treated during the Year ended 31st December, 1938.

TREATMENT TABLE.

Group I.—Minor Ailments (excluding Uncleanliness, for which see Group VI.)

Disease or Defect. (1)	Number of Defects treated, or under treatment during the year.		
	Under the Authority's Scheme. (2)	Otherwise. (3)	Total. (4)
Skin—			
Ringworm-Scalp—			
(i) X-Ray Treatment. (If none, indicate by dash)
(ii) Other Treatment
Ringworm-Body	4	...	4
Scabies	9	6	15
Impetigo	12	...	12
Other skin disease	67	8	75
Minor Eye Defects (External and other, but excluding cases falling in Group II.)	60	2	62
Minor Ear Defects	40	3	43
Miscellaneous (<i>e.g.</i> minor injuries, bruises, sores, chilblains, etc.)	1286	87	1373
Total	1478	106	1584

Group II.—Defective Vision and Squint (excluding Minor Eye Defects treated as Minor Ailments—Group I.)

	Number of defects dealt with.		
	Under the Authority's Scheme.	Otherwise.	Total.
Errors of Refraction (including Squint) (Operations for squint should be recorded separately in the body of the School Medical Officer's Report).	95	3	98
Other defect or disease of the eyes (excluding those recorded in Group I).	2	...	2
Total	97	3	100
No. of children for whom spectacles were—			
(a) Prescribed	80	2	82
(b) Obtained	75	...	75

Group III.—Treatment of Defects of Nose and Throat.

Number of Defects.												Received other forms of Treatment.	Total number treated.
Received Operative Treatment.													
Under the Authority's Scheme, in Clinic or Hospital.				By Private Practitioner or Hospital, apart from the Authority's Scheme.				Total.				(4)	(5)
(1)				(2)				(3)					
(i)	(ii)	(iii)	(iv)	(i)	(ii)	(iii)	(iv)	(i)	(ii)	(iii)	(iv)	42	115
45	3	16	1	5	1	2	—	50	4	18	1		

(i) Tonsils only. (ii) Adenoids only. (iii) Tonsils and adenoids.
(iv) Other defects of the nose and throat.

Group IV.—Orthopædic and Postural Defects.

Number of children treated.	Under the Authority's Scheme.			Otherwise.			Total number treated.
	(1)			(2)			
	Residential treatment with education.	Residential treatment without education.	Non-residential treatment at an orthopaedic clinic.	Residential treatment with education.	Residential treatment without education.	Non-residential treatment at an orthopaedic clinic.	
(i)	(ii)	(iii)	(i)	(ii)	(iii)		
—	—	—	35	—	—	—	35

TABLE V.—DENTAL INSPECTION AND TREATMENT.

(1) Number of Children inspected by the Dentist.

(a) Routine Age Groups.

AGE	5	6	7	8	9	10	11	12	13	14	Total.
No.	213	267	235	216	160	151	134	126	92	33	1627

(b) Specials 39

(c) TOTAL (Routine and Specials) 1666

(2) Number found to require treatment 1288

(3) Number actually treated 888

(4) Attendances made by children for treatment... .. 1429

(5) Half-days devoted to { Inspection 12 } Total 209
{ Treatment 197 }

(6)	Fillings	{ Permanent teeth 841 Temporary teeth 319 }	Total	1160
(7)	Extractions	{ Permanent teeth 219 Temporary teeth 1198 }	Total	1417
(8)	Administrations of general anæsthetics for extractions ..			Nil.
(9)	Other operations—			
	Park...	{ Permanent teeth 67 Temporary ,, 19		
	West Street	{ Permanent teeth 14 Temporary ,, 18		
	Lord Street	{ Permanent teeth 12 Temporary ,, 23		
	Primet ...	{ Permanent teeth 17 Temporary ,, 1		
	Sacred Heart	{ Permanent teeth 9 Temporary ,, 11		
	Christ Church	{ Permanent teeth 9 Temporary ,, 2		
	Laneshaw Bridge	{ Permanent teeth 3 Temporary ,, —		

TABLE VI.—UNCLEANLINESS AND VERMINOUS CONDITIONS.

- (i) Average number of visits per school made during the year by the School Nurses 4.
- (ii) Total number of examinations of children in the schools by School Nurses 10,283.
- (iii) Number of individual children found unclean 161.
- (iv) Number of individual children cleansed under Section 87 (2) and (3) of the Education Act, 1921, 4.
- (v) Number of cases in which legal proceedings were taken :
- | | | | |
|-----|----------------------------------|--------|------|
| (a) | Under the Education Act, 1921 | | Nil. |
| (b) | Under School Attendance Bye-laws | | Nil. |

Year	1900	1901	1902	1903	1904	1905	1906	1907	1908	1909	1910	1911	1912	1913	1914	1915	1916	1917	1918	1919	1920	1921	1922	1923	1924	1925	1926	1927	1928	1929	1930
...

TABLE VI - [Illegible Title]

- (i) ...
- (ii) ...
- (iii) ...
- (iv) ...
- (v) ...
- (vi) ...
- (vii) ...
- (viii) ...
- (ix) ...
- (x) ...
- (xi) ...
- (xii) ...
- (xiii) ...
- (xiv) ...
- (xv) ...
- (xvi) ...
- (xvii) ...
- (xviii) ...
- (xix) ...
- (xx) ...
- (xxi) ...
- (xxii) ...
- (xxiii) ...
- (xxiv) ...
- (xxv) ...
- (xxvi) ...
- (xxvii) ...
- (xxviii) ...
- (xxix) ...
- (xxx) ...



