

**[Report 1942] / Medical Officer of Health, Cockermouth U.D.C.**

**Contributors**

Cockermouth (England). Urban District Council.

**Publication/Creation**

1942

**Persistent URL**

<https://wellcomecollection.org/works/azdeqpk>

**License and attribution**



You have permission to make copies of this work under a Creative Commons, Attribution license.

This licence permits unrestricted use, distribution, and reproduction in any medium, provided the original author and source are credited. See the Legal Code for further information.

Image source should be attributed as specified in the full catalogue record. If no source is given the image should be attributed to Wellcome Collection.



Wellcome Collection  
183 Euston Road  
London NW1 2BE UK  
T +44 (0)20 7611 8722  
E [library@wellcomecollection.org](mailto:library@wellcomecollection.org)  
<https://wellcomecollection.org>



COCKERMOUTH  
Urban District Council

---

---

*Annual Report*

OF THE

Medical Officer of Health

Charles A. Mason, M.B., Ch.B., D.P.H.


---

**FOR THE YEAR 1942**

---

Together with the Summary of work  
of the Sanitary Inspector.





COCKERMOUTH  
Urban District Council

---

---

*Annual Report*

OF THE

Medical Officer of Health

Charles A. Mason, M.B., Ch.B., D.P.H.

---

---

**FOR THE YEAR 1942**


---

---

Together with the Summary of work  
of the Sanitary Inspector.

COCKERMOUTH :  
"TIMES" PRINTING WORKS

1943



Digitized by the Internet Archive  
in 2017 with funding from  
Wellcome Library

<https://archive.org/details/b29118220>



## Cockermouth Urban District Council

---

To the Chairman and Members of the  
Cockermouth Urban District Council.

---

Ladies and Gentlemen,

I have pleasure in presenting my Annual Report for 1942, which has been drawn up in accordance with Circular 1961 of the Ministry of Health, dated 16th February, 1940, and the Registrar General's Memorandum SD/54 received July, 1943. Under instructions, considerable curtailment has again been effected.

Members and officials of the Council and many other workers have continued to give loyal service in carrying out all the additional work imposed upon a local authority in connexion with the war.

I am,

Ladies and Gentlemen,

Your obedient servant,

**CHARLES A. MASON,**

Medical Officer of Health.

## GENERAL STATISTICS.

Area (acres),	2,062.
Registrar-General's estimate of resident population (mid 1942)	5,220
	(see page 5)
Number of inhabited houses (end 1942) according to	Rate
	Books, 1,582
Rateable Value	£24,242
Sum represented by Penny Rate (approx.)	£95.

### EXTRACTS FROM VITAL STATISTICS OF THE YEAR.

		Total	M.	F.	
Live Births	Legitimate	84	46	38	} Birth Rate (R.G.)
	Illegitimate	4	3	1	
Still Births	...	3	3	0	Rate per 1,000
Total (live and still) births 32.9.					

		Total	M	F.	
Deaths	...	68	25	43	Crude Death Rate
(R.G.) 13.02 per 1,000 of estimated resident population.					

Maternal Mortality:—

Deaths from puerperal causes (childbirth):—

	Deaths.	Rate per 1,000 total (live and still) births.
Puerperal Sepsis	Nil	Nil
Other Puerperal causes	Nil	Nil
Total	Nil	Nil

Maternal Mortality rate—all causes—

England and Wales (2.01).

Infantile Mortality:—

Deaths of Infants under 1 year of age . . . . . 4

Death Rate of Infants under 1 year of age:—

All Infants per 1,000 live births	45 (Approx.)
Legitimate infants per 1,000 legitimate live births	48 (Approx.)
Illegitimate infants per 1,000 illegitimate live births	Nil (Approx.)

Deaths from Measles (all ages)	0
Deaths from Whooping Cough (all ages)	0
Deaths from Diarrhoea (under 2 years of age)	0
Deaths from Cancer (all ages)	15



## Cockermouth Urban District.

---

### ANNUAL REPORT.

OF THE MEDICAL OFFICER OF HEALTH,

for the year 1942.

---

The area of the district in statute acres (land and inland water) is 2,062.

#### RAINFALL.

Records, taken at Cockermouth Castle, 1942 :—

January	...	2.93	inches of rain fell on	12	days
February	...	.83	"	5	"
March	...	1.65	"	4	"
April	...	2.01	"	10	"
May	...	2.33	"	9	"
June	...	—	"	—	"
July	...	4.60	"	11	"
August	...	5.90	"	24	"
September	...	7.25	"	21	"
October	...	6.95	"	19	"
November	...	1.25	"	6	"
December	...	4.47	"	15	"
Total		40.17	"	136	"

The average for previous ten years (1932—1941) was 34.65 ins.

#### POPULATION.

For 1942 the figure given for the resident population of the district by the Registrar General is 5,220, on which the birth and death rates and the incidence of notifiable diseases are based. N.B.—Figures relating to non-civilians are excluded.

(The figure for 1941 was 5,510).



## PUBLIC ASSISTANCE.

In the Cockermouth Urban District, which is included in the Mid-Cumberland Guardians' Area, the number of persons in receipt of out-door relief was 67, giving a proportion of (approximately) 1 in 77 of the population, as compared with 1 in 57 in 1941, 1 in 36 for 1940, 1 in 26 for 1939, and 1 in 23 for 1938.

5 persons were admitted to Public Assistance Hospital from this district during the year, giving a proportion of 1 in 1044 of the population. 1941—9 persons, and 1 in 612 of population.

The numbers for 1942 are detailed as follows:—

	Out-door Ordinary	Relief Unemployed	Total	Indoor Relief
Cockermouth U.D.	41	26	67	5
(1941)	64	33	97	9

## Vital Statistics.

## BIRTHS.

Live Births.—There were 88 Live Births (49 males and 39 females) registered as belonging to the district; of these 4 (3 males and 1 female) were illegitimate.

The net live birth rate was accordingly 16.8 per 1000 of the population, compared with 16.5 for the previous year.

Comparisons may be given as follows:—

Birth Rates, 1942—Cumberland	...	16.8
Rural Districts of Cumberland	...	17.0
Urban Districts of Cumberland	...	16.5
England and Wales	...	15.8
Cockermouth Rural District	...	15.8
Cockermouth Urban District	...	16.8

The percentage of illegitimate live births was 4.5 as compared with 8.7 in 1941.

Still Births.—There were 3 still births registered so that the still birth rate per 1000 of the population was .57, as compared with .54 for 1941. (The rate of all England and Wales was 0.54).

The still birth rate per 1000 total live and still births was 32.9, as compared with 31.9 for 1941.

## DEATHS.

The number of deaths registered as belonging to Cockermouth was 68. This gives a crude death rate of 13.2 per 1000 of the population as compared with 9.6 for the previous year.

7  
CAUSES OF DEATH IN 1942

Causes of Death.	All Causes	Males		Females	
		25	43		
1. Typhoid and Paratyphoid Fever .....		0	0		
2. Cerebro-Spinal Fever .....		0	0		
3. Scarlet Fever .....		0	0		
4. Whooping-cough .....		0	0		
5. Diphtheria .....		0	0		
6. Tuberculosis of Respiratory System .....		1	1		
7. Other forms of Tuberculosis .....		0	1		
8. Syphilitic diseases .....		0	0		
9. Influenza .....		0	1		
10. Measles .....		0	0		
11. Ac: Polio-myelitis and Polio-encephalitis .....		0	0		
12. Ac: inf: encephalitis .....		0	0		
13. Cancer of b: cav: and oesoph: (M.) Uterus (F.)		0	1		
14. " stomach and duodenum .....		1	5		
15. " breast .....		0	0		
16. " all other sites .....		4	4		
17. Diabetes .....		0	2		
18. Intra-cran: vasc: lesions .....		3	8		
19. Heart Dis: .....		6	10		
20. Other Dis: of circulatory system .....		0	0		
21. Bronchitis .....		1	3		
22. Pneumonia (all forms) .....		1	3		
23. Other Respiratory Diseases .....		0	0		
24. Ulcer of stomach or duodenum .....		0	0		
25. Diarrhœa under 2 years .....		0	0		
26. Appendicitis .....		0	0		
27. Other Digestive Diseases .....		0	0		
28. Nephritis .....		0	0		
29. Puerperal and post-abort: sepsis .....		0	0		
30. Other Maternal Causes .....		0	0		
31. Premature Birth .....		3	0		
32. Congen: malform: birth inj: infant dis. ....		0	0		
33. Suicide .....		0	0		
34. Road Traffic acc: .....		0	0		
35. Other violent causes .....		2	2		
36. All other causes .....		3	2		
Deaths of Infants under 1 year of age—Total ...		4	—		
Legitimate .....		4	—		
Illegitimate .....		—	—		
			For		For
			I.M. etc.		B. Rate
			M		F
LIVE BIRTHS	Total	49	39		
	Legitimate	46	38		
	Illegitimate	3	1		
STILL BIRTHS	Total	3	—		
	Legitimate	3	—		
	Illegitimate	—	—		

POPULATION (for Births and Deaths), 1942—R.G.—(see p 6)

(a) for B.R. .... }  
 (b) for D.R.'s and incidence of notifiable diseases } 5,220



An adjusting or Area Comparability Factor has not been provided by the Registrar General for 1942, so the adjusted death rate cannot be given.

Comparisons of crude death rates are shown below:—

	Crude
Death Rates, 1942—Cumberland ...	12.2
Rural Districts of Cumberland	11.8
Urban Districts of Cumberland	12.7
England and Wales ...	11.6
Cockermouth Rural District ...	10.8
Cockermouth Urban District	13.02

For Causes of death during the year see table on page 7

### INFANTILE MORTALITY.

There were 4 deaths (all illegitimate) among infants under one year of age, giving an Infantile Mortality Rate of 45.4 per 1000 births as compared with 52.0 for 1941.

No death occurring among illegitimate infants, the Illegitimate Infantile Mortality Rate for 1942 was therefore nil per 1000 illegitimate births, as compared with the Legitimate Infantile Mortality Rate of 47.6 per 1000 legitimate births. These latter rates were respectively 125 and 45.4 for the previous year.

Comparisons may be given as follows:—

Infantile Mortality Rates, 1942:—

Cumberland ...	57
Rural Districts of Cumberland	55
Urban Districts of Cumberland	60
England and Wales ...	49
Cockermouth Rural District	52
Cockermouth Urban District	45

Net Deaths from stated causes at various ages under one year of age:—

Cause of Death	Total							Total under 1 yr.
	under 1 wk.	2-3 weeks	4 wks	1-3 mths.	3-6 mths.	6-9 mths.	9-12 mths.	
Premature Birth	2		2	1				3
Tubercular Meningitis						1		1

### SENILE DEATH RATE.

34 persons had attained the age of 65 years or upwards. This number represents a Senile death rate of 50.0 per cent. of the total deaths, as compared with 66.0 for 1941.

7 (3m 4f)	occurred among persons between the ages of 65 and 70 years
7 (0m 7f)	"    "    "    70 and 75 years
7 (3m 4f)	"    "    "    75 and 80 years
6 (1m. 5f)	"    "    "    80 and 85 years
6 (1m 5f)	"    "    "    85 and 90 years
1 (f)	died at 91 years of age



## INQUESTS, UNCERTIFIED DEATHS AND VIOLENCE.

In respect of deaths belonging to the district during the year there were four inquests (all held within the district).

No Coroner's certificate was received in respect of a case where post-mortem examination had been made but no inquest held.

No death was uncertified.

Violence.—The death rate due to Violence (All Forms) was 0.76 per 1000 of the population in the Cocker mouth Urban District. Below will be seen the number of deaths from Suicide, Road Traffic Accident, Other Violence and the Total Violence deaths, together with the percentages of the total deaths from all causes, and the death rates of each per 1000 of the population:—

	Suicide		Road Traffic Accidents		Other Violence excl'g Road Traffic Acc.		Total Violence	
	1942	1941	1942	1941	1942	1941	1942	1941
Deaths	nil	1	nil	nil	4	nil	4	1
% of all causes	nil	1.88	nil	nil	5.88	nil	5.88	1.88
D.R. per 1000 popln.	nil	.18	nil	nil	.76	nil	.76	.18

The deaths from Violence in 1942 include 1 due to being run over by a train, 1 drowning, 1 accidental fracture of femur complicated by pneumonia and 1 due to a blow on the head, also complicated by pneumonia.

## CANCER.

Cancer proved fatal in 15 cases, as follows:—

System	Primary Organ	Males	Females	Years old
Alimentary	Stomach	1	5	57, 57, 60, 61, 63, 65
	Colon	1	2	33, 76, 77
	Rectum	1		59
Reproductive	Uterus		1	48
	Ovaries		1	43
Respiratory	Lung	1		59
Central Nervous	Brain	1		56

This number corresponds to a cancer death rate of 2.8 per 1000 of the population as compared with 0.90 in 1941.

Approximately out of every 5 deaths of persons in this district 1 was attributed to cancer. (1941—1 in 11).

## TUBERCULOSIS.

Vide also pages 17 and 18.

There were 3 deaths due to Tuberculosis:—

	Males.	Female.
Respiratory System	1	1
Non-Pulmonary	1	0

All were of notified cases in this district, though one (Pulmonary female) really belonged elsewhere.

The total gives a tuberculosis (all forms) death rate of .57 per 1000 of the population, as compared with .72 for 1941.

The "Consumption" (i.e. Pulmonary Tuberculosis) Death rate is 0.38 per 1000 of the population also, as compared with last year's figure of 0.36.



## General Provision of Health Services in the Area.

### PUBLIC HEALTH STAFF.

Part-time Medical Officer of Health.

Sanitary Inspector, Mr. Wm. Nicholls, M.I.M. and C.E., A.R. San. I., who is also the Surveyor and Water Engineer.

Mr. Geo. Dawes was Clerk in the Surveyor's office, and assisted in the duties of the department. Mr. J. S. Bowman commenced duties in November in order to replace Mr. Dawes on being called up for H.M. Forces.

### LABORATORY WORK.

The following table shows the amount of work done in connection with investigations of certain cases of illness during the year, 1942:—

Material	Test applied for—	Result :	
		Pos.	Neg.
Throat or nose swabs ...	Diphtheria	0	5
... ..	Haemolytic Streptococci	1	2
Sputum ...	Tuberculosis	2	6
Pus	"	1	3

Other particulars under Provision of Health Services remain as detailed in my 1930 and subsequent reports.

.....

## Sanitary Circumstances of the District.

### WATER SUPPLY.

The amount of Crummock Water used by Cockermouth Urban District during the year under review was 101,687,000 gallons.

The consumption of water per head of the population using the water worked out as approximately 50 gallons a day.

There were no extensions of water mains during the year.

The reservoir on the Moor was cleaned out in October and March. The Secondary School reservoir was cleaned out in March. During the year 1,470 yards of mains were scraped.

There are still the complaints of shortage of water in the higher parts of the town due to poor pressure in the water mains.

## DRAINAGE AND SEWERAGE.

The sewage effluent from the Outfall Works remained satisfactory. Several market gardeners continued to cart away the dried sludge for their own use free of cost.

**Sewer Extensions.**—Nil during 1942.

## SCAVENGING AND REMOVAL OF REFUSE.

The method of scavenging and removal of refuse proceeds as formerly; collection is bi-weekly.

In the Goat area night soil is still removed by the Council from a few houses (all but one condemned).

**Salvage of Waste Paper.**—During the year 88 tons were baled and despatched to Paper Mills (1941—46 tons).

The Tarn Close refuse tip is still in use and the method of controlled tipping employed there has continued to be satisfactory.

## SANITARY INSPECTION OF THE DISTRICT.

The Sanitary Inspection of the district is undertaken by Mr. W. Nicholls, Sanitary Inspector and Surveyor to the Council. His ever willing co-operation is much appreciated, and I here record my indebtedness to him for his assistance in the making of this report at the end of which will be found his Summary of Work done—in accordance with Article 10 of the Sanitary Officers' Order, 1926.

## FACTORIES ACT, 1937.

The following table shows the position in Cockermouth Urban District at the end of 1942 68 persons remained on the register (included in which were 14 relating to bakehouses) and no serious defects were noted by the Sanitary Inspector who made 38 visits in all:

Premises.	Number	Inspections.	Defects Found	Written Notices.	Defects Remedied	Prosecutions
Factories with mechanical power	15	15	0	0	0	—
Factories without do	53	23	1	0	1	—
Other Premises under Act						
Totals	68	38	1	0	1	—

**OFFENSIVE TRADES.**—The firm of Blood Driers whose licence expired on 1st May, 1942, again applied to the Council for a renewal and this was granted for another twelve months.

There is still the Knacker and Fellmonger establishment in Waste Lane and frequent visits of inspection continue to be made to it, as heretofore.



## SHOPS ACT, 1934.

No special action under the provisions of the Shops Act, 1934, was taken.

## RATS AND MICE DESTRUCTION ACT, 1919.

The Sanitary Inspector co-operates with officials of the County Council. Poison is available at the Health Department Offices at the Town Hall free of charge. The refuse tip continues to be periodically baited with rat poison, and gassing is also carried out.

Advantage should be taken of the facilities offered for the extermination of rats and mice by occupiers of any premises which are so infested, and particularly now—where food is stored—when it is so necessary to conserve food.

There continued a steady demand for rat poison.

### Housing.

Condemned houses allowed to become temporarily occupied under the Defence (General) Regulations, 1934, were as follows: -  
3 houses by agricultural workers (including 1 in 1942).

5 houses by persons whose homes had been destroyed by enemy action (including 1 in 1942).

No new houses were built in Cockermouth in 1942.

No houses were reconditioned under the Housing (Rural Workers) Act, 1926.

### Housing Appendix.

in accordance with Circular 1961 Ministry of Health, 16th Feb., 1940

#### STATISTICS.

1. Inspection of Dwelling-houses during the year:—
  - (1) (a) Total number of dwelling-houses inspected for housing defects (under Public Health or Housing Acts) ..... 93
  - (b) Number of inspections made for the purpose ... 140
  - (2) (a) Number of dwelling-houses (included under sub-head (1) above) which were inspected and recorded under the Housing Consolidated Regulations, 1925 and 1932 ..... 0
  - (b) Number of inspections made for the purpose ... 0
  - (3) Number of dwelling-houses found to be in a state so dangerous or injurious to health as to be unfit for human habitation (1939 figure given) ... 52
  - (4) Number of dwelling-houses (exclusive of those referred to under the preceding sub-heading) found not to be in all respects reasonably fit for human habitation ..... 39
2. Remedy of Defects during the year without service of formal Notices:—

Number of defective dwelling-houses rendered fit in consequence of informal action by the Local Authority or their Officers 6

3. Action under Statutory Powers during the year:—
- (a) Proceedings under Sections 9, 10, and 16 of the Housing Act, 1936— 0
  - (b) Proceedings under Public Health Acts: 0
  - (c) Proceedings under Sections 11 and 13 of the Housing Act, 1936:—
    - (1) Number of dwelling-houses in respect of which Demolition Orders were made ..... 0
    - (2) Number of dwelling-houses demolished in pursuance of Demolition Orders ..... 0
  - (d) Proceedings under Section 12 of the Housing Act, 1936— 0
4. Housing Act, 1936, Part iv.,—Overcrowding:—  
(figures not available)

Owing to war conditions the tendency for an increase in overcrowding—legal or moral—remains.

Also, house property must be deteriorating on account of shortage of labour and materials, high costs, etc., for repairs.

## FOOD.

### MILK SUPPLY.

There were 7 registered milksellers whose premises were within the Urban District, including 4 producers and retailers, 2 producer wholesalers, and 1 retail purveyor only. Inspections are made periodically and endeavour is made to get improvements carried out to dairy premises where necessary.

A large quantity of the town's milk supply is retailed by producers and retailers whose premises are situated in the surrounding Rural District. There were 9 of such producers and retailers during 1942.

The following table gives the result of 42 samples of milk retailed in the town and taken by the Sanitary Inspector, and submitted for bacteriological examination to the Cumberland Pathological Laboratory, Carlisle.



Of the above 42 samples, 24 were satisfactory and 18 unsatisfactory in relation to dirt contamination, as follows:—

	Satisfactory according to Accredited Standard.	Unsatisfactory according to Accredited Standard.	Total
Samples produced in Urban District	8	8	16
„ „ outside „	16	10	26
	<u>24</u>	<u>18</u>	<u>42</u>

The 18 unsatisfactory samples comprised:—

11 failing the Methylene Blue Reduction test only (3 being borderline cases);

1 failing B. Coli test only (i.e. showing B. Coli in 2 or 3 tubes out of 3, and

6 failing Combined tests.

\* Again no samples were found to contain tubercle bacilli.

Where results are unsatisfactory as to cleanliness endeavour is made to secure improvement. On a sample of milk being reported as tubercular, investigation is made by officials of the Ministry of Agriculture and Fisheries. I am indebted to Mr. John Cameron, Divisional Inspector of that Authority, for the "Nil" return of particulars of animals slaughtered under the Tuberculosis Order, 1925, from premises registered in the Cockermonth Urban District during the year 1942:—

Total number of Animals Slaughtered	...	0
Cows in Milk	...	0
Other Cows or Heifers	...	0
Other Bovine	...	0
Types of Disease found at Post-mortem—		
Tuberculosis of Udder	...	0
Tuberculosis with Emaciation	...	0
Tuberculosis with chronic cough and showing definite clinical signs	...	0

This Council has continued to co-operate with the County Council in the latter's scheme for general milk sampling, including Designated, School, and Ungraded Milk.

The production and retailing of milk under "Special Designation" in the Cockermonth Urban District in 1942 was as follows:—

Tuberculin Tested.—John Cook, Fitz Road—Retailer.

Accredited.—Isaac Cook, Strawberry Howe—Producer and Retailer.

Wm. Cook, Annfield—Producer and Retailer.

J. Wright, Croft House, Brigham—Producer and Retailer.

J. Christopherson, Sneckyeat—Producer and Retailer.

T. Taylor, Waterloo Farm—Producer.

J. Cook, Fitz Road—Retailer.

## MEAT AND OTHER FOODS.

Slaughter-Houses.—The 2 Private Slaughter-Houses (both registered), and the Council's Public Abattoir have not been used as such since the Ministry of Food on January 14th, 1940, suspended all slaughtering other than in regional abattoirs—the Maryport abattoir serves this district under the scheme.

The Sanitary Inspector informs me that the following were condemned in the town during 1942:—138lbs., of tinned meat, 24lbs. beef, 50lbs. tinned vegetables, 25lbs. prunes, 21lbs. tinned fruit, 106lbs. bacon, 30lbs. cheese, 25lbs. tinned milk, all voluntarily surrendered.

Bakehouses.—These are occasionally inspected. There are still 14 altogether, of which 5 are considered domestic in type. No serious defects are reported.

.....

### Prevalence of, and Control over Infectious Diseases.

NOTIFIABLE INFECTIOUS DISEASES.—The total number of Infectious Diseases notified among civilians during 1942 in the Cocker mouth Urban District, including Pulmonary and other forms of Tuberculosis, was 33. Excluding Measles and Whooping Cough (vide post) the number was 23—the figure for 1941 was 19.

Five of these were notifications of Tuberculosis.

#### NOTIFIABLE DISEASES, 1942.

Disease	Total cases notified	Cases notified 1942 admitted to hospital	Deaths of notified cases
Scarlet Fever ... (Ages—2 years, 1; 3 yrs, 2; 4 yrs, 5; 5-10 yrs, 7; 11 yrs, 2)	17	17	0
Erysipelas ... (Age 55 years)	1	0	0
Measles (Ages—2 years, 1; 3 years, 2; 5-10 yrs, 7)	10	0	0
Tuberculosis:—			
Pulmonary	Males 1	0 (San.)	1
	Females 2	0 "	0
Non-Pulmonary	Males 1	1 (Hosp)	1
	Females 1	1 "	0



Table showing monthly incidence of notifiable diseases, 1942.

Disease	Jan	Feb.	Mar	Apr.	May.	June	July	Aug	Sept	Oct.	Nov.	Dec.	Total
Scarlet Fever		1			1			2	4	4	3	2	—17
Measles			8										2—10
Erysipelas	1												— 1
Tuberculosis—													
Pulmonary	1		1							1			— 3
Other Forms										1		1	— 2

From notifications received it is deduced that one in every 227 persons in this district contracted a disease notifiable under the Infectious Diseases Notification Act and the Tuberculosis Regulations (Measles, Whooping Cough, and Chickenpox excluded). Last year's figures: 1 in 290.

Seventeen cases of Scarlet Fever were notified, fifteen of which occurred in the last 18 weeks of the year. All were removed to Hospital with ensuing recovery. The case rate per 1000 of the population was therefore 3.2, and the death rate nil as compared with .72 and nil in 1941. The corresponding rates for all England and Wales (1942) were 2.19 and .00.

There were no diphtheria notifications or deaths so that the case and death rates per 1000 of the population were both nil, as compared with .18 and nil in 1941 (one death) respectively. The corresponding rates for all England and Wales (1942) were 1.05 and .05.

Throughout the country a campaign of immunisation against Diphtheria which had been initiated by the Minister of Health was continued. By the end of 1942 in this district it was estimated that approximately 66.7 per cent. of children under 15 years of age had received the two immunising doses of A.P.T. (Alum praecipitated toxoid) as sponsored by the Minister of Health. In splitting up the children immunised under 15 years into two age groups the figures work out as follows:—Under 5 years 39.6 per cent. and 5 to 15 years 80.1 per cent.

(NOTE.—Infants under 12 months are not inoculated).

I am grateful again for having had the co-operation of the local Medical Practitioners and Head Teachers, and particularly for that of the County Health Visitor, Miss Lawson, whose help has been invaluable.

There were no notifications of Typhoid (including Paratyphoid) Fever, Acute Poliomyelitis, Encephalitis Lethargica, Cerebro-Spinal Meningitis, or Ophthalmia Neonatorum.

Puerperal Pyrexia.—No notification received. The case rate for Puerperal Pyrexia (including Puerperal Fever) is better expressed in relation to the number of births registered than to the population. When calculated on this basis the rate is:—Puerperal Pyrexia nil per 1000 total births (i.e. live and still births, the same as in 1941. The corresponding rate (1942) for England and Wales was 12.61.

There was again no Maternal death—corresponding, therefore, to a Maternal Mortality Rate of nil per 1000 total (live and still) births—the same as in the seven previous years. The rate (1942) for England and Wales was 2.01 (all causes).

Pneumonia.—Although no notifications were received it may be mentioned that 4 deaths from Pneumonia (all forms) were registered.

Tuberculosis.—Under the Tuberculosis Regulations 3 cases of Pulmonary Tuberculosis (1 male and 2 females) and 2 of Other Forms of Tuberculosis (1 male and 1 female) were notified.

One (pulmonary female) case notified previous to 1942 was re-admitted to Sanatorium. One (female, non-pulmonary spinal) case was admitted to Orthopaedic Hospital (at Oswestry).

The following table gives the number of New Cases and Mortality (all cases) during 1942:—

1942	New Cases				Deaths			
	Respiratory		Non-Respiratory		Respiratory		Non-Respiratory	
	M	F	M	F	M	F	M	F
Age								
Under 1 year	—	—	1	—	—	—	1	—
1—5	—	—	—	—	—	—	—	—
5—10	—	—	—	—	—	—	—	—
10—15	—	—	—	—	—	—	—	—
15—20	—	—	—	1	—	1	—	—
20—25	—	1	—	—	—	—	—	—
25—35	—	—	—	—	—	—	—	—
35—45	1	—	—	—	1	—	—	—
45—55	—	—	—	—	—	—	—	—
55—65	—	—	—	—	—	—	—	—
65—and upwards	—	1	—	—	—	—	—	—
Totals	1	2	1	1	1	1	1	0

A statement regarding the total deaths from Tuberculosis will be found on page 9.



The number of cases on the Tuberculosis Register at the end of 1942 was as follows:—

		Males	Females	Total
Pulmonary	...	5	10	15
Non-pulmonary	...	3	5	8
		—	—	—
	All cases	8	15	23

Non-Notifiable Acute Infectious Diseases.—Epidemics usually occur in conjunction with epidemics in the districts adjoining.

Influenza was prevalent mainly during the winter months. One death occurred (in December), corresponding therefore, to an Influenza death rate of .19 per 1000 of the population as compared with .18 in 1941. The rate (1942) for all England and Wales was .09.

Re Measles and Whooping Cough (which became notifiable as from 1st November, 1939).—There were ten cases of Measles (8 in March and 2 in December) but none of Whooping Cough were notified in 1942. No death occurred from either disease. The case rates and death rates were, therefore, per 1000 of the population:—Measles 1.9 and nil, and Whooping Cough nil and nil. (England and Wales—Measles 7.46 and 0.01, and Whooping Cough 1.73 and 0.02).

SCHOOL CLOSURES.—During 1942 one elementary school in Cockermouth, viz., Fairfield Infants, was closed from 2nd to 13th March on account of Chickenpox and Measles.

Summary supplied by the Sanitary Inspector to the Medical  
Officer of Health, in pursuance of Article xix. of the  
Sanitary Officers' Order, 1926.

---

NUISANCES :

Nuisances reported to Council	...	4
Notices served after inspection	...	19
Notices complied with	...	19

Detailed Sanitary Work :

Choked drains, defective I.C.'s and gullies	...	29
Damp and defective roof, etc.	...	12
Additional W.C.'s	...	1
New Bathrooms	...	0
Housing Inspections	...	171
Factories Inspections	...	26
Dairies and Cowsheds Inspections	...	9
Visits to Knackery	...	12
Visits re Infectious Diseases (including Disinfections	...	34

---

Plans were approved during 1942 for the following :—

Pump Station for National Fire Service in Lorton Street.

Additional W.C. and urinal at Bowling Green Inn, St. Helen's  
Street.

WM. NICHOLLS,

M.I.M. and C.E., A.R. San. I.,

Surveyor and Sanitary Inspector.



THE UNIVERSITY OF CHICAGO  
LIBRARY

1950  
JAN 10 1950  
LIBRARY





