

[Report 1952] / Medical Officer of Health, Clitheroe U.D.C. / Borough.

Contributors

Clitheroe (England). Urban District Council.

Publication/Creation

1952

Persistent URL

<https://wellcomecollection.org/works/qm4x9t2n>

License and attribution

You have permission to make copies of this work under a Creative Commons, Attribution license.

This licence permits unrestricted use, distribution, and reproduction in any medium, provided the original author and source are credited. See the Legal Code for further information.

Image source should be attributed as specified in the full catalogue record. If no source is given the image should be attributed to Wellcome Collection.




Wellcome Collection
183 Euston Road
London NW1 2BE UK
T +44 (0)20 7611 8722
E library@wellcomecollection.org
<https://wellcomecollection.org>



BOROUGH OF CLITHEROE

A N N U A L R E P O R T



J. H. FAIRWEATHER, M.D., M.R.C.P., D.P.H.


MEDICAL OFFICER OF HEALTH

A N D

E. COATES, C.S.I.B., A.R.S.I.

SENIOR SANITARY INSPECTOR

FOR THE YEAR ENDING
31st DECEMBER, 1952



STAFF OF THE PUBLIC HEALTH DEPARTMENT

MEDICAL OFFICER OF HEALTH
(Part-time)

J.H. FAIRWEATHER, M.D., M.R.C.P.,
D.P.H.

SENIOR SANITARY INSPECTOR
FOOD INSPECTOR
SHOPS INSPECTOR
CLEANSING SUPERINTENDENT

E. COATES, C.S.I.B., A.R.San.I.

ADDITIONAL SANITARY INSPECTOR
DEPUTY FOOD INSPECTOR

M. C. DAWSON, C.S.I.B.

CLERICAL OFFICER

N. CLEGG

—0—

STATE OF THE WORLD 1900

THE WORLD IN 1900
BY
J. H. COOPER, JR.

THE WORLD IN 1900
BY
J. H. COOPER, JR.

THE WORLD IN 1900
BY
J. H. COOPER, JR.

THE WORLD IN 1900
BY
J. H. COOPER, JR.

THE WORLD IN 1900
BY
J. H. COOPER, JR.

THE WORLD IN 1900
BY
J. H. COOPER, JR.

THE WORLD IN 1900

THE WORLD IN 1900

THE WORLD IN 1900

PART I


- (A) STATISTICS AND SOCIAL CONDITIONS OF THE AREA
- (B) GENERAL PROVISION OF HEALTH SERVICES
- (C) PREVALENCE AND CONTROL OF INFECTIOUS DISEASES

BY

J. H. FAIRWEATHER, M.D., M.R.C.P., D.P.H.

MEDICAL OFFICER OF HEALTH

-O-O-O-O-O-



Digitized by the Internet Archive
in 2017 with funding from
Wellcome Library

A. SUMMARY OF STATISTICS AND SOCIAL CONDITIONS

Area of Borough (in acres)...	2,386
POPULATION - PRELIMINARY CENSUS, 1951	12,057
ESTIMATED POPULATION - MID 1952	12,000
Number of Inhabited Houses, Census 1931..	3,215
Number of Inhabited Houses, end of 1952..	4,040
Rateable Value...	£75,026
Sum represented by a Penny Rate	£ 300

The principal Industries carried on in the area are Cotton and Rayon Weaving, Cotton Bleaching, Cement Manufacture, Chemical Manufacture, Limestone Quarrying, Agricultural Engineering and Garment Manufacture.

SUMMARY OF VITAL STATISTICS

		<u>M.</u>	<u>F.</u>	<u>Total</u>	
<u>Live Births</u>	Legitimate...	85	73	158	<u>BIRTH RATE</u> per 1,000 of
	Illegitimate.	3	-	3	estimated resident Popul-
					ation.
	Total.....	88	73	161	Crude..... 13.4
					Adjusted... 14.5
<u>Stillbirths</u>	Legitimate...	2	2	4	<u>RATE</u> per 1,000 total
	Illegitimate.	-	-	-	(live and still) Births
	Total.....	2	2	4	...24...
<u>Deaths</u>	87	64	151	<u>DEATH RATE</u> per 1,000 of
					est. resident population
					Crude..... 12.6
					Adjusted... 10.7
<u>Infantile</u>	Legitimate...	2	2	4	<u>RATE</u> per 1,000 Live Births
<u>Mortality</u>	Illegitimate.	-	-	-25.....
(Infants under					
1 year)		2	2	4	
<u>Neo-Natal</u>	Legitimate...	1	-	1	<u>RATE</u> per 1,000 Live Births
<u>Mortality</u>	Illegitimate.	-	-	-6.....
(Infants under					
4 weeks)		1	-	1	
<u>Maternal</u>	Deaths from Pregnancy, Childbirth, etc.				Nil
<u>Mortality</u>	M <u>MORTALITY RATE</u> per 1,000 total (live				Nil
	and still) Births...				

BIRTHS

The number of LIVE BIRTHS registered during the year was 161, giving an adjusted BIRTH RATE of 14.5 per 1,000 population.

The trend of this Rate over the past ten years, in comparison with the rate for England and Wales, is shown in the following Table:-

Year	Clitheroe			Rate per 1,000	England & Wales
	No. of Births.				Rate per 1,000
	M.	F.	Total		
1943	92	91	183	16.6	16.5
1944	110	98	208	18.8	17.6
1945	74	75	149	13.8	16.1
1946	87	91	178	16.2	19.1
1947	124	116	240	21.9	20.5
1948	108	103	211	17.7	17.9
1949	115	113	228	18.6	16.7
1950	121	113	234	20.4	15.8
1951	80	79	159	14.4	15.5
1952	88	73	161	14.5	15.3

STILLBIRTHS

The Table given below sets out details relating to Stillbirths for the past ten years :-

Year	Number of Stillbirths			Rate per 1000 (live & still) Births	Rate per 1000 population	
	Leg.	Ill.	Total		Clitheroe	England and Wales
1943	11	-	11	56	0.99	0.51
1944	5	-	5	23	0.63	0.50
1945	3	-	3	19	0.28	0.46
1946	6	3	9	48	0.82	0.53
1947	6	-	6	24	0.55	0.50
1948	10	-	10	45	0.84	0.42
1949	2	-	2	9	0.16	0.39
1950	8	-	8	33	0.64	0.37
1951	7	-	7	42	0.58	0.36
1952	4	-	4	24	0.33	0.35

DEATHS

The number of Deaths of Clitheroe residents which occurred during the year was 151, representing an adjusted DEATH RATE of 10.7 per 1,000 of the population.

The Death Rate for the Borough for the past ten years is shown below in comparison with the rate for England and Wales :-

Year	Clitheroe		England & Wales Rate per 1,000
	Total Deaths	Rate per 1,000	
1943	167	15.1	12.1
1944	145	13.1	11.6
1945	167	15.4	11.4
1946	159	14.5	11.5
1947	156	14.2	12.0
1948	179	15.0	10.8
1949	180	14.7	11.7
1950	183	12.6	11.6
1951	184	13.0	12.5
1952	151	10.7	11.3

The following Table gives the INFANTILE MORTALITY RATE, per 1,000 live births, for the past ten years, compared with the rates for England and Wales and the Smaller Towns in the Country :-

Year	Clitheroe	England and Wales	Smaller Towns 25,000 - 50,000
1943	43	49	46
1944	28	46	44
1945	46	46	43
1946	16	43	37
1947	25	41	36
1948	37	34	32
1949	35	32	30
1950	21	29.8	29.4
1951	38	29.6	27.6
1952	25	27.6	25.8

Average 1943 - 1952 - Clitheroe 31.4 Smaller Towns 35.1

		Total	Rate per 1,000 population.
<u>OTHER INFANT</u>	Deaths from Measles(all ages)..	Nil	-
<u>DEATHS</u>	Deaths from w.Cough(all ages)..	Nil	-
	Deaths from Diarrhoea (under 2 years).....	Nil	-

The following Table shows the causes and sex distribution of deaths of Clitheroe residents during 1952 :-

Cause of Death	M.	F.	Total
All Causes - Certified...	87	64	151
Uncertified.	-	-	-
Diphtheria	1	-	1
Whooping Cough	-	-	-
Measles.	-	-	-
Tuberculosis of Respiratory System	1	1	2
Other Tuberculous Diseases	1	-	1
Acute Poliomyelitis.	-	-	-
Influenza	-	-	-
Cancer (all forms)..	14	11	25
Diabetes	1	-	1
Vascular Lesions of Nervous System	10	12	22
Heart Disease.	34	22	56
Other Diseases of the Circulatory System	6	3	9
Pneumonia	5	3	8
Bronchitis	3	-	3
Other Diseases of Respiratory System..	2	-	2
Ulcer of Stomach and Duodenum... ..	1	-	1
Gastritis, Enteritis and Diarrhoea	-	-	-
Nephritis and Nephrosis... ..	-	1	1
Pregnancy, Childbirth, Abortion.	-	-	-
Congenital Malformations..	-	1	1
Motor Vehicle Accidents... ..	-	-	-
All other Accidents.	-	3	3
Suicide.	-	2	2
Homicide and Operations of War..	-	-	-
All Other Causes	6	5	13
Totals	87	64	151

B. GENERAL PROVISION OF HEALTH SERVICES

A comprehensive range of Services is maintained by the Local Health Authority, the Lancashire County Council, including Ante-Natal Clinic (with classes for Exercises and Relaxation), Child Welfare Clinic, Eye and Aural Clinic, and other School Medical Services - Medical and Dental.

The AMBULANCE SERVICE is also provided by the Lancashire County Council, the Station being situate in Princess Avenue.

GENERAL HOSPITAL SERVICES are provided by the Regional Hospital Board in Blackburn, Accrington, Preston and Burnley. There is also access, where required, to Manchester, Liverpool and other Hospitals.

Provision is made for MATERNITY CASES at Preston Royal Infirmary, Queen's Park Hospital, Blackburn, and Bramley Meade, Whalley, and for INFECTIOUS DISEASES at Park Lee Hospital, Blackburn.

LABORATORY FACILITIES. The Pathological and Bacteriological Departments of the Blackburn and East Lancashire Royal Infirmary undertake the Public Health Laboratory work for the Borough in accordance with the Government Scheme officially carried out by the Manchester Regional Hospital Board. This Laboratory is also used by the General Practitioners of the town.

There is also a Pathological Clinic in the town, weekly, through an arrangement made by the Trustees of the Clitheroe Nursing Association.

C. PREVALENCE AND CONTROL OF INFECTIOUS DISEASES

The incidence of Infectious Diseases, other than Tuberculosis, is shown in the following Table, which includes particulars of cases notified, cases removed to hospital, and death from these diseases. Cases of the non-notifiable minor infectious diseases are not included.

Notifiable Diseases	Cases Notified						Total Deaths	Cases removed to Hospital
	Age periods - years							
	0-1	1-5	5-10	10-25	25-65	65 & over		
Smallpox.....	-	-	-	-	-	-	-	-
Diphtheria.....	-	1	-	-	-	-	1	1
Scarlet Fever..	-	21	27	6	1	-	-	4
Typhoid Fever..	-	-	-	-	-	-	-	-
Paratyphoid F..	-	-	-	-	-	-	-	-
Measles.....	2	69	59	3	2	-	-	1
Whooping Cough.	5	30	16	1	1	-	-	-
Ac. Pneumonia..	-	-	1	-	3	3	-	-
Puerperal Pyrexia.....	-	-	-	1	3	-	-	-
Poliomyelitis-paralytic.....	-	-	-	1	-	-	-	-
non-paralytic.	-	-	-	-	-	-	-	-
Dysentery.....	-	-	-	-	-	-	-	-
Ophthalmia Neonatorum....	-	-	-	-	-	-	-	-
Erysipelas.....	-	-	-	-	-	-	-	-
Malaria.....	-	-	-	-	-	-	-	-
Food Poisoning.	-	-	-	-	-	-	-	-
Totals....	7	121	103	12	10	3	1	6

It will be seen from the foregoing Table that 256 cases of notifiable disease were reported during the year, an increase of 17 cases on the previous year. Of this total, 53 notifications were in respect of WHOOPING COUGH (127 in 1951), 135 in respect of MEASLES (60 in 1951), and 55 for SCARLET FEVER (an increase of 19 on the figure for 1951. There was a considerable decrease in Whooping Cough as compared with 1951 but a considerable increase in cases of Measles. Scarlet Fever too showed increase over the previous year. All these outbreaks showed the cases to be of a fairly mild type and no deaths resulted.

One case of Paralytic POLIOMYELITIS was reported during 1952.

After a complete absence of DIPHTHERIA since 1946, one case, a non-immunised child, was found to be suffering from this complaint. The case, which was removed to Hospital, unfortunately proved fatal. Extensive enquiries followed this case and many contacts were traced and kept under observation. Fortunately no further cases developed. Special publicity was given to the importance of preventive inoculations against this disease.

The following Table gives the comparative incidence of Infectious Disease during the past five years :-

Disease	1948	1949	1950	1951	1952
Smallpox... ..	-	-	-	-	-
Diphtheria.	-	-	-	-	1
Scarlet Fever	15	24	8	36	55
Measles	203	89	197	60	135
Whooping Cough... ..	37	19	32	127	53
Typhoid Fever	-	-	-	-	-
Paratyphoid Fever	-	-	-	1	-
Ac. Poliomyelitis - paralytic ..	-	1	1	2	1
-do- non- paralytic ..	-	-	2	1	-
Acute Encephalitis	-	1	-	-	-
Erysipelas.	2	4	2	1	-
Acute Pneumonia..	4	10	1	11	7
Dysentery..	-	-	-	-	-
Ophthalmia Neonatorum..	1	-	-	-	-
Malaria - all forms	-	-	-	-	-
Food Poisoning... ..	-	49	-	-	-
Puerperal Pyrexia	-	-	-	-	4
Tuberculosis - Pulmonary	3	7	7	15	4
-do- Non-Pulmonary	1	6	-	6	2
Totals	266	210	250	260	262

TUBERCULOSIS

Cases of Tuberculosis were admitted to various Sanatoria under the Regional Hospital Board which administers the general Scheme. Close liaison is still maintained between the Board and the local Public Health Department.

All necessary disinfections following these cases are carried out by our own Department.

The following Table shows the age group incidence of new cases of Tuberculosis notified, and the deaths from the disease in 1952.

Age Periods Years.	New Cases				Deaths			
	Respiratory		Non-Respiratory		Respiratory		Non-Respiratory	
	M.	F.	M.	F.	M.	F.	M.	F.
0-	-	-	-	-	-	-	-	-
1-	-	-	-	-	-	-	1	-
2-	-	-	-	-	-	-	-	-
5-	-	-	1	-	-	-	-	-
10-	-	-	-	1	-	-	-	-
15-	-	-	-	-	-	-	-	-
20-	-	-	-	-	-	-	-	-
25-	1	-	-	-	-	-	-	-
35-	-	-	-	-	-	-	-	-
45-	1	-	-	-	-	-	-	-
55-	-	1	-	-	1	-	-	-
65-	-	-	-	-	-	-	-	-
75+	-	1	-	-	-	1	-	-
Totals	2	2	1	1	1	1	1	-
	4		2		2		1	

It will be seen that 4 cases of Respiratory Tuberculosis were notified during the year. This is a decrease of 11 cases over the previous year.

The Table below gives the Death Rates from Respiratory Tuberculosis in the Borough and the Administrative County of Lancashire for the years 1942 to 1951 and, for the purpose of comparison, the Rate for England and Wales :-

Year	Death Rate per 1,000 of Population		
	Clitheroe	Lancashire	England & Wales
1942	0.09	0.41	0.54
1943	0.18	0.41	0.56
1944	0.45	0.42	0.52
1945	0.46	0.38	0.52
1946	0.37	0.39	0.47
1947	0.18	0.38	0.47
1948	0.25	0.34	0.44
1949	0.16	0.34	0.40
1950	0.16	0.28	0.32
1951	0.17	0.26	0.28
Average of 10 Years	0.25	0.36	0.45

MASS RADIOGRAPHY

The visit of the Mass Radiography Unit of the Manchester Regional Hospital Board in September, 1951 was commented upon in my last Annual Report but at that time the final survey result was not to hand and only sparse information could be given. I am now able to report that the Survey was very successful.

Apart from 442 schoolchildren, 16 ante-natal cases and 20 General Practitioner cases, some 5,397 persons were x-rayed. Of this number, 2,957, i.e. 55%, were from industry and offices, and 2,440, i.e. 45%, were "general public". The proportion of persons attending as "general public" was at that time the highest achieved by this Unit in any area.

In all, 12 cases of active Pulmonary Tuberculosis were discovered, 9 male and 3 female, giving an overall incidence of 2.0 per 1,000 (3.2 for males and 1.0 for females). This is about average for this part of the Region and well below the National figure (3.6 for males and 3.9 for females). Of these 12 cases, 7 were strictly unilateral and early enough to have surgical treatment if necessary. Only 2 were shown to have a positive sputum during the time they were followed up by officers of the Unit.

The fact that these cases were discovered early means that the prospects of cure are extremely good. If Mass Radiography can discover cases early like this before they feel "seedy" enough to know they need medical care and before they become infectious, it renders a great service to the patients by an earlier and easier cure, and to the general public by shielding them from sources of infection.

No case of active Tuberculosis was found among the 442 schoolchildren x-rayed.

Quite apart from Tuberculosis, a routine Survey of the people, such as this, brings to light a few other diseases which would inevitably be missed till the disease had obtained a further hold and become more difficult to eradicate. Thirty-nine such people with non-tuberculous abnormalities of the chest were referred to their own doctor (30 cases) or a Chest Physician (8 cases). In some of these the discovery proved very valuable indeed, both to the patient and the medical attendant - in fact a life-saving measure.

The results of the Survey show the work to be abundantly justified and it is hoped that when a further Survey is made in 1954 or 1955, employers and the general public will show the same co-operation and enthusiasm as they did in the Survey now reported upon.

HEALTH FILMS - SCHOOLS AND ORGANISATIONS

Health Education films were again shown in several of the Schools in the Borough. In addition, several Organisations who meet regularly during the winter months took advantage of the offer of films. These arrangements were made through the Divisional Health Office.

P A R T II

ENVIRONMENTAL HYGIENE

1. SANITARY CIRCUMSTANCES OF THE AREA
(INCLUDING REFUSE REMOVAL AND DISPOSAL)

2. H O U S I N G

3. INSPECTION AND SUPERVISION OF FOOD

BY

E. COATES, C.S.I.B., A.R.San.I.
SENIOR SANITARY INSPECTOR
AND
CLEANSING SUPERINTENDENT

1874

THE STATE OF NEW YORK

IN SENATE,

January 15, 1874.

REPORT

OF THE

IN

THE SENATE,

AND

IN

THE ASSEMBLY,

1. SANITARY CIRCUMSTANCES OF THE AREA

WATER SUPPLY

This is from neighbouring upland sources and is of a high degree of purity and adequate at the source. The storage capacity of the existing reservoirs, however, is not sufficient, and during the spells of dry weather this lack of storage gives rise to some anxiety and calls for economy measures in the use of water.

The Local Authority is making every effort to expedite the Borehole Scheme to tap a subterranean reservoir and thus augment our resources and ensure an adequate and safe supply of water at all times.

With one exception, an old house on the extreme north boundary of the town, all houses have a direct supply from the public mains.

WATER SAMPLING

During the year 150 Bacteriological Examinations and one Chemical Analysis were made with satisfactory results generally.

DRAINAGE AND SEWAGE

During the year new sewers were installed for the 73 new houses and flats under construction.

The Council has given preliminary consideration to the question of extensions to the present Sewage Works and a Scheme is to be prepared at a later date.

SANITARY ACCOMMODATION

There are in the Borough some 15 Pail Closets, 1,330 Waste Water or "Tipper" Closets, 3 Trough Closets and 4,035 Freshwater Closets.

Ten waste-water closets were converted to the fresh-water system during the year.

Consideration will be given in the not far distant future to a comprehensive Scheme of conversion of the remaining pail closets and the large number of obsolete and insanitary waste-water closets. This Scheme, which was anticipated in the immediate post-war period, was found to be impracticable owing to the acute shortage of labour and materials, a state of affairs which is now somewhat eased.

RIVERS AND STREAMS

No special action was called for during the year in respect of the pollution of rivers and streams.

REFUSE REMOVAL AND DISPOSAL

The following is a summary of the work done in the removal of House and Shop Refuse, etc. (excluding salvage loads) during the year ended 31st December, 1952 :-

1. House and Shop Refuse removed to the Destructor	2,625 loads
2. Offal removed from the Government Slaughterhouse	170 loads
3. Fish and Vegetable Offal removed from Trade Premises and Market.....	233 loads
4. Nightsoil from Pail Closets.....	53 loads
Total.....	<u>3,081 loads</u>

The total weight of House and Shop Refuse (2,625 loads) amounted to 3,315 tons.

There are some 4,536 dustbins in the area and during the year, despite shorter working hours and the new building developments in the town, a collection period of 7 - 10 days was maintained throughout the greater part of the year.

The collection of salvage material continued during 1952, but the drastic reductions in waste paper prices affected the Department's finances very seriously from April onwards with the result that income from sales was only one-half the estimated amount. This position was further aggravated by the fact that the Mills had cut down drastically their intake of waste paper, our storage space was full to capacity, and the continued salving of paper presented a real problem. Fortunately, the position was relieved later in the year and waste paper collection could continue, though with a much reduced revenue. Local Authorities throughout the country have most efficiently carried on the salvage service to satisfy a national need and it is most difficult to understand why the responsible Government Department should not take steps to prevent these sudden dislocations of this service. For the smaller local authorities, particularly, this is a very serious matter which should be constantly under review at a high level.

The Incentive Bonus Scheme for workmen adopted late in 1951, as a result of the slump, has proved futile.

Kitchen Waste, which is sent for processing and is a valuable foodstuff for pigs, is collected from communal bins three times weekly in summer and twice weekly at other times. These collections have increased during the year under review. Special attention is given to the regular changing, cleansing, spraying and painting of the bins so as to obviate nuisance therefrom.

SALVAGE

The following Table shows the total weight of salvage disposed of, and the income derived therefrom, during the year ended 31st December, 1952:-

Material	Amount				Revenue		
	T.	C.	Q.	LBS.	£	S	D
Baled Destructor Tins ...	32.	8.	3.	0.	100	19	7
Waste Paper... ..	56.	19.	0.	0.	615	4	9
Textiles	1.	3.	3.	26.	15	10	11
Kitchen Waste.	150.	12.	2.	0.	484	4	4
Ferrous Metals	11.	15.	1.	0.	21	12	6
Non-Ferrous Metals.. ...		6.	0.	22.	10	2	0
Totals	253.	5.	2.	20.	1,247	14	1

SANITARY INSPECTION OF THE DISTRICT

Number of premises visited...	2,962
Number of Nuisances discovered	306
Number of Nuisances abated...	298
No. of House Inspections under Housing Acts	128
Number of Re-Inspections	44
Number of Other House Inspections..	96
Number of Bakehouse Inspections	45
Number of Factory Inspections	92
Number of Visits to Government Slaughterhouse..	408
Number of Visits to Food Shops and Stalls	248
Number of Visits to Dairies..	28

Number of Visits to Ice Cream Shops...	36
Number of Visits under Shops Acts	47
Number of Visits to Infected Houses...	52
Number of Visits re. Works in Progress	30
Miscellaneous Visits re. Complaints, etc	695
Number of Houses Disinfected	30
Number of Houses Disinfested	3
Informal Notices Served...	271
Statutory Notices Served..	Nil.

MOVEABLE DWELLINGS AND CAMPING SITES

No action was called for in respect of moveable dwellings and camping sites during the year.

SHOPS

Routine inspection, and special inspection as occasion required, continued during the year. No special difficulties were encountered during the period under review.

FACTORIES

There are at present 11 Non-Power and 130 Power Factories, a total of 141 premises, on the Register and coming within the purview of the Factories Acts.

Inspection during the year proved that the standard generally was satisfactory.

In two cases attention was drawn to insufficient or defective sanitary accommodation, and in one case of want of cleanliness of walls.

SCHOOLS

In last year's Report attention was drawn to the obsolete sanitary accommodation at one of the Schools. Such accommodation was giving rise to serious nuisance.

Representation to the appropriate Authority resulted in the submission of a scheme for the provision of new and up-to-date sanitary accommodation and washing facilities at this school but the implementing of the scheme was delayed unduly and the obsolete accommodation is still existing at the end of 1952 - a most undesirable state of affairs.

OFFENSIVE TRADES

There are no Offensive Trades established in the Borough area.

DISINFESTATION

During 1952 three premises were found to be infested with vermin and the necessary action was taken for their disinfestation.

ATMOSPHERIC POLLUTION

No special action was called for in respect of smoke abatement.

The problem of atmospheric pollution by fumes and dust emitted from a Cement Works, a Chemical Works and a Stone-Crushing Plant calls for periodic attention, but during the year under review it was evident that the Firms concerned were mindful of the problem and took the "best practicable means" to minimise nuisance, with the result that conditions improved very considerably.

The attention of Works' owners and Contractors was again called to the problem of air-borne dust from vehicles in passage through the town. They were asked to provide vehicles with effective covers and to avoid overloading at the source of supply and thus help to obviate this nuisance.

RAG FLOCK AND OTHER FILLING
MATERIALS ACT, 1951

Two sets of premises are registered in accordance with this Act.

PET ANIMALS ACT 1951

Under this Act one licence was issued during the year. The Firm concerned was very co-operative and always ready to meet the demands of the Department's officials as to the keeping of animals on their premises.

DEALERS IN OLD METAL, ETC.

In accordance with Section 86 of the Public Health Acts (Amendment) Act, 1907, six dealers made application and were duly registered during the year. In this matter the Department's officials are to co-operate with the Police Authority when necessary.

RODENT CONTROL

A full-time Operator, under the direction of the Senior Sanitary Inspector, is employed on this work. Under the Scheme the town is divided into eight sections and regular tours of inspection of premises and land are made within these sections. Complete records are kept of all infestations found and treatments carried out.

One test baiting and two maintenance treatments of the town's sewers were again carried out during the year.

Several refuse tips and other premises were treated at intervals on behalf of the Bowland Rural District Council.

The degree of infestation in the town, especially in regard to the public sewers, has been considerably reduced since the commencement of the Scheme almost nine years ago, and every effort is made to maintain or still further reduce the level of rodent infestation. Prompt notice of infestations is now the order of the day and it is evident that occupiers of premises generally appreciate that rat and mice destruction is an important public health measure and, moreover, an economic necessity.

In accordance with the provisions of the Prevention of Damage by Pests Act, 1949 a full report on Rodent Control for the year ended 31st December, 1952 was forwarded to the Ministry of Agriculture and Fisheries.

The following Table gives a summary of the work done during the year under review :-

Number of Inspections of Premises.	Number of Premises found Infested.	Number of Treatments Carried Out.	Estimated Kill of Rats.	Cumulative Total of rats killed since inception of Service.
1,231	54	71	1,820 (Actual bodies recovered 443)	11,776 (actual bodies recovered 2,941)

CHIEF SANITARY REQUIREMENTS OF THE DISTRICT

1. The provision of more new Housing Accommodation.
2. The abolition of sub-standard housing and the re-conditioning of other properties.
3. The conversion to the fresh-water system of the remaining pail closets and the large number of waste-water closets.
4. The provision of more Public Conveniences, one of which should be centrally situated and equipped with full modern facilities for washing, etc.

2. HOUSING

Generally speaking the standard of Housing in the Borough is fairly good, but there are several areas of sub-standard property and some 200 single and back-to-back houses which call for action under the Housing Acts. It is hoped that in the not far distant future some positive action will be taken towards the clearance of the undesirable areas.

New building programmes are still of importance and must be continued, not only to make good the shortage of accommodation as evidenced by the still lengthy house waiting list, but also to render possible the resumption in earnest of slum clearance.

Almost equally important, however, is the preservation of the older houses which can provide good homes for many years ahead. In some cases proper repair and maintenance is all that is required, but in others modern amenities such as hot water systems, bathrooms, electricity and efficient heating appliances are needed.

The solution to this problem appears to be bound up with rent control and the means by which the investment of capital, whether private or public, in housing improvements can be stimulated. Some revision of the Rent Restrictions Acts in the near future is envisaged by many, but it must be stated that any such revision will be useful only in so far as rent increases are tied to adequate repair and maintenance of the properties in question. Unless some effective way is quickly found to reclaim many of the older properties it will be useless to try to prolong their life. Before this problem can be solved a proper balance will have to be drawn between the claims of new house building on capital, labour and materials and the claims of the older houses which should be maintained.

During 1952, 32 permanent traditional houses were completed by the Borough Council and 13 by private persons, a total of 45 houses. Work was in progress on 46 traditional houses and 44 Flats at the end of the year.

No reliable statistics can be given at the present time as to the prevalence of Overcrowding in the town.

No Schemes of "Improvement" have been undertaken during 1952 under Part II of the Housing Act, 1949. The improvement grant clauses of this Act are permissive and do not oblige owners to improve their houses nor local authorities to make grants. For this reason it appears hardly likely that the provisions of this Act will bring about the reclamation of sub-standard property on a really large scale.

HOUSING STATISTICS

Number of Houses erected during the year...	..	45
Number in course of erection at the end of the year	90
Number of houses inspected for housing defects...	..	102
Number of houses found to be unfit for human habitation	..	1
Number of other houses found not to be in all respects fit for human habitation	56
Number of houses rendered fit in consequence of informal action by L.A. or their officers.	47
Number of houses against which statutory action was taken with a view to closure as dwellings	Nil
Number of cases of Overcrowding relieved during the year	..	Nil
Number of Schemes submitted under Housing Act, 1949	Nil

3. INSPECTION AND SUPERVISION OF FOOD

MILK SUPPLY

The Local Authority is responsible for milk distribution and the supervision of dairymen only, the inspection of farm cowsheds, etc. resting on the Ministry of Agriculture and Fisheries.

Three sets of premises are registered by dairymen in the Borough. Routine inspection of these premises has proved them to be satisfactorily maintained during the year.

Five Dealers' Licences for the sale of "Tuberculin Tested" Milk were issued during the year.

Twelve samples of milk were forwarded to the Laboratory at Blackburn Royal Infirmary for biological tests for Tuberculosis and all gave negative results. Five samples were submitted for the Methylene Blue Reduction Test (test for keeping quality) and all were considered satisfactory.

MEAT AND OTHER FOODS

The Public Abattoir is still used as a Government Centre for the slaughtering and distribution of meat in the area comprising the Borough and the Clitheroe and Bowland Rural Districts and this centralisation greatly facilitates the work of inspection..

Work on the reconditioning and improvement of the buildings was commenced during the year, following approval by the Ministry. Difficulties in the supply of the steel equipment, however, seriously delayed the work and the scheme was incomplete at the end of the year.

The following shows the amount of food condemned and removed from the food supply during the year ended 31st December, 1952 :-

BEEF

30 Carcases.....	12,250 lbs.	117 Heads & Tongues....	3,093 lbs.
12 Forequarters.....	1,362 lbs.	Beef Fat.....	1,174 lbs.
4 Hindquarters.....	512 lbs.	38 Skirts.....	68 lbs.
Carcase Parts.....	915 lbs.	35 Hearts.....	123 lbs.
Liver Trimmings....	7,467 lbs.	35 Tails.....	70 lbs.
Udder.....	1,162 lbs.	247 Lites & 60 Melts...	2,409 lbs.

MUTTON

30 Carcases.....	1,259 lbs.
Carcase Parts....	33 lbs.
33 Heads & Plucks...	219 lbs.
26 Plucks.....	100 lbs.
561 Livers.....	998 lbs.
1 Head.....	4 lbs.
Fat	14 lbs.

PORK

8 Carcases.....	763 lbs.
Carcase Parts.....	128 lbs.
7 Heads.....	82 lbs.
65 Plucks.....	325 lbs.
1 Liver.....	3 lbs.

VEAL

42 Carcases.....	1,213 lbs.
42 Heads & Plucks...	332 lbs.
1 Pluck.....	10 lbs.

OTHER FOODS

Canned Boiled Ham.. 223 lbs. Canned Milk... 80 tins. Canned Fish.. 27 tins.
Canned Vegetables.. 87 tins. Canned Fruit.. 632 tins. Canned Meat. 135 tins.
Assorted Foods.. 48 jars. Margarine.. 84 lbs. Potatoes.. 8 tons.
Sugar... 26 lbs. Dates.... 27 pkts. Chocolate Marshmallows... 566.

Further particulars as to the inspection and condemnation of meat carcasses are shown in the Table on Page 19.

The Borough of Clitheroe (Food) Order, 1952, declaring Section 14 of the Food and Drugs Act, 1938 in force, came into operation on the 1st April, 1952.

Under this Section, 16 premises are registered for the preparation and manufacture of sausages or potted, pressed, pickled or preserved meat foods intended for sale. Fifty-one premises are also registered for the sale of ice cream. Prior to 1st April, 1952 the above premises had been registered under the provisions of the Lancashire County (Rivers Board and General Powers) Act, 1938, which was repealed by the L.C.C. (General Powers) Act, 1951.

As from 1st April, four Hawkers of Food and their premises were registered under Section 14 of the L.C.C. (General Powers) Act, 1951.

Copies of the Byelaws under Section 15 of the Food and Drugs Act, 1938 are supplied to all food shops and stalls in the Borough.

Notices requesting customers not to bring dogs into food shops are displayed in most premises, and it is pleasing to note that traders and customers generally have appreciated the significance of this practical step towards a higher standard of food hygiene.

It was found necessary during the year to issue Notices in respect of two sets of premises calling for the carrying out of works necessary to ensure a higher standard of hygiene. The improvements were carried out in both cases.

Routine inspections, and special inspections when called for, are carried out in respect of Food Shops and Stalls and food preparing premises generally where high standards of personal cleanliness are vital. In these days of increased communal feeding and the consequent increase in the number of "explosive" outbreaks of Food Poisoning, it is essential that all persons engaged in the preparation and handling of food should be fully aware of their great responsibility and the grave danger of careless and slipshod practices. Premises and equipment of a high standard are certainly desirable but these are quite ineffective without the adoption of an equally high standard of personal hygiene among food handlers. One employee in a food factory, canteen or restaurant, by ignorance, apathy or mere carelessness, may jeopardise the health of hundreds of people. Whatever standard of premise or code of practice is called for by the Public Health officers, such measure is of no avail if the individual food manufacturer or employee in the trade neglects his responsibilities.

MEAT CARCASSES INSPECTED AND CONDEMNED

	Cattle including Cows	Calves	Sheep and Lambs	Pigs
Number killed... ..	1,105	338	4,906	492
Number Inspected	1,107	338	4,914	719
<u>All diseases except Tuberculosis :-</u>				
Whole carcasses condemned	14	40	30	6
Carcasses of which some part or organ was condemned.. ...	470	3	644	49
Percentage of the number inspected affected with disease other than T.B.	43.7%	12.7%	13.7%	7.6%
<u>Tuberculosis only :-</u>				
Whole carcasses condemned	16	2	Nil	2
Carcasses of which some part or organ was condemned.. ...	215	Nil	Nil	39
Percentage of the number inspected affected with T.B.... .	20.8%	0.6%	Nil	5.7%

COPY 3A

17

COPY 3A

COPY 3A

