

[Report 1966] / Medical Officer of Health, Cleethorpes Borough.

Contributors

Cleethorpes (Lincolnshire, England). Borough Council.

Publication/Creation

1966

Persistent URL

<https://wellcomecollection.org/works/cgdyvjw8>

License and attribution

You have permission to make copies of this work under a Creative Commons, Attribution license.

This licence permits unrestricted use, distribution, and reproduction in any medium, provided the original author and source are credited. See the Legal Code for further information.

Image source should be attributed as specified in the full catalogue record. If no source is given the image should be attributed to Wellcome Collection.



Wellcome Collection
183 Euston Road
London NW1 2BE UK
T +44 (0)20 7611 8722
E library@wellcomecollection.org
<https://wellcomecollection.org>



Borough of Cleethorpes



Annual Report

OF THE

MEDICAL OFFICER OF HEALTH

AND THE

CHIEF PUBLIC HEALTH INSPECTOR

FOR THE YEAR

1966

Borough of Cleethorpes



Annual Report

OF THE

MEDICAL OFFICER OF HEALTH

AND THE

CHIEF PUBLIC HEALTH INSPECTOR

FOR THE YEAR

1966

HEALTH COMMITTEE MEMBERS 1966-67

Chairman: Ald. G.R. Sinderson, J.P.

Vice-Chairman: Coun. F. Mitchell.

Ald. A.W. Cox. Ald. J.O. Os'ear, J.P. Coun. P.A. Burton

Coun. A.C. Hooton Coun. H. Ridley Coun. D.M. Pipe

Coun. C. Edwards Coun. W. Solomon, J.P., B.E.M.

STAFF OF THE HEALTH DEPARTMENT.

Medical Officer of Health	Dr. J.M.B. Carr, M.B. Ch.B. D.P.H. (from February 1966)
Chief Public Health Inspector.	John W. Finch, F.R.S.H., M.A.P.H.I.
Deputy Chief Public Health Inspector	D.W. Keightley, M.A.P.H.I.
Additional Public Health Inspector	D. Lingard (until September 1966)
Additional Public Health Inspector	J. Hufferd (until November 1966)
Pupil Public Health Inspector	D.W. Tommon (until March 1966)
Pupil Public Health Inspector	C. Mumby (from December 1966)
Shorthand-Typist	Miss D.E. Speel.
Rodent Operative	H. Garratt.
Infectious Disease Prevention Attendant	E. Appleton.

COUNTY COUNCIL STAFF WORKING IN THE BOROUGH.

Dr. A. Docker, M.B., Ch.B., M.R.C.S., L.R.C.P. Assistant County Medical Officer.
Dr. T. Lee, M.B., B.S. Assistant County Medical Officer.
Mrs. P. Whitehead. Clinic Secretary.

CLEETHORPES NURSING TEAM

Area - Cleethorpes and surrounding rural area.

Team Leader

Mrs. F.M. Cash, S.R.N. 161 Clee Road, Cleethorpes.

General Nurses

Mrs. E.A. Nicholls, S.R.N. S.C.M. 26 Windermere Grove, Humberston.

Mrs. J. Hoyle, S.R.N. 75 Bradford Avenue, Cleethorpes.

Mrs. C. Gibson, S.R.N. 54 Suggitts Lane, Cleethorpes.

All messages for general nursing care can be left at the Ambulance Station, Poplar Road, Cleethorpes. Telephone Cleethorpes 62912.

Midwives

Any of the following midwives may be contacted:-

Miss H.M. Fawcett, S.R.N. S.C.M. 85 Granville Street, Grimsby. Tel: Grimsby 56808

Miss M. Hargadon, S.C.M. 127 Winteringham Road, Grimsby. Tel: Grimsby 57512

Mrs. O. Boyce, S.R.N. S.C.M. 10 Cambridge Street, Cleethorpes. Tel: Cleethorpes 63438

Miss R. Smith, S.R.N. S.C.M. 15 Doughty Close, Waltham. Tel: Waltham 2344

Also in the team are 3 S.E.N's. and 5 bathing attendants.

Associated Health Visitors

Miss R.E. Braybrooks, S.R.N. H.V. Cert. The Clinic, St. Hugh's Avenue, Cleethorpes.
Tel: Cleethorpes 61201

Mrs. H.L. Bryan, S.R.N. S.C.M. H.V. Cert. The Clinic, St. Hugh's Avenue Cleethorpes.
Tel: Cleethorpes 61201

Mrs. A. Grieve, S.R.N. S.C.M. H.V. Cert. Beechcourt, North End, Tetney,
Tel: Humberston 3275

Mrs. E. James, S.R.N. S.C.M. H.V. Cert. The Clinic, Anningson Lane, New Waltham.
Tel: Humberston 2578

Miss A.H. Lancaster, S.R.N. S.C.M. H.V. Cert. The Clinic, St. Thomas' Close,
Humberston. Tel: Humberston 2238.

DENTAL CLINIC

Mr. F.E. P adgett, L.D.S., R.C.S. Dental Officer.

Mr. J.E.F. Hall, L.D.S., R.C.S. Dental Officer.

SPEECH THERAPY CLINIC

Miss Palmer Speech Therapist.

CHIROPODY CLINIC

Mr. L. Barcroft. Chiropodist.

Mr. I. Webb. Chiropodist.

HEALTH DEPARTMENT,
COUNCIL HOUSE,
CLEETHORPES.

AUGUST, 1967.

Telephone No.
Cleethorpes 62822.

To The Mayor, Aldermen and Councillors of the Borough of Cleethorpes.

LADY AND GENTLEMEN,

I have th honour to present the Annual Report on the health of the Borough of Cleethorpes for 1966. The statistics indicate a healthy community.

I should like to express my appreciation of the help and consideration given me by the Chairman and members of the Public Health Committee.

I am grateful to the County Medical Officer and his Staff for information relating to the Lindsey County Council's Services in the Borough.

I would like to thank Mr. Finch and the members of the Public Health Department for their willing help and co-operation throughout the year.

I am,

Your obedient servant,

J.M.B. CARU,

Medical Officer of Health.

STATISTICS AND SOCIAL CONDITIONS OF THE AREA.

The Borough is a seaside holiday resort on the North East Lincolnshire coast at the mouth of the River Humber. It has many fine residential localities. The chief occupations of its residents are the seaside holiday trade, fishing and its various allied industries, frozen foods and in the chemical factories of the Humber Bank.

STATISTICS FOR 1966

Area of the Borough (above high water mark)	2,262 acres.
Registrar General's Estimated mid year population	33,760
Number of Inhabited houses	11,214
Rateable Value 1st April, 1966	£976,838
Product of a Penny Rate	£4085

VITAL STATISTICS

Deaths: Total number of deaths	405
Death Rate per 1,000 population	12.0
Corrected Death Rate	12.3
(Comparability Factor 1.03)	
Births: Total number of live births	614
Birth Rate per 1,000 population	18.2
Corrected Birth Rate	18.4
(Comparability Factor 1.01)	
Number of Illegitimate live births	49
Percentage of Total live births	8.0
Stillbirths: Total number	13
Stillbirth Rate per 1,000 live and stillbirths	20.7
Total live and stillbirths	627
Infant Deaths (deaths under one year)	16
Infant Mortality Rate:	
Total Infant Deaths per 1,000 total live births	26.1
Legitimate infant deaths per 1,000 legitimate live births	26.5
Illegitimate infant deaths per 1,000 illegitimate live births	20.4
Neo-Natal Mortality Rate (deaths under four weeks per 1,000 total live births)	17.9
Early Neo-Natal Mortality Rate (deaths under one week per 1,000 total live births)	17.9
Perinatal Mortality Rate (stillbirths and deaths under one week combined, per 1,000 total live and stillbirths)	38.2
Total infant deaths under 4 weeks of age	11
Total infant deaths under 1 week of age	11
Maternal Mortality (including abortion): Number of deaths	0
Rate per 1,000 total live and stillbirths	0

STATISTICS FOR CLEETHORPES M.B. SINCE 1957

	1957	1958	1959	1960	1961	1962	1963	1964	1965	1966
Estimated Mid Year Population	30,160	30,480	30,800	31,090	32,660	32,990	33,220	33,430	33,600	33,760
Habitable Houses	9,735	9,907	10,275	10,481	10,563	10,687	10,907	10,951	11,054	11,214
Births (a) Number	468	474	588	608	591	632	657	649	650	614
(b) Rate per 1,000 population	15.5	15.5	19.1	19.6	18.1	19.1	20.0	19.6	19.5	18.4
Stillbirth Rate	24.0	20.6	17.0	19.4	15.0	14.0	15.0	21.1	12.2	20.7
Deaths (a) Number	353	371	375	353	318	397	412	377	385	405
(b) Rate per 1,000 population	11.7	12.3	12.2	11.3	9.7	12.0	13.1	12.0	11.5	12.3
Infant Mortality Rate (deaths under 1 year of age)	32.1	19.0	17.0	18.1	18.6	25.3	16.7	24.7	15.4	26.1
Neonatal Mortality Rate (deaths under 4 weeks of age)		12.7	8.5	9.8	13.5	20.6	9.1	17.0	10.8	17.9
Early Neonatal Mortality Rate (deaths under one week of age)		8.4	6.8	8.2	11.8	18.9	7.6	10.8	10.8	17.9
Perinatal Mortality Rate (stillbirths and deaths under 1 week)		29.5	34.1	27.4	26.7	32.8	22.5	31.7	22.8	38.2

COMPARATIVE STATISTICS FOR 1966

	<u>Cleethorpes</u>	<u>Lindsey C.C.</u>	<u>England & Wales</u> <u>(Provisional data)</u>
Birth Rate	18.4	18.5	17.7
Stillbirth Rate	20.7	17.0	15.4
Death rate	12.0	11.4	11.7
Infant Mortality Rate ...	26.1	20.4	19.0
Neo-Natal Mortality Rate ...	17.9	13.8	12.9
Early Neo-Natal Mortality Rate	17.9	12.4	11.1
Perinatal Mortality Rate ...	38.2	29.2	26.3

POPULATION

The national increase in the population, i.e. the excess of births over deaths, in 1966 was 209 which is considerably less than the figure of 265 for 1965.

The Registrar General's estimated mid year population of 33,760 is 160 above the 1965 figure. This compares with the estimated increase of 170 in the period 1964 to 1965.

BIRTHS

The corrected birth rate is obtained by multiplying the crude birth rate (18.2) by the factor of 1.03. This factor is provided by the Registrar General and enables the comparison of birth rates of all districts regardless of age and sex distribution. The live birth rate for Cleethorpes, corrected in this way, is 18.4 per 1,000 of population. This is above the live birth rate for England and Wales in 1966 which is 17.7 per 1,000.

The birth rate has shown a steady fall since the peak year of 1963. Nationally there has been a tendency for a fall in the birth rate since late 1964.

The percentage of illegitimate births shows a fall of 1% to 8.0%. This is slightly above the figure for England and Wales which is 7.7% of the total live births.

CLASSIFICATION OF CAUSES OF DEATH IN THE
BOROUGH OF CLEETHORPES.

CAUSES OF DEATH	1966		Totals	
	Males	Females	1966	1965
1. Tuberculosis, Respiratory	1	-	1	2
2. Tuberculosis, other	-	-	-	-
3. Syphilitic disease	-	-	-	-
4. Diphtheria	-	-	-	-
5. Whooping Cough	-	-	-	-
6. Meningococcal infections	-	-	-	-
7. Acute Poliomyelitis	-	-	-	-
8. Measles	-	-	-	-
9. Other infective or parasitic diseases	1	1	2	-
10. Malignant Neoplasm, stomach ...	8	4	12	11
11. Malignant Neoplasm, lung, bronchus	21	4	24	14
12. Malignant Neoplasm, breast	-	5	5	4
13. Malignant Neoplasm, uterus	-	1	1	4
14. Other malignant and lymphatic neoplasms	21	12	33	30
15. Leukaemia, aleukaemia	-	-	-	2
16. Diabetes	-	1	1	3
17. Vascular lesions of nervous system	18	37	55	58
18. Coronary disease, angina	49	43	92	83
19. Hypertension with heart disease	7	9	16	13
20. Other heart diseases	14	14	28	35
21. Other circulatory diseases	8	9	17	17
22. Influenza	-	1	1	-
23. Pneumonia	11	8	19	24
24. Bronchites	22	8	30	28
25. Other diseases of the respiratory system	5	3	8	1
26. Ulcer of the stomach and duodenum	1	1	2	1
27. Gastritis, enteritis and diarrhoea	-	3	3	3
28. Nephritis, and nephrosis	2	-	2	3
29. Hyperplasia of prostate	1	-	1	2
30. Pregnancy, childbirth, abortion ...	-	-	-	-
31. Congenital malformations	1	2	3	5
32. Other defined and ill-defined diseases	18	17	35	29
33. Motor vehicle accidents	2	4	6	3
34. All other accidents	1	-	1	8
35. Suicide	3	3	6	2
36. Homicide and operations of war ...	-	-	-	-
TOTALS	215	190	405	385

DEATHS

The total number of deaths from all causes has increased from 385 to 405 to give a corrected death rate of 12.3 per thousand population. This is higher than last year and is well above the national figure of 11.7.

Diseases of the heart and circulatory system continue to be the main cause of death accounting for 208 deaths or 51.4% of the total deaths. Coronary disease is much the most important single cause of death.

Cancer in all its forms accounted for 76 deaths or 18.8% of the total deaths. Cancer of the lung is the most important cancer, especially in males, causing 25 deaths.

Deaths due to cancer and diseases of the heart and circulatory system account, therefore, for over 70% of the deaths in the district. These are, to a large extent, preventable diseases, overeating, heavy cigarette smoking and lack of exercise being the main contributory factors.

Deaths in Age Groups - 1966

Age	Male	Female	Total
Under 1 year	11	5	16
1 - 4 years	-	1	1
5 - 14 years	1	1	2
15 - 24 years	1	3	4
25 - 34 years	3	-	3
35 - 44 years	11	2	13
45 - 54 years	12	7	19
55 - 64 years	38	21	59
65 - 74 years	64	42	106
75 and over	74	108	182
Total number of deaths			405

The longevity of the population was shown by the fact that 45% of the deaths in the district were amongst people aged 75 and over and 71% in those aged over 65.

Stillbirths and Infant Mortality

There were 13 stillbirths in 1966 (5 more than in 1965) and 16 infant deaths under 1 year (10 in 1965).

No less than 11 of the 16 deaths occurred in the first week of life.

The stillbirths and infant mortality rates are above the national figure.

Maternal Mortality

There were no maternal deaths during the year.

INFECTIOUS DISEASES

Notified Infectious Diseases - 1966

Disease	Total Cases Notified
MEASLES	445
WHOOPING COUGH	15
SCARLET FEVER	49
PULMONARY TUBERCULOSIS	8
NON-PULMONARY TUBERCULOSIS	3
PURPURAL PYREXIA	7
ERYSIPELAS	2
OPHTHALMIA NEONATORUM	1
DYSENTERY	26
FOOD POISONING	4
TOTAL	560

MEASLES

Measles was much the most important infectious disease accounting for nearly 80% of the notifications.

A safe vaccine, which causes relatively little reaction, is now available and it is to be hoped that the general use of this vaccine in the community will be accepted before the next biennial peak. Measles is an uncommon cause of death but the use of a vaccine is justified because of:-

(i) the frequency and severity of complications of measles (ii) the upset and discomfort to the child and to the family of an attack of measles and (iii) the work load of general practitioners during an epidemic.

DIPHTHERIA

The last case of diphtheria that occurred in the Borough was in 1950.

POLIOMYELITIS

The last case of poliomyelitis that occurred in the Borough was in 1962.

DYSENTERY

There were 26 notifications during the year but no major outbreaks. All notified cases were investigated but positive bacteriological results were achieved in only 3 of the cases.

TUBERCULOSIS

Patients attend at the Chest Clinic, Abbey Road, Grimsby, by appointment.

The Register of Tuberculosis for the year is as follows

	Pulmonary		Non-pulmonary		Total
	Male	Female	Male	Female	
Number of cases on the Register at 31st December 1965.	142	104	29	34	309
Added to the Register (a) cases notified for the first time during the year.	6	1	2	1	10
(b) cases brought to notice other than by formal notification, (transfers in) etc.	1	-	-	-	1
Removed from the Register on account of death, change of address etc.	10	16	2	6	34
Number of cases on the Register at 31st December 1966.	139	89	29	29	286

The Tuberculosis After Care Committee renders valuable service in the after care of cases of tuberculosis. Special attention is given to necessitous cases and their families; assistance being given in obtaining extra nourishment, clothing etc., and in the form of holiday grants.

B.C.G. VACCINATION

All the 13 year old school children in the Borough are offered B.C.G. vaccination against tuberculosis.

VENEREAL DISEASE

Facilities for the diagnosis and treatment of venereal diseases are available at the Special Treatment Centre, 38 Queen Street, Grimsby.

VENEREAL DISEASE (Continued)

I am indebted to Dr. D.C. Stevenson for the following statistics which relate to patients from Cleethorpes who attended the Special Treatment Centre.

Condition	Males	Females	Total
Early Syphilis	1	-	1
Latent Syphilis	-	1	1
Congenital Syphilis	-	-	-
Gonorrhoea	22	6	28
Other Conditions	62	11	73
1966 Total	85	18	103
1965 Total	89	23	112

GENERAL PROVISION OF HEALTH SERVICES IN THE AREA

HOSPITALS

Facilities for treatment are available at the Scartho Road Hospital, Grimsby General Hospital and Springfield Infectious Disease Hospital.

MATERNITY HOSPITAL, CLEETHORPES

This report is included by the courtesy of the Secretary of the Grimsby Hospital Management Committee.

1. Name and address of the Institution:
Croft Baker Maternity Hospital,
Mill Road,
Cleethorpes, Lincs.
2. Number of Maternity cases admitted during the year 1293
3. Number of Maternity beds in the Institution
(exclusive of isolation and labour beds) 30
4. Average duration of stay of cases in the lying-in wards 8.28
5. Number of cases delivered by
 - (a) Midwives 948
 - (b) Doctors 137
6. Number of cases in which medical assistance was sought
by a midwife in emergency 16
7. Number of cases admitted after delivery
 - (a) B.B.A. 3
 - (b) Transfers following delivery at G.M.H. 42
8. Number of cases notified as Puerperal Pyrexia 7
9. Number of cases of Temphus Neonatorum Nil
10. (a) Number of infants not entirely breast fed while in
the institution 300
- (b) Number of infants wholly breast fed on leaving the
institution 820
11. Number of cases notified as Ophthalmia Neonatorum Nil
12. Number of maternal deaths 1
13. (a) Number of stillbirths 9
- (b) Cause of stillbirths:

I.U.D. True knot in cord	Atelectasis
I.U.D. Due to placental insufficiency	Anencephalic
I.U.D. Caudal strangulation	Placental insufficiency
I.U.D. Cause not known	Ante partum Haemorrhage (2 twins)
14. (a) Number of infant deaths within ten days 8
- (b) Cause of death:

Sub-dural Haemorrhage	Prematurity (2)
Atelectasis (3)	Congenital Heart Defect (2)

LABORATORY FACILITIES

These are available for the examination of nose and throat swabs, sputum, etc., at the Public Health Laboratory, Lincoln, and at the Pathological Department, Grimsby General Hospital. I am very grateful to Dr. Croll, and Dr. Lawy for their help and advice.

AMBULANCE FACILITIES

These are provided by the Lindsey County Council, Tel. Cleethorpes 62912.

NURSING AT HOME

This year has seen the introduction of a Cleethorpes Nursing Team, by the County Council, which covers Cleethorpes and the surrounding rural area.

The constitution of this team and the method of contacting is shown on page 3 of this report.

CLINICS

Lindsey County Council, St. Hugh's Avenue, Cleethorpes. Tel. Cleethorpes 61201.

<u>CLINIC</u>	<u>DAY</u>	<u>TIME</u>
School	Monday	10 a.m. (by appointment)
Eye	Friday	9.30 a.m. (by appointment)
Infant Welfare	Monday & Thursday	2 p.m.
Poliomyelitis Vaccination	3rd Wednesday	2 p.m. (by appointment)
Diphtheria/Whooping Cough/ Tetanus Immunisation	1st Wednesday	2 p.m. (by appointment)
Toddlers' Clinic	Tuesday & 2nd Wednesday	2 p.m. (by appointment)
Relaxation Classes	Tuesday	10.15 a.m.
Dental Clinic	Daily	By appointment
Speech Therapy	Monday Thursday	1.30 p.m. (by appointment) 9.30 a.m. & 1.30 p.m. (by appointment)
Chiropody Clinic	Monday, Tuesday, Thursday	All day (by appointment)
Cytology Clinic	Friday	2 p.m. (by appointment)
Child Guidance Clinic, Heneage Road, Grimsby.		By appointment
Chest & Tuberculosis Clinic, Abbey Road, Grimsby (Tel: Grimsby 2030)		By appointment
Veneral Disease Special Treatment Centre, Queen Street, Grimsby. (Tel: Grimsby 4754)		By appointment
Family Planning Clinic, Health Centre, Milton Road, Nunsthorpe, Grimsby.	Tuesdays & Thursdays	7 p.m. to 9 p.m.

Lindsey County Council Welfare Services, 1966

I would like to thank the County Welfare Officer and the Area Welfare Officer for providing the following report:-

"For the purpose of Welfare administration, Lindsey County is divided into six areas. Each area office is under the direction of an Area Welfare Officer who supervises a welfare team comprising of Social Welfare Officers, Home Help Officer, Welfare Assistant(s) and appropriate Clerical workers. Also working closely with each team are the following Officers:- Mental Health, Child Care, Occupational Therapists and Handicraft Instructors.

The Cleethorpes area covers approximately 20 square miles and includes Cleethorpes Borough and 49 parishes. The staff is as follows:-

Area Welfare Officer	-	Mr. F. Leo
Social Welfare Officers	-	Mr. A.L. Wright Mr. E.G. Hutchinson Mrs. D. Wood
Home Help Officer	-	Mrs. D. Telford
1st Welfare Assistant	-	Mrs. E.P. Marshalsea
2nd Welfare Assistant	-	Mrs. M.T. Jones
Handicraft Instructor	-	Mrs. R. Cole
Child Care Officer	-	Mrs. A. Barwood
Mental Health Officer	-	Mr. W.T. Robson

Mr. C.E. Burgess is the Registrar of Births, Deaths & Marriages.

BLIND AND PARTIALLY SIGHTED

The number of blind persons in Cleethorpes Borough in 1966 was 62. The number of partially sighted persons registered in Cleethorpes Borough was 25.

A wide range of services are provided in co-operation with the Lindsey Blind Society and the Royal National Institute for the Blind, including a Social Centre, the teaching of Braille and Handicrafts etc.

PHYSICALLY HANDICAPPED - General Classes other than Blind and Partially Sighted.

Number registered in Cleethorpes Borough in 1966 - 132

Services provided in co-operation with the Lindsey Society for the Handicapped include a Social Club and Handicraft classes. Other services:- Home tuition in Handicrafts and a wide range of aids and adaptations are available to enable the disabled to lead as full and independent lives as possible. A special bus with hydraulic lift is provided to transport the severely disabled to craft classes, socials and on outings.

AGED

Residential Homes are provided for those who through age or infirmity are in need of care and attention, not otherwise available to them. Since our last Report a new Home of 44 beds has been opened in Humberston, this is known as 'Alderlea' and is situated in St. Thomas's Close, Humberston. A total of 43 people from the combined Cleethorpes Borough and Grimsby Rural District were admitted into the residential homes during 1966, in addition, a short holiday was provided in our Homes for 25 people in the combined districts, to allow relatives who care for them throughout the year, to take a holiday themselves.

HOME HELP SERVICE

During 1966, in the combined area of Cleethorpes Borough and Grimsby Rural District, a total of 633 cases were attended. These were divided into the following categories:-

<u>Aged</u>	<u>Chronic Sick & T.B.</u>	<u>Mentally Disordered</u>	<u>Maternity</u>	<u>Others</u>
530	42	Nil	21	35

The number of enrolled Home Help workers attending the above cases was 181.

Persons receiving domestic help under the County Council's scheme are required to pay such charge as, having regard to the means of those persons, the County Council consider reasonable.

The Home Help Officer can be interviewed at 31 Market Street, Cleethorpes at the following times:-

Monday	9 a.m. to 12.30. p.m. 2 p.m. to 5.30. p.m.
Tuesday	9 a.m. to 12 noon
Wednesday	9 a.m. to 12 noon
Thursday	9 a.m. to 12 noon
Friday	9 a.m. to 12.30 p.m. 2 p.m. to 5.30 p.m.

MEALS ON WHEELS & LUNCHEON CLUB FOR OLD PEOPLE

I am grateful to Mrs. B. Readymartcher, County Organiser of the Women's Royal Voluntary Service, for providing the following information relating to meals provided by the W.R.V.S.

Meals on Wheels - served three days per week

Total number of meals served in 1966 - 4,770

Luncheon Club - open three days per week

Total meals in 1966 - 2,993

CARE OF THE ELDERLY

The problem of caring adequately for old people is one that gets more and more difficult each year. Every effort is made to support old people in the community, but often, despite the combined efforts of the General Practitioner, Welfare Officer, Home Helps, District Nurses and W.V.S., institutional care is necessary. The shortage of hospital beds for the aged and chronic sick continues and many people in need of hospital care have weeks to wait before being admitted.

During 1936, two old people were moved from their homes against their wishes. They were both in need of care and living in insanitary conditions. Action was taken under Section 47 of the National Assistance Act of 1948.

HEALTH EDUCATION

This important aspect of Public Health continued in the Borough during the year.

Members of the Health Department of the Borough Council have given numerous talks on Health matter to various local organisations. The County Council Staff, working in the Borough have also been active in this field. The Health Visitors have visited Secondary schools and given regular lessons on Mothercraft, Child Care, Home Nursing and simple first aid.

RELAXATION & MOTHERCRAFT CLASSES FOR EXPECTANT MOTHERS

These were held weekly, the average attendance being 12. Talks on pregnancy and normal childbirth were given by the Medical Officer; and mothercraft, relaxation and breathing by the Health Visitors.

Visits to the Maternity Home were arranged to meet Matron and to dispel any fears or apprehension the expectant mothers might feel.

From time to time films are shown.

CHIROPODY SERVICE

Lindsey County Council provide this service in Cleethorpes, the work being carried out by chiropodists employed by the County Council. The scheme now caters for the elderly, expectant mothers, the physically handicapped and mentally subnormal persons.

Treatment is provided at Cleethorpes Clinic but in case of a person unable to attend the treatment centre, the chiropodist will visit the patients' own home to provide treatment. The County Council make a fixed charge of 2/6d. per treatment, with the exception of persons in receipt of a Social Security supplementary benefit, in which case treatment is provided free of charge.

CERVICAL CYTOLOGY

This year has seen the introduction, on a wide scale, in this area of the cervical smear test for cancer of the cervix. This simple test which allows the early detection of cancer of the cervix is available through (a) the patients General Practitioner, (b) Lindsey County Council at Cleethorpes Clinic, (c) the Hospital Out Patient Department and (d) the Family Planning Clinic.

This is a very important public health procedure and it is to be hoped that the women of Cleethorpes will attend to have this test carried out.

PARTICULARS OF IMMUNISATION AND VACCINATIONS

CARRIED OUT IN CLEETHORPES DURING 1966

Type of Immunisation or Vaccination	Under 1	1 - 4	5 - 9	10 -14	Total
Diphtheria Immunisations					
Initial	-	2	-	-	2
Boosters	-	1	-	-	1
Diphtheria & Whooping Cough Immunisations	-	-	2	-	2
Diphtheria, Tetanus & Whooping Cough Immunisations					
Initial	157	281	4	1	443
Boosters	-	238	31	-	269
Diphtheria & Tetanus Immunisations					
Initial	1	1	22	3	27
Boosters	-	5	333	6	344
Tetanus Immunisations					
Initial	-	-	<u>5-14</u> 3	<u>15 or over</u> 9	12
Boosters	-	-	1	5	6
Smallpox Vaccination	15	168	<u>5 - 15</u> 25		208
Re-vaccination	-	2	3		5

POLIOMYELITIS ORAL VACCINE

	Persons born in the years						
	1966	1965	1964	1963	1962	1961-55	1954-50
Initial course of 3 doses	71	282	67	18	8	22	5
Oral booster after two salk injections	-	-	-	-	-	-	-
Booster dose of oral vaccine	-	1	5	-	5	277	2
Total	71	283	72	18	13	299	7

SCHOOL HEALTH SERVICE

This service is provided by the County Council, and I am indebted to the County Medical Officer of Health for permission to include the following details.

The health of school children during the year was very satisfactory. I should like to take this opportunity of thanking all head teachers for their willing co-operation at all times.

PHYSICAL CONDITION

All scholars examined were classified as Satisfactory or Unsatisfactory.

Satisfactory	Unsatisfactory	Total
1,454	75	1,529

ROUTINE MEDICAL INSPECTION
(exclusive of special and supervisory examinations)

Age Groups inspected (by years of birth)	No. of Pupils inspected	No. of Defects found to require treatment (excluding uncleanliness and dental diseases)		
		Defective vision	Other Defects	Total*
1962 and later	2	-	-	-
1961	214	1	12	12
1960	255	3	12	13
1959	21	-	-	-
1958	16	-	-	-
1957	16	-	2	2
1956	19	-	-	-
1955	95	17	13	27
1954	293	52	34	79
1953	124	24	15	33
1952	81	18	11	27
1951 and earlier	393	84	29	104
TOTAL	1529	199	128	297

* Individual Children requiring treatment.

DEFECTS FOUND IN THE COURSE OF MEDICAL INSPECTIONS

DEFECT	Routine Inspections	
	Requiring Treatment	Requiring observation but not treatment
SKIN	43	31
EYES (a) Defective Vision (excluding squint)	199	88
(b) Squint	11	13
(c) Other conditions	2	2
EARS (a) Defective Hearing	3	20
(b) Otitis Media	2	9
(c) Other Ear Diseases	1	3
NOSE AND THROAT ...	19	43
SPEECH	4	10
LYMPHATIC GLANDS ...	2	5
HEART AND CIRCULATION	1	7
LUNGS	11	28
DEVELOPMENT (a) Hernia	1	9
(b) Other	7	40
ORTHOPAEDIC (a) Posture	1	9
(b) Feet	3	14
(c) Other	6	8
NERVOUS SYSTEM (a) Epilepsy	-	2
(b) Other conditions	9	17
PSYCHOLOGICAL (a) Development	-	5
(b) Stability	1	43
ABDOMEN	1	3
OTHER DEFECTS AND DISEASES (excluding Uncleanliness & Dental Diseases)	2	20

Supervisory Inspections 1,237

Telephone,
Cleethorpes 62822.

HEALTH DEPARTMENT,
COUNCIL HOUSE,
CLEETHORPES.

OCTOBER 1967

To: The Mayor, Aldermen and Councillors of the Borough of Cleethorpes.

LADY AND GENTLEMEN,

I have the honour to present my Annual Report for the year ending 31st December 1966.

The year saw an important re-organisation of the work of the Cleansing Department. The increase in the number of properties which were to be cleared of refuse over the past few years added to the increase in the volume of refuse from the average house together made this necessary. Neither of these trends is likely to decrease in the coming years. Whilst it is seldom recognised as such, in my opinion the disposal of the waste of a civilised society is one of the most important functions of a local authority. It is an unpleasant job, and the public debt to the dustman is greater than the very small proportion of the rate demand which is the cost of the service.

I have to thank all the staff of the Health Department for their support during the year. My thanks are also due to Dr. J.M.B. Carr and the the Chairman and members of the Health Committee for their continued confidence in me.

I am, Lady and Gentlemen,

Yours obediently,

J. W. FINCH

Chief Public Health Inspector.

SANITARY CIRCUMSTANCES OF THE AREA

REFUSE COLLECTION

The quantity of refuse collected during the year was 10,748 tons. In 1965 10,465 tons were collected. There was, thus, an increase of 283 tons representing a 2.7% increase on the total for 1965. The trend of previous years was repeated.

The first two thirds of the year were very difficult from the point of view of collection. At the beginning of the year the mens' hours of work were reduced to forty per week. During the previous year it had been only with the greatest difficulty that we had succeeded in maintaining a seven day service. The weight to be collected has been greater each succeeding year. The volume has been increasing in an even greater proportion. It seems that everything is 'packaged' these days - and all of this bulky packaging finds its way into the dustbin. The number of houses from which collection had to be made has also increased - and each of these new houses has a long 'carry' for the collector.

That the efficiency of the Department to cope with this problem had not decreased was shown by the fact that in 1953 when there were 9,190 houses and 7,183 tons were collected there were 35 men; and in 1965, 37 men collected 10,465 tons from 11,054 houses - a 20% increase in the number of houses and a 40% increase in weight.

The reduction in the hours of working however, inevitably meant a falling off in the service. The Health Committee decided, therefore, to increase the number of collecting teams to five by recruiting more men, and placed a provisional order for a new bulk loading collection vehicle. At the same time, in order to improve the supervision of the mens work, a general foreman was appointed.

The introduction of this measure in September has an immediate and beneficial effect. Although we can expect there to be an increase of some hundreds in the number of houses in the near future it should be some years before it is again necessary to carry out such a major re-organisation.

SPECIAL COLLECTIONS

The service provided for the collection of bulky items of refuse such as disused furniture, mattresses etc., was continued and throughout the year an average of ten such collections was made each week. The service helps to keep the town - and the surrounding countryside - tidy. All that is necessary is a telephone call to the Cleansing Department when free collection can be arranged. This does not include the collection of garden refuse and rubble left after building alterations although this can be accepted at the disposal point by arrangement with the Department.

REFUSE DISPOSAL

This continued by means of controlled tipping. In the summer months on the 'Willows' site off Taylors Avenue and during the remainder of the year beside the Buck Beck opposite the Zoo where an embankment to protect the zoo from the weather on the seaward side has been completed.

REFUSE DISPOSAL (Continued)

The land available for tipping becomes less each year and the Council will before long have to consider alternative methods of disposal - perhaps by using a processing system which will make a more economical use of the land.

SALVAGE

The value of items salvaged and sold was as follows:-

	1966			1965		
	£	s.	d.	£.	s.	d.
Paper	1749	17	3	2538	5	1
Cardboard	4852	5	9	4433	5	9
Textiles	895	19	0	1197	7	0
Metals	150	16	0	264	6	6
Other items	146	4	6	27	6	3
	<u>7795</u>	<u>2</u>	<u>6</u>	<u>8460</u>	<u>10</u>	<u>7</u>

Unfortunately in June the price obtainable for salvageable materials fell which accounts for the fall in income. Every effort is made to increase the income from this service, which in the financial year 1965/66 reduced our disposal costs from £11,792 to £2,969.

WATER SUPPLY

The supply of water is by pipe from the North East Lincolnshire Water Board and it is satisfactory both in quality and quantity. It is sampled regularly by this Department and examined bacteriologically and during the year 12 such samples were reported to be satisfactory.

Information from the Water Board discloses that there is a fluoride content of less than 0.1 parts per million in water from the Weelsby pumping station which is supplied to the Borough.

The result of a chemical analysis, supplied to us by the Water Board of a sample taken on 15th December 1966, is as follows:-

pH	7.28
Colour (Degrees Hazen)	0
Turbidity (Silica scale)	0
Dissolved solids	310
Conductivity (Reciprocal megohms)	486
Alkalinity	220
Total hardness	240
Non Carbonate hardness	20
Calcium hardness	0
Magnesium hardness	0
Free Carbon Dioxide	12
Chloides as Cl.	17
Nitrate Nitrogen	3.5
Nitrite Nitrogen	0
Free Ammonical nitrogen	.004

Albuminoid Nitrogen	0
Silica as $S_{10}O_2$	8.5
Oxygen absorbed from permanganate 4hrs. @ 27°C.	.03
Phosphate as PO_4	.03
Sulphate as SO_4	14
Iron in solution	.04
Manganese	0
Sodium as Na	9
Potassium as K	1
Fluoride as F	0.1

Excepting pH all results expressed as p.p.m. $CaCO_3$ unless otherwise stated.

In addition 6 houses obtain their supplies from private boreholes. Five samples of this water obtained during the year proved to be satisfactory.

Number of houses supplied from the main	11,208
Number of houses with private boreholes	6

DRAINAGE, SANITATION, SEWAGE, AND SEWAGE DISPOSAL

Number of houses with privy vaults	Nil
Number of houses with pail closets	3
Number of houses with water closets	11,211

All parts of the Borough are sewered except for Taylors Avenue, where three pail closets are in use. It is hoped that a sewer will be available for these properties during the next twelve months.

Sewage is collected in a holding tank when the tide is at its highest and is starting to ebb the contents are released through a $\frac{3}{4}$ " mile long outfall. Sewage is thus carried away by the ebbing tide out to sea.

MAINTENANCE OF DRAINS AND SEWERS


During the year, 184 visits were made in connection with the maintenance of sewers which are dealt with under Section 24, Public Health Act 1936. It was necessary to serve 49 notices during the year requiring the repair of sewers. At the same time 261 visits were made in connection with clearing choked house drains of obstruction: 126 visits were made in connection with maintenance of house drains and 77 drain tests were carried out. The I.D.P. attendant cleared 428 drains and sewers of obstruction.

It was necessary to serve 1 notice under Section 18, Public Health Act 1961 requiring the repair of house drains and 15 notices were served requiring such drains to be cleared of obstruction.

It can be seen that once again the service which the Council provides in this connection was very heavily used. Every effort is made to clear an obstruction on the day which it is reported. Where this is not done, something which seldom occurs, it is due to some special difficulty.

FIGURE 1


1950-1951



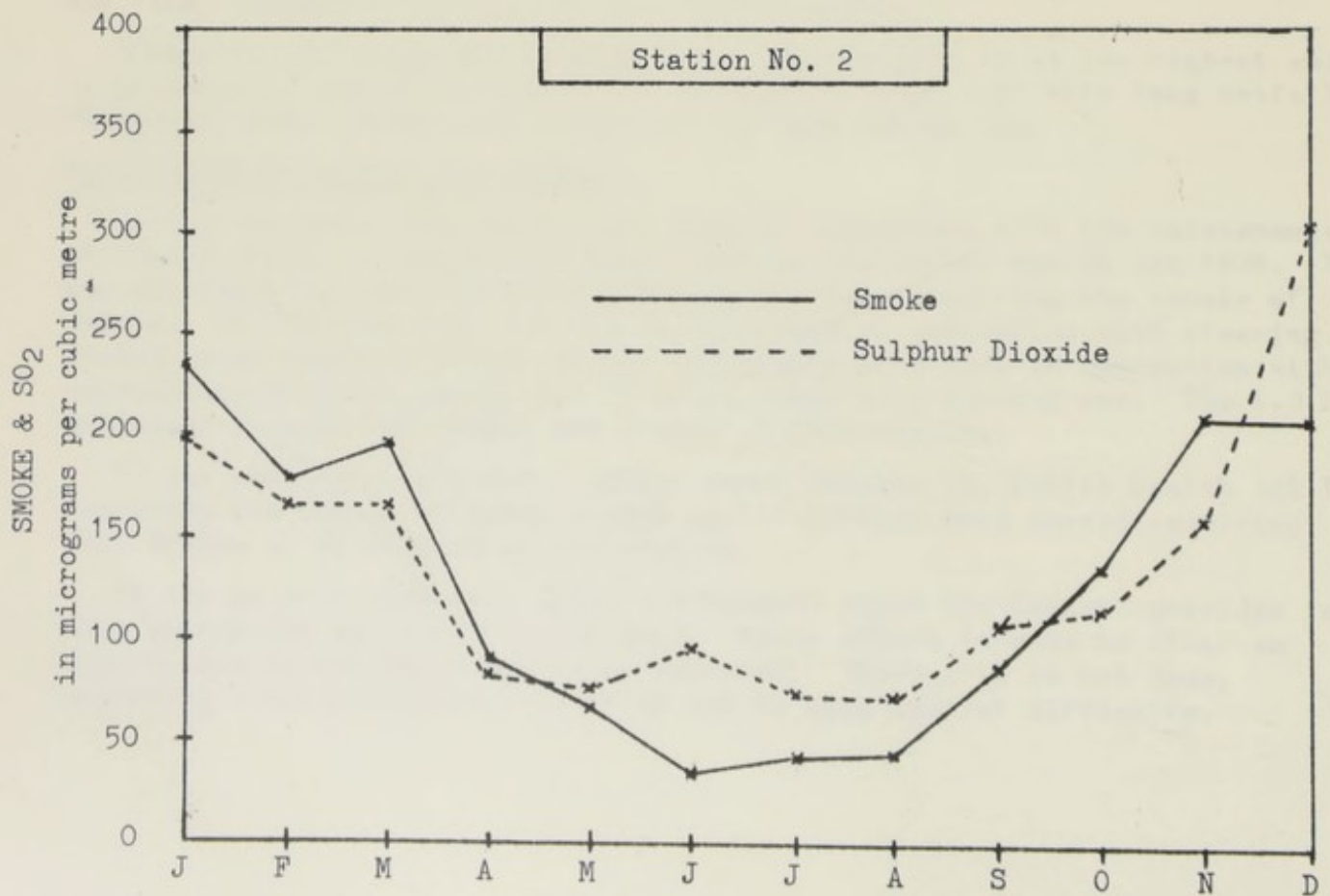
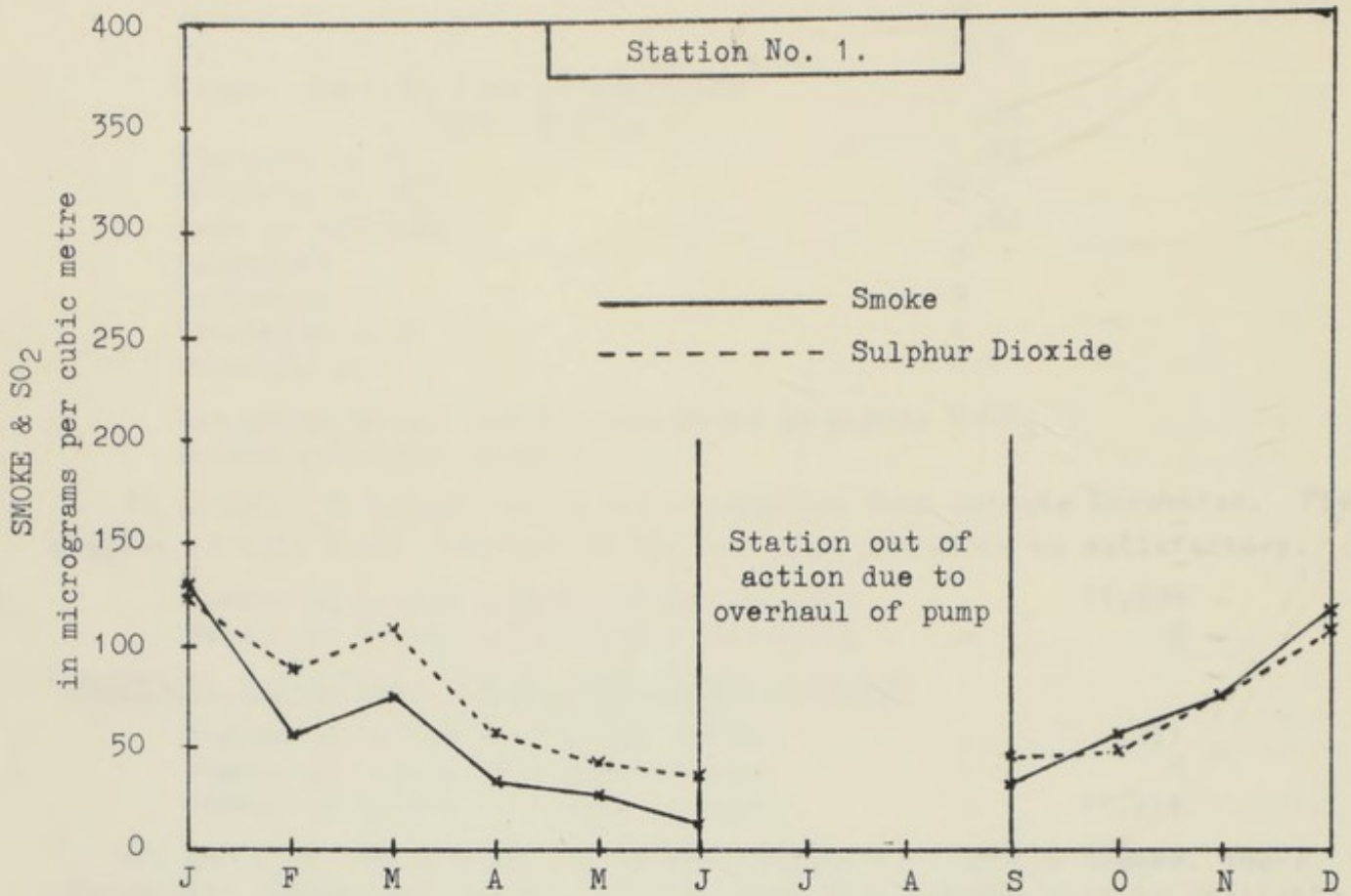
Approximate values for the solid line are 85, 75, 65, 55, 45, 35, 25, 35, 45, 55.

FIGURE 2

1951-1952



Approximate values for the solid line are 85, 75, 65, 55, 45, 35, 25, 35, 25, 55.



PASSAGE PAVING

During the year 72 visits were made in connection with securing the repair of passages at the rear of houses. In addition 98 visits were made in connection with the clearance of choked passage gullies in common passages.

AIR POLLUTION

The accompanying graphs again repeat the pattern of previous years.

These demonstrate a low level of pollution in the summer and a much higher one during the cold months of the year. The north end of the town is a high density residential area, and the burning of bituminous coal in domestic grates during the winter produces a level of pollution which is typical of such an area. The station at the Council House is within 200 yards of the sea and the existence of this large natural 'smokeless zone' so nearby naturally affects the readings. This is probably typical of most of the south end of the town, which in any event is not so densely populated.

That there has been some improvement in the position is shown by the fall in the number of 'High Pollution Days' (i.e. days when pollution is over 500 microgrammes per cu. metre). There were none at the Health Department station in 1966 and two only at Barcroft Street on 6th January when 804, and 1st February when 653 were recorded.

RODENT CONTROL

During the year the Council's Rodent Operative has treated 326 dwelling houses and 41 other premises on complaint of rodent infestation, or as a result of inspection. In order to do this he has made 2,196 visits and revisits. The Public Health Inspectors made a total of 106 visits specifically for rats and mice. Treatment was made in all cases by Warfarin poison in an oatmeal base. There were no indications at any time of any acquired immunity to Warfarin by rodents.

Two sewer treatments were carried out, in May and October/November. At the first of these 18 sewers manholes were found to be infested and at the second, 17.

NUISANCES

Total number of nuisances during the year	-	567
1. Abated as a result of action by the Public Health Inspectors	-	567
2. Reported to Council - Statutory notice issued	-	Nil

DETAILS OF NUISANCES ABATED

Refuse	55
Foul ditches, ponds and stagnant water	3
Drainage	428
Poultry and animals	7
Miscellaneous	74

INSECT PESTS

79 visits were made in connection with the destruction of insect pests, and 86 treatments were carried out by the I.D.P. attendant.

Details of the insects for which treatments were carried out are as follows:

Fleas	1	Wasps	6
Cockroaches	58	Bees	1

FACTORIES AND WORKPLACES

1. - INSPECTIONS

Premises	Number on Register (2)	Number of		
		Inspections (3)	Written Notices (4)	Prosecutions (5)
FACTORIES in which Sections 1,2, 3,4 and 6 are to be enforced by Local Authorities	5	7	-	-
FACTORIES not included in (1) in which Section 7 is enforced by the Local Authority	88	49	3	-
Other Premises in which Section 7 is enforced by the Local Authority (excluding out-workers' premises)	7	1	1	-
TOTAL	100	57	4	-

FACTORIES AND WORKPLACES
2. - DEFECTS FOUND

Particulars (1)	Number of defects				No. of Prosecutions. (6)
	Found (2)	Remedied (3)	Referred to H.M. Inspector (4)	Referred by H.M. Inspector (5)	
Want of Cleanliness (S.1)	-	-	-	-	-
Overcrowding (S.2)	-	-	-	-	-
Unreasonable Temperature (S.3)	-	-	-	-	-
Inadequate Ventilation (S.4)	-	-	-	-	-
Ineffective Drainage of floors (S.6)	-	-	-	-	-
Sanitary Conveniences (S.7)	-	-	-	-	-
) Insufficient	-	-	-	-	-
) Unsuitable or defective	2	2	-	2	-
) Not separate for sexes	-	-	-	-	-
Other offences against the Act (Excluding offences relating to outwork)	-	-	-	-	-
TOTAL	2	2	-	2	-

BAKEHOUSES

Number in district	12
Number of underground bakehouses	Nil
Number of inspections	38
Contraventions of Factories Acts	Nil

BATHING POOL

Samples of water in the bathing pool were taken from the deep and shallow ends each week during the season. In all, 31 were taken for bacteriological examination, and all were reported to be satisfactory.

PADDLING POOL

Samples were taken of the water in the Paddling Pool in Thrunscoe Park each week during the season, for bacteriological examination. 15 samples in all were taken, and of them 13 were reported to be satisfactory. Daily testing of the water for chlorine content was also carried out to ensure an adequate supply of chlorine was present in the water. This is necessary as the pool is of the fill and empty type and chlorine is added by hand.

HOUSING

Total number of dwellings erected during the year:

1. By the Local Authority	41
2. By other Local Authorities	Nil
3. By other bodies or persons	125
4. Number allocated for replacing houses subject to demolition orders	7

RENT ACT 1957

(a) Application for Certificates of Disrepair:

Number of applications for certificates	1
Number of decisions to issue certificates	1
Number of undertakings given by landlords	Nil
Number of certificates issued	1

(b) Application for cancellation of Certificates of Disrepair:

Application by landlords to cancel certificates	Nil
Number of certificates cancelled	Nil

INSPECTION OF DWELLING HOUSES DURING THE YEAR

1. (a) Total number of houses inspected for housing defects	113
(b) Number of inspections made for that purpose	590
2. (a) Number of houses (included under sub-head (1) above) which were inspected and recorded under the Housing Consolidation Regulations 1925	Nil
(b) Number of inspections made for that purpose	Nil
3. Number of houses found not to be in all respects reasonably fit for human habitation and capable of repair at reasonable expense	110

REMEDY OF DEFECTS WITHOUT SERVICE OF FORMAL NOTICES

Number of houses rendered fit in consequence of informal action by the Local Authority or its officers	41
--	----

ACTION UNDER STATUTORY POWERS DURING THE YEAR

A. Proceedings under Section 9 Housing Act 1957:

1. Number of houses in respect of which notices were served requiring repairs	27
2. Number of houses rendered fit after service of formal notices:	
(a) By owner	28
(b) By Local Authority in default of owner	3

B. Proceedings under the Public Health Acts:

1. Number of houses in which notices were served requiring defects to be remedied	85
2. Number of houses in which defects were remedied after service of formal notices:	
(a) By owner	Nil
(b) By Local Authority in default of owner	95

C. Slum Clearance - Procedure under the Housing Acts:

Number of houses in respect of which demolition orders were made	Nil
Number of houses demolished in pursuance of Demolition Orders	Nil
Number of houses, or parts, rendered fit by undertakings	Nil
Number of houses, or parts, subject to Closing Orders	3
Number of houses included in confirmed Clearance or Compulsory Purchase Orders	Nil
Number of dwellings demolished in pursuance thereof	Nil
Number of houses in which Demolition Orders are in operation and which are still occupied under the provisions of Sections 34, 35 and 46 of the Housing Act 1957	Nil
Total number of houses occupied under Sections 34, 35 and 46 of the Housing Act 1957	Nil
Estimated number of dwellings remaining to be dealt with under:-	
(a) Housing Act 1957 Sections 16 and 18	Nil
(b) Housing Act 1957 Section 42	Nil

ANALYSIS OF WORK CARRIED OUT

Balusters repaired	2
Brickwork repointed	9
Ceiling plaster repaired	12
Chimney stacks repaired	8
Doors repaired	18
D.P.C.'s. provided	2
Dampness otherwise remedied	41
Eaves gutters repaired	32
Firegrates repaired	6
Floors repaired	22

Flushing apparatus repaired	1
Gutters repaired or renewed	7
New floors provided	3
New flushing apparatus provided	1
New sinks provided	4
Rain water pipes repaired or renewed	15
Roofs repaired	48
Sashcords renewed	11
Skirting boards repaired	11
Sink waste pipes renewed	2
Stairs replaced	2
Vent shafts repaired	3
Verge fillets repaired	5
Walls cement rendered	3
Wall plaster repaired	23
W.C.'s. repaired	3
W.C. seat fixed	1
Windows repaired or renewed	9
Miscellaneous	9

IMPROVEMENT GRANTS

Number of dwellings for which applications for grant have been received:

(a) Standard Grant	58
(b) Discretionary Grant	Nil

Number of dwellings subject to grant:-

(a) Standard Grant	45
(b) Discretionary Grant	Nil

Number of houses owned by the Local Authority which have been the subject of grant aid by the Ministry ... Nil

Number of visits made for the purpose of inspection

and supervision of work ... 504

Amount paid in grants ... £4313 7s. 7d.

Average grant per house ... £95 17s. 0d.

Number of amenities provided:-

(a) Fixed bath	22
(b) Wash-hand basin	25
(c) Hot water supply	26
(d) Water closet within dwelling	45
(e) Food store	17

There was once again, a disappointing fall in the number of houses improved with the assistance of grants. Next year an effort must be made to find out the number of houses in the Borough which still lack the standard amenities, and encouragement given to the owners of the property to provide them. This can only result in an improvement in the comfort and health of the occupiers apart from raising the value of the houses in the town.

PET ANIMALS ACT

Four premises were licensed under the Act, and they were inspected to ensure compliance with the conditions of the license.

BOARDING HOUSES AND HOTELS

55 visits were made during the year mainly to premises advertising in the Guide.

INSPECTION AND SUPERVISION OF FOOD

ICE CREAM

During the year 117 visits were made to premises where ice cream is manufactured and stored or sold. Eight manufacturers were registered and 158 premises where ice cream is sold. 46 samples were submitted for bacteriological examination by the Methylene Blue Test and the results were as follows:-

Grade 1	38	Grade 2	1
Grade 3	4	Grade 4	3

Once again, the main effort was in connection with the whipped ice cream machines. Very little ice cream is sold nowadays which is not produced under ideal hygienic conditions in large manufacturing premises. When received from the manufacturers it is in perfect condition. If a grade 3 or 4 result is obtained from a sample it is because of cleaning and sterilisation of a retailers machine is less than perfect. In every case where such results were obtained a visit was made to the premises and subsequent samples were in order.

FOOD

(a) No. of premises

	<u>No. of premises</u>	<u>No. of inspections</u>
Manufacturing premises	5	28
Butchers shops	35	90
Fish friers	26	44
Bakehouses	12	38
Grocers shops	144	182
Ice cream premises	176	117
Catering premises	60	213
Fruiterers and greengrocers	19	79
Fishmongers	10	10
Shellfish premises	5	8
Mobile shops and stalls		20
Sweetshops	27	77
Bread and cake shops	16	81
Miscellaneous		69
	535	1056

(b) Number of premises fitted to comply with Regulation 16 - 570

(c) Number of premises to which Regulation 19 applies - 185

(d) Number of premises fitted to comply with Regulation 19 - 185

MEAT INSPECTION

The slaughter of animals for human consumption continued at Wilson Street Slaughterhouse. The number of animals killed was 2,649.

Carcases and Offal Inspected and Condemned, in Whole or in Part.

	Cattle excluding Cows	Cows	Calves	Sheep and Lambs	Pigs	Horses
Number killed (if known)	630	9	5	1205	804	-
Number inspected	630	9	5	1205	804	-
All diseases except Tuberculosis & Cysticerci. Whole carcass condemned	-	-	-	-	-	-
Carcasses of which some part or organ was condem'd	138	-	-	20	104	-
Percentage of the number inspected affected with disease other than Tuberculosis & Cysticerci	21.9%	-	-	1.7%	12.9%	-
Tuberculosis only. Whole carcass condemned	-	-	-	-	-	-
Carcasses of which some part or organ was condem'd	-	-	-	-	11	-
Percentage of the number inspected affected with Tuberculosis	-	-	-	-	1.4%	-
Cysticercosis. Carcasses of which some part or organ was condem'd	-	-	-	-	-	-
Carcasses submitted to treatment by refrigeration	-	-	-	-	-	-
Generalised and totally condemned	-	-	-	-	-	-

INSPECTION OF OTHER FOODS

A total weight of 8 cwts. 3 qrs. 22 lbs. 4 ozs. of other foods were condemned for a variety of reasons.

THE OFFICES, SHOPS AND RAILWAY PREMISES ACT, 1963

Table A

REGISTRATIONS AND GENERAL INSPECTIONS

Class of premises	No. of premises registered during the year.	Total No. of registered premises at end of year	No. of registered premises receiving a general inspection during the year
Offices	3	66	47
Retail shops	8	268	249
Wholesale shops, warehouses	-	7	2
Catering establishments, canteens	2	62	58
Fuel storage depots	-	1	1

Table B

Number of visits of all kinds by inspectors to Registered Premises - 395

Table C

ANALYSIS OF PERSONS EMPLOYED IN REGISTERED PREMISES BY WORKPLACE

Class of workplace	Number of persons employed
Offices	239
Retail shops	877
Wholesale departments, warehouses.	28
Catering establishments open to the public	671
Canteens	-
Fuel storage depots	3
Total	1,818
Total Males	519
Total Females	1,299

Table D

EXEMPTIONS

One application for exemption under Section 6 was received and exemption granted for one year.

Table F

INSPECTORS

Number of Inspectors appointed under the Act - 4
 No. of other staff employed for most of their time on work in connection with the Act - Nil

OFFICES, SHOPS AND RAILWAY PREMISES ACT

1963

Last year, I produced, in addition to the required statistics, figures showing the number of defects found and remedied under the provisions of the Act. Similar figures for 1966 are listed below, the headings being those of sections of the Act under which defects were found or remedied.

			<u>Found</u>	<u>Remedied</u>
Section	4	Cleanliness	5	23
"	5	Overcrowding	-	16
"	6	Temperature	21	66
"	7	Ventilation	7	9
"	8	Lighting	3	3
"	9	Sanitary conveniences	9	36
"	10	Washing facilities	3	19
"	11	Supply of drinking water	-	4
"	12	Accommodation for clothing	5	7
"	13	Sitting facilities	2	1
"	14	Seats for sedentary workers	-	2
"	16	Floors, passages & stairs	2	9
"	17	Fencing of exposed parts of machinery	-	1
"	24	First Aid	13	60

There was, last year, a considerable carry-over of defects found but un-remedied. In my report I said that there were probably, in fact, more remedied than the report stated, but the premises had not been subject to a further inspection. This year, this state of affairs is reversed, and it can be stated, now, that the passing of the Act has meant an improvement in the working conditions of many office and shop workers in the Borough.

One firm which was required to improve the working temperature has been granted an exemption from the provision of the Act for one year. This firm use a converted premises as a shop and in order to improve conditions, the building needs exclusive and expensive conversion. Plans to do this have been submitted and passed under the Building Regulations.

The firm applied for exemption for two years in order to give themselves time to carry out the re-building, and the Council decided to grant them a one year exemption in the first instance.

