

**Contributors**

Clacton-on-Sea (England). Urban District Council.

**Publication/Creation**

1919

**Persistent URL**

<https://wellcomecollection.org/works/nzctr4km>

**License and attribution**


You have permission to make copies of this work under a Creative Commons, Attribution license.

This licence permits unrestricted use, distribution, and reproduction in any medium, provided the original author and source are credited. See the Legal Code for further information.

Image source should be attributed as specified in the full catalogue record. If no source is given the image should be attributed to Wellcome Collection.

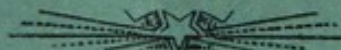


Clacton  
Urban District Council.



ANNUAL REPORT  
OF THE  
MEDICAL OFFICER  
OF HEALTH


FOR 1919.



CLACTON-ON-SEA,  
Potter and French, Printers, Rosemary Road.

1920.







# Clacton Urban District Council.

---

TO THE CLACTON URBAN DISTRICT COUNCIL.

MR. CHAIRMAN AND GENTLEMEN,

I beg to present the Annual Report on the health of the District for the year, 1919.

The District is situated towards the North Eastern part of the County of Essex and has a total area of 4091 acres. Though on the East Coast of England it has almost a Southern aspect. It rests on the London clay which crops up to the surface in several places, interspersed with beds of gravel. Clacton is fortunate in enjoying a large amount of sunshine and a very low rainfall, circumstances which have made it one of the most popular Health Resorts near London.

VITAL STATISTICS.—The Population for 1919 is estimated at 9917. The deaths registered during 1919 numbered 173 of whom 29 were non-residents while 4 residents died outside the district. The net deaths are therefore 148 which give a death rate of 14.9 for the year. Ten children died under the age of one year, giving an Infantile Death Rate of 74.6. Infectious Disease was responsible for 7 deaths; namely Diphtheria 4, Scarlet Fever 2, and Whooping Cough 1. The zymotic death rate was accordingly. 7 per 1000 of the population.

The ages at death from all causes are given in the following table :—

Under 1 year	-	10
1 and under 2 years	-	1
2 and under 5 years	-	6
5 and under 15 years	-	11
15 and under 25 years	-	9
25 and under 45 years	-	19
45 and under 65 years	-	29
65 and upwards	-	63



Of the causes of death, Tuberculosis (all forms) was responsible for 12 deaths, Cancer 21, Organic Heart Disease 13, Bronchitis 18, Pneumonia 3, Diarrhoea 1, Influenza 2, Diphtheria 4, Scarlet Fever 2, Whooping Cough 1. There were no deaths from Puerperal Fever, Erysipelas or Measles.

\* BIRTHS. 135 births were registered, being 66 males and 69 females, giving a birth-rate of 12.9 of the estimated population.

SANITARY ADMINISTRATION. The work of the Department is carried out by the Medical Officer of Health, with the assistance of the Inspector of Nuisances and a Lady Health Visitor. There is an Isolation Hospital with 17 beds, in charge of a Matron and 1 Nurse with 2 Ward Maids. The Disinfecter is at the Isolation Hospital.

INFECTIOUS DISEASE. 119 cases of Infectious Disease were notified during the year, details of which will be found in the table.

Diphtheria was responsible for 78, the cases being spread fairly evenly over the twelve months, and arising chiefly among children of school age, Scarlet Fever 17 cases also spread evenly throughout the year.

There was one case of Ophthalmia Monatorum which was removed to Hospital for treatment.

TUBERCULOSIS. It is remarkable that no case of this disease seems to have been notified during 1919.

ISOLATION HOSPITAL. In the following table will be found a summary of the cases treated during the year.

Quarters.	Admitted	Results.			Dip'heria	Scarlet Fever.
		Died.	Cured.	Rema'ing		
1	12	1	11	3 from 1918	11	1
2	15	—	15	—	13	2
3	27	2	25	—	22	5
4	30	1	29	7	25	5
	84	4	73	7	71	13



**CONTROL OVER TUBERCULOSIS.** As stated above no case was notified during the year, while the deaths included 10 from Pulmonary Tuberculosis and 2 from Tubercular Meningitis. Notified cases are visited by the Medical Officer of Health and advice given. Disinfection is carried out in cases of death or removal. The County Council has a Tuberculosis Dispensary in the town where patients can have advice and treatment.

**CONTROL OF INFANT MORTALITY.** 145 births were notified under the notification of Births Act. These are given to the Health Visitor who visits the mothers and gives advice with regard to the infants.

There is also an Infant Welfare Centre in the town, run by a Superintendent and Voluntary Workers and a large amount of good is done.

The great majority of the births are attended by Medical Practitioners but a qualified Midwife was appointed in December to whose salary the Council made a contribution. Advantage is also taken of the powers to supply milk free or at less than cost price in necessitous cases.

The following is a summary of the visiting done by the Welfare Superintendent and Health Visitor.

- I. To expectant mothers.— (1) First visits 48. (2) Total Visits 136
- II. To Infants under 1 year.—(1) First visits, 216. (2) Total visits, 497
- III. To Children 1-5 years.—Total visits, 644.

**HOUSING.** Routine house inspection was in abeyance during the year, but it is hoped that this important work will be resumed in 1920. A scheme for the provision of houses for the Working Classes will also be under consideration. Clacton has no common Lodging Houses, Tenement or Cellar Dwellings; nor are there any Offensive Trades in the District. There are 3 Slaughter Houses which are inspected regularly.

I append a summary of the work done during the year by the Sanitary Inspector, also an abstract of the Meteorological Observations for 1919.

I am,

Your obedient Servant,

J. W. COOK.



## CLACTON URBAN DISTRICT COUNCIL.

*Telegraphic and Climatological Station of the Meteorological Office,  
South Kensington, S.W.*

THE YEAR, 1919.

**Abstract of Meteorological Observations.**

Highest corrected Barometrical reading, 30.760 inches, on February 9th, at 7 a.m.

Lowest corrected Barometrical reading 28.718 inches, on January 5th, at 1 p.m.

Mean corrected for year	-	-	29.944 inches.
Mean maximum temperature, in screen			53
Mean minimum	"		42
Mean Temperature	"		48
Mean Range	"		11
Highest Temperature Recorded	"		79 On August 13th & 14th.
Lowest Temperature Recorded	"		26 On February 8th, 12th, 13th
Dry Bulb Mean, 1 p.m.	"		51.3
Wet Bulb Mean, 1 p.m.	"		47.8
Mean per centage of Relative Humidity			84
Mean Earth Temperature at 1ft.			49.3
Mean Earth Temperature at 4ft.			50.6
Mean Solar Maximum, in the open			95
Highest Recorded	"		135 On June 18th.
Mean Grass Mimimum	"		40
Lowest Recorded	"		21 On Feb. 21, Apl. 1, Dec. 10.

RAINFALL.

Total Rainfall	...	...	22.00 inches.
Number of days on which rain fell			168
Greatest fall in 24 hours	...		1.03 inches on April 27th.

SUNSHINE.

Total bright sunshine	...		1579 hours.
Number of days on which sun shone			220
Greatest amount in one day	...		15 hours on June 16th.

A. W. SHADICK.



ABSTRACT OF WORK BY SANITARY INSPECTOR AT  
CLACTON-ON-SEA DURING 1919.

Inspections and Revisits	...	383
Nuisances Abated	...	80
Intimations given 83, Notices Served 24		107
{ Slaughter Houses in District	...	3
{ Ditto Visits	...	11
{ Bakehouses	...	10
{ Ditto Visits	...	13
{ Dairies, etc.	...	17
{ Ditto Visits	...	24
{ Workshops, &c.	...	64
{ Ditto Visits	...	78
Premises Disinfected	...	103
Unsound Food dealt with	...	
Beef, 1 carcase, 2 sides & 427 ten-sixteen lbs.		
Mutton 10 cwt. 0qrs. 25 twelve-sixteen lbs.		
Bacon 1 cwt. 3qrs. 16lb.		
Sheep Offals	...	9
Pears	...	Barrels 14
Dates	...	Case 1

A. W. SHADICK.





Vital Statistics of Whole District during 1919 and previous years in the CLACTON URBAN DISTRICT.

YEAR	Popula- tion estimated to Middle of each Year	Births			Total Deaths Registered in the District.		Transferable Deaths		Nett Deaths belonging to the District.			
		Un- corrected Number.	Nett.		Number.	Rate.	of Non- residents registered in the District.	of Resi- dents not registered in the District.	Under 1 year of age		At all ages.	
			Number.	Rate.					Number.	Rate per 1000 Nett Births.	Number.	Rate.
1	2	3	4	5	6	7	8	9	10	11	12	13
1914	9929	164	168	16.9	125	12.58	33	15	5	29.7	109	10.8
1915	9127	148	148	16.2	148	16.2	22	15	16	108.1	141	15.4
1916	9142	142	142	15.5	142	15.5	19	6	11	77.4	129	14.1
1917	9156	125	125	13.6	119	12.9	21	16	7	56	114	12.4
1918	9924	134	134	14.5	176	19.	16	10	15	111	170	18.4
1919	9917	135	134	12.9	173	17.4	29	4	10	74.6	148	14.5



## INFECTIOUS DISEASE DURING 1919.

Notifiable Disease.	Cases Notified in whole District.								Total Re-moved to Hospi-tal.
	At all Ages.	At Ages—Years.							
		Under 1	1 to 5	5 to 15	15 to 25	25 to 45	45 to 65	65 and up-wards.	
Diphtheria	78	...	6	55	9	6	2	...	71
Scarlet Fever	17	...	1	13	2	1	...	...	13
Erysipelas	2	...	...	...	2	...	...	...	...
Measles	4	...	2	2	...	...	...	...	...
German Measles	4	1	2	...	1	...	...	...	...
Chicken Pox	9	...	3	6	...	...	...	...	...
Ophthalmia	1	1	...	...	...	...	...	...	...
Pneumonia	2	...	...	...	1	1	...	...	...
Cerebrospinal Fever	2	...	1	1	...	...	...	...	...
Tuberculosis	...	...	...	...	...	...	...	...	...
	119	2	15	77	15	8	2		84

Isolation Hospital. A permanent Hospital of 17 beds.



# INFANT MORTALITY DURING THE YEAR 1919.

Causes of Death.	Under 1 week.		1-2 Weeks		2-3 Weeks.		3-4 Weeks.		Total under 4 Weeks.		4 Weeks and under 3 Months.		3 Months & under 6 Months.		6 Months & under 9 Months.		9 Months & under 12 Months.		Total under 1 year.	
All Causes } Certified ... Uncertified ...	1	4							5	2	2	1							10	
Bronchitis ...	...	...	...	...	...	...	...	...	...	...	2	1	...	...	...	...	...	...	3	
Premature Birth ...	1	4	...	...	...	...	...	...	...	...	...	...	...	...	...	...	...	...	5	
Enteritis ...	...	...	...	...	...	...	...	...	...	1	...	...	...	...	...	...	...	...	1	
Inanition ...	...	...	...	...	...	...	...	...	...	1	...	...	...	...	...	...	...	...	1	
	1	4							5	2	2	1							10	

Net Births } legitimate 127.  
illegitimate 8.

Net Deaths } legitimate 10.  
illegitimate nil.