

[Report 1956] / Medical Officer of Health, Chesterfield R.D.C.

Contributors

Chesterfield (England). Rural District Council.

Publication/Creation

1956

Persistent URL

<https://wellcomecollection.org/works/cm6z5vf5>

License and attribution

You have permission to make copies of this work under a Creative Commons, Attribution license.

This licence permits unrestricted use, distribution, and reproduction in any medium, provided the original author and source are credited. See the Legal Code for further information.

Image source should be attributed as specified in the full catalogue record. If no source is given the image should be attributed to Wellcome Collection.



Wellcome Collection
183 Euston Road
London NW1 2BE UK
T +44 (0)20 7611 8722
E library@wellcomecollection.org
<https://wellcomecollection.org>

NOV 57

17

Library

**CHESTERFIELD
RURAL DISTRICT COUNCIL**

Derby



ANNUAL REPORT

OF THE


**Medical Officer of Health
for the year**

1956

BY

JOHN REID GRAHAM, M.B., Ch.B., D.P.H.

Medical Officer of Health.



**CHESTERFIELD
RURAL DISTRICT COUNCIL**

ANNUAL REPORT
OF THE
Medical Officer of Health
for the year
1956

BY
JOHN REID GRAHAM, M.B., Ch.B., D.P.H.
Medical Officer of Health.

INDEX

	Page
Rural District Councillors, December, 1956	3
Public Health Staff	4
Report	5
Statistics	6
Social Circumstances of the Area	7
Inhabited Houses and Caravans	8
Approximate Population in Parishes	9
Housing Statistics	10-11-12
Water Supplies	13
Sewage and Sewage Disposal	14
Infectious Diseases	17
National Assistance Act	20-21
Petroleum Acts	22
Verminous Premises	22
Places of Entertainment	22
Food Inspection and Slaughtering	23-24-25
Prevention of Damage by Pests Act, 1949	29

TABLES

Infectious Diseases and Tuberculosis Return	15
Deaths in Age Groups	16
Treatment Centre	18
Birth, Death Rates and Infant Mortality for the last 10 years	19
Sanitary Administration	26-27
Factories Act, 1937	28

RURAL DISTRICT COUNCILLORS

31st DECEMBER, 1956.

ASHOVER	Haslam, T. P.
BARLOW	Morgan, F.
BEIGHTON:	
Beighton and Hackenthorpe Ward	Foulds, M. A., Mrs. Turton, B. P. Farrar, L. E., Mrs. Richardson, W. J.
Frecheville Ward	Hart, E. Umpleby, E., Mrs. J.P. Shillito Ford, F. R.
BRACKENFIELD	Boot, C. W.
BRAMPTON	Riggott, G. A.
BRIMINGTON	Everett, W. Horner, W.
CALOW	Maddison, E. A., Mrs.
ECKINGTON:	
Eckington Ward	Clegg, E. N., Mrs. Kay, H. Wynn, M.
Gleadless Ward	Woodward, H.
Mosborough Ward	Jennings, T. T.
Renishaw Ward	Hallworth, T. H., M.C., D.S.Sc.
Ridgeway Ward	Hargreaves, A. Macdonald, J. S.
HASLAND	Smith, B.
HEATH	Eyre, R. H.
HOLMESFIELD	Hall, M.
KILLAMARSH	Marshall, H. Richards, A. E.
MORTON	Rhodes, O. Webster, D.
NORTH WINGFIELD	Slatcher, L.
PILSLEY	
SHIRLAND AND HIGHAM:	
Shirland and Higham Ward	Greenwood, E.
Stonebroom Ward	Fellows, W. E.
STRETTON	Walker, J. R.
SUTTON-CUM-DUCKMANTON	Rosling, A. V., A.M. Inst., B.E., J.P.
TEMPLE NORMANTON	Babbs, T. A.
TUPTON	Sales, S.
UNSTONE	Dawson, E.
WALTON	Birds, J.
WESSINGTON	Tomlinson, J. H.
WINGERWORTH	Ridd, J. H.

PUBLIC HEALTH DEPARTMENT

CHAIRMAN OF THE COUNCIL :

T. H. HALLWORTH Esq., J.P., M.C., D.S.Sc. (B'ham. Univ.), R.H.S., M.R.S.T.

CHAIRMAN, PUBLIC HEALTH COMMITTEE :

H. MARSHALL, Esq.

CHAIRMAN, HOUSING AND PROPERTY COMMITTEE :

W. EVERETT, Esq.

CHAIRMAN, HOUSING CLEARANCE AND IMPROVEMENT COMMITTEE :

A. E. RICHARDS, Esq.

MEDICAL OFFICER OF HEALTH :

JOHN R. GRAHAM, M.B., Ch.B. (St. And.) D.P.H. (St. And.)

CHIEF PUBLIC HEALTH INSPECTOR :

T. W. BINNS, F.A.P.H.I. Cert. Meat Inspector

DEPUTY CHIEF PUBLIC HEALTH INSPECTOR :

W. E. BOLTON, Cert. Meat Inspector

DISTRICT PUBLIC HEALTH INSPECTORS :

G. KEAVENY, Cert. Meat Inspector

W. WOODWARD, Cert. Meat Inspector

W. A. WELLS, Cert. Meat Inspector

R. WILCOCK, Cert. Meat Inspector

R. GOUCHER, Cert. Meat Inspector

F. BARRETT, Cert. Meat Inspector

D. MURRAY, Cert. Meat Inspector

S. V. ROBINSON, Cert. Meat Inspector

M. GLOBE, (Appointed July, 1956)

CHIEF CLERK :

G. F. WILKS, M.B.E.

CLERKS :

S. CAPE

A. WOOTTON

MRS. L. GIBSON

MRS. M. WALKER (Resigned Dec., 1956)

MRS. J. S. BENHAM (Resigned Nov., 1956)

MRS. K. RHODES

MRS. D. MAYCOCK

MISS B. GIBBINS (Commenced May, 1956)

MRS. B. PAIN (Commenced Nov., 1956)

MISS. P. BENHAM (Commenced Nov., 1956)

ANNUAL REPORT

Mr. Chairman, Ladies and Gentlemen,

I have pleasure in presenting the Annual Report on the health of the Rural District for the year 1956.

The vital statistics for the year show a decided improvement as compared with 1955. The birth rate is higher than in the previous year and the infantile mortality is reduced by approximately 10 per 1,000 and there is also a very slight reduction in the general death rate.

The incidence of infectious disease also is much less than in the previous year and no deaths were attributable to any of the common infections.

The programme for the clearance of unfit houses is well under way and the full results of the year's work will be evident in the 1957 figures.

The Clean Air Act, 1956, came into operation; this Act gives local authorities wide powers to lessen the pollution of the atmosphere by control of domestic fires, industrial plants, etc.

One can foresee, however, that full implementation of the powers, as regards domestic, will take some considerable time both owing to the cost and time required by inspection and the process must needs be a gradual one.

I would here like to record my thanks to all those colleagues who have assisted in compiling this report and to render my appreciation to the Councillors for their help and support.

I am,

Your obedient servant,

JOHN R. GRAHAM,

Medical Officer of Health

Health Offices,

Rural Council House,

Chesterfield.

STATISTICS

Area of District	69,139 acres
Population (Registrar General's Figure)	91,760
Number of Inhabited Houses and Caravans	
In the District	29,995
Rateable Value	£701,697
Estimated Product of Penny Rate for the year ending 31st March, 1958	£2,745

LIVE BIRTHS :	M.	F.
Total	922	863
Legitimate	894	838
Illegitimate	28	25

STILL BIRTHS :		
Total	26	16
Legitimate	25	16
Illegitimate	1	—

BIRTH RATE PER 1,000 POPULATION :	19.45
-----------------------------------	-------

DEATHS OF INFANTS UNDER 1 YEAR OF AGE :	M.	F.
Total	22	25
Legitimate	22	24
Illegitimate	—	1

DEATHS OF INFANTS UNDER 4 WEEKS OF AGE :		
Total	15	17
Legitimate	15	16
Illegitimate	—	1

INFANTILE MORTALITY RATE :	
Total	26.33 per 1,000 live births
Legitimate	26.44 per 1,000 legitimate births
Illegitimate	18.87 per 1,000 illegitimate births

DEATH RATE PER 1,000 LIVING :	9.09
-------------------------------	------

MATERNAL MORTALITY per 1,000 live (and still)	.55
Deaths from Measles, all ages	Nil
Whooping Cough, all ages	Nil

SOCIAL CIRCUMSTANCES OF THE AREA

The area of the Rural District is one of full employment. The industries are mainly heavy and demand a fairly high degree of physical fitness.

It is, therefore, interesting to note that new industries are coming into the district which may in part have openings for men only fit for light work.

The new firms are Messrs. J. R. Bramah & Co. Ltd., panel beating and aero work; The British Coke Research Association, Wingerworth; British Furtex Ltd., carpet manufacturers; Samuel Osborn, Steel Foundry and Forge; and Messrs. R. Ross & Sons Ltd., pressure vessel makers.

The above works are not likely to cause any appreciable air pollution and two have oil fired boilers.

There continues to be complaints regarding the works at Renishaw, Holmewood and the Carbonisation Plant at Wingerworth, but steps are being taken in all instances to improve the conditions.

In particular, the National Coal Board officials have met a deputation from this Council on the complaints caused by the Avenue Plant and as a result test stations for recording pollution have been set up all round the plant.

One thing that should be realised, that whatever remedial measures are put into operation at any of the plants, will take time. Delivery of many of the essentials is 12 months and the installing also takes considerable time.

INHABITED HOUSES AND CARAVANS,

31st MARCH, 1957

Parish	Number of inhabited Houses and Caravans	Number of Premises on Water Supply N.E.D.J.W.C.	C A R A V A N S	Number of Premises on Supply C.B. & C. Water Board
Ashover	654	281	18	—
Barlow	303	258	6	—
Beighton	6,886	6,855	2	—
Brackenfield	79	59	1	—
Brampton	330	—*	9	206
Brimington	2,452	—*	3	2,421
Calow	630	—*	3	641
Eckington	5,617	5,304+	38	—
Hasland	1,103	—*	10	999
Heath	548	542	—	—
Holmesfield	391	288	49	—
Killamarsh	1,676	1,669	5	—
Morton	327	321	2	—
North Wingfield	2,430	2,426	3	—
Pilsley	836	820	5	—
Shirland & Higham	1,610	1,577	4	—
Stretton	186	168	1	—
Sutton-cum-Duckmanton	472	193 †	36	210
Temple Normanton	172	172	2	—
Tupton	992	991	2	—
Unstone	671	660	4	—
Walton	650	—*	11	549
Wessington	204	169	—	—
Wingerworth	776	602 †	57	58

+ Part of Parish supplied by mains of Sheffield Corporation.

* Parishes supplied by mains of Chesterfield, Bolsover and Clowne Water Board.

† Part of Parish supplied by mains of Chesterfield, Bolsover and Clowne Water Board.

APPROXIMATE POPULATION IN THE PARISHES

Ashover	2,021
Barlow	936
Beighton	21,277
Brackenfield	243
Brampton	1,019
Brimington	7,576
Calow	1,946
Eckington	17,346
Hasland	3,408
Heath	1,693
Holmesfield	1,208
Killamarsh	5,178
Morton	1,010
North Wingfield	7,508
Pilsley	2,582
Shirland and Higham	4,974
Stretton	574
Sutton-cum-Duckmanton	1,458
Temple Normanton	531
Tupton	3,065
Unstone	2,073
Walton	2,008
Wessington	630
Wingerworth	2,397

HOUSING

1.	Inspection of dwelling houses during the year 1956 :—	
(1)	(a) Total number of dwelling houses inspected for housing defects (under Public Health or Housing Acts)	1024
	(b) Number of inspections made for the purpose	1024
(2)	(a) Number of dwelling houses (included under sub-head (1) above which were inspected and recorded under the Housing Consolidated Regulations,	597
	(b) Number of inspections made for the purpose	597
(3)	Number of dwelling houses found to be in a state so dangerous or injurious to health as to be unfit for human habitation	597
(4)	Number of dwelling houses (exclusive of those referred to under the preceding sub-head) found not to be in all respects reasonably fit for human habitation	427
2.	Remedy of defects during the year without service of formal notices :—	
	Number of defective dwelling houses rendered fit in consequence of informal action by the Local Authority or their officers	142
3.	Action under Statutory Powers during the year :—	
(a)	Proceedings under Sections 9, 10 and 16 of the Housing Act, 1936 :—	
(1)	Number of dwelling houses in respect of which notices were served requiring repairs	—
(2)	Number of dwelling houses which were rendered fit after service of formal notices	
	(a) By owners	—
	(b) By Local Authority in default of owners	—
(b)	Proceedings under the Public Health Acts :—	
(1)	Number of dwelling houses in respect of which notices were served requiring defects to be remedied	130
(2)	Number of dwelling houses in which defects were remedied after service of formal notices	
	(a) By owners	72
	(b) By Local Authority in default of owners	—
(c)	Proceedings under Sections 11 and 13 of the Housing Act, 1936 :—	
(1)	Number of dwelling houses in respect of which Demolition Orders were made	64

(2) Number of dwelling houses demolished in pursuance of Demolition Orders	54
(3) Number of dwelling houses demolished by informal action	19
(4) Number of dwelling houses in respect of which undertakings were given not to use for human habitation.....	7
(d) Number of dwelling houses made fit after undertakings	3
(e) Proceedings under Section 12 of the Housing Act, 1936:—	
(1) Number of separate tenements or underground rooms in respect of which Closing Orders were made	1
(2) Number of separate tenements or underground rooms in respect of which Closing Orders were determined, the tenement or room having been rendered fit	—
(f) Proceedings under Section 10, Miscellaneous Provisions Act, 1953:—	
(1) Number of dwelling houses in respect of which Orders were made	13
4. Housing Act, 1949—Number of houses in respect of which Improvement Grant works were completed during 1956	44
5. Number of houses demolished in Clearance Areas, 1956	126
6. Housing Act, 1936, Part IV—Overcrowding	
(a) (1) Number of dwellings overcrowded at the end of the year	162
(2) Number of persons dwelling therein	1,339
(3) Number of families dwelling therein	224
(b) Number of new cases of overcrowding reported during the year	—
(c) (1) Number of cases of overcrowding relieved during the year	7
(2) Number of persons concerned in such cases	40
(d) Particulars of any cases in which dwelling houses have again become overcrowded after the Local Authority have taken steps to the abatement of overcrowding	—

OVERCROWDING
BEDROOM STANDARD

(a)	(1) Number of dwellings overcrowded at the end of the year	1,347
	(2) Number of persons dwelling therein	8,157
	(3) Number of families dwelling therein	1,856
(b)	Number of new cases of overcrowding reported during the year	5
(c)	(1) Number of cases of overcrowding relieved during the year	26
	(2) Number of persons concerned in such cases	135
(d)	Particulars of any cases in which dwelling houses have again become overcrowded after the Local Authority have taken steps to the abatement of overcrowding	—

WATER SUPPLIES.

The Engineer and Manager of the North East Derbyshire Joint Water Committee reports the following works in progress or completed in 1956 :—

- Smeeley Pumping Station Reconstruction
- Installation of Submersible Pump—Crowhole
- Reconstruction at Press Reservoirs
- Ogston Reservoir Scheme—
 - Contract "A"—Reservoir Embankment and Road Diversion.
 - Contract 1—Trunk Main, Ogston to Wingerworth.
 - Contract 2—Higham Service Reservoir.
 - Contract 3—Treatment Plant and Pumping Station.
 - Contract 4—Purification Plant.
 - Contract 7—Trunk Main, Wingerworth to Staveley.

A number of main extensions to new housing estates were carried out and an extension of the Committee's main a distance of approximately 1,000 yards along Moorwoods Lane, Holmesfield, to Mooredge Brickworks, Owlbar, within the statutory area of supply of Sheffield Corporation Water Department.

The following samples were taken from their various undertakings—

Total number taken	286
Satisfactory	263
Unsatisfactory	23

SEWAGE AND SEWAGE DISPOSAL

The Engineer has furnished the following information—

The new sewage disposal works at West Handley to which I referred in my last report, were completed during the year, as also was the new sewage pumping station at Woodhouse Lane, Beighton. This provides new pumps replacing the fifty-year-old ejector and will eliminate the risk of sewage contamination in the event of flooding of the area by the rising of the River Rother.

At Grassmoor there was a failure in a sewer running under a high colliery tip, and a new sewer had to be laid to replace the old sewer.

A sewer approximately a mile long in the valley of the Birdholme Brook has been constructed to provide primarily for the housing estate now in course of development at Lydgate, Wingerworth.

During the year work started on the Amber Valley Sewerage and Sewage Disposal Scheme, the necessity for which arose through the construction of the Ogston Reservoir. These proposals involve the laying of over 10 miles of new sewers and for the enlargement of the Brackenfield Sewage Disposal Works. The estimated cost of the scheme is £69,250.

The reconstruction of the Wheeldon Mill Sewage Disposal Works at Brimington was commenced during the year. This scheme involves the provision of new sedimentation tanks and of the old works, very little more than certain of the filters will remain. The new works will comprise a comminutor which takes the place of the old-fashioned screening arrangement, a detritus tank with mechanical equipment which automatically removes grit, new sedimentation tanks, filters and sludge beds. Sludge digestion tanks are also provided which will result in the production of a drier and inoffensive sludge which will, it is hoped, be saleable. The small purification plant at the lower end of the works has been replaced by a pumping station and the sewage arriving at the lower inlet will be pumped to the main works.

TABLE 3.
DEATHS IN AGE GROUPS, 1956.

	Males	Females	Total
Under 1 year	21	24	45
1-5 years	2	2	4
5-10 years	1	1	2
10-15 years	2	4	6
15-20 years	1	3	4
20-25 years	5	—	5
25-35 years	8	8	16
35-45 years	10	12	22
45-55 years	40	32	72
55-65 years	71	50	121
65-70 years	50	41	91
70-75 years	73	64	137
75-80 years	74	64	138
80-85 years	60	48	108
85-90 years	23	21	44
90-95 years	3	16	19
	444	390	834

INFECTIOUS DISEASES

There was a marked decrease in the notification of all the common infectious diseases, and all were of a mild type.

There was one confirmed case of poliomyelitis of the non-paralytic type notified compared with 20 notified the previous year, seven of those being paralytic and three with a fatal ending.

Pulmonary tuberculosis also showed a small decrease in the number of notifications

TABLE 4.
TREATMENT CENTRE, POOLSBROOK.

No. of cases—18	Adults	5-15	Under 5	Total
SCABIES.				
Bolsover U.D.C.	0	0	0	0
Chesterfield R.D.C.	1	0	0	1
Clay Cross U.D.C.	0	0	0	0
Clowne R.D.C.	8	4	0	12
Dronfield U.D.C.	0	0	0	0
Staveley U.D.C.	0	0	0	0
	<hr/> 9	<hr/> 4	<hr/> 0	<hr/> 13
HEAD LICE.				
Bolsover U.D.C.	0	0	0	0
Chesterfield R.D.C.	0	0	0	0
Clay Cross U.D.C.	0	0	0	0
Clowne R.D.C.	0	0	0	0
Dronfield U.D.C.	0	0	0	0
Staveley U.D.C.	0	0	0	0
	<hr/> 0	<hr/> 0	<hr/> 0	<hr/> 0
SCABIES WITH VERMINOUS HEADS.				
Bolsover U.D.C.	0	0	0	0
Chesterfield R.D.C.	0	0	0	0
Clay Cross U.D.C.	0	0	0	0
Clowne R.D.C.	0	0	0	0
Dronfield U.D.C.	0	0	0	0
Staveley U.D.C.	0	0	0	0
	<hr/> 0	<hr/> 0	<hr/> 0	<hr/> 0
Diagnosis not confirmed	0			
Miscellaneous	4			
Pediculosis Corporis	1	Chesterfield R.D.C.		
Pediculosis Pubis	0			
	<hr/> 5			

Note:—This is the first full year for which no patient has been treated for Head Lice.

TABLE 5.

TABLE SHOWING BIRTH, DEATH RATES AND
INFANT MORTALITY FOR THE LAST 10 YEARS.

Year	Birth Rate per 1,000 Living	Death Rate per 1,000 Living	Infant Death Rate for 1,000 Live Births
1956	19.45	9.09	26.33
1955	18.61	9.18	36.26
1954	17.52	9.39	31.98
1953	17.1	8.7	25.71
1952	15.4	9.6	35.01
1951	15.3	11.0	28.42
1950	16.0	10.8	38.0
1949	17.65	10.0	42.07
1948	19.2	9.81	37.11
1947	20.91	10.39	48.27
1946	20.44	10.28	41.80

NATIONAL ASSISTANCE ACT, 1948.

NATIONAL ASSISTANCE (AMENDMENT) ACT, 1951.

Ten cases were investigated during the year and in six cases action was taken in the court. In all the cases taken to court the Orders sought were confirmed. Included in the six cases was one in which it was necessary to use the Emergency Powers under the 1951 Amendment Act.

Of the other four cases one old gentleman, who was partially blind, was persuaded to accept a bed in a Home for the blind and partially blind.

The following are brief particulars of the cases in which Orders were granted :-

Case A.

Two sisters living together, one a mental defective the other older sister was very deaf and decidedly "queer."

This case had been under observation for some time but though the house was in a dirty condition no action was taken as the older sister, who was legally the tenant; did not fulfil any of the conditions for taking action under the Act. However, she ultimately developed massive oedema of the legs and was quite unable to look after the home. Action was taken and the court gave an Order for detention in hospital of her and her sister (who was physically incapacitated) for a period of three months.

Case B.

Woman aged 57 living alone under appalling condition of filth; suffering from severe ulceration of both legs.

Order granted for removal to hospital. After a short spell in the general hospital she showed mental symptoms and was transferred to a mental hospital. 600 empty milk bottles were subsequently removed from her house.

Case C.

Single woman aged 84 living alone. Slept all day and moved about at night. House very dirty and she had a habit of putting on a huge fire at night. Lived in a terraced row and neighbours were very frightened of fire. Order granted and she was received in Part 3 Accommodation, later had to be transferred to mental ward.

Case D.

Old age pensioner living in O.A.P. bungalow in an appalling condition of dirt and disorder, was in a very poor physical condition. Order granted for removal to hospital, later transferred to Part 3 Accommodation and has now given up tenancy of her bungalow and is quite content to remain in the institution.

Case E.

Aged person 80 + living in her own bungalow. Crippled with arthritis. Visited during a very cold spell at request of her Doctor. Confined more or less to bed. Had set her apron on fire twice with an electric wall stove. Used to eat her meals in bed; very feeble. Six cats sharing room, two of which were her own, four others strays. Emergency Act used and further Order obtained. Case E still in Part 3 accommodation.

I mentioned last year some of the peculiarities of old folk such as hoarding. A noticeable feature, especially in two cases, was the gross misstatements or more bluntly the downright lies some of them tell. Some are so absurd that they are amusing but this habit can be very dangerous as usually the lie is told in a most plausible manner.

Two of the people referred to above had this tract in a very marked degree. In one case it was the cause of neighbours shunning the house who would have been pleased to help. In this instance the police were called in on more than one occasion because of accusations of theft. In the other similar accusations were the means of two Home Helps leaving and also making friends rather chary of giving assistance.

I do not wish to give the impression that these old folk have all the bad habits but I do feel that the Council should realize that quite often information given to investigating officials is different from the story told to the local representative and that both tales may be quite different from the true facts of the case.

A glance at the table of ages at death will show that over 300 people in the area had reached the age of 75 + before death.

It takes little imagination to realize that quite a number of them will have required care in an institution during their latter days and unfortunately beds for the aged and chronic sick are very scarce and very much in demand.

Here I would like to say thank you to the co-operation and help I have received from the divisional welfare officers and those in charge of chronic sick beds in Scarsdale Hospital.

This co-operation and help has made a difficult and sometimes unpleasant work much easier.

Further in reporting on the above cases it is also well to point out that it is only when a "social breakdown" has taken place in the life of the elderly that the Medical Officer of Health is called in. The majority of old people are living normal happy lives cared for or helped by neighbours or relatives.

PETROLEUM ACTS

Eleven new petroleum stores have been constructed and five have ceased to be used during the year, making the present total of 148 separate stores. These have a total capacity of 941,175 gallons.

There are three carbide of calcium stores with a licensed capacity of 2,742 lbs.

The stores have been inspected and found to comply with the provisions of the Acts.

Licence fees amounted to £116/5/-.

VERMINOUS PREMISES

The following are particulars of the number of houses disinfested during 1956 :-

	No. of houses disinfested for—		No. of Visits
	Bugs	Other pests	
Private houses	7	31	38
Council houses	12	22	34

PRIVY CONVERSIONS

During the year 24 pail and privy conversions were carried out.

CLOSET ACCOMMODATION

	No. in use at end of 1956
Water closets	29,239
Other	2,027
Number of Caravans having water closets	97
Properties sharing closet accommodation	96

PLACES OF ENTERTAINMENT

These are periodically visited to ensure reasonable cleanliness and proper maintenance of sanitary conveniences.

FOOD INSPECTION.

During the year, Food Premises have been kept under supervision by your Inspectors and, in consequence, the undermentioned quantities of foodstuffs were found to be unfit for human consumption. In all instances the food was surrendered to the Inspectors and it was removed from the premises and destroyed.

	Tins, jars, etc.
Apricots	16
Apricot Jam	1
Baked Beans	34
Beef Loaf	13
Blackcurrant Jam	12
Boneless Rabbit	10
Braised Kidney	5
Carrots	7
Cherries	77
Chicken	2
Condensed Milk	2
Cooked Gammon	1
Corned Beef	34
Crab	6
Crawfish	1
Cream	21
Damsons	3
Essence	7
Evaporated Milk	47
Fruit Salad	25
Grapefruit	5
Ham	1
Honey	1
Jaffa Juice	1
Jellied Veal	6
Lemon Curd	2
Luncheon Meat	132
Marmalade	5
Meat Loaf	3
Minced Beef Loaf	2
Oranges	23
Orange Cordial	1
Peaches	54
Pears	40
Peas	64
Plums	1
Pilchards	2
Pineapple	50
Pork	1
Pork Brawn	54
Pork Luncheon Meat	35
Raspberry Jam	4
Red Cabbage	2
Salad Cream	8
Salmon	5

	Tins, jars, etc.
Sauce	18
Sausages	1
Soup	26
Spaghetti	1
Strained Foods	1
Strawberries	10
Strawberry Jam	10
Stewed Steak	55
Tomatoes	286
Tomato Juice	22
Tongue	12
Tuna Fish	5
Veal and Ham Loaf	6
Vinegar	1
Total	1,280

	Packets
Cheese	11
Corn Flakes	1
Figs	3
Jelly	1
Puffed Wheat	1
Prunes	2
Shortening	1
Total	20

	lbs.
Bacon	115
Beef Bones	8
Butter	1
Cake	4
Cheese	104
Cherries	84
Corned Beef	1
Ham	1½
Margarine	½
Meat Pies	2
Sausages	89
Shoulder Ham	56
Steak	65
Tea	1¾
Tongue	1¼
Total	534

Pasteurised Milk

51 pints

Carcases and Offal inspected and condemned
in whole or in part.

	Cattle Excluding Cows	Cows	Calves	Sheep & Lambs	Pigs	Totals
Number killed (if known)	1001	1931	221	7892	1014	12059
Number inspected	1001	1931	221	7892	1014	12059
ALL DISEASES EXCEPT TUBERCULOSIS AND CYSTICERCI						
Whole carcasses condemned	—	—	2	6	—	8
Carcasses of which some part or organ was condemned	190	603	1	402	63	1259
Percentage of the number inspected affected with disease other than tuberculosis & cysticerici	18.98	31.22	1.35	5.16	6.21	10.5
TUBERCULOSIS ONLY						
Whole carcasses condemned	2	11	—	1	1	15
Carcasses of which some part or organ was condemned	111	704	—	1	25	841
Percentage of the number inspected affected with tuberculosis	11.28	37.0	—	0.02	2.56	7.09
CYSTICERCOSIS						
Carcasses of which some part or organ was condemned	12	11	—	—	—	23
Carcasses submitted to treatment by refrigeration	12	11	—	—	—	23
Generalised and totally condemned	2	1	—	—	—	3

Total weight of carcase meat and offal condemned—24 tons 11 cwts. 2qr. 19 lbs.

TABLE 6.

SANITARY ADMINISTRATION

Premises	No. on Register	Inspections made	Notices served	Nuisances abated with or without notice
Dairies	1	5	—	—
Bakehouses	15	17	3	3
+ Slaughterhouses ... (Licensed)	21	1,755	2	26
Offensive Trades Common Lodging Houses	1	2	—	—
	—	—	—	—
Totals	38	1,779	5	29

+ Includes 2 knackers premises and visits made for the purpose of meat inspection.

TABLE 7.

SANITARY ADMINISTRATION
SUMMARY OF WORK OF THE SANITARY
DEPARTMENT

	No. of Inspections made by Sanitary Inspectors	No. of Nuisances in respect of which Notices were served		No. of Nuisances abated with or or without Notice
		Informal	Legal	
CLOSETS & ASHPITS				
Defective privies, pail closets and ashpits (not for conversion)...	33	10	—	12
Conversion of privies into W.C.'s ...	179	4	1	11
Conversion of pail closets into W.C.'s ...	52	8	—	13
Conversion of privies into pail closets ...	3	—	—	—
Defective water closets ...	314	86	22	100
Provision of additional water closets ...	229	—	—	13
Provision of portable ashbins ...	1,593	728	—	728
Dirty closets... ..	6	2	—	4
DRAINAGE				
No disconnection of wastepipe...	—	—	—	—
Defective waste pipe, traps, inlets and drains ...	462	78	21	96
Drains obstructed ...	203	41	3	65
OTHER DEFECTS				
Paving of Courts and Yards ...	164	14	4	23
Roofs, eaves-spouts and down-spouts ...	727	178	68	227
Sinks ...	187	17	9	36
Insufficient ventilation ...	65	13	9	54
Windows ...	407	56	32	74
Dampness ...	399	105	62	116
Water in cellars ...	34	5	—	9
Water supply ...	136	10	—	11
Overcrowding ...	3	—	—	—
Foul condition of houses ...	36	6	2	10
Offensive accumulations ...	24	5	—	10
Animals improperly kept ...	7	—	—	3
Pigsties ...	21	2	—	2
Smoke Nuisances ...	128	4	3	17
Urinals ...	47	1	—	1
Nuisances not specified above ...	1,164	209	134	318
Totals	6,623	1,582	*370	1,953

No. of visits to Infectious Disease cases—299

*NOTE. The actual number of separate notices served was—214

TABLE 8.

FACTORIES ACT, 1937.

	Number of		
	Inspections	Written notices	Occupiers prosecuted
1. Factories in which Sections 1, 2, 3, 4 and 6 are to be enforced by Local Authorities.	6	—	—
2. Factories not included in (1) in which Section 7 is enforced by the Local Authority.	94	2	—
3. Other premises in which Section 7 is enforced by the Local Authority (excluding out-workers premises)	4	—	—
Total	158	2	—

PREVENTION OF DAMAGE BY PESTS ACT, 1949.


During the year 144 premises have been visited by your Inspectors and 241 surface infestations dealt with by the rat catchers to secure satisfactory elimination of rats and mice. Periodical visits continue to be made to certain business premises which are particularly susceptible to infestation and treatments are carried out when necessary. All the Council's sewage works and refuse tips are kept under observation and when infestations are found appropriate action is taken.

The type of property and infestations dealt with are as follows :


Type of Property	Number of Treatments carried out	Type of Infestation		
		Rats		Mice
		Major	Minor	
Council Property	78	—	78	—
Council Houses	36	—	21	15
Private Houses (includes Sheffield Corporation)	86	—	74	12
Other Property (includes Schools & Business)	41	—	21	20
TOTAL	241	—	194	47

There are 61 separate sewerage systems with a total of 2,162 sewer manholes in the district; these have been test baited and all systems found to be infested have received two treatments during the year. The present position is that 49 of the sewerage systems are now clear of rats and infestations in the remaining 12 systems have been reduced.

Part-time rat catchers are employed and operate in accordance with the Ministry of Agriculture and Fisheries requirements. The operations during the year have resulted in an estimated kill of 1,812 rats from surface treatments and with regard to sewer treatments, which it is impracticable to give a reasonable estimate, I can only say that the kill has been considerable.











PRINTED BY
GEO. ALLEN (PRINTERS) LTD.,
BRIMINGTON, CHESTERFIELD.
