

[Report 1950] / Medical Officer of Health, Chesterfield Borough.

Contributors

Chesterfield (England). Borough Council.

Publication/Creation

1950

Persistent URL

<https://wellcomecollection.org/works/a6baq86x>

License and attribution

You have permission to make copies of this work under a Creative Commons, Attribution license.

This licence permits unrestricted use, distribution, and reproduction in any medium, provided the original author and source are credited. See the Legal Code for further information.

Image source should be attributed as specified in the full catalogue record. If no source is given the image should be attributed to Wellcome Collection.



Wellcome Collection
183 Euston Road
London NW1 2BE UK
T +44 (0)20 7611 8722
E library@wellcomecollection.org
<https://wellcomecollection.org>


A 6459(1) CHESTERFIELD

Borough of Chesterfield.



ANNUAL REPORT
OF THE
Medical Officer of Health
FOR THE YEAR
1950

JAMES A. STIRLING, D.S.C., M.B., CH.B., D.P.H.,
MEDICAL OFFICER OF HEALTH.



Borough of Chesterfield.



ANNUAL REPORT
OF THE
Medical Officer of Health
FOR THE YEAR
1950

JAMES A. STIRLING, D.S.C., M.B., CH.B., D.P.H.,
MEDICAL OFFICER OF HEALTH.

BOROUGH OF CHESTERFIELD.

HEALTH COMMITTEE, 1950.

THE MAYOR (Alderman W. Porter, J.P.)

Chairman—COUNCILLOR L. HEATH.

Vice-Chairman—COUNCILLOR MRS. A. COLLISHAW.

Members :

Alderman Miss F. Robinson, J.P.

„ Smith.

„ Taylor.

Councillor Anderson.

„ Mrs. Bennell.

„ Boyce.

„ Gorman.

„ Hancock.

„ Hodkin.

„ Radford.

„ F. S. Short.

„ Weston.

Public Health Department,
Town Hall,
Chesterfield.

August, 1951.

**To the Chairman and Members of the Health Committee
of the Borough of Chesterfield.**

Mr. Chairman, Ladies and Gentlemen,

I have the honour to submit my Twenty-Second Annual Report on the Health and Sanitary Conditions of the Borough for the year 1950.

The Report has been drawn up in accordance with the requirements of the Ministry of Health.

Generally speaking, the general health of the Borough has been satisfactory during the year.

I have again to sincerely thank you, Sir, and the Members of the Health Committee, for your continued interest and support, and also my colleagues in other Departments.

In conclusion, I wish to express my very sincere thanks to Mr. Drabble, Chief Sanitary Inspector, and to Mr. Brown, Chief Clerk, for their valuable help and co-operation in the writing of this Report, and also to express my grateful thanks to all the members of the Staff of the Health Department for the unfailing and loyal support they have always given me during the year.

I am, Ladies and Gentlemen,

Your obedient Servant,

J. A. STIRLING,

Medical Officer of Health.

Report of the Medical Officer of Health for the Year 1950

VITAL STATISTICS.

The Registrar-General's estimate of the population of the Borough at mid-year, 1950, was 68,000, an increase of 220 on the 1949 figure.

Births.—The total number of births in the Borough was 1,058 giving a birth-rate of 15.5, as against 1,130 and a rate of 16.6 in 1949. The rate for 1950 is below that for both England and Wales (15.8) and the County Boroughs and Great Towns (17.6).

The Registrar-General has now issued a comparability factor for births as well as for deaths. The factor for Chesterfield is 0.98, and, when this is applied to the recorded birth rate, it results in a corrected rate of 15.19. In the past, the rate for the Borough has always exceeded that for the Country as a whole, and has been comparable with that for the County Boroughs and Great Towns.

It was not expected that the higher birth rates of the war and immediate post-war years would be maintained, and this was borne out by the fact that there has been a gradual drop in recent years, so that by 1949 the birth rate was approximating the pre-war figure of 16.5. This year, however, the birth rate has fallen to 15.5, the second lowest rate ever recorded in the Borough and, if this continues, might give rise to some concern.

Several factors can influence the birth rate, but I think the chief amongst them at the present time are the housing shortage and the fact that large numbers of women have, of necessity, to continue working after marriage.

Still Births.—16 still births were registered in 1950, representing a rate of 14.89 per 1,000 total (live and still) births, as compared with 24 still births and a rate of 20.79 in the previous year.

Deaths.—The number of deaths of Chesterfield residents during the year was 748, making a crude death rate of 11.0 per 1,000 population, compared with 719 deaths and a rate of 10.6 in the year 1949.

When the Registrar-General's comparability factor of 1.10 for the Borough is applied to the recorded death rate, the corrected rate is 12.1.

The new classification of causes of death prescribed in the International List (Sixth revision, 1948) came into operation as from the 1st January, 1950. This revision has required a change in the 36 groups of causes of death (Appendices 6 and 7), and I have also altered the age groupings so that they compare as nearly as possible with those for the country as a whole, as published by the Registrar-General.

Deaths from all forms of cancer numbered 130, or 17.4% of the total deaths from all causes; Heart Disease (211), Vascular Lesion of Nervous System (92), Bronchitis (56), Pneumonia (30), were other main causes.

As regards ages at death, the new age groups bring out the interesting fact that 35% of the total deaths are in the over 75 age group. 473 deaths, or 63% of the total, occurred in people over the age of 65 years.

Infant Mortality.—Deaths of infants under the age of one year numbered 37, giving an infant mortality rate of 34.9 per 1,000 live births, as compared with 39 deaths and a rate of 34.5 in 1949.

The rate for England and Wales in 1950 is 29.8, and that for the Great Towns 33.8. Appendix 8 shows the infant deaths from stated causes at various ages, and it will be seen that 26 of the total, or 70%, were in the neo-natal group (i.e., within the first 28 days of life), and of these, 22 occurred within the first week of life. The majority of the neo-natal deaths were due to prematurity.

Maternal Mortality.—There was one death due to pregnancy in 1950, the first in the town for three years.

GENERAL PROVISION OF HEALTH SERVICES IN THE BOROUGH.

Clinics and Treatment Centres.

Particulars of the Clinics and Treatment Centres in the Borough are given in Appendix 14. Details of the work carried out at the various Infant Welfare Centres and Ante-Natal Clinics will be found in the Section of this Report dealing with the operation of the Part 3 Health Services.

Ambulance Facilities.

The Derbyshire County Council provides the Ambulance Service for the town, and the facilities offered seem to be efficient and adequate for the needs of the area.

Bacteriological Work.

Bacteriological examinations in connection with infectious diseases are carried out at the County Health Laboratory and, in addition, an arrangement is in force whereby urgent swabs are examined at the Chesterfield Royal Hospital Laboratory.

Specimens in connection with certain diseases such as Typhoid Fever, and in cases of food poisoning, are examined by the Public Health Laboratory Services provided by the Ministry of Health.

Home Nursing.

A survey of the working of the Home Nursing Service is included in the section dealing with the services in the Borough under the National Health Service Act.

National Assistance Act, 1948.

Section 47 of this Act empowers the Council, on the recommendation of the Medical Officer of Health, to remove to suitable premises persons in need of care and attention. No such action was found necessary during the year, although several cases were investigated and satisfactorily dealt with otherwise.

Under Section 50, the local authority is required to arrange for the burial of persons dying in the area when it appears that no arrangements for burial have been, or are being made, and during the year under review one such burial was arranged.

Public Health Act, 1936 — Nursing Homes.

The Town Council is responsible under Sections 187-195 of the Public Health Act, 1936, for the Registration and Inspection of Nursing Homes in the Borough.

At the end of the year there were two registered Nursing Homes, one as a Nursing Home only and one as a Maternity Home only, providing accommodation for 17 beds — 11 maternity and 6 others.

PREVALENCE OF, AND CONTROL OVER, INFECTIOUS AND OTHER DISEASES.

There was a considerable rise in the number of cases of notifiable infectious disease during the year, 1,545 cases being notified, as compared with 910 in the year 1949. Increases in the number of cases of measles and whooping cough are almost entirely responsible for the rise in the number of notifications.

Appendices 10 and 11 give the number of cases of notifiable disease in age groups and also the Ward distribution.

Scarlet Fever.—148 cases of Scarlet Fever were notified, as compared with 331 in the year 1949.

Diphtheria.—Not a single case of Diphtheria occurred in the Borough in 1950. This is one of the most pleasant facts I have ever been able to record. What a contrast to the year 1937—the year free immunisation was introduced in Chesterfield by the Borough Council—when there were 235 notified cases of Diphtheria and 23 deaths from that disease. In my report for that year I wrote, “It is to be noticed that the type of Diphtheria seems to be certainly tending to become more severe, and I would strongly urge all parents to have their children immunised.” The result speaks for itself, but there must be no “let up”. This disease is still a great danger, and now, as in 1937 and each year since, I still urge all parents to give their children the known and proved safeguard—immunisation.

Acute Poliomyelitis and Acute Polio-encephalitis.—There were seven confirmed cases in 1950, one of which was fatal.

Measles.—There was a marked rise in notifications of measles, 913 as against 382 in 1949, and it is doubtful whether this large number really indicates the extent of the incidence during the year as, unfortunately, in many cases medical aid is not called for and, consequently, they are not notified. This is to be deplored as, although measles may appear to some to be a trivial disease, serious complications and after effects may arise without proper medical attention.

Whooping Cough.—There were 377 cases of Whooping Cough notified in 1950, as compared with 90 cases in the previous year. There were two deaths from this disease. Only once since Whooping Cough became compulsorily notifiable (in 1940) has there been more cases in a year. That was in the year 1941, when there were 612 cases. The table shows the fluctuating incidence of Whooping Cough.

Year					No. of Notifications
1940	4
1941	612
1942	11
1943	244
1944	93
1945	178
1946	108
1947	259
1948	103
1949	90
1950	377

Puerperal Pyrexia.—11 cases occurred during the year, 9 in institutional and 2 in domiciliary confinements.

Influenza.—This is not a notifiable disease unless complicated by pneumonia, but from figures kindly supplied by the local office of the Ministry of National Insurance, it is possible to have some indication of the extent of this disease.

Influenza reached epidemic proportions in the last half of February and beginning of March. Nine deaths were attributable to influenza in 1950.

Pneumonia.—66 cases of primary and influenzal pneumonia were notified, of which 6 were treated in hospital. There were 30 deaths attributable to all forms of pneumonia.

Tuberculosis.—56 new cases of Tuberculosis were notified 53 pulmonary and 3 non-pulmonary, an increase of 11 over the previous year. There were 20 deaths from this disease.

At the end of 1950, there were 325 names on the Tuberculosis Register in the Health Department, 236 relating to pulmonary and 89 to non-pulmonary patients.

SANITARY CIRCUMSTANCES OF THE AREA.

Water Supply.

The water supply of the Borough comes from Linacre Reservoirs and various pumping stations and, after purification and chlorination, is distributed from service reservoirs. In the Water Board's laboratory, chemical and bacteriological analyses are made at frequent intervals, in some cases daily, and bacteriological samples are examined at monthly intervals by the Public Analyst. The result of all analyses during the year under review has been satisfactory. The water supply is constant, the quantity adequate and the standard of purity satisfactory, and no plumbo-solvent action has been reported.

All the houses in the Borough have a piped supply, and no houses, therefore, receive their supply of water for domestic purposes from stand-pipes.

Mr. Boothman, the Engineer and Manager of the Chesterfield and Bolsover Water Board, has kindly given me the following report on the work carried out during the year.

(1) The 500,000 gallons service reservoir at Whispering Well was emptied, cleaned and all metal work re-painted.

(2) At Linacre, the filtering media from the three rapid gravity roughing filters was removed, all metal work re-painted and the filters re-made.

(3) Weeds and an appreciable quantity of silt were removed from the Holmebrook Impounding Pool.

(4) The four elevated water towers at Hillstown, Hady and Cutthorpe were emptied and cleaned; re-painting and renovations to metal work were carried out.

(5) The Carr Vale Pumping Station was practically re-built in brickwork.

(6) New water mains from 3-in. diameter to 8-in. diameter were laid for new housing schemes within the Board's area. The total length laid was 9,209 yards.

(7) The old 6-in. diameter supply main in Holywell Street, Chesterfield, was relaid for a total distance of 213 yards.

(8) To improve the supply to the high level areas, 3,900 yards of 12-in. diameter Linacre to Brimington pipe was scraped and cleaned.

Swimming Baths and Pools.—There are one indoor swimming bath and two open-air swimming pools in the Borough, all of which are owned by the Corporation. The Health Department exercises supervision over these baths, and samples are taken to ensure the satisfactory condition of the water.

Sewage Disposal.—There have been no extensions, additions or improvements in connection with sewage disposal during the year.

Sanitary Inspection of the Area.—Details of this work will be found in Appendices 16-18.

Common Lodging Houses.—The Markham Municipal Hostel for men, owned by the Corporation and controlled by the Health Committee, is the only remaining Common Lodging House in the Borough.

With its accommodation totalling 120 beds, this hostel fulfills a real need and can be considered to make a valuable contribution to the social services of the town. Throughout the year, it has been occupied to approximately 80 per cent. of its capacity, and this largely by old-age pensioners and unemployed homeless men. It has also provided cheap lodgings for the lower paid artisan class coming to the town for short periods in pursuit of their occupation.

The improved accommodation resulting from the extensions completed last year has altered the whole character of the hostel. This is no doubt due to the relieving of congestion in the day rooms, which previously was often the cause of friction when total strangers were thrown into too close contact with one another. The popularity of the hostel can now be judged by the fact that most of the lodgers have become more or less permanent and show reluctance to move on, as is usual in this type of lodging house.

Until the latter part of this year, the undertaking was not self-supporting, but was subsidised rather heavily from the rates. After making certain that increased allowances were available to pensioners and the unemployed to cover lodging costs during the year, the charges for accommodation were revised and, providing the present lettings are maintained, there should be very little call on the rates for the maintenance of the hostel during the coming year.

Rats and Mice Destruction Act, 1919, and Rat and Mouse Infestation Order, 1943.

Prevention of Damage by Pests Act, 1949.

The Prevention of Damage by Pests Act, 1949, repealing all other legislation dealing with rodent control, came into operation on the 31st March, 1950. The Act gives additional powers to Local Authorities for controlling infestations on all premises, and makes the notification of infestations obligatory on the owner or occupier of the same. Additional powers are also given to Local Authorities to require structural repairs where these are found to be necessary to rid premises of vermin or to prevent re-infestation. Financial grants are also authorised to Local Authorities to the extent of 50 per cent. of the total costs of all irrecoverable expenditure incurred in the eradication of pests.

The Borough cannot be considered to be badly infested by either rats or mice, and this, no doubt, is due to the ready co-operation of the public in notifying the presence of these pests on

their premises before they have become well established. Major infestations by rats were found on only eleven premises during the year, and these received special attention; in no case was it found to be necessary to resort to legal action against the owners or occupiers. An infestation by rats in one particular dwelling house proved to be very difficult of solution, and it was not until there had been a total reconstruction of the drainage system serving six houses that the rats were finally eradicated. Although the owners of the premises were committed to considerable expense, they willingly undertook this work on informal notice from the Department.

The total number of premises where action was taken in the eradication of rats and mice was 214, comprising 45 business premises and 169 private houses and allotments. The treatments necessitated 567 visits being made by the Rodent Operative, during the course of which were laid 571 pre-baits and 318 poison baits.

The total of 99 bodies which were picked up above ground would appear to be a small return for the action taken, but the real criterion is the amount of poison bait taken, and this showed that many times that number must have been destroyed. Furthermore, post-baiting has shown the total disappearance of the rodents from the majority of the premises treated.

During the year, certain sections of the town's sewerage system have also been subjected to treatment for the destruction of rats. In this connection, 108 sewer manholes have been baited. Special attention has been given to those lengths of sewer in or near the centre of the town and to one or two known "black spots" on this system.

INSPECTION AND SUPERVISION OF FOOD.

Milk Supply — Milk Register.

Number of Registered Milk Producers in the Borough ...	53
Number of Registered Producers residing outside the Borough	39
Number of Retailers (not Producers) residing in the Borough	29
Number of Retailers (not Producers) residing outside the Borough	6
Number of Inspections of Dairies, Cowsheds and Milkshops	267

Milk (Special Designations) Regulations, 1949.

The increasing public demand for milk of special designation is shown by the number of applications for Dealers' Licences to retail such milk. The Borough Council is the issuing authority for all licences under the above Regulations with the exception of those for producers of designated milk, these being issued by the Ministry of Agriculture and Fisheries. There are now seven producers of Tuberculin Tested Milk, and twelve of Accredited Milk, resident in the Borough.

During the year, the number of Dealers' Licences and Supplementary Licences issued by the Corporation under the various designations was 61, an increase of 8 on the previous year. Most of these licences were for "tuberculin tested-pasteurised" or "pasteurised" milk, and this gives some indication of the trend from the early public prejudice against heat-treated milk towards the more important consideration of the safety of milk supplies.

Old customs die hard in this country and, in many cases, rightly so, but few will regret the passing of the milkman's hand can, exposed as it is to atmospheric contaminants, and should welcome its replacement by the more hygienic sealed milk bottle, the contents of which have been rendered safe and the keeping quality improved by the minimum amount of handling. It only remains for the consumer to continue the good work by protecting it from dust, dirt and, more particularly, flies, until it is consumed.

Milk Supply.

There has been a marked decline in the retail sale of undesignated raw milk in the Borough during the year and a reasonable estimate of the percentage of such milk sold would be approximately 25% of the total sales. While this trend can be considered fairly satisfactory, the Health Department looks forward to the time when all the milk sold in the Borough will be either from Attested or Tuberculin Tested stock, or will have been subjected to pasteurisation so as to render it safe. If reference is made to that section of this Report dealing with the inspection of cattle sent in to the Abattoir for slaughter, it will be seen that the incidence of tuberculosis among cows slaughtered during the year was 56.2 per cent.

This knowledge should dispel any complacency there might be concerning the health of many of our dairy herds and, in fact, should stimulate the desire for a national drive to eradicate the disease with all speed. Until this can be accomplished, it is considered that every effort should be made to press forward with the provision of sufficient pasteurisation plants to deal with all the milk from undesignated herds.

A step towards the realisation of this is taking place at the present time with the commencement of building operations on a large and up-to-date pasteurising plant in Lockoford Lane. When completed, this Dairy should have ample capacity for serving the need of, not only the Borough, but also the surrounding area. It is expected that the new dairy will be completed and in production by the middle of 1951.

In the meantime, the Health Department is keeping a close watch on the milk supply and is regularly taking samples for bacteriological examination, particularly from undesignated herds, to ensure the safety of the supply. The number of producers of undesignated milk in the Borough is now thirty-four.

Meat and Other Foods.

The Corporation Abattoir continues to be used by the Ministry of Food as the Central Slaughtering Establishment for North-East Derbyshire, serving the Borough and seven Urban and Rural Districts surrounding, with a combined population of approximately 240,000.

During the year, a total of 56,900 animals were slaughtered for human consumption, all of which were slaughtered in the Abattoir with the exception of 93 pigs and 1 calf killed on private premises for home consumption. The figures show an increase of 5,000 head of cattle over the 1949 figures. The number of carcasses inspected was 56,546, or practically 100 per cent. of all animals slaughtered, such inspection occupying almost the whole time of two inspectors. The greatly increased kill during the peak period of the late summer and early autumn imposed a very heavy burden on the inspectorate.

As a result of their inspection, just over 192 tons of meat and offal were condemned as unfit for human consumption, an increase of approximately 70 tons on the previous year.

Other foods condemned on the premises of traders, or in transit, amounted to over $11\frac{1}{2}$ tons, and included imported meat, bacon, cooked hams, canned foods, fish, cheese, coffee beans and confectionery. The total weight of all foods condemned during the year, therefore, amounted to $203\frac{1}{2}$ tons. As much of this condemned material as possible was utilised for technical purposes or converted for animal feeding, and so as to obviate any possibility of the condemned meat from the Abattoir falling into the hands of persons who might be tempted to utilise any of it for human food during this time of shortage, the Health Department have refused to allow any condemned material to leave the Borough for disposal.

Appendix 20, Tables 1 and 2, indicate the number and types of animals slaughtered and the incidence of disease affecting them.

There has been a decrease in the incidence of Tuberculosis in cattle other than cows from 36.3 per cent. last year to 27.7 per cent., but the incidence in cows is only fractionally less at 56.2 per cent. There is obviously a very long way to go before Tuberculosis has been eradicated from either our beef-producing or our dairy herds and, despite the promised intensification of the eradication schemes, one cannot see much improvement in the position in the post-war years. It might be said that the figures obtained from one slaughtering establishment are not representative of the health of the cattle in the country as a whole, but, in these days of centralised slaughter, the catchment area for each centre is very wide and takes in many counties; in consequence, the figures should give a reasonable indication of the national position. The economic position of the country at this time is such that every bit of food is valuable, and it would appear that here is a waste which

should be eliminated with all speed, but which will require more drastic steps to be taken if quick results are to be achieved.

The incidence of Tuberculosis in calves remains at .8 per cent. There have been a few cases of congenital Tuberculosis found in the Abattoir, and in each case the Ministry of Agriculture and Fisheries has been informed so that attempts may be made to find the infected dam. In most of the cases reported, the dam has been found and suitably dealt with under the Tuberculosis Order.

Increases in the incidence of disease other than Tuberculosis are shown in both cows and other cattle. This is accounted for largely by localised parasitic infections, which have necessitated the condemnation of offals only. There is a notable increase in the condemnation of whole carcasses of cows, due in the main to emaciation associated with disease.

The considerable reduction in the number of calves condemned is gratifying. The improvement in the quantity of milk produced, which would allow a surplus for the feeding of calves to a greater age has, no doubt, been responsible for this.

FOOD AND DRUGS ACT, 1938.

A total of 283 samples of food and drugs have been submitted to the Public Analyst during the year; 209 of these were formal samples and 74 informal. The samples comprised 205 milks and 77 other food and drugs.

Appendix 21 shows the number and the nature of the separate foods analysed.

Twenty-nine of the samples, or 10.2 per cent., were found to be not genuine or below standard; these included 24 formal samples of milk, of which 7 were "Appeal to Cow" samples, one formal and one informal sample of edible gelatine, and informal samples of margarine, tables jellies and ice-cream.

Of the samples of milk found to be not genuine, 22 were deficient in milk-fat to varying degrees, ranging from slight deficiencies to a deficiency of 44.3 per cent., and 2 cases which were deficient in milk solids other than milk-fat which, by their freezing point, showed the presence of a small amount of added water. In those cases where the deficiencies in milk-fat did not exceed 10 per cent.—there were 11 in all—legal proceedings were not considered to be justified, but warnings were given in each case. In the two samples of milk found to contain added water, the amount was so small as to negative wilful adulteration; investigations showed that in one case the adulteration resulted from a slight defect in the cooler, and in the other case through failure to drain the bottles completely after sterilization and before refilling.

A sample of milk taken from a retailer receiving his supply from a producer outside the Borough was found to be deficient in milk-fat to the extent of 15.3 per cent. A sample of milk was taken at the "point of delivery" from the farmer supplying the milk. This sample was also found to be deficient in milk-fat to the extent of 13.0 per cent. An "Appeal to Cow" sample, taken from the herd of seventeen cows, was found to be genuine. Legal proceedings were taken against both the retailer and the producer and, at the hearing, the magistrates dismissed the case against the retailer on the grounds that they were satisfied that the milk had been sold as it was received, as was shown by the sample taken at the "point of delivery". The producer pleaded guilty to the deficiencies in both samples, but claimed that an analysis made by an independent analyst on his behalf conflicted with that of the Public Analyst. The defendant exercised his right under Section 82 of the Food and Drugs Act to ask the Court to require the third part of the sample produced in Court to be analysed by the Government Chemist, and the case was adjourned so that this might be done. At the resumed hearing of the case, evidence was given that the analysis by the Government Chemist differed from the other two. In view of this, the magistrates conditionally discharged the defendant under Section 7 of the Criminal Justice Act, 1948, on payment of the costs of the proceedings amounting to £10 18s. 0d.

Legal proceedings were taken against a producer-retailer in regard to a sample of milk taken from his supply which was found to be 44.3 per cent. deficient in milk-fat. This sample was taken when the distributor had almost completed his delivery. An "Appeal to Cow" sample taken from the herd showed the yield to be of high quality. In pleading guilty, the producer-retailer stated that he had neglected to plunge the milk during delivery, with the result that the best milk had been sold first. As this was a first offence, the Bench imposed a fine of £2 2s. 0d., and ordered the defendant to pay £2 2s. 0d. costs.

Four samples of milk taken from that number of producer-retailers had deficiencies in milk-fat to the extent of 22.3 per cent., 13.6 per cent., 14.6 per cent. and 16.6 per cent. respectively. When "Appeal to Cow" samples were taken from the herds, all were found to be yielding sub-standard milk and showed deficiencies of 12.2 per cent., 12.6 per cent., 9.0 per cent. and 3.0 per cent. Having regard to these facts, legal proceedings could not be taken in respect of the original samples. It is interesting to note that in three of the cases quoted, the herds consisted wholly of Friesian cattle, whilst in the remaining case, this breed comprised the larger part of the herd. In each case the producer was required to improve the quality of the milk from his herd.

The average composition of all the milks sampled was found to be as follows :—

Milk-fat	3.58 per cent.
Milk solids other than milk fat	...				8.72 per cent.

Of the foods sampled, an informal sample of edible gelatine was found to contain 50 parts per million of copper, as compared with a maximum of 30 parts per million allowed by the Edible Gelatine (Control) Order, 1947. On the receipt of this unsatisfactory report, a formal sample was taken from the same source, this also being found to contain 55 parts per million of copper, an excess of 83.3 per cent. As this Authority has not the power of a "competent Authority" for the purpose of taking legal proceedings under the above Order, the facts were reported to the Ministry of Food, who, after making enquiries from the manufacturers of the product, decided not to proceed with the case.

Twenty-two of the twenty-three informal samples of ice-cream taken were of satisfactory quality, the remaining sample being of very poor quality and contained only 0.83 per cent. of fat, as compared with the minimum of 2.5 per cent. as recommended by the Ministry of Food. The manufacturer was warned to improve the quality of his supply.

Following the finding of splinters of glass in a loaf of bread sold to a customer, legal proceedings under Section 9 of the Food and Drugs Act were taken against the vendor. The defendants pleaded not guilty to the offence and, in their defence stated that the glass was introduced into the bread through the negligence of one of their servants who, when taking the dough heat with an unprotected glass thermometer, had failed to remove the same, with the result that it was broken up by the dividing machinery. They availed themselves of the provision of Section 83 of the Food and Drugs Act, 1938, and brought that servant before the Court to answer the charge. Satisfying the magistrates that they had used all due diligence, the defendant Company was acquitted and their servant was found guilty of the offence and was fined a total of £10 2s. 6d.

Milks Tested for Tubercle Bacilli.

Although the control of milk production has passed to the Ministry of Agriculture and Fisheries, the Health Department are still continuing to take samples of milk from dairy herds at the farms for submission to the County Bacteriologist, with the object of preventing infected milk being passed on to the consumer. Particular attention is being paid to the milk from non-designated herds.

Thirty-six such samples have been taken during the year, the samples representing the milk from 395 cows.

Positive results were returned from two of the samples, the herds concerned containing 16 and 6 cows respectively. The facts were reported to the Ministry of Agriculture and Fisheries, whose Veterinary Inspector made an examination of the herds. In the first case, a cow was identified as being the infected animal, and it was removed from the herd and slaughtered, and a subsequent sample taken from the herd confirmed the supply to be non-tuberculous. In the case of the second infected sample, which was from a herd of six cows, the Veterinary Inspector was unable to trace the infected animal by clinical examination. It was ascertained, however, that between the taking of the sample and the receipt of the report stating the milk to be infected, a cow from the herd had been sent for slaughter to the Abattoir, where it was found to be tuberculous. As there was no proof that this cow had been yielding a tuberculous milk, and having regard to the length of time required to obtain a result from a further sample from the herd, a notice was served on the producer under the Milk and Dairies Regulations, 1949, prohibiting the sale of milk from the herd before the same had been subjected to heat-treatment so as to render it safe, pending the receipt of a negative result from a further sample taken. Such a result was received 43 days later and the notice was duly withdrawn.

Ice-Cream.

The Ice-Cream (Heat Treatment) Regulations, 1947, which are intended to control the manufacture and sale of ice-cream are not yet fully operative, although certain manufacturers have brought up their premises to the necessary standard to comply with the Regulations. It would appear that the necessary equipment and instruments are now generally available, and it can be expected that the Minister will name the appointed day when the Regulations are to be fully implemented early in the coming year. In anticipation of the new requirements for the manufacture of the product, many of the small manufacturers whose sales were insufficient to justify the capital outlay for improved plant have ceased making their own ice-cream and have become retailers only, receiving their supplies from the larger manufacturers outside the town. There are now only ten firms making their own ice-cream in the Borough, and this number is likely to be further reduced when the Regulations become fully operative.

There are, in addition, 153 premises registered for the retail sale of ice-cream, and at all but 11 of these premises it is sold as a pre-packed product.

The Ministry of Food has not yet seen fit to approve a statutory standard of quality for ice-cream but, following continued representation from local authorities and other organisations interested in this matter, there are indications that such a standard will be introduced within a short space of time. It must be agreed that the present recommended minimum of 2.5 per cent. of fat is

extremely low for what has almost become an everyday food, but it is pleasing to be able to report that the average quality of the ice-cream sold in the Borough during the year has considerably exceeded that minimum, for the average for 23 samples taken for chemical analysis was 7.84 per cent. fat and 28.19 per cent. total solids. In only one case was the fat content below 2.5 per cent., and this was one of exceedingly poor quality, containing only 0.83 per cent. of fat. Unfortunately, because of the lack of an accepted legal standard, no action could be taken against the manufacturer in this case, but a severe warning was given and an improvement was effected.

Eighteen samples were also taken for the Methylene Blue test, which gives some indication of the care taken in manufacture of ice-cream. Only five of these could be considered very satisfactory, the others being grouped in grades 3 to 4. Following these results, special attention was directed to the methods of production at the premises concerned where these were in the Borough, and the attention of the firms concerned was called by letter in those cases where the ice-cream came from outside.

Food Hygiene.

It is pleasing to be able to report that there has not been one case of food poisoning reported in the Borough during the year. This fact, of course, gives no grounds for complacency on any matters concerned with the hygienic preparation and handling of food, for it must be appreciated that such dangers are always at hand and can only be countered by the observance of the highest standards of hygiene in all branches of the food trades and in the home.

Having in mind that legislation alone, however complete, cannot be relied upon to maintain the necessary standards of food hygiene, and that a personal approach to food handlers is more likely to produce the desired results, a number of talks on this subject have been given to operatives and management of the food trade at their place of work. In the course of these talks, they have had ample opportunity to express their own points of view and their difficulties in an endeavour to arrive at a mutual understanding for the conduct of their business on the most hygienic lines. It is known that these personal contacts have been appreciated, and it is intended that they shall be extended.

Public lectures and film shows have also been given to various organisations during the year with the object of extending hygienic consciousness, so far as it relates to food, into the home, and it is hoped that this, coupled with the prominence now given in the national Press to a clean food campaign, will be a means of ensuring freedom from food infections.

A valuable addition to legislation dealing with food supplies in the Borough has been the adoption of byelaws dealing with the handling, wrapping and delivery of food and the sale of food in the open air, which became operative in June of this year. The powers previously given to local authorities under the various sections of the Food and Drugs Acts were too general to be really effective in improving the standards of food hygiene at all stages of its preparation and sale. The new bye-laws are far more specific in character and will, when fully implemented, considerably improve the standard of preparation and distribution of food in the Borough.

HOUSING.

A total of 265 houses have been erected in the Borough during the year, 204 by the Corporation and 61 by private enterprise. As 49 of the Corporation houses were of the Duplex type, each representing two living units, the total housing units provided was 314.

One has noticed during the last few years a growing amount of anxiety neurosis among the population, due in great measure, in my opinion, to the sharing of houses by families, and particularly where young couples have to share a home with older relations. I, personally, feel that we shall never have a happy, healthy nation until every young family can have a home of their own. The provision of houses is, therefore, the most urgent priority of all.

I know that the housing problem is a national one resulting from conditions of war and the immediate post-war shortages, and I am also confident that Chesterfield Corporation is doing its level best to get as many houses built as possible, and will take advantage of any opportunity offered to accelerate their building programme so as to provide more sorely-needed houses.

The continued shortage of certain building materials and also of labour, which is largely being utilised on the construction of new houses and on building work of national importance, renders more difficult the work of maintenance of the older properties in the town and the making good of war-time deterioration of such properties and, in my opinion, unless these older properties are properly maintained there will be, as a result, a general lowering of housing standards in the older parts of the Borough, with a consequent increase in slum clearance when this is permitted.

It has been necessary during the year to represent three clearance areas, involving twenty houses, because they had become so deteriorated as to be incapable of being maintained in a safe and habitable condition.

It has also been found necessary to re-house the tenants of eight individually unfit houses and eleven tenants from clearance

areas which were represented and confirmed prior to the outbreak of war in 1939, due to further deterioration to such an extent that they were no longer capable of being rendered wind and weather proof. The total number of persons re-housed from these properties was 74, and accommodation had to be provided for them out of the year's allocation of new houses.

The following shows by Ward incidence the houses erected by the Corporation and by private enterprise :—

	Newbold	West	Rother	Old. Whitt.	Hasland	St. Helens	Holmebrook	New Whitt.	S. Leonards	Trinity	Total
Built by the Corporation :	20	11	54	23	5	—	—	—	—	91	204
Built by Private Enterprise :	11	17 (2)	4	3	6 (1)	9	4	5	2	—	61
TOTAL	31	28	58	26	11	9	4	5	2	91	265

Figures in brackets indicate the number of conversions.

NATIONAL HEALTH SERVICE ACT, 1946— PART III SERVICES.

Chesterfield Area Health Sub-Committee is responsible for the day-to-day administration of all Part III Services (except the Ambulance Service and Mental Health) in the Borough of Chesterfield, and this section of the Report summarises the work carried out in the Borough during 1950.

I should like to take this opportunity of thanking Dr. Morgan, the County Medical Officer of Health, and members of his staff, for continuous co-operation and support readily given at all times

SECTION 22.—CARE OF MOTHERS AND YOUNG CHILDREN.

Child Welfare Centres.

Six Child Welfare Centres are provided in the Borough, at which forty sessions are held each month. Four afternoon sessions are held each week at the Town Hall Clinic, two sessions each week at the Edmund Street Clinic, Whittington Moor, and one each week at the four Centres situated in outlying areas of the town.

2,047 infants and children made 23,067 attendances at all Centres during the year 1950.

Of the total children attending, 852 were new attenders under the age of one year, representing 80 per cent. of the total babies born in the Borough during the year.

The Ministry of Food's National Dried Milk, Orange Juice, etc., are distributed from all the Centres.

The following is a summary of work done at the Centres during the year :—

Total number of Children attending the Centres ...	2,047
Number of new attenders under 1 year of age ...	852
Number of new attenders, aged 1 to 5 years ...	9
Total attendances made :—	
By Children under 1 year of age ...	15,801
By Children over 1 year of age ...	7,266
	<hr/>
	23,067
	<hr/>

Ante- and Post-Natal Clinics.

18 sessions a month are held at two Ante-Natal Clinics. During the year, 915 expectant mothers made 2,900 attendances. Of the total attending, 799 were new cases.

The Domiciliary Midwives attend at the Clinics with their own booked cases, and are thus able to consult with the Doctor where necessary.

The Supervisor of Midwives superintends the Ante-Natal and Post-Natal Clinics.

125 mothers made 267 attendances at the Post-Natal Clinics during the year.

Dental Work.

The following tables indicate the work of the Dental Officer for the year :—

Numbers provided with Dental Care.

	Examined	Needing Treatment	Treated	Made Dentally Fit
Expectant and Nursing Mothers	38	35	34	16
Children under 5...	212	204	198	76

Forms of Dental Treatment Provided.

	Extract-ions	No. of General Anæsthe-tics Adminis-tered	Fillings	Scalings or Scaling and Gum Treat-ment	Silver Nitrate Treat-ment	Dressings	Radio-graphs	Dentures Provided	
								Complete	Partial
Expectant and Nursing Mothers	44	15	4	10	—	—	—	—	—
Children under 5...	331	155	—	4	347	25	—	—	—

Care of Premature Infants.

Space is provided on the Notification of Birth Cards for the weight at birth when this is 5½-lbs. or less. By this means, immediate information is obtained regarding premature babies, which is passed to the Health Visitors, who give special attention to these infants.

Special draught-proof cots, with detachable linings, hot water bottles, etc., together with suitable clothing, are available when premature babies are kept at home, and the domiciliary midwives visit twice a day as long as is considered necessary.

When the old Corporation Maternity Home was closed in the early part of the year, arrangements were made with the Chesterfield Hospital Management Committee for similar facilities, which used to be provided there, to be made available for the care of premature infants at the Scarsdale Hospital Maternity Unit.

82 premature infants were notified during 1950, of which 19 were born at home and 63 in hospital or nursing home.

Care of Illegitimate Children.

The arrangements for the care of the mother and her illegitimate child, which were made in the Borough under the Ministry of Health Circular 2866/1943, continued during the year.

Briefly, the arrangements are as follows :—

The Chief Health Visitor and the non-medical Supervisor of Midwives are mainly responsible for the care of illegitimate infants, with the result that, in most cases, the future of both mother and child is decided upon before the confinement. The Health Visitors pay special attention to these babies and the Department as a whole works in close co-operation with the local Moral Welfare Association, the Borough Welfare Committee, the N.S.P.C.C. and other organisations.

The staff of the Department feel that the cases dealt with most satisfactorily are those where the mother is able to keep the child and live with the grandparents, and it is pleasing to report that, in a large majority of cases, this is the ultimate result.

The number of illegitimate births in 1950 was 43, representing a rate of 40 per 1,000 total births.

SECTION 23.—MIDWIFERY SERVICES.

The Midwifery Service in Chesterfield consists of a Supervisor and an establishment of nine domiciliary midwives.

The following is a summary of the work of the domiciliary midwives during 1950 :—

Number of Cases attended as Midwives	346
Number of Cases attended as Maternity Nurses	72
Number of Cases in which Gas and Air Analgesia was administered	311
Number of Ante-Natal Visits	3,660
Number of Post-Natal Visits	7,328
Number of Attendances at Ante-Natal Clinics	398

Records received from Midwives :

Medical Help	87
Stillbirths	7
Deaths of Mothers	—
Deaths of Children	2
Laying-out of the Dead	—
Liability to be a source of Infection	5
Notification of Artificial Feeding	27

Notification of Births.

1,067 live births and 17 stillbirths were notified during the year.

Birth Control.

A special clinic, to which cases are sent on medical grounds for advice and for the supply of contraceptives, is held in conjunction with the Post-Natal Clinic.

SECTION 24.—HEALTH VISITING.

The Establishment for the Borough is 1 Chief Health Visitor and 7 Health Visitors who are also School Nurses.

During the year, Miss D. I. Hayes and Miss L. W. Barlow were appointed to fill two of the three vacancies on the staff, and it is hoped to fill the remaining vacancy in the near future.

For eight months of the year, the Health Visiting staff consisted of the Chief Health Visitor and only four Health Visitors, and great credit is due to them for excellent work done during that time under great staff difficulties.

The duties of the Health Visitor, which, before the coming into operation of the National Health Service Act, were primarily concerned with the care of mothers and young children, now include the supervision and advising of all sick and disabled persons who may require such help, work in connection with the welfare of old people, the schemes for Care and After-Care and Prevention of Illness. They also take their part in the various schemes for the Care of Premature Infants and Illegitimate Children and make enquiries on behalf of Hospitals, Adoption Societies and other Bodies.

The following are details of the visits made by the Health Visitors during the year. It should be noted that the summary excludes work done as School Nurses.

No. of first visits to infants under 1 year of age	...	1,044
No. of re-visits to infants under 1 year of age	...	2,253
No. of visits to children aged 1 to 5 years	...	5,524
No. of first visits to expectant mothers	...	101
No. of re-visits to expectant mothers	...	53
No. of other visits (i.e., for Children's Officer, cases referred by Hospital Almoner, Care and After-Care, etc.)	...	1,350

SECTION 25.—HOME NURSING.

The District Nursing Service comprises a Superintendent and eleven Visiting Nurses, who attend cases of any nature except certain notifiable diseases, and their duties include the nursing care of patients on their discharge from hospital.

As will be seen by the following summary, a great volume of work has been done during the year and the nurses worked at a particularly high pressure in the early part of the year when the Influenza epidemic was at its height.

Summary of Work of Home Nurses, 1950.

Number of Cases on books, 1st January, 1950... 162
Number of New Cases nursed during the year :—

Medical	743
Surgical	379
Tuberculosis	10
Maternity	3
Miscarriages or Abortions	2
					1,137

Number of Cases on books, 31st December, 1950 ... 171

Number of Visits paid by the Nurses :—

General Nursing	35,173
Tuberculosis	394
Midwifery	18
Maternity	17
Pneumonia	41
Casual	3
Observation	55
					35,701

SECTION 26.—VACCINATION AND IMMUNISATION.

Free immunisation has been offered in Chesterfield since 1937. The scheme introduced some years ago whereby a Birthday Greeting is sent to each child on its first birthday, advising immunisation, is still proving of outstanding propaganda value.

The Health Visitors stress the importance of immunisation on the mothers at the Infant Welfare Centres and when visiting the homes, and make many follow-up visits to secure immunisation. Advice is given at School medical inspections and by the Health Visitors in their capacity as School Nurses regarding the value of the reinforcing dose of the prophylactic.

During the year, 508 children, aged 0 to 5, and 166 children, aged 5 to 15, were immunised. Of the total of 674 immunisations, 188 were carried out by private Doctors. In addition, 1,195 children were re-immunised, 1,181 by the Local Authority staff and 14 by private Doctors.

The following table shows the state of Diphtheria Immunisation in the town as at 31st December, 1950.

Age at 31/12/50	Under 1	1	2	3	4	5-9	10-14	Total
Born in year ...	1950	1949	1948	1947	1946	1945-1941	1940-1936	Under 15
No. Immunised	10	402	626	733	852	4424	3956	11003

Vaccination by General Practitioner.

	Age Groups			
	Under 1	1 to 4	5 to 14	15 and over
(a) Primary Vaccinations ...	79	16	14	37
(b) Re-Vaccinations ...	—	—	1	36
(c) Cases reported because of actual or alleged complications of vaccination ...	—	—	—	—

SECTION 28.—PREVENTION OF ILLNESS, CARE AND AFTER-CARE.

Tuberculosis.

The Health Visitors visit all new cases for the purpose of giving advice both to the patients and contacts, and also patients who are being nursed at home and those who have been discharged from Sanatorium. Actual nursing of home patients is carried out by the staff of the Home Nursing Service. On the recommendation of the Chest Physician, extra nourishment in the form of milk is supplied to patients suffering from tuberculosis, free or at a reduced cost, in accordance with an income scale.

General.

The Hospital Almoners refer to the department cases which, on discharge from hospital, require after-care; these are either treated by the District Nurse or supervised and advised by the Health Visitors.

During 1950, the District Nurses paid 5,119 visits to such cases, which included visits to 112 cases referred during the year.

The Health Visitors visited 311 cases so referred by the almoners and, in addition, paid many visits in connection with the admission of chronic sick to hospital, and to aged persons.

Sick room equipment, such as bed pans, urinals, mackintosh sheeting, steam kettles, inhalers, air rings, bed cradles, etc., is available for loan, when required for patients being nursed at home. Larger items, such as wheel chairs and crutches, are loaned in appropriate cases.

Health Education.

The medical and nursing staff of the Department, in the course their normal duties, are always carrying out health education at Infant Welfare Centres, Ante- and Post-Natal Clinics, School Clinics, and in the many opportunities afforded in the course of visiting. Books, leaflets and pamphlets on health education and prevention of disease are distributed through the welfare centres and clinics.

The Sanitary Inspectors, though not directly concerned with the work of the National Health Service, do much valuable health education in such matters as clean handling of food and hygiene in factories, workshops, shops, restaurants and cafés.

During the year, talks on the health services and various aspects of health education have been given by Medical Officers of the Department to members of Community Associations, Youth Clubs, Parent-Teacher Associations and senior schools.

SECTION 29.—DOMESTIC HELP.

Domestic Help is supplied in the following cases :—

- (a) In domiciliary confinements.
- (b) Illness of mother or other person acting as housewife (including admission to hospital).
- (c) Old people who are infirm or ill.

Without detracting from the good work done in connection with maternity cases and cases of illness, I feel that the work of Home Helps in the future is going to show most good in dealing with old people. Elderly people, thank goodness, show, in the main, a high spirit of independence, and prefer to remain in their own homes rather than to be institutionalised, and an efficient Home Help Service can do a great deal in achieving this object for them and brighten the evening of their lives.

I would like to pay a tribute to the local Hospital Authorities in this respect, because they have co-operated wholeheartedly with the Health Department in that, where it has been considered necessary to have an old person admitted to Hospital, this has always been arranged as expeditiously as possible and, on the other hand, as soon as a case is fit to go home again, a Home Help has always been provided to rehabilitate them again in their own homes.

At the end of the year, there were ten Home Helps on the panel, all part-time, who dealt with 100 cases.

The average length of stay of Home Helps was :—

Confinement Cases	2 weeks
Cases of Illness	3 "
Care of Old People	5 "

APPENDIX 1.

PUBLIC HEALTH STAFF.**Medical Officer of Health and Borough School Medical Officer :**

J. A. Stirling, D.S.C., M.B., ChB., D.P.H.

Deputy Medical Officer of Health and Deputy Borough School Medical Officer :

J. S. Hamilton, M.B., Ch.B., D.P.H. (left 23/9/50).

P. W. Bothwell, M.B., Ch.B., D.P.H. (appointed 25/9/50).

Veterinary Surgeon to the Corporation (part-time) :

W. King Clarke, M.R.C.V.S.

Public Analyst (part-time) : Hugh Childs, B.Sc., F.R.I.C.**Chief Sanitary Inspector :**

G. W. Drabble, C.S.I., Certified Meat Inspector.

Sanitary Inspectors :

W. Teasdale, C.S.I., Certified Meat Inspector.

C. A. Wood, C.S.I., Certified Meat Inspector.

W. Roberts, C.S.I., Certified Meat Inspector.

G. D. Yates, C.S.I., Certified Meat Inspector.

R. G. Burch, C.S.I., Certified Meat Inspector
(left 30/9/50).

T. Limbert, C.S.I., Certified Meat Inspector
(appointed 20/11/50).

Chief Clerk : G. S. Brown.**Clerical Staff :**

Miss J. Mashman.

R. Clarke.

Miss A. Pike.

E. L. Treece

Miss M. J. Osborne.

(on National Service).

(left 29/9/50).

Mrs. J. M. Barwick

Miss K. V. Waldron.

(Housing Visitor).

Miss J. Blagg.

(left 29/4/50).

Mrs. K. Dunin

Mrs. H. Low

(appointed 30/10/50).

(Housing Visitor)

(appointed 22/5/50).

APPENDIX 2.

GENERAL INFORMATION.

Population (estimated)	68,000
Area (Acres)	8,472
Number of Inhabited Houses	19,319
Rateable Value	£421,495
Sum represented by a penny rate (gross)	£1,681

APPENDIX 3.

EXTRACTS FROM VITAL STATISTICS OF THE YEAR.

	M.	F.	Total
Live Births —Legitimate ...	499	517	1,058
Illegitimate ...	24	18	

Birth Rate per 1,000 of Population : 15.56.
(corrected by Reg. General's comparability factor : 15.19)

	M.	F.	Total
Still Births —Legitimate ...	11	4	16
Illegitimate ...	1	—	

Rate per 1,000 Total Births : 14.89.

	M.	F.	Total
Deaths	400	348	748

Death Rate per 1,000 of Population : 11.0.
(corrected by Reg. General's comparability factor : 12.1)

Deaths from Puerperal Causes :

From Sepsis	—
From Other Causes	1

Rate per 1,000 Total Births : 0.93.

Deaths of Infants under one year of age :

	M.	F.	Total
Legitimate	23	11	37
Illegitimate	1	2	

Death Rate of Infants under one year of age :

All Infants per 1,000 live births	34.9
Legitimate Infants per 1,000 legitimate live births ...	33.4
Illegitimate Infants per 1,000 illegitimate live births...	71.4
Deaths from Cancer (all ages)	130
Deaths from Measles (all ages)	—
Deaths from Whooping Cough (all ages)...	2
Deaths from Diarrhoea (under 2 years) ...	3

APPENDIX 4.


BIRTH RATES.

Year.	Chesterfield.		County Boroughs and Great Towns Birth Rate.	England and Wales Birth Rate.
	No of Births.	Birth Rate.		
1946	1391	20. 9	22.2	19.1
1947	1386	20.61	23.3	20.5
1948	1222	18.12	20.0	17.9
1949	1130	16. 6	18.7	16.7
1950	1058	15.56	17.6	15.8

APPENDIX 5.

DEATH RATES.


Year.	Chesterfield		County Boroughs and Great Towns Death Rate.	England and Wales Death Rate.
	No. of Deaths.	Death Rate.		
1946	673	10.1	12.7	11.5
1947	811	12.06	13.0	12.0
1948	727	10.78	11.6	10.8
1949	719	10. 6	12.5	11.7
1950	748	11. 0	12.3	11.6



APPENDIX 6.

Deaths of Chesterfield Residents in the year 1950, classified according to Disease and Age-Periods.

Cause of Death.	Age Periods.								TOTAL
	0-1	1-5	5-15	15-25	25-45	45-65	65-75	75+	
Tuberculosis, Respiratory ...	—	—	—	3	9	4	2	1	19
Tuberculosis, Other ...	—	—	—	—	—	1	—	—	1
Syphilitic Disease ...	—	—	—	—	—	—	—	—	—
Diphtheria ...	—	—	—	—	—	—	—	—	—
Whooping Cough ...	2	—	—	—	—	—	—	—	2
Meningococcal Infections ...	—	—	—	—	—	—	—	—	—
Acute Poliomyelitis ...	—	—	1	—	—	—	—	—	1
Measles ...	—	—	—	—	—	—	—	—	—
Other Infective and Parasitic Diseases ...	—	—	—	—	1	2	—	—	3
Malignant Neoplasm, stomach ...	—	—	—	—	1	11	6	6	24
" " lung, bronchus	—	—	—	—	—	4	5	—	9
" " breast ...	—	—	—	—	3	7	1	1	12
" " uterus ...	—	—	—	—	—	6	5	1	12
Other Malignant and Lymphatic Neoplasm ...	—	—	—	—	3	23	24	23	73
Leukæmia, Aleukæmia ...	—	1	—	—	3	—	1	—	5
Diabetes ...	—	—	—	—	—	1	7	—	8
Vascular Lesions of Nervous System ...	—	—	—	—	2	16	27	47	92
Coronary Disease, Angina ...	—	—	—	1	1	15	40	23	80
Hypertension with Heart Disease	—	—	—	—	—	7	11	9	27
Other Heart Disease ...	—	—	—	1	3	18	27	55	104
Other Circulatory Disease ...	—	—	—	—	—	6	8	19	33
Influenza ...	—	1	—	—	—	3	1	4	9
Pneumonia ...	5	2	—	1	1	6	8	7	30
Bronchitis ...	—	—	—	—	3	16	18	19	56
Other Diseases of Respiratory System ...	4	—	—	—	—	2	2	1	9
Ulcer of Stomach and Duodenum	—	—	—	—	1	6	1	1	9
Gastritis, Enteritis and Diarrhœa	3	—	—	—	—	—	—	—	3
Nephritis and Nephrosis...	—	—	—	1	—	2	3	4	10
Hyperplasia of Prostate ...	—	—	—	—	—	—	—	5	5
Pregnancy, Childbirth, Abortion	—	—	—	1	—	—	—	—	1
Congenital Malformations ...	3	—	1	—	1	1	1	—	7
Other Defined and Ill-defined Diseases ...	19	2	2	—	3	14	8	31	79
Motor Vehicle Accidents ...	—	—	—	—	1	1	—	—	2
All Other Accidents ...	1	2	—	1	2	5	3	5	19
Suicide ...	—	—	—	—	1	1	1	1	4
Homicide and Operations of War	—	—	—	—	—	—	—	—	—
TOTALS ...	37	8	4	9	39	178	210	263	748




APPENDIX 7.

The Deaths as they occurred in the Wards—Year 1950.

Cause of Death.	Hasland	West	Rother	St. Leonard's	Holmebrook	Central	Trinity	St. Helen's	Moor	Newbold	Old Whittington	New Whittington	Transferable Deaths	TOTAL
Tuberculosis, Respiratory ...	—	1	2	1	—	1	3	1	3	3	—	1	3	19
Tuberculosis, Other ...	—	—	—	1	—	—	—	—	—	—	—	—	—	1
Syphilitic Disease ...	—	—	—	—	—	—	—	—	—	—	—	—	—	—
Diphtheria ...	—	—	—	—	—	—	—	—	—	—	—	—	—	—
Whooping Cough ...	—	—	—	—	—	—	—	—	—	—	—	—	2	2
Meningococcal Infections ...	—	—	—	—	—	—	—	—	—	—	—	—	—	—
Acute Poliomyelitis ...	—	—	—	—	—	—	—	—	—	—	—	—	1	1
Measles ...	—	—	—	—	—	—	—	—	—	—	—	—	—	—
Other Infective and Parasitic Diseases ...	—	—	—	—	—	—	—	—	—	—	—	—	3	3
Malignant Neoplasm, stomach ...	2	—	3	1	1	2	1	2	4	4	4	—	—	24
" " lung, bronchus	2	—	2	1	—	—	1	1	—	—	—	1	1	9
" " breast ...	3	1	1	1	—	1	2	—	1	1	—	1	—	12
" " uterus ...	2	—	1	—	1	—	1	—	3	1	2	1	—	12
Other Malignant and Lymphatic Neoplasm ...	7	7	10	8	3	3	6	5	2	9	4	1	8	73
Leukæmia, Aleukæmia ...	—	—	2	—	—	1	—	—	—	—	—	—	2	5
Diabetes ...	—	—	1	1	—	1	—	1	—	1	3	—	—	8
Vascular Lesions of Nervous System ...	12	7	12	3	8	6	3	6	9	8	6	3	9	92
Coronary Disease, Angina ...	2	6	8	9	8	6	9	4	5	10	4	1	8	80
Hypertension with Heart Disease	1	1	4	1	1	—	3	2	4	3	3	2	2	27
Other Heart Disease ...	7	10	14	10	9	14	7	2	8	7	2	8	6	104
Other Circulatory Disease ...	5	2	2	1	3	1	3	1	4	2	4	1	4	33
Influenza ...	2	—	1	—	—	1	2	—	—	—	2	—	1	9
Pneumonia ...	—	3	5	4	2	1	2	—	1	3	4	—	5	30
Bronchitis ...	7	3	9	7	4	2	3	3	5	7	1	1	4	56
Other Diseases of Respiratory System ...	—	—	—	1	1	—	1	2	2	—	1	1	—	9
Ulcer of Stomach and Duodenum	1	—	1	1	—	—	1	—	4	—	—	1	—	9
Gastritis, Enteritis and Diarrhoea	—	—	1	—	—	—	—	—	—	—	—	—	2	3
Nephritis and Nephrosis...	—	2	—	1	—	2	1	—	—	1	1	—	2	10
Hyperplasia of Prostate ...	—	—	1	1	1	—	2	—	—	—	—	—	—	5
Pregnancy, Childbirth, Abortion	—	—	—	—	—	—	1	—	—	—	—	—	—	1
Congenital Malformations	—	2	1	1	—	1	—	—	—	1	—	—	1	7
Other Defined and Ill-defined Diseases ...	2	6	2	1	5	3	12	4	8	8	6	3	10	79
Motor Vehicle Accidents ...	—	—	1	—	—	—	—	—	—	—	—	—	1	2
All Other Accidents ...	1	1	1	2	1	—	1	6	—	—	2	—	4	19
Suicide ...	—	—	—	1	—	—	2	—	—	—	—	—	1	4
Homicide and Operations of War	—	—	—	—	—	—	—	—	—	—	—	—	—	—
TOTALS ...	56	52	94	58	48	46	67	40	63	69	49	26	80	748

Note.—Of the total deaths occurring in the Borough, 201 actually died in Institutions, i.e., Royal Hospital, 74; Public Assistance Hospital, 107; Walton Sanatorium, 3; Maternity Home, 14; Nursing Homes, 3. These deaths have been allocated amongst the various Wards.



APPENDIX 9.

Cancer Deaths.

Year.	No. of Deaths	Males	Females	Death Rate	Deaths from all causes	Percentage of Total Deaths
1950	130	62	68	1.9	748	17.4

APPENDIX 10.

Notifiable Diseases during the Year.

Disease.	Total Cases Notified	Cases admitted to Hospital.
Smallpox	—	—
Scarlet Fever	148	57
Diphtheria	—	—
Para-Typhoid	—	—
Puerperal Pyrexia	11	—
Cerebro-Spinal Meningitis	—	—
Erysipelas	15	1
Acute Poliomyelitis	7	7
Pneumonia	66	6
Dysentery	6	2
Measles	913	19
Whooping Cough	377	9
Ophthalmia Neonatorum	—	—
Pemphigus	1	—
Meningococcal Meningitis	1	1
TOTALS	1,545	102

APPENDIX 11.

Prevalence and Control over Infectious Diseases. Notified Cases, 1950.

Disease.	Cases notified in whole District.													Ward Distribution of Cases.											
	At age Groups—Years.													Hasland	Rother	Central	S. Leonards	Holmebrook	St. Helens	West	Trinity	Newbold	Moor	Old White.	New White.
	Totals	Under 1	1 to 2	2 to 3	3 to 4	4 to 5	5 to 10	10 to 15	15 to 20	20 to 35	35 to 45	45 to 60	60 & over												
Scarlet Fever	148	—	2	7	14	21	72	13	6	8	2	3	—	14	20	6	6	12	11	15	13	9	16	20	6
Diphtheria	—	—	—	—	—	—	—	—	—	—	—	—	—	—	—	—	—	—	—	—	—	—	—	—	—
Puerperal Pyrexia	11	—	—	—	—	—	—	—	1	8	2	—	—	—	2	1	1	1	2	—	2	1	1	—	—
Pneumonia	66	5	—	3	1	2	7	5	1	6	8	12	16	4	14	4	6	9	1	14	4	5	3	1	1
Erysipelas	15	—	—	—	—	—	—	—	—	—	1	5	9	—	2	—	2	4	—	2	1	2	—	1	1
Dysentery	6	—	1	3	1	—	1	—	—	—	—	—	—	—	—	—	1	—	—	—	4	1	—	—	—
Measles	913	29	70	93	144	160	410	6	—	1	—	—	—	36	150	71	49	104	41	134	76	109	50	49	44
Cerebro-Spinal Fever	—	—	—	—	—	—	—	—	—	—	—	—	—	—	—	—	—	—	—	—	—	—	—	—	—
Whooping Cough	377	31	33	48	57	64	133	8	1	—	—	1	1	31	59	20	23	56	16	44	27	41	37	17	6
Ophthalmia Neonatorum	—	—	—	—	—	—	—	—	—	—	—	—	—	—	—	—	—	—	—	—	—	—	—	—	—
Para-Typhoid	—	—	—	—	—	—	—	—	—	—	—	—	—	—	—	—	—	—	—	—	—	—	—	—	—
Acute Poliomyelitis	7	1	1	—	—	—	—	1	—	4	—	—	—	1	1	—	—	—	—	1	1	2	1	—	—
Pemphigus	1	1	—	—	—	—	—	—	—	—	—	—	—	—	—	—	—	—	1	—	—	—	—	—	—
Meningococcal Meningitis	1	1	—	—	—	—	—	—	—	—	—	—	—	—	1	—	—	—	—	—	—	—	—	—	—
TOTALS	1545	68	107	154	217	247	623	33	9	27	13	21	26	86	249	102	88	186	72	210	128	170	108	88	58

APPENDIX 12

Tuberculosis.

AGE PERIODS	NEW CASES				DEATHS			
	Pulmonary		Non-Pulmonary		Pulmonary		Non-Pulmonary	
	M	F	M	F	M	F	M	F
Under 1 year	1
1—5 years	1
5—10 "	2
10—15 "
15—20 " ...	1	3	1	1	...	1
20—25 " ...	3	4	2
25—35 " ...	6	6	2	2
35—45 " ...	6	4	5
45—55 " ...	5	2
55—65 " ...	7	3	1	1	...	1
65 & upwards...	1	1	2	1
Totals ...	29	24	1	2	12	7	...	1

APPENDIX 13.

Ward Distribution of Tuberculosis.

Wards.	Notifications.	Deaths.
Hasland ...	3	—
West ...	1	1
Rother ...	8	2
St. Leonard's ...	3	2
Holme Brook ...	7	—
Central ...	2	1
Trinity ...	5	4
St. Helen's ...	2	2
Moor ...	5	4
Newbold ...	8	3
Old Whittington ...	7	—
New Whittington ...	5	1
TOTALS ...	56	20

APPENDIX 14.

Clinics and Treatment Centres in the Borough.

Name and Situation of Clinic.	Open on
(1) Child Welfare Centres.	Monday, Wednesday, Thursday and Friday afternoons.
(a) Town Hall Clinic	
(b) Edmund Street Clinic	Monday and Wednesday afternoon.
(c) Methodist Schoolroom, Jawbones Hill	Monday afternoon.
(d) Methodist Schoolroom, Hasland Green	Tuesday afternoon.
(e) Methodist Schoolroom, Wellington Street	Tuesday afternoon.
(f) Gospel Mission, Old Road	Thursday afternoon.
(2) Ante-Natal Clinics.	
(a) Maternity Home Clinic, Holywell Street	Thursday morning and after- noon ; Friday afternoon.
(b) Edmund Street Clinic	Tuesday afternoon. First, Third and Fourth Tues- day mornings in month.
(3) Post-Natal Clinics.	
(a) Maternity Home Clinic, Holywell Street	First Thursday morning in month.
(b) Edmund Street Clinic	First Tuesday morning in month.

Appendix 14—Clinics and Treatment Centres in the Borough—
continued.

Situation of Clinic.	Open on
(4) School Clinic, Town Hall.	
(a) Minor Ailment Treatment	Daily, mornings.
(b) Medical Inspection and Consultation	Wednesday and Friday mornings.
(c) Ophthalmic	Monday and Friday mornings.
(d) Orthopædic	Surgeon: Fourth Tuesday in month, morning and afternoon. Nurses: Tuesday and Friday (morning and afternoon).
(e) Dental	Daily by appointment.
(5) School Clinic, Edmund St.	
(a) Minor Ailment Treatment	Daily afternoons.
(b) Medical Inspection	Monday and Wednesday afternoons.
(c) Dental	Daily by appointment.
(6) Tuberculosis.	
Brimington Road Clinic	Monday, Tuesday, Thursday and Friday, from 9-30 a.m. to 12-0, and 2-0 p.m. to 4-0 p.m., except 2nd Thursday in month.
(7) Venereal Disease.	
Chesterfield Royal Hospital	Males: Tuesdays, 5-0 to 7-0 p.m.; Fridays, 2-30 to 4-30 p.m. Females: Tuesdays, 2-30 to 4-30 p.m.; Fridays, 5-0 to 7-0 p.m. Daily Treatment Clinic at 10-0 a.m. and 5-0 p.m.

APPENDIX 15.

Table showing Types and Numbers of the various Sanitary Conveniences to Dwelling Houses in the Borough according to Wards.

Ward.	Houses Using				
	Water Closets	Waste Water Closets	Privies	Pails	Portable Dustbins
Hasland ...	1,481	2	1	—	1,483
Rother ...	2,893	25	2	—	2,918
West ...	1,918	47	3	1	1,965
Central ...	902	55	—	—	957
St. Leonard's ...	1,312	3	12	4	1,313
Holme Brook ...	1,385	87	—	—	1,472
Newbold ...	2,639	—	20	2	2,639
St. Helen's ...	912	2	11	6	904
Trinity ...	1,686	2	—	—	1,688
Moor ...	1,338	6	4	—	1,344
Old Whittington ...	1,377	—	4	—	1,377
New Whittington ...	1,045	—	1	3	1,045
	18,888	229	58	16	19,105

APPENDIX 16.

SANITARY INSPECTION OF THE AREA.

Table showing the work carried out by the Sanitary Inspectors during 1950.

Complaints investigated	899
Nuisances found	1,101
Nuisances abated	951
Houses disinfected	222
Visits to Infected Houses	148
Visits to Dairies, Cowsheds and Milkshops	267
Visits re Shops Act	6
Visits to Premises where Foodstuffs are prepared and sold	253
Visits to Offensive Trades	10
Visits to Slaughterhouses	1,143
Visits to Markets	38
Visits to Manure Receptacles	—
Visits to Common Lodging Houses	63
Visits to Houses-let-in-Lodgings	—
Visits to Factories	57
Visits to Drains to New Buildings	262
Visits re Drains tested by Smoke or Water	985
Number of Re-inspections	2,281
Number of Miscellaneous Visits	1,397
Number of Houses inspected	84
Number of Informal Notices	880
Number of Statutory Notices	110
Visits to Bakehouses	63
Observations re Smoke	19
Visits to Ice Cream Shops	41

APPENDIX 17.

Total Record of Works carried out as a result of action taken
by the Sanitary Inspectors.

Obstructed Drains Cleansed	164
Drains reconstructed	2
Drains tested by smoke and water	12
Inspection chambers built or repaired	30
Gulley Traps fixed	8
Defects in drains repaired	24
Sink Wastes repaired	27
New sink fixed or defects remedied	26
Rain water pipes repaired	59
Rain Water pipes disconnected	4
W.C. and vent pipes repaired	11
Eaves spoutings repaired	148
Privies converted into W.C.'s	—
Water Closets repaired	115
Water Closets provided	—
New dustbins provided	219
Dirty Closets cleansed	6
Dirty premises cleansed	10
Houses made reasonably fit	35
Water in cellars	13
Urinals repaired or provided	1
Windows repaired	104
Damp proof courses inserted in walls	1
Roofs repaired	216
Floors repaired	62
Doors repaired	56
Plastering repaired	188
Damp walls repaired	105
Defective fireplaces, etc., repaired...	181
Houses provided with internal water supply	—
Yards repaved	21
Yard or footpath surfaces repaired	19
Accumulations of Refuse removed	19
Nuisances from fowls and other animals abated...	8
Miscellaneous defects remedied	60
Factory Contraventions	5
Defective Water Supply	9
Ventilation provided or improved	3
Ashpits replaced with Bins...	—
Proper Food Store provided	—
Smoke	5

APPENDIX 18.

Table of Nuisances discovered and dealt with.

	No. of Inspections made by Sanitary Inspectors	No. of Notices served		No. of Nuisances abated with or without Notice.
		Informal	Legal	
DRAINAGE :—				
No disconnection of waste pipe	—	—	—	—
Defective waste pipe, traps, inlets and drains	166	56	3	84
Drains obstructed	459	156	—	163
CLOSETS AND ASHPITS :—				
Defective privies, pail closets and ashpits	—	—	—	—
Conversion of privies into W.C.'s	—	—	—	—
Conversion of waste water closets into W.C.'s	—	—	—	—
Conversion of privies into pail closets	—	—	—	—
Defective water closets	165	63	9	94
Provision of additional water closets	—	—	—	—
Provision of portable ashbins...	624	171	36	220
Dirty closets	10	3	—	6
OTHER DEFECTS:—				
Paving of courts and yards ...	113	39	6	40
Roofs, eaves-spouts and down- spouts	556	158	28	322
Sinks	53	17	—	29
Insufficient ventilation	—	—	—	2
Windows	95	30	2	68
Dampness	117	33	5	71
Water in cellars	21	6	—	13
Water supply	19	7	—	10
Overcrowding	—	—	—	—
Foul condition of houses	34	10	1	5
Offensive accumulations	45	16	—	19
Animals improperly kept	17	5	—	7
Pigsties	11	3	—	3
Smoke nuisances	7	5	—	6
Urinals	2	1	—	1
Nuisances not specified above.	397	112	21	362
TOTALS	2,911	891	110	1,520

APPENDIX 18 (continued).

	No. on Register	Inspections made	Notices served	Nuisances abated with or without Notice.
Dairies, Cowsheds and Milkshops	173	267	—	—
Bakehouses	36	68	2	2
Slaughterhouses	3	1,143	—	—
Offensive Trades	10	10	3	3
Common Lodging Houses ...	1	63	—	—
TOTALS	223	1,551	5	5

APPENDIX 19

Premises and Occupations which can be controlled by
Byelaws and Regulations.

The following table shows the character and number of
premises in the Borough :—

Common Lodging Houses	1
Houses let in Lodgings	2
Slaughterhouses	3
*Tripe Boilers	3
*Gut Scrapers	1
*Tan Yards	1
*Tallow Melters	1
*Dealers in Rags and Bones	4
Bakehouses	36
Fried Fish Shops	53
Premises where Milk is produced or sold ...	98
Factories of various kinds	326

*Offensive Trades.

APPENDIX 20.

Meat Inspection 1950. Table 1.
Carcases Inspected and Condemned.

	Cattle excluding Cows	Cows	Calves	Sheep and Lambs	Pigs
Number killed	8,081	5,121	*7,567	34,470	*1,661
Number inspected	8,082	5,121	*7,573	34,098	*1,672
ALL DISEASES EXCEPT TUBERCULOSIS.					
Whole carcases condemned	6	68	62	106	15
Carcases of which some part or organ was condemned	1,772	558	51	960	113
Percentage of the number inspected affected with disease other than Tuberculosis	22.0	12.2	1.5	3.1	7.6
TUBERCULOSIS ONLY.					
Whole carcases condemned	34	124	14	1	10
Carcases of which some part or organ was condemned	2,204	2,754	51	—	167
Percentage of the number inspected affected with Tuberculosis	27.7	56.2	.86	—	10.6

* Includes 1 calf and 90 pigs killed on private premises for home consumption.

SUMMARY OF MEAT INSPECTION, 1950.

Table 2.

Carcases Inspected	Beasts	Calves	Sheep	Pigs
At the Abattoir ...	13,203	7,572	34,098	1,582
At Farms, etc. ...	—	1	—	90
TOTAL... ..	13,203	7,573	34,098	1,672

Total Number of Animals killed 56,900

Number Inspected 56,546

Food Surrendered during Inspection.

At the Abattoir and Farms :—

	Tons	Cwts.	Qrs.	Lbs.	Tons	Cwts.	Qrs.	Lbs.
Beef	70	14	0	12				
Veal	1	9	1	25				
Mutton	1	8	2	26				
Pork	2	14	3	27				
Offals	115	13	0	25				
					192	0	2	3

Surrendered by Traders :—

Canned Foods...	6	12	3	8½				
Meat and Bacon	3	12	1	18½				
Fish		8	0	6½				
Cheese		9	0	13½				
Coffee		1	0	22				
Liquid Eggs ...		2	1	0				
Confectionery ...		1	1	16				
Various Foods...		4	0	13				
					11	11	1	14½
					203	11	3	17½

The following table shows the results of Food Inspection annually for the last five years :—

Year	Visits to Slaughter-houses	Diseased Meat and Offals found unfit for human food.				Total Weight of all food found unfit for human food.			
		Tns.	Cwts.	Qrs.	Lbs.	Tns.	Cwts.	Qrs.	Lbs.
1946 ...	1,096	140	16	—	15	152	8	1	16
1947 ...	1,022	143	10	0	20	168	4	0	8
1948 ...	997	106	5	1	9	120	5	0	10
1949 ...	1,138	122	9	0	21	133	18	0	4
1950 ...	1,143	192	0	2	3	203	11	3	17½

APPENDIX 21.

Food and Drugs Act, 1938.

Nature of Food	No. of Samples obtained	Formal	Informal	No. Genuine	No. not Genuine or below standard
Milk	205	204	1	181	24
Butter	7	—	7	7	—
Margarine	10	—	10	9	1
Cooking Fat	5	—	5	5	—
Coffee Essence	2	—	2	2	—
Baking Powder	6	—	6	6	—
Sausages	3	3	—	3	—
Ice Cream	23	—	23	22	1
Malt Vinegar	1	1	—	1	—
Beef Suet	2	—	2	2	—
Gelatine	3	1	2	1	2
Table Jellies	1	—	1	—	1
Glacé Cherries	1	—	1	1	—
Tomato Sauce	1	—	1	1	—
Ground Ginger	1	—	1	1	—
Black Pepper	1	—	1	1	—
Cocoa	1	—	1	1	—
Marmalade	2	—	2	2	—
Cream of Tartar	1	—	1	1	—
Coffee and Chicory	1	—	1	1	—
Self-Raising Flour	1	—	1	1	—
Custard Powder	1	—	1	1	—
Mustard	1	—	1	1	—
Lemon Curd	1	—	1	1	—
Fish Paste	1	—	1	1	—
	282	209	73	253	29

SUMMARY FOR THE LAST FIVE YEARS.

Year	Number of Samples obtained	Number Genuine	Number below standard	Percentage	Prosecutions	Amount of Fines and costs imposed
1946	257	238	19	7.3	—	—
1947	247	232	15	6.07	—	—
1948	266	238	28	12.39	4	£383/2/0
1949	267	248	19	7.11	2	£11/2/0
1950	283	256	27	9.54	2	£15/0/0

APPENDIX 22.

1.—Factories.

The following table shows the number of factories on the register at the end of the year :—

	Where Mechanical Power is used	Where Mechanical Power is not used
Building and Woodworking	41	13
Foundries	8	—
Brewing and Aerated Waters	3	2
Potteries	6	—
Engineers	48	—
Printing	12	—
Baking, Confectionery and Other Foods...	48	8
Dressmaking, Tailoring and Millinery ...	12	7
Surgical Dressings and Box Making, etc...	9	—
Laundries	6	—
Transport	2	—
Boot and Shoe Repairing	10	2
Various	60	29
	265	61

2.—Inspection of Factories.

Premises.	Number of		
	Inspections	Written Notices	Occupiers Prosecuted
Factories with mechanical power	38	4	—
Factories without mechanical power	19	1	—
Other premises under the Act..	—	—	—
	57	5	—

3.—Defects found in Factories.

Particulars.	Number of Defects			No. of Defects in respect of which Prosecutions were instituted
	Found	Remedied	Referred to H.M. Inspector	
Want of cleanliness ...	1	1
Overcrowding
Unreasonable temperature
Inadequate ventilation ...	2	2
Ineffective drainage of floors
SANITARY CONVENIENCES :				
Insufficient ...	4	4
Unsuitable or defective ...	4	5
Not separate for sexes ...	1	1
Other offences ...	3	3
	15	16

APPENDIX 23.

HOUSING.

The following is a tabulated statement of work done in regard to Housing in 1950 :—

1.—Inspection of Dwellinghouses during the year.

(1) (a) Total number of dwellinghouses inspected for housing defects (under Public Health or Housing Acts) ...	77
(b) Number of Inspections made for the purpose	77
(2) (a) Number of dwellinghouses (included under sub-head (1) above), which were inspected and recorded under the Housing Consolidated Regulations, 1925 and 1932 ...	22
(b) Number of Inspections made for the purpose	32
(3) Number of dwellinghouses found to be in a state so dangerous or injurious to health as to be unfit for human habitation ...	20

(4) Number of dwellinghouses (exclusive of those referred to under the preceding sub-head) found not to be in all respects reasonably fit for human habitation	57
---	----

2.—Remedy of defects during the year without service of formal notices.

Number of defective dwellinghouses rendered fit in consequence of informal action by the Local Authority or its officers	49
---	----

3.—Action under Statutory Powers during the year

(a) Proceedings under Sections 9, 10 and 16 of the Housing Act, 1936 :	
(1) Number of dwellinghouses in respect of which notices were served requiring repairs	2
(2) Number of dwellinghouses which were rendered fit after service of formal notices :—	
(a) By Owners	—
(b) By Local Authority in default of Owners ...	—
(b) Proceedings under Public Health Acts :	
(1) Number of dwellinghouses in respect of which notices were served requiring defects to be remedied	33
(2) Number of dwellinghouses in which defects were remedied after service of formal notices :—	
(a) By Owners	22
(b) By Local Authority in default of Owners...	—
(c) Proceedings under Sections 11 and 13 of the Housing Act, 1936 :	
(1) Number of dwellinghouses in respect of which Demolition Orders were made	—
(2) Number of dwellinghouses demolished in pursuance of Demolition Orders	2
(d) Proceedings under Section 12 of the Housing Act, 1936 :	
(1) Number of separate tenements or underground rooms in respect of which Closing Orders were made	—
(2) Number of separate tenements or underground rooms in respect of which Closing Orders were determined, the tenement or room having been rendered fit	—

APPENDIX 24.

SUMMARY OF SLUM CLEARANCE PROGRAMME UP TO 31st DECEMBER, 1950.

Form of Action Taken	No. of Houses Officially Represented	Undertakings Accepted		No. of Persons to be displaced	No. of Houses demolished	No. of Persons rehoused by Local Authority	No. of Families who found their own accommodation	No. of Houses provided by Local Authority	No. of Houses upon which action is not completed	No. of Families not yet re-housed
		To Recondition	To convert to other use							
72 Clearance Areas* ...	514	5	7	2,066	301	1,398	31	326	211	156
Individual Houses ...	359	35	30	1,339	282	1,178	50	279	19	9
	873	40	37	3,405	583	2,576	81	605	230	165

*Includes 23 Areas, comprising 134 houses, upon which action was not confirmed owing to the outbreak of war in 1939.

INDEX.

	Page
Abattoir	12 45, 46
Ambulance Facilities	5
Appendices	27-51
Births	4, 28, 29
Cancer	5, 28, 35
Clinics and Treatment Centres	5, 38, 39
Common Lodging Houses	9
Deaths	4, 28-34
Factories and Workshops	48, 49
Food and Drugs	13, 47
Food Surrendered	46
General Information	28
Health Committee	2
Health Services in Area	5, 20-26
Housing	18, 49
Infant Mortality	5, 28, 34
Infectious Diseases	6, 35, 36
Inspection and Supervision of Food	10, 45-47
Introduction	3
Maternal Mortality	5, 28
Meat	12, 45, 46
Milk	10, 11
NATIONAL HEALTH SERVICE ACT, 1946.	
PART III SERVICES :—	20-26
Section 22. Care of Mothers and Young Children	20
„ 23. Midwifery Services	22
„ 24. Health Visiting	23
„ 25. Home Nursing	24
„ 26. Vaccination and Immunisation	24
„ 28. Prevention of Illness, Care and After-Care	25
„ 29. Domestic Help	26
Notifiable Diseases	6, 35-37
Nuisances Discovered	41-43
Premises Controlled by Bye-Laws	44
Rats and Mice	9
Sanitary Conveniences in Dwellinghouses	40
Sanitary Inspection	9, 41-43
Sewage Disposal	9
Staff	27
Tuberculosis	8, 37
Vital Statistics	4, 28
Water Supply	8