

**[Report 1940] / Medical Officer of Health, Chesterfield Borough.**

**Contributors**

Chesterfield (England). Borough Council.

**Publication/Creation**

1940

**Persistent URL**

<https://wellcomecollection.org/works/yrcpsd7g>

**License and attribution**

You have permission to make copies of this work under a Creative Commons, Attribution license.


This licence permits unrestricted use, distribution, and reproduction in any medium, provided the original author and source are credited. See the Legal Code for further information.

Image source should be attributed as specified in the full catalogue record. If no source is given the image should be attributed to Wellcome Collection.



Wellcome Collection  
183 Euston Road  
London NW1 2BE UK  
T +44 (0)20 7611 8722  
E [library@wellcomecollection.org](mailto:library@wellcomecollection.org)  
<https://wellcomecollection.org>


Borough of Chesterfield.



ANNUAL REPORT  
OF THE  
Medical Officer of Health  
FOR THE YEAR  
1940

---

JAMES A. STIRLING, D.S.C., M.B., CH.B., D.P.H.,  
MEDICAL OFFICER OF HEALTH.



Borough of Chesterfield.



ANNUAL REPORT  
OF THE  
Medical Officer of Health  
FOR THE YEAR  
1940

---

JAMES A. STIRLING, D.S.C., M.B., CH.B., D.P.H.,  
MEDICAL OFFICER OF HEALTH.



## BOROUGH OF CHESTERFIELD.

## HEALTH COMMITTEE, 1940-41.

THE MAYOR (ALDERMAN W. WICKS, J.P.)

*Chairman—*

COUNCILLOR FLORENCE ROBINSON, J.P.

*Vice-Chairman—*

COUNCILLOR MILWARD, M.A., M.Ch., Cantab., F.R.C.S.

*Members—*

Councillor Benton	Councillor Hogg
" Davie, M.A., M.D.	" Mellor
" Day	" Oakley
" Evans, M.D.	" Smith
" Heath	" Taylor
" Hodkin	" Thompson

MATERNITY AND CHILD WELFARE  
SUB-COMMITTEE.*Chairman—*

COUNCILLOR FLORENCE ROBINSON, J.P.

*Vice-Chairman—*

COUNCILLOR MILWARD, M.A., M.Ch., Cantab., F.R.C.S.

*Members—**Co-opted Members—*

Councillor Davie, M.A., M.D.	Mrs. Hawksley Edmunds.
" Heath	Mrs. H. P. Short.
" Hogg	Mrs. T. D. Sims.
	Mrs. A. Tucker.
	Mrs. M. Calway.

Public Health Department,  
Town Hall,  
Chesterfield.

October, 1941.

*To the Chairman and Members of the Health Committee of the  
Borough of Chesterfield.*

Madam Chairman, Ladies and Gentlemen,

I have the honour to submit my twelfth Annual Report on the Health and Sanitary Conditions of the Borough for the year 1940, which in accordance with the wishes of the Ministry of Health, takes the form of an interim report.

I am afraid that under existing conditions I have not been able to give a detailed review of the work of the Health Department, but I have endeavoured in the Report, to insert all the necessary relevant statistics.

Generally speaking, and allowing for war time conditions, the general health of the Borough has been satisfactory during the year. The death rate has risen slightly, but this can be mainly accounted for by an increase in deaths from respiratory diseases probably due to the severity of the winter.

I have again to thank you sincerely, Madam Chairman and Members of the Health Committee, for your continued interest and support, and also my colleagues in other departments.

In conclusion, I wish to express my grateful thanks to Mr. Carter, Chief Sanitary Inspector, and Mr. Brown, Chief Clerk, for their valued help in the compilation and writing of this report, and also to express my sincere thanks to all the members of the Staff of the Health Department for the loyal support they have given me during the year.

I am, Ladies and Gentlemen,

Your obedient servant,

J. A. STIRLING,

*Medical Officer of Health.*

Report of the Medical Officer of Health  
for the Year 1940.

---

INFECTIOUS DISEASES.

The incidence of Infectious Disease in the Borough again remained low, except for an epidemic of Measles comprising 2,236 notified cases. This was fortunately of a mild character and there were no deaths. Apart from Measles there were 289 notifications as against 425 in 1939.

It is gratifying to note that at the end of 1940 nearly 50% of all children in the Borough between the ages of 5 and 15 years had been immunised against Diphtheria, and I am certain that this fact is responsible for the low incidence of Diphtheria which occurred in the Borough during the year.

MATERNITY AND CHILD WELFARE.

The work of the Maternity and Child Welfare Centres, the Ante-Natal Clinics, the Maternity Home and the Domiciliary Midwifery Service have all been able to carry on as usual, and have all done extremely good work, as will be seen by a perusal of the appendices at the back of this report.

There is still much difficulty in obtaining sufficient Staff at the Maternity Home. The changes instituted by the Central Midwives' Board following the 1936 Act, whereby the training period of midwives has been increased, has at the present time, together with other factors, led to a definite shortage of midwives, and whether this will rectify itself, time alone will show. I would like to pay tribute to the existing Staff at the Maternity Home, who, though overworked at times, have never complained and have always given of their best.

SANITARY INSPECTION OF THE AREA.

This important Service, dislocated by the outbreak of war, has now been able to resume more normal conditions, and the Sanitary Inspector put on to whole-time A.R.P. work has now been released for normal duties. The taking over of the Corporation Abattoir by the Ministry of Food has resulted in a great increase in the work of Meat Inspection. The great amount of work done by the Chief Sanitary Inspector and his Staff will be realised by a perusal of the appropriate appendices given at the back of this report.



## THE FACTORIES ACT, 1937.

There are 48 factories to which Section 34 refers and all these factories have now received a detailed inspection for the issue of the appropriate certificate. There are on the register 193 factories where mechanical power is used and 84 factories where mechanical power is not used.

## INSPECTION AND SUPERVISION OF FOOD.

## MILK SUPPLY—MILK REGISTER.

Number of Registered Milk Producers in the Borough ...	59
Number of Cowsheds in the Borough ... ..	89
Approximate number of Cows housed in Borough ...	585
Number of Registered Producers residing outside the Borough ... ..	69
Number of Retailers (not producers) residing in the Borough ... ..	99
Number of Retailers (not producers) residing outside the Borough ... ..	11
Number of Inspections of Dairies, Cowsheds and Milk-shops ... ..	266

*Milk and Dairies Order, 1926, and Improvements to Cowshed and Dairy Premises.*—The number of farms in the Borough where milk is produced is 59, and the total number of cowsheds is 89. During the year works of improvement were carried out as follows Existing buildings were re-constructed to form cowsheds on three farms and one new dairy was provided.

*Milk (Special Designations) Order, 1936.*—There are 13 producers of accredited milk resident in the Borough who are licensed by the County Council as the Licensing Authority. Supplementary licences are issued to outside producers in respect of Tuberculin Tested, Pasteurised and Accredited milks.

*Meat and Other Foods.*—As from the 17th January, 1940, the Ministry of Food took over the Corporation Abattoir as a central slaughtering establishment for Chesterfield and the surrounding area. These were then the only premises where slaughtering was carried out, the three private slaughterhouses being closed temporarily.

The total number of animals slaughtered was 72,705, and the number inspected 71,349, or 98.1 per cent.

Reference to Appendix 29, Tables 1 and 2, will show the particulars of meat inspection which entails the whole time services of two Meat Inspectors.

*Food and Drugs Act, 1938.*—During the year 248 samples of food were submitted to the Public Analyst, of which 164 were of milk. Of the total number purchased 160 were obtained formally and 88 informally. Sixteen samples of milk were found to be not genuine or below the standard of the Sale of Milk Regulations.

Legal proceedings were taken against one producer of milk in respect of certain samples containing added water. A fine of £6 with £8 18s. 6d. costs was imposed.

The percentage of milks below standard was 9.7 and including all other foods analysed the percentage found not complying with regulations was 8.8.

The average composition of all milks was Milk Fat 3.62 per cent, Solids-not-fat 8.75 per cent.

#### HOUSING.

During the year 73 houses were erected, these being wholly by Private Enterprise.

Owing to the War, the Slum Clearance Programme was at a standstill, the only action in this respect being that owing to changes of tenancy the Corporation provided 12 houses for the re-housing of 37 persons in certain Clearance Areas, one family of 4 persons found their own alternative accommodation. Six houses were demolished.

Appendix 33 shows the position of the Programme at the year end.

Owing to the difficulty in obtaining material and the shortage of labour in the building trades, very little repair work has been possible.

#### STAFF.

There have been no changes under this heading during the period under review.

#### AIR RAID PRECAUTIONS.

As Officer in Charge of the Casualty Service, I would like to pay a warm tribute to the members of the Staff of the Health

Department and to the whole of the effective personnel of the A.R.P. Casualty Service, because it is solely due to their whole-hearted efforts and devotion to duty that the Casualty Service has welded itself into an organised and highly efficient Service.

#### CASUALTY BUREAU.

The Casualty Bureau established in the Health Department, still continues to function in an efficient manner.

#### ARMY BILLETING.

Close co-operation continues to exist between the Military Authorities, the Police, the Billeting Officer and the Health Department.

## APPENDIX 1.

## PUBLIC HEALTH STAFF.

*Medical Officer of Health and School Medical Officer—*

\*J. A. STIRLING, D.S.C., M.B., ChB., D.P.H.

*Deputy Medical Officer of Health and Deputy School Medical Officer—*

\*J. R. BYARS, M.B., Ch.B., D.P.H.

*Assistant Medical Officer of Health and Assistant School Medical Officer—*

\*BELL C. MACKAY, M.B., Ch.B., D.P.H.

*Obstetric Surgeon to Maternity Home (part-time)—*

A. M. DUTHIE, D.S.O., M.C., M.D., F.R.C.S.

*Dental Officer—*

\*A. ROYDEN LITTLAR, L.D.S.

*Consultant Surgeons under Puerperal Pyrexia Regulations (part-time)—*

\*M. H. PHILLIPS, M.B., B.S., F.R.C.S.

\*J. CHISHOLM, M.B., Ch.B., F.R.C.S.

\*J. E. STACEY, M.D., F.R.C.S.

*Veterinary Surgeon to the Corporation (part-time)—*

W. KING CLARK, M.R.C.V.S.

*Public Analyst (part-time)—*J. EVANS, F.I.C.

*Chief Sanitary Inspector—*

\*A. S. CARTER, C.S.I., Certified Meat Inspector.

*Sanitary Inspectors—*

\*W. TEASDALE, C.S.I., Certified Meat Inspector.

\*C. A. WOOD, C.S.I., Certified Meat Inspector.

\*W. ROBERTS, C.S.I., Certified Meat Inspector.

\*G. DRABBLE, C.S.I., Certified Meat Inspector.

\* Contributions to salaries under Public Health Acts or by Exchequer Grants.

*Senior Health Visitor—*

\*MRS. P. A. ELLOR, S.R.N., S.C.M.

*Health Visitors and School Nurses—*

- \*MISS E. E. PASSEY, S.R.N., S.C.M., Cert. San. Insp.  
Health Visitor's Certificate.
- \*MISS F. SMITH, S.R.N., S.C.M.
- \*MISS O. M. PARKER, S.R.N., S.C.M.
- \*MISS R. HANCOCK, S.R.N., S.C.M., Health Visitor's Certificate.
- \*MISS A. PARKINSON, S.R.N., S.C.M., Health Visitor's Certificate.
- \*MISS F. JONES, S.R.N., S.C.M., Health Visitor's Certificate,  
(commenced 2/2/40).

*Matron, Maternity Home—*

\*MISS A. HOPWOOD, R.R.C., S.R.N., S.C.M.

*Matron, Penmore Isolation Hospital—*

\*MISS E. WILLIAMS, S.R.N., F.R.N.

*Supervisor of Midwives—*

MRS. S. M. STREET, S.R.N., S.C.M., Health Visitor's Certificate.

*Municipal Midwives—*

- \*MISS A. EYRE, S.C.M.
- \*MISS A. PAYNE, S.C.M.
- \*MRS. E. PHILPOTT, S.C.M.
- \*MRS. E. A. SAVAGE, S.C.M.
- \*MRS. I. M. SLINN, S.C.M.
- \*MRS. A. HADATH, S.R.N., S.C.M.
- \*MISS R. HOWARD, S.R.N., S.C.M.

*Chief Clerk—*G. S. BROWN.*Clerical Staff—*

J. H. Sharpe (in H.M. Forces).  
T. P. Navin (in H.M. Forces).  
Miss C. M. Pegg. Miss J. Mashman.  
Miss K. Mapley. Miss A. Pike.  
Miss C. M. Barker. Miss M. Rodbourn.  
Miss E. J. Kearsey. F. Cannon, Temporary Clerk.  
Miss F. Robertshaw (Temporary Clerk).

\* Contributions to salaries under Public Health Acts  
or by Exchequer Grants.

## APPENDIX 2.

## GENERAL INFORMATION.

Area (Acres) ... ..	8,472
Population 1940 (estimated) ... ..	64,210
Number of Inhabited Houses ... ..	16,971
Rateable Value ... ..	£393,760
Sum represented by penny rate (gross) ... ..	£1,563

## APPENDIX 3.

## EXTRACTS FROM VITAL STATISTICS OF THE YEAR.

	M.	F.	Total.
<i>Live Births</i> —Legitimate	517	525	1080
Illegitimate	22	16	

Birth Rate per 1,000 of Population—16.82.

	M.	F.	Total.
<i>Still Births</i> —Legitimate	21	21	44
Illegitimate	1	1	

Rate per 1,000 total births—39.1.

	M.	F.	Total.
<i>Deaths</i> ... ..	430	364	794
Death Rate (Crude) ... ..		12.36	
Death Rate (Adjusted) ... ..		13.71	

*Deaths from Puerperal Causes.*

From Sepsis ... ..	2
From other Causes ... ..	2

Rate per 1,000 total Births—3.5.

*Death Rate of Infants under one year of age:—*

All infants per 1,000 live births ... ..	57
Legitimate infants per 1,000 Legitimate live births	57
Illegitimate infants per 1,000 Illegitimate live births	53
<i>Deaths from Cancer (all ages) ... ..</i>	93
<i>Deaths from Measles (all ages) ... ..</i>	—
<i>Deaths from Whooping Cough (all ages) ... ..</i>	—
<i>Deaths from Diarrhoea (under 2 years) ... ..</i>	4

APPENDIX 4.  
BIRTH RATES.

Year.	Chesterfield.		County Boroughs and Great Towns Birth Rate.	England and Wales Birth Rate.
	No of Births.	Birth Rate.		
1936	1052	16.3	14.9	14.8
1937	994	15.4	14.9	14.9
1938	1079	16.7	15.0	15.1
1939	1015	15.5	14.8	15.0
1940	1080	16.82	16.0	14.6

APPENDIX 5.  
DEATH RATES.


Year.	Chesterfield		County Boroughs and Great Towns Death Rate.	England and Wales Death Rate.
	No. of Deaths.	Death Rate.		
1936	739	11.4	12.3	12.1
1937	788	12.2	12.5	12.4
1938	708	10.9	11.7	11.6
1939	722	11.0	12.0	12.1
1940	794	12.3	15.8	14.3

## APPENDIX 6

Table shewing Causes of, and Ages at Death.

Cause of Death.	Under 1 year.	1 and under 2.	2 and under 3	3 and under 4.	4 and under 5.	5 and under 10.	10 and under 15.	15 and under 20.	20 and under 25.	25 and under 35.	35 and under 45.	45 and under 55.	55 and under 65.	65 and upwards	TOTAL
Typhoid & Paratyphoid Fevers	...	...	...	...	...	...	...	...	...	...	...	...	...	...	3
Cerebro-Spinal Fever	...	...	...	...	...	1	...	...	...	...	1	1	...	...	1
Scarlet Fever	...	...	...	...	...	...	...	...	...	...	...	...	...	...	...
Whooping Cough	...	...	...	...	...	1	...	...	...	...	...	...	...	...	3
Diphtheria	...	...	...	...	2	1	...	...	...	...	...	...	...	...	...
Tuberculosis of Respiratory System	...	...	...	...	...	...	...	4	3	5	6	8	1	2	29
Other forms of Tuberculosis	...	2	...	1	1	...	...	...	...	1	...	...	1	1	7
Syphilitic Disease	...	...	...	...	...	...	...	...	...	...	1	...	1	1	2
Influenza	...	...	...	...	...	...	...	...	...	...	1	2	5	4	12
Measles	...	...	...	...	...	...	...	...	...	...	...	...	...	...	...
Acute Poliomyelitis and Polioencephalitis	...	...	...	...	...	...	...	...	...	...	...	1	1	...	2
Acute Infectious Encephalitis	...	...	...	...	...	...	...	...	...	...	1	1	...	...	2
Cancer of Buccal Cavity and Oesophagus (M)	...	...	...	...	...	...	...	...	...	...	1	1	1	3)	...
Uterus (F)	...	...	...	...	...	...	...	...	...	...	1	4	3	5)	19
Cancer of Stomach and Duodenum	...	...	...	...	...	...	...	...	...	...	1	...	8	5	14
Cancer of Breast	...	...	...	...	...	...	...	...	...	...	...	3	3	1	7
Cancer of all other Sites	...	...	...	...	...	...	...	...	...	1	5	4	14	27	53
Diabetes	...	...	...	...	...	...	...	1	...	...	2	2	2	6	11
Intra-cranial Vascular Lesions	...	...	...	...	...	1	...	1	...	...	3	4	11	39	59
Heart Disease	...	...	...	...	...	...	...	1	1	1	3	16	53	106	181
Other diseases of Circulatory System	...	...	...	...	...	...	...	...	1	...	1	1	5	13	21
Bronchitis	2	1	...	...	...	...	...	...	...	...	...	9	14	36	62
Pneumonia	13	13	...	1	...	...	...	...	1	1	3	3	5	10	50
Other Respiratory Diseases	...	...	...	...	...	...	...	...	...	...	1	5	3	5	14
Ulceration of the Stomach or Duodenum	...	...	...	...	...	...	...	1	...	...	2	4	3	1	11
Diarrhoea (under 2 years)	4	...	...	...	...	...	...	...	...	...	...	...	...	...	4
Appendicitis	...	...	...	...	...	...	1	2	...	1	1	1	...	1	7
Other Digestive Diseases	1	...	...	...	...	...	...	1	1	2	...	2	4	6	17
Nephritis	...	...	...	...	...	...	1	1	...	...	4	1	...	4	11
Puerperal and Post-abortive Sepsis	...	...	...	...	...	...	...	...	...	...	2	...	...	...	2
Other Maternal Causes	...	...	...	...	...	...	...	...	...	...	2	...	...	...	2
Premature Birth	23	...	...	...	...	...	...	...	...	...	...	...	...	...	23
Congenital Malformations, Birth injury, Infantile disease	16	1	...	...	...	...	...	...	...	...	...	1	...	...	18
Suicide	...	...	...	...	...	...	...	...	1	1	1	...	...	2	5
Road Traffic Accidents	...	...	1	...	...	...	1	1	...	1	...	1	2	4	11
Other Violent Causes	1	...	1	...	...	...	1	2	...	2	2	1	4	12	26
All Other Causes	2	1	1	1	...	2	...	5	...	5	4	7	9	70	107
TOTALS	62	18	3	3	3	5	4	20	8	21	48	82	153	364	794






## APPENDIX 7.

The Deaths as they occurred in the Wards.

Cause of Death.	Hasland	West.	Rother.	St. Leonards.	Holmebrook.	Central.	Trinity.	St. Helens.	Moor.	Newbold.	Old Whittington.	New Whittington.	Transferable Deaths.	TOTAL.
Typhoid & Paratyphoid Fevers	...	...	...	...	...	...	...	...	...	...	...	...	...	...
Cerebro-spinal Fever	...	...	...	...	...	1	...	...	...	...	...	...	2	3
Scarlet Fever	...	...	1	...	...	...	...	...	...	...	...	...	...	1
Whooping Cough	...	...	...	...	...	...	...	...	...	...	...	...	...	...
Diphtheria	...	...	...	...	1	1	...	...	...	1	...	...	...	3
Tuberculosis of Respiratory System	1	2	4	3	4	1	3	4	2	1	4	...	...	29
Other Forms of Tuberculosis	1	1	1	1	1	...	1	1	...	...	...	...	...	7
Syphilitic Disease	...	...	1	...	...	...	...	...	...	...	...	...	1	2
Influenza	1	...	1	2	2	2	2	1	...	...	1	...	...	12
Measles	...	...	...	...	...	...	...	...	...	...	...	...	...	...
Acute Poliomyelitis and Polioencephalitis	...	...	...	...	...	...	...	...	...	...	...	...	...	...
Acute Infectious Encephalitis	...	1	1	...	...	...	...	...	...	...	...	...	...	2
Cancer of Buccal Cavity and Oesophagus (M)	...	1	...	1	1	...	1	...	...	...	...	1	1)	...
Uterus (F)	2	1	...	1	2	1	...	1	...	5	...	...	...)	19
Cancer of Stomach and Duodenum	3	1	1	...	1	2	4	1	...	...	...	1	...	14
Cancer of Breast	1	...	1	...	1	...	2	...	...	2	...	...	...	7
Cancer of all other Sites	1	4	6	8	6	4	6	...	2	4	4	5	3	53
Diabetes	...	...	...	1	3	...	1	...	...	2	3	1	...	11
Intra-cranial Vascular Lesions	3	6	6	5	4	6	7	4	4	8	2	3	1	59
Heart Disease	14	20	17	8	11	11	14	12	22	24	16	9	3	181
Other Diseases of Circulatory System	...	2	3	1	2	1	...	1	1	4	4	1	1	21
Bronchitis	4	8	3	4	7	7	13	4	1	3	1	7	...	62
Pneumonia	4	2	15	6	5	2	1	3	1	5	3	2	1	50
Other Respiratory Diseases	3	2	4	...	1	1	...	...	...	2	...	1	...	14
Ulceration of the Stomach or Duodenum	1	1	1	1	1	...	...	...	...	4	1	1	...	11
Diarrhoea (under 2 years)	1	...	...	...	...	1	1	...	...	1	...	...	...	4
Appendicitis	...	1	1	...	...	...	...	...	...	2	2	1	...	7
Other Digestive Diseases	2	...	...	...	...	2	2	1	3	2	4	1	...	17
Nephritis	1	2	1	1	1	...	1	...	1	1	2	...	...	11
Puerperal and Post-abortive Sepsis	...	...	1	1	...	...	...	...	...	...	...	...	...	2
Other Maternal Causes	...	...	...	...	...	...	...	1	...	1	...	...	...	2
Premature Birth	1	1	7	...	2	2	1	1	1	4	2	1	...	23
Congenital Malformation, Birth injury, Infantile Disease	1	4	2	...	1	2	1	1	1	3	...	1	1	18
Suicide	...	...	1	...	...	...	3	1	...	...	...	...	...	5
Road Traffic Accidents	1	1	4	...	1	...	...	2	...	1	1	...	...	11
Other Violent Causes	1	1	8	1	1	2	4	2	1	2	...	2	1	26
All Other Causes	4	6	14	14	11	8	10	6	7	12	8	4	3	107
TOTALS	51	68	105	59	70	57	78	47	47	94	58	42	18	794

NOTE.—Of the total deaths occurring in the Borough, 258 actually died in Institutions, i.e., Royal Hospital 93, Penmore Hospital 5, Public Assistance Hospital 121, Walton Sanatorium 11, Maternity Home 15, Nursing Homes, 13. These deaths have been allocated amongst the various wards.



## APPENDIX 8.

## Infant Mortality during the Year.

Deaths from stated causes at various ages under 1 year of age.

Cause of Death.	under 1 week	1—2 weeks	2—3 weeks	3—4 weeks	Total under 4 wks.	1 mth. & under 3 mths.	3—6 mths.	6—9 mths.	9—12 mths.	Total deaths under 1 yr.
Bronchitis ...	...	...	...	...	...	2	...	...	...	2
Pneumonia ...	...	1	1	1	3	1	1	5	3	13
Diarrhoea and Enteritis ...	...	...	...	...	...	3	1	...	...	4
Congenital Malformations ...	4	2	1	...	7	1	1	...	...	9
Premature Birth ...	15	4	1	1	21	2	...	...	...	23
Debility ...	2	...	...	1	3	2	...	...	...	5
Convulsions ...	1	...	...	1	2	...	...	...	...	2
All other causes ...	...	...	...	1	1	...	2	1	...	4
<b>TOTAL DEATHS ...</b>	<b>22</b>	<b>6</b>	<b>3</b>	<b>5</b>	<b>37</b>	<b>11</b>	<b>5</b>	<b>6</b>	<b>3</b>	<b>62</b>

## APPENDIX 9.

## Cancer Deaths.

Year.	No. of Deaths	Males	Females	Death Rate	Deaths from all causes	Percentage of Total Deaths
1940	93	44	49	1.44	794	11.7

## APPENDIX 10.

## Notifiable Diseases during the Year.

Disease.	Total Cases Notified	Cases admitted to Hospital.	Total Deaths.
Smallpox ... ..	—	—	—
Scarlet Fever ... ..	74	60	1
Diphtheria ... ..	39	45	3
Enteric (Typhoid) Fever ... ..	1	2	—
Puerperal Pyrexia ... ..	17	4	2
Cerebro-Spinal Meningitis ... ..	19	—	4
Erysipelas ... ..	34	4	1
Encephalitis Lethargica ... ..	1	1	1
Acute Polio-Myelitis Anterior..	—	—	—
Pneumonia ... ..	97	—	—
Ophthalmia Neonatorum ... ..	1	—	—
Dysentery ... ..	1	2	—
Measles ... ..	2236	5	—
Whooping Cough ... ..	4	—	—
Polio-Myelitis ... ..	1	1	—
<b>TOTALS</b> ... ..	<b>2525</b>	<b>124</b>	<b>12</b>

## APPENDIX 11.

Table showing No. of Admissions, etc., to Penmore Isolation Hospital during the year.

Disease.	In Hosp. Jan. 1st 1940	Adm'td	Dis- charged.	Deaths	In Hosp. Dec. 31st 1940
Scarlet Fever ...	4	60	61	1	2
Diphtheria ...	7	39	39	3	4
Diphtheria carrier ..	—	17	17	—	—
Para-Typhoid ...	—	2	2	—	—
Cerebro-Spinal Meningitis...	—	—	—	—	—
Erysipelas ...	—	4	3	1	—
Encephalitis Lethargica ...	—	1	—	1	—
Dysentery ...	—	2	2	—	—
Measles ...	—	5	5	—	—
Polio-Myelitis ...	—	1	1	—	—
Chicken Pox ...	—	1	1	—	—
Septicaemia ...	—	1	1	—	—
Tuberculosis Meningitis ...	—	1	—	1	—
Totals ...	11	134	132	7	6



## APPENDIX 13.

## Tuberculosis.

AGE PERIODS	NEW CASES				DEATHS			
	Pulmonary		Non-Pulmonary		Pulmonary		Non-Pulmonary	
	M	F	M	F	M	F	M	F
Under 1 year ...	...	...	...	1	...	...	...	1
1—5 years ...	1	—	6	...	...	...	2	—
5—10 " ...	2	1	...	2	...	...	...	...
10—15 " ...	...	1	1	2	...	1	...	...
15—20 " ...	2	8	...	1	...	4	...	1
20—25 " ...	3	5	1	3	2	1	...	...
25—35 " ...	3	6	1	...	3	2	...	1
35—45 " ...	7	1	1	2	3	4	...	...
45—55 " ...	7	2	...	...	5	1	1	...
55—65 " ...	3	1	...	...	2	1	...	...
65 & upwards...	1	...	...	1	1	1	...	1
Totals ...	29	25	10	12	16	15	3	4

## APPENDIX 14.

## Ward Distribution of Tuberculosis.

Wards.	Notifications.	Deaths.
Hasland ...	2	2
West ...	4	2
Rother ...	7	5
St. Leonard's ...	7	4
Holme Brook ...	9	5
Central ...	6	1
Trinity ...	5	2
St. Helen's ...	7	5
Moor ...	6	3
Newbold ...	10	3
Old Whittington ...	10	5
New Whittington ...	3	1
<b>TOTALS ...</b>	<b>76</b>	<b>38</b>



## APPENDIX 15.

## LIST OF ADOPTIVE ACTS, BYELAWS and LOCAL REGULATIONS RELATING TO PUBLIC HEALTH.

*Acts of Parliament adopted by the Council.*

- Infectious Disease (Prevention) Act, 1890.—Adopted 17th November, 1890. (Amended by Public Health Act, 1936).
- Public Health Acts (Amendment) Act, 1890.—Adopted 10th March, 1891. (Amended by Public Health Act, 1936).
- Public Health Acts (Amendment) Act, 1907, Parts II (except Section 26), III, IV, V (except Sections 69 and 75 [1], VI and X, with certain variations.—Adopted by Section 7 of the Chesterfield Corporation Act, 1923—previously adopted in March, 1910.
- Notification of Births Act, 1907.—Adopted 9th November, 1907. Amended by Public Health Act, 1936.
- The Public Health Act, 1925, Part II (except Sections 33 and 34), Parts III, IV, and V.—Adopted 1st February, 1926. Amended by Public Health Act, 1936.

*Local Acts and Orders.*

- The Chesterfield Corporation Act, 1923.  
 Chesterfield Order, 1928 (Dustbins).  
 Supervision of Midwives Order, 1930.  
 Supervision of Midwives (Amendment) Order, 1939.

*Byelaws.*

- Cleansing of Footpaths, Pavements and Cesspools.—10th February, 1891.  
 Common Lodging House.—14th February, 1905.  
 New Street.—16th November, 1927.  
 Nuisances.—10th February, 1891.  
 Offensive Trades (Declaration of).—9th December, 1913.  
 Offensive Trades.—9th June, 1914.  
 Houses let in Lodgings.—6th July, 1920.  
 Tents, Vans and Sheds.—7th August, 1917.  
 Smoke Abatement.—19th July, 1930.  
 Nursing Homes.—5th December, 1928.  
 Slaughter-house (Public)—23rd June, 1933.  
 Slaughter-houses—20th June, 1933.  
 Buildings.—1939.

## APPENDIX 16.

## Clinics and Treatment Centres.

Name and Situation of Clinic.	Open on	Provided by.
(1) CHILD WELFARE CLINIC at—		
(a) Town Hall ... ..	Monday, Wednesday, Thursday & Friday afternoons.	Chesterfield Corporation (M. & C.W. Committee).
(b) Edmund Street ... ..	Monday and Wednesday afternoons.	do.
(c) New Whittington ... ..	Tuesday afternoons	do.
(2) ANTE-NATAL CLINIC at—		
(a) Maternity Home ... ..	Thursday mornings and afternoons & Friday afternoons.	do.
(b) Edmund Street ... ..	Tuesday afternoons.	do.
(3) POST-NATAL CLINIC at ... ..		
(a) Maternity Home ... ..	Monday mornings.	do.
(b) Edmund Street ... ..	Tuesday mornings.	do.
(4) SCHOOL CLINIC at—		
Town Hall ... ..		Chesterfield Education Committee.
(a) Minor Ailment Treatment ... ..	Daily mornings.	
(b) Medical Inspection and Consultation ... ..	Wednesday and Friday mornings.	do.
(c) Ophthalmic ... ..	Monday and Friday mornings.	do.
(d) Orthopaedic ... ..	Tuesday morning and afternoon.	do.
(e) Dental ... ..	Daily by appointment.	do.
(5) SCHOOL CLINIC at—		
Edmund Street ... ..		
(a) Minor Ailment Treatment ... ..	Daily afternoons.	do.
(b) Medical Inspection ... ..	Monday and Wednesday afternoons	do.
(c) Dental ... ..	Daily by appointment.	do.
(6) TUBERCULOSIS at—		
Brimington Road ... ..	Tuesdays and Fridays from 10 a.m. to 12-30 p.m. and 2 p.m. to 5 p.m.	County Council of Derbyshire.
(7) VENEREAL DISEASE at—		
Chesterfield and North Derbyshire Royal Hospital ... ..	MALES— Tuesdays, 4-30 to 6-30 p.m. Fridays, 2-30 to 4-30 p.m. FEMALES— Tuesdays, 2 to 4 p.m. Fridays, 11 a.m. to 12-30 p.m.	County Council of Derbyshire.

## APPENDIX 17.

## General Provision of Health Services in the Area.

Hospitals Provided or Subsidised by the Local Authority or by the County Council.

Name	No. of Beds	Provided by.
(1) TUBERCULOSIS—		
(a) Walton Sanatorium ...	124	Derbyshire County Council.
(b) Penmore Tuberculosis Pavilion ...	18	do.
(2) MATERNITY HOME ...	36	Corporation of Chesterfield.
(3) FEVER—		
Penmore Isolation Hospital	58	do.
(4) GENERAL MEDICAL & SURGICAL—		
Chesterfield & North Derbyshire Royal Hospital ...	220	Governors of Chesterfield and North Derbyshire Royal Hospital.
(5) POOR LAW—		
Public Assistance Hospital	205	Public Assistance Committee, Derbyshire County Council.
<b>TOTAL ...</b>	<b>696</b>	

There is no Institutional provision in Chesterfield for unmarried mothers, illegitimate infants and homeless children, except that provided by the Public Assistance Committee at their Public Assistance Hospital and Children's Homes.

*Ambulance Facilities.*

The Ambulance facilities shown below have proved adequate for the needs of the area.

(a) FOR INFECTIOUS CASES :—

Motor ambulance at Penmore Hospital for fever cases.

(b) FOR NON-INFECTIOUS CASES :—

(1) Borough Ambulance controlled by the Watch Committee of the Corporation.

(2) Ambulances owned and run by collieries, ironworks, etc., in the district.

## APPENDIX 18.

Corporation Maternity Home.  
Summary of Work during the Year.

	Borough	County	Total.
No. of cases admitted since the opening ... ..	5533	3919	9452
No. of cases admitted during 1940 ... ..	413	260	673
No. of Babies born during year :—			
Live Births ... ..	398	213	611
Still Births ... ..	12	22	34
No. of Mothers discharged ... ..	409	258	667
No. of Mothers died ... ..	—	2	2
No. of Infants died ... ..	14	5	19
No. of Mis-carriages ... ..	5	3	8
No. of cases remaining in the Home on December 31st, 1940—			
Mothers ... ..	18	11	29
Infants ... ..	15	10	25

## APPENDIX 19.

## Maternity and Child Welfare.

## Attendances at each of the Maternity and Child Welfare Centres, 1940.

	Infants and Children Attending	Total Attendances made	Average Weekly Attendances
Town Hall—			
Monday ... ..	466	5404	110
Wednesday ... ..	377	4845	95
Thursday ... ..	366	4241	83
Friday ... ..	433	5196	99
Edmund Street—			
Monday ... ..	320	4224	86
Wednesday ... ..	167	2324	45
Social Institute, New Whittington ... ..	199	3129	64
	2328	29363	—

SUMMARY OF WORK DONE AT INFANT WELFARE  
CENTRES AND ANTE-NATAL CLINICS.

Total No. of Children attending Centres	...	...	...	2,323
Total Attendances	...	...	...	29,363
No. of Children who made first attendances	...	...	...	986
No. of visits made by these children	...	...	...	10,674
No. of children attending in current year who attended in previous year	...	...	...	1,342
No. of visits made by these children	...	...	...	18,689
No. of new attenders under 1 year of age	...	...	...	862
No. of new attenders between 1—5 years of age	...	...	...	124

ANTE-NATAL CLINIC.

No. of Expectant Mothers attended	...	...	...	837
No. of attendances made	...	...	...	2,525

METHODS OF FEEDING ON FIRST ATTENDANCE AT THE CENTRES.

Natural (Breast)	...	...	...	542
Artificial (various)	...	...	...	222
Combined (Natural and Artificial)	...	...	...	98
Children over 1 year—various diets	...	...	...	117
Breast feeding over 1 year of age	...	...	...	7
Total	...	...	...	986

APPENDIX 20.

The following table is a summary of the work carried out during the year 1940, at the Maternity and Child Welfare Dental Clinic, held on Saturday mornings for children of pre-school age.

Age under 1 year	...	...	...	...	3
" 1 year	...	...	...	...	8
" 2 years	...	...	...	...	24
" 3 years	...	...	...	...	47
" 4 years	...	...	...	...	59
" 5 years	...	...	...	...	7
Total	...	...	...	...	148

Number of Temporary Extractions	...	...	...	198
" Temporary Fillings	...	...	...	43
" Dressings	...	...	...	97
" Local Anaesthetics for Extractions	...	...	...	118
" Attendances made by children for treatment	...	...	...	184

The amount received from parents for Dental Treatment of children of pre-school age was £4 13s. 0d.

## APPENDIX 21.

SUMMARY OF WORK DONE BY THE HEALTH VISITORS  
DURING THE YEAR.

Number of first visits to infants	...	...	...	1,043
" re visits to infants	...	...	...	3,929
" visits to children 1—5 years	...	...	...	8,858
" first visits to expectant mothers	...	...	...	184
" re-visits to expectant mothers	...	...	...	253
" Sanitary defects reported to Sanitary Inspectors	...	...	...	14
" other visits	...	...	...	209

## APPENDIX 22.

## MIDWIVES' ACT, 1902—1936.

No. of Cases attended, Year 1940.

	By Municipal Midwives.	By Independent Midwives.	Total.
(a) As Midwives	431	354	785
(b) As Maternity Nurses	70	22	92

Summary of Records received from Midwives.

	Municipal Midwives.	Independent Midwives.	Total.
Medical Help	157	119	276
Stillbirths	15	17	32
Deaths of Mothers	—	—	—
Deaths of Children	11	7	18
Laying out the Dead	—	—	—
Liability to be a source of Infection	12	—	12
Notification of Artificial Feeding	11	—	11

The following is an analysis of the 276 Medical Help records received during 1940:—

Abortion or Miscarriage	...	...	...	9
Albuminuria	...	...	...	9
Ante Partum Haemorrhage	...	...	...	11
Prolonged or Difficult Labour	...	...	...	23
Premature Labour	...	...	...	10
Abnormal Presentation	...	...	...	8
Retained Placenta	...	...	...	6
Lacerated Perineum	...	...	...	79
Eclampsia	...	...	...	—
Post Partum Haemorrhage	...	...	...	7
Rise of Temperature	...	...	...	10
Fits or Convulsions	...	...	...	1
Injuries or Malformation	...	...	...	12
Feebleness of Child	...	...	...	24
Eyes, Condition of	...	...	...	18
Skin Eruption	...	...	...	1
Stillbirths	...	...	...	13
Miscellaneous	...	...	...	35

---

 276
 

---

APPENDIX 23.

Table showing Types and Numbers of the various Sanitary Conveniences to Dwelling-houses in the Borough according to Wards.

Ward.	Houses with Water Closets.	Waste Water Closets.	Privies.	Pails.	Middens.	Fixed Dry Ashpits.	Portable Dust Bins.
Hasland ...	1367	3	1	—	1	—	1371
Rother ...	2573	25	2	—	2	—	2593
West ...	1618	51	2	1	2	—	1670
Central ...	955	51	—	—	—	—	1004
St. Leonard's ...	1254	3	19	—	15	—	1258
Holme Brook ...	1384	89	—	—	—	—	1473
Newbold ...	2443	4	24	1	25	—	2448
St. Helen's ...	889	3	27	1	20	—	890
Trinity ...	1481	2	—	—	—	—	1483
Moor ...	1377	6	2	—	2	—	1387
Old Whittington ...	1136	—	11	—	8	—	1141
New Whittington ...	977	6	1	1	2	—	984
	17454	243	89	4	77	—	17702

## APPENDIX 24.

## SANITARY INSPECTION OF THE AREA.

Table showing the work carried out by the Sanitary Inspectors during 1940.

Complaints investigated	...	...	...	...	...	398
Nuisances found	...	...	...	...	...	987
Nuisances abated	...	...	...	...	...	783
Houses disinfected	...	...	...	...	...	270
Visits to infected houses	...	...	...	...	...	1,065
Visits to Dairies, Cowsheds and Milkshops	...	...	...	...	...	266
Visits to Bakehouses	...	...	...	...	...	9
Visits to Ice Cream Shops	...	...	...	...	...	17
Visits re Shops Act	...	...	...	...	...	23
Visits to Butchers' Shops	...	...	...	...	...	29
Visits to Fishmongers' Shops	...	...	...	...	...	6
Visits to Other Premises where Foodstuffs are prepared and sold	...	...	...	...	...	172
Visits to Offensive Trades	...	...	...	...	...	31
Visits to Slaughterhouses	...	...	...	...	...	1,248
Visits to Markets	...	...	...	...	...	62
Visits to Manure Receptacles	...	...	...	...	...	3
Visits to Common Lodging Houses	...	...	...	...	...	103
Visits to Houses-let-in-Lodgings	...	...	...	...	...	2
Visits to Factories	...	...	...	...	...	15
Visits to Drains to New Buildings	...	...	...	...	...	44
Drains tested by Smoke or Water	...	...	...	...	...	163
Number of Re-inspections	...	...	...	...	...	910
Number of Miscellaneous Visits	...	...	...	...	...	581
Number of Observations re Smoke	...	...	...	...	...	90
Number of Houses Inspected	...	...	...	...	...	10
Number of Informal Notices	...	...	...	...	...	683
Number of Statutory Notices	...	...	...	...	...	66



## APPENDIX 25.

Total Record of Works carried out as a result of action taken  
by the Sanitary Inspectors.

Obstructed Drains Cleansed	...	...	...	...	109
Drains reconstructed	...	...	...	...	5
Drains tested by smoke and water	...	...	...	...	4
Inspection chambers built or repaired	...	...	...	...	15
Gulley Traps fixed	...	...	...	...	4
Defects in drains repaired	...	...	...	...	14
Sink Wastes repaired	...	...	...	...	23
New sink fixed or defects remedied	...	...	...	...	28
Rain water pipes repaired	...	...	...	...	30
Rain Water pipes disconnected	...	...	...	...	1
W.C. and vent pipes repaired	...	...	...	...	13
Eaves spoutings repaired	...	...	...	...	359
Privies converted into W.C.'s	...	...	...	...	1
Water Closets repaired	...	...	...	...	149
W.C.'s provided	...	...	...	...	3
Ashpits replaced with bins	...	...	...	...	1
New dustbins provided	...	...	...	...	373
Dirty Closets cleansed	...	...	...	...	10
Dirty premises cleansed	...	...	...	...	17
Water in cellars	...	...	...	...	4
Houses made reasonably fit	...	...	...	...	24
Windows repaired	...	...	...	...	54
Damp proof courses inserted in walls	...	...	...	...	20
Roofs repaired	...	...	...	...	107
Floors repaired	...	...	...	...	42
Doors repaired	...	...	...	...	33
Plastering repaired	...	...	...	...	75
Damp walls repaired	...	...	...	...	44
Defective fireplaces, etc., repaired...	...	...	...	...	70
Yards repaired	...	...	...	...	6
Yard or footpath surfaces repaired	...	...	...	...	7
Accumulations of Refuse removed	...	...	...	...	14
Nuisances from fowls and other animals abated...	...	...	...	...	1
Miscellaneous defects remedied	...	...	...	...	42
Factory Contraventions	...	...	...	...	5
Houses provided with internal public water supply	...	...	...	...	1

## APPENDIX 26.

Table of Nuisances discovered and dealt with.

	No. of Inspections made by Sanitary Inspector	No. of Notices served		No. of Nuisances abated with or without Notice.
		Informal	Legal	
DRAINAGE :—				
No disconnection of waste pipe	...	...	...	...
Defective waste pipe, traps, inlets and drains ... ..	135	44	1	67
Drains obstructed ... ..	330	108	...	112
CLOSETS AND ASHPITS :—				
Defective privies, pail closets and ashpits ... ..	...	...	...	...
Conversion of privies into W.C.'s ... ..	4	1	...	1
Conversion of pail closets into W.C.'s ... ..	...	...	...	...
Conversion of privies into pail closets ... ..	...	...	...	...
Defective water closets ...	326	77	2	141
Provision of additional water closets ... ..	4	1	...	2
Provision of portable ashbins...	946	288	41	375
Dirty closets ... ..	32	10	...	11
OTHER DEFECTS:—				
Paving of courts and yards ...	18	5	1	14
Roofs, eaves-spouts and down-spouts ... ..	592	186	17	465
Sinks ... ..	60	18	3	18
Insufficient ventilation ...	...	...	...	...
Windows ... ..	36	11	1	31
Dampness ... ..	60	19	1	34
Water in cellars ... ..	10	3	...	9
Water supply ... ..	7	2	...	2
Overcrowding ... ..	...	...	...	...
Foul condition of houses ...	20	5	2	6
Offensive accumulations ...	31	10	...	15
Animals improperly kept ...	5	2	...	1
Pigsties ... ..	3	1	...	2
Smoke nuisances ... ..	90	1	...	1
Urinals ... ..	4	1	...	...
Nuisances not specified above..	205	67	1	153
<b>TOTALS</b> ... ..	<b>2918</b>	<b>860</b>	<b>70</b>	<b>1460</b>

## APPENDIX 26—(Continued).

	No. on Register	Inspections made	Notices served	Nuisances abated with or without Notice.
Dairies, Cowsheds and Milkshops ... ..	247	266	8	4
Bakehouses ... ..	33	9	8	6
Slaughterhouses ... ..	4	1248	...	...
Offensive Trades ... ..	69	31	2	2
Common Lodginghouses ...	2	103	2	2
<b>TOTALS</b> .. ..	355	1657	20	14

## APPENDIX 27.

Premises and Occupations which can be controlled by Byelaws and Regulations.

The following table shows the character and number of premises in the Borough :—

Common Lodging Houses (One, the Municipal Hostel, is owned and supervised by the Corporation) ... ..	2
Houses let in Lodgings ... ..	3
Slaughterhouses ... ..	4
*Tripe Boilers ... ..	4
*Gut Scrapers ... ..	2
*Tan Yards ... ..	1
*Tallow Melters ... ..	1
*Dealers in Rags and Bones ... ..	5
Bakehouses ... ..	33
*Fried Fish Shops ... ..	56
Dairies, Cowsheds and Milkshops ... ..	247
Factories of various kinds ... ..	277

\*Offensive Trades.

## APPENDIX 28.

## COMMON LODGING HOUSES.

Situation.	Reg. No. of Lodgers.	Remarks.
Municipal Hostel, Hipper Street ...	83	Owned by Corporat'n
47, Lordsmill Street ... ..	41	

APPENDIX 29.

Meat Inspection in 1940. Table 1.  
Carcases Inspected and Condemned.

	Cattle excluding Cows	Cows	Calves	Sheep and Lambs	Pigs
Number killed ... ..	6377	3587	1621	52027	9093
Number inspected ... ..	6377	3587	1621	50686	9078
<b>ALL DISEASES EXCEPT TUBERCULOSIS.</b>					
Whole carcasses condemned ... ..	6	28	52	93	9
Carcases of which some part or organ was condemned ... ..	507	356	7	726	118
Percentage of the number inspected affected with disease other than Tuberculosis ... ..	8.04	10.7	3.6	1.6	1.3
<b>TUBERCULOSIS ONLY.</b>					
Whole carcasses condemned ... ..	20	44	1	—	14
Carcases of which some part or organ was condemned ... ..	1135	1501	4	1	562
Percentage of the number inspected affected with Tuberculosis ... ..	18.1	43.0	.3	.0019	6.3

Summary of Meat Inspection, 1940. Table 2.

Carcases Inspected.	Beasts.	Calves.	Sheep.	Pigs.
At the Abattoir ...	9902	1620	50607	8717
At the three Private Slaughterhouses ..	62	1	79	361
	9964	1621	50686	9078

Total Number of Animals killed 72,705

Number Inspected ... .. 71,349 or 98.1 per cent.

#### Food Surrendered during Inspection.

At the Abattoir :—

	Tons.	Cwts.	Qrs.	Lbs.	Tons.	Cwts.	Qrs.	Lbs.
Beef ... ..	33	15	2	24				
Veal ... ..	—	16	2	15				
Pork ... ..	5	6	3	20				
Mutton ... ..	1	19	1	1				
Offals ... ..	40	14	1	19				
					82	12	3	23

At the three Private Slaughterhouses:—

Pork ... ..	—	1	2	23				
Offals ... ..	—	3	1	11				
					—	5	—	6

Various Foods surrendered by Traders ... ..

2 7 3 18

Total ... 85 5 3 19

The following table gives a summary of the results of meat inspection annually for the last five years:—

Year.	Visits to Slaughterhouses	Diseased Meat and Organs destroyed				Total Weight of all Food Destroyed.			
		Tns.	Cwts.	Qrs.	Lbs.	Tns.	Cwts.	Qrs.	Lbs.
1936	1440	66	15	3	2	67	5	1	25
1937	1516	53	11	—	26	53	16	—	—
1938	1607	47	2	—	22	47	7	—	24
1939	1562	52	7	—	—	53	8	2	22
1940	1248	82	18	—	1	85	5	3	19

## APPENDIX 30.

## Food and Drugs Act, 1938.

Nature of Food.	No. of Samples obtained	Formal	Informal	No. Genuine	No. not Genuine or below standard	Remarks
Milk ...	164	156	8	148	16	One milk producer fined £6 0s. 0d. and £8 18s. 6d. costs
Cream ... ..	7	—	7	7	—	
Butter ... ..	17	—	17	17	—	
Cheese ... ..	7	—	7	7	—	
Lard ... ..	12	—	12	8	4	Found to be lard substitute
Margarine ... ..	3	—	3	3	—	
Coffee ... ..	5	—	5	5	—	
Jam ... ..	3	—	3	3	—	
Bacon ... ..	6	—	6	6	—	
Tea ... ..	3	—	3	3	—	
Potted Meat ... ..	2	—	2	1	1	Contained small amount of Wheat Flour
Baking Powder ... ..	1	—	1	1	—	
Sausage ... ..	8	—	8	8	—	
Rum ... ..	2	1	1	2	—	
Whisky ... ..	3	3	—	3	—	
Lard Substitute ... ..	4	—	4	4	—	
Dripping ... ..	1	—	1	—	1	Did not comply with the Dripping (Maximum) Prices Order, 1940.
	248	160	88	226	22	

## SUMMARY FOR THE LAST FIVE YEARS.

Year	Number of Samples obtained	Number Genuine	Number below standard	Percentage	Prosecutions	Amount of Fines and costs imposed
1936	217	199	18	8.2	—	—
1937	252	234	18	7.1	1	£4/6/-
1938	253	229	24	9.4	1	£9/3/4
1939	244	225	19	7.7	1	£16/12/6
1940	248	226	22	8.8	1	£14/18/6

## APPENDIX 31.

## 1.—Factories.

The following table shows the number of factories on the register at the end of the year :—

	Where Mechanical Power is used	Where Mechanical Power is not used
Building and Woodworking ... ..	29	17
Foundries ... ..	8	...
Brewing and Aerated Waters ... ..	5	2
Potteries ... ..	7	...
Engineers ... ..	23	2
Printing ... ..	11	...
Baking, Confectionery and Other Foods...	42	11
Dressmaking, Tailoring and Millinery ...	6	15
Surgical Dressings and Box Making, etc...	4	...
Laundries ... ..	5	..
Transport ... ..	2	...
Boot and Shoe Repairing ... ..	9	4
Various ... ..	42	33
	193	84

## 2.—Inspection of Factories.

Premises.	Number of		
	Inspections	Written Notices	Occupiers Prosecuted
Factories with mechanical power ... ..	13	7	...
Factories without mechanical power ... ..	2	3	...
Other premises under the Act..	...	...	...
	15	10	...



## 3.—Defects found in Factories.

Particulars.	Number of Defects			No. of Defects in respect of which Prosecutions were instituted
	Found	Remedied	Referred to H.M. Inspector	
Want of cleanliness ...	6	4	...	...
Overcrowding ...	...	...	...	...
Unreasonable temperature	...	...	...	...
Inadequate ventilation ...	...	...	...	...
Ineffective drainage of floors ...	...	...	...	...
<b>SANITARY CONVENIENCES :</b>				
Insufficient ...	...	...	...	...
Unsuitable or defective	2	3	...	...
Not separate for sexes	...	...	...	...
Other offences ...	2	2	...	...
	10	9	...	...

## APPENDIX 32.

## HOUSING.

The following is a tabulated statement of work done in regard to Housing in 1940 :—

1.—*Inspection of dwellinghouses during the year.*

(1) (a) Total number of dwellinghouses inspected for housing defects (under Public Health or Housing Acts) ...	23
(b) Number of inspections made for the purpose ...	28
(2) (a) Number of dwellinghouses (included under sub-head (1) above), which were inspected and recorded under the Housing Consolidated Regulations, 1925 and 1932 ...	—
(b) Number of inspections made for the purpose ...	—
(3) Number of dwellinghouses found to be in a state so dangerous or injurious to health as to be unfit for human habitation ...	—

(4) Number of dwellinghouses (exclusive of those referred to under the preceding sub-head) found not to be in all respects reasonably fit for human habitation ... ..	4
2.— <i>Remedy of defects during the Year without service of formal notices.</i>	
Number of defective dwellinghouses rendered fit in consequence of informal action by the Local Authority or their officers ... ..	16
3.— <i>Action under Statutory Powers during the year.</i>	
A.—Proceedings under Sections 9, 10 and 16 of the Housing Act, 1936.	
(1) Number of dwellinghouses in respect of which notices were served requiring repairs ...	2
(2) Number of dwellinghouses which were rendered fit after service of formal notices :—	
(a) By Owners ... ..	1
(b) By Local Authority in default of Owners ...	—
B.—Proceedings under Public Health Acts.	
(1) Number of dwellinghouses in respect of which notices were served requiring defects to be remedied ... ..	21
(2) Number of dwellinghouses in which defects were remedied after service of formal notices :—	
(a) By Owners ... ..	8
(b) By Local Authority in default of Owners	1
C.—Proceedings under Sections 11 and 13 of the Housing Act, 1936.	
(1) Number of dwellinghouses in respect of which Demolition Orders were made ... ..	1
(2) Number of dwellinghouses demolished in pursuance of Demolition Orders ... ..	6
D.—Proceedings under Section 12 of the Housing Act, 1936.	
(1) Number of separate tenements or underground rooms in respect of which Closing Orders were made ... ..	—

- (2) Number of separate tenements or underground rooms in respect of which Closing Orders were determined, the tenement or room having been rendered fit ... .. —


4.—*Housing Act, 1936.—Part IV.—Overcrowding.*

(a) (i) Number of dwellinghouses overcrowded at the end of the year ... ..	140
(ii) Number of families dwelling therein ...	171
(iii) Number of persons dwelling therein ...	1083
(b) Number of new cases of overcrowding reported during the year ... ..	4
(c) (i) Number of cases of overcrowding relieved during the year ... ..	8
(ii) Number of persons concerned in such cases	52
(d) Particulars of any cases in which dwellinghouses have again become overcrowded after the Local Authority have taken steps for the abatement of overcrowding ... ..	—

## APPENDIX 33.

## SUMMARY OF SLUM CLEARANCE PROGRAMME UP TO 31st DECEMBER, 1940.

Form of Action taken.	No. of Houses Officially Represented	Undertaking Accepted.		No. of Persons to be displaced	No. of Houses demolished	No. of Persons rehoused by Local Authority	No. of Houses provided by Local Authority	No. of Houses upon which action is not completed	No. of Families not yet re-housed
		To Recondition	To convert to other use						
71 Clearance Areas ...	510	—	6	2009	226	1223	275	282	199
Individual Houses ...	358	32	34	1333	267	1130	273	28	14
	868	32	40	3342	493	2353	548	310	213



# INDEX.

	<i>Page</i>
ABATTOIR ... ..	6, 29, 35
ADOPTIVE ACTS ... ..	22
AMBULANCE FACILITIES ... ..	24
ANTE-NATAL CLINIC ... ..	23, 26
APPENDICES ... ..	9, 41
BIRTHS ... ..	11, 12
CANCER ... ..	18
CLINICS AND TREATMENT CENTRES ... ..	23
COMMON LODGING HOUSES ... ..	33
DEATHS ... ..	11, 12, 14
DENTAL CLINIC ... ..	26
DIPHTHERIA IMMUNISATION ... ..	5
FACTORIES AND WORKSHOPS ... ..	6, 37, 38
FEVER HOSPITAL ... ..	19
FOOD AND DRUGS ... ..	7, 36
FOOD SURRENDERED ... ..	35
GENERAL INFORMATION ... ..	11
HEALTH COMMITTEE ... ..	3
HEALTH SERVICES IN AREA ... ..	24
HEALTH VISITORS' WORK ... ..	27
HOUSING ... ..	7, 38, 39, 40
HOUSING ACT, 1936 ... ..	40
ILLEGITIMATE CHILDREN ... ..	11
INFANTILE MORTALITY ... ..	11, 17
INFECTIOUS DISEASES ... ..	5, 20
INSPECTION AND SUPERVISION OF FOOD ... ..	6
INTRODUCTION ... ..	4
LEGISLATION IN FORCE ... ..	22
MATERNAL MORTALITY ... ..	11
MATERNITY AND CHILD WELFARE... ..	5, 25, 26
MATERNITY AND CHILD WELFARE SUB-COMMITTEE ... ..	3
MEAT ... ..	6, 34, 35
MIDWIVES ... ..	5, 27
MILK ... ..	6
NOTIFIABLE DISEASES ... ..	5, 18
NUISANCES DISCOVERED ... ..	31, 32
PENMORE HOSPITAL ADMISSIONS ... ..	19
POPULATION ... ..	11
PREMISES CONTROLLED BY BYE-LAWS ... ..	32, 33
FOOD AND DRUGS ... ..	7, 36
SANITARY CONVENIENCES IN DWELLING-HOUSES ... ..	28
SANITARY INSPECTION ... ..	5, 29, 30
SLUM CLEARANCE PROGRAMME ... ..	7, 41
STAFF ... ..	7, 9, 10
STILL BIRTHS ... ..	11
TUBERCULOSIS ... ..	21
VITAL STATISTICS ... ..	11

INDEX

