

[Report 1950] / Medical Officer of Health, Cheltenham (Union) R.D.C.

Contributors

Cheltenham (England). Rural District Council.

Publication/Creation

1950

Persistent URL

<https://wellcomecollection.org/works/kdqqtqtp>

License and attribution

You have permission to make copies of this work under a Creative Commons, Attribution license.

This licence permits unrestricted use, distribution, and reproduction in any medium, provided the original author and source are credited. See the Legal Code for further information.

Image source should be attributed as specified in the full catalogue record. If no source is given the image should be attributed to Wellcome Collection.



Wellcome Collection
183 Euston Road
London NW1 2BE UK
T +44 (0)20 7611 8722
E library@wellcomecollection.org
<https://wellcomecollection.org>


RURAL DISTRICT OF CHELTENHAM

A N N U A L R E P O R T

of the

M E D I C A L O F F I C E R O F H E A L T H

For the Year 1950



PUBLIC HEALTH STAFF:

Medical Officer of Health:

STEPHEN KNIGHT,
M.B., B.S.(Lond.), M.R.C.S., L.R.C.P., D.P.H.


Surveyor and Chief Sanitary Inspector:

E. H. ROSSER, M.R.S.I

Additional Sanitary Inspectors:

L. GROGAN
Certified Sanitary Inspector
Certified Inspector of Meats and Food

F. H. LEWIS
Certified Sanitary Inspector



Digitized by the Internet Archive
in 2017 with funding from
Wellcome Library

<https://archive.org/details/b29102479>

CONTENTS

REPORT OF MEDICAL OFFICER OF HEALTH

	Page
Introduction	1.
Statistics and Social Conditions of Area	2.
Population	3.
Birth Rate	3.
Death Rate	3.
Infant Mortality	3.
Neonatal Deaths	3.
Maternal Mortality	3.
Causes of Death	4.
Birth, Death & Infantile Mortality Rates	4.
Birth, Death & Infantile Mortality Rates for England & Wales	5.
Prevalence of, and Control over, Infectious & Other Diseases	5.
Scarlet Fever	5.
Diphtheria	5.
Whooping Cough	5.
Measles	6.
Poliomyelitis	6.
Food Poisoning	6.
Food & Drugs Act, 1938 - Clean Food	6.
Immunisation Against Diphtheria	7.
Tuberculosis	7.
General Provisions for Health Services	8.
Ambulance Service	8.
Home Help Service	8.
Nursing in the Home	9.
Child Welfare Centres	9.
National Assistance Act, 1948, Section 47	9.
Sanitary Circumstances of the Area	9.
Housing	9.
Moveable Dwellings	10.
Water Supply	11.

REPORT OF CHIEF SANITARY INSPECTOR & SURVEYOR

Housing	1.
Temporary Housing	2.
Housing Acts	3.
Requisitioned Properties	3.
Repairs to Council Houses	3.
Building Byelaws	4.
Control of Civil Building Regulations	5.
Public Health	6.
Inspection of Foods	6.
Tents, Vans & Sheds	6.
Sewage Disposal	7.
Water Supplies	8.
Refuse & Salvage	8.
Prevention of Damage by Pests Act, 1949	9.
Conclusion	9.

ANNUAL REPORT OF THE MEDICAL OFFICER OF HEALTH
FOR THE YEAR 1950

To the Chairman and Members of
the Cheltenham Rural District Council.

Mr. Chairman, Ladies & Gentlemen,

I beg to submit the Annual Report for 1950 on the health and sanitary circumstances of the District. The report again incorporates a section by Mr. E.H. Rosser, Surveyor and Chief Sanitary Inspector.

The Vital Statistics are those of a thriving healthy community; the birth rate is higher and both the death and infantile mortality rates lower than the rates for the country as a whole.

Housing the people is the greatest problem in the District. Every house that can be built is built; even so, the list of applications is very long.

Many people have to live permanently in caravans, and the number of caravans is steadily increasing. Fortunately it has been possible to prevent shack development so that little harm is done to the amenities and measures to ensure healthy conditions are readily undertaken.

In accordance with the Council's policy, the water mains are being extended to more and more villages. If at all possible, a piped water supply is a necessity in the home and satisfactory drainage arrangements must be provided. Now that piped water supplies are freely available Sewerage Schemes for the Staverton area, Bishops Cleeve, Little Witcombe, Birdlip, Snowhill, and Great Washbourne become more urgent.

These schemes were those allowed to proceed by the Ministry as the Council's first instalment to meet the sewerage needs of the District. In many other villages conditions are bad and in urgent need of proper sewerage arrangements.

The Prevention of Damage by Pests Act, 1949 came into operation on the 31st March, 1950. This Act transferred to the District Council from the County Council a general obligation to ensure that, so far as is practicable, the District is kept free from rats and mice.

A joint arrangement with the Tewkesbury Borough Council was made for carrying out the duties under this Act in the two areas.


Again I desire to thank Members of the Council for their kindness and consideration, and my colleagues for their ready co-operation and the help they have given throughout the year.

I am, Mr. Chairman, Ladies & Gentlemen,
Your obedient Servant,

STEPHEN KNIGHT.

Medical Officer of Health.

September, 1951.



CHELTENHAM RURAL DISTRICT COUNCIL

STATISTICS AND SOCIAL CONDITIONS OF THE AREA

Area (in acres)	81,940
Registrar-General's estimate of mid-year Home Population, 1950	22,120
Census, 1951	22,607
Number of Inhabited Houses (end of 1950)	6,211
Rateable Value, March, 1951	£144,052
Sum represented by a penny rate	£565

EXTRACTS FROM VITAL STATISTICS FOR THE YEAR

LIVE BIRTHS

	<u>Total</u>	<u>Male</u>	<u>Female</u>
Legitimate	382	199	183
Illegitimate	23	10	13
Total	405	209	196
Birth Rate per 1,000 of the population	18.3
Area Comparability Factor (Births)	0.99
Corrected Birth Rate	18.1

STILL BIRTHS

Legitimate	6	5	1
Illegitimate	2	2	-
Total	8	7	1
Still Birth Rate per 1,000 of the population	0.3
Still Birth Rate per 1,000 total (live and still) births	19.4

DEATHS

	225	114	111
Death Rate per 1,000 of the population	10.2
Area Comparability Factor (Deaths)	0.94
Corrected Death Rate (10.2 x 0.94)	9.6

NO. 30 DEATHS FROM PREGNANCY, CHILDBIRTH, ABORTION

<u>Deaths</u>	<u>Rate per 1,000 total (Live & Still) Births</u>
1.	2.4

DEATHS OF INFANTS UNDER ONE YEAR OF AGE
(Infantile Death Rate)

	<u>Total</u>	<u>Male</u>	<u>Female</u>
Legitimate	10.	6	4
Illegitimate	-	-	-
Total	10	6	4
All Causes per 1,000 Live Births	24.7

DEATHS OF INFANTS UNDER 4 WEEKS OF AGE
(Neonatal Mortality)

Legitimate	3	1	2
Illegitimate	-	-	-
Total	3	1	2

POPULATION

The Registrar-General's estimate of the 1950 mid-year population, 22,120, is a fall of 600 from the previous year; however, the 1951 census figures are available at the time of writing and show that the population is now 22,607. On average there has been an increase of 500 people each year from 1946.

BIRTH RATE

405 children were born during the year, the birth rate being 18.3 per 1,000 of the population as compared with 17.3 last year and 15.8 for the country as a whole.

DEATH RATE

There were 225 deaths, 23 fewer than last year; the death rate falling from 11.5 in 1949 to 10.2 for the year under review. Even so due allowance should be made for a high proportion of elderly people in the district. To this end the Registrar-General has supplied a comparability factor for the District, 0.94, by which the crude death rate must be multiplied to give the Corrected Death Rate, 9.6. The local death rate compares favourably with the national rate, 11.6

INFANT MORTALITY

Ten infants died in the first year of life, making the infantile mortality rate 24.7 per 1,000 live births as compared with 29.8 for the country as a whole and 27 in 1949.

The infantile mortality rate continues to decline and it is an index by which the wellbeing of the community and its social services may be assessed. It is especially noteworthy that while the local Birth Rate is generally higher than elsewhere the infantile mortality is lower.

NEONATAL DEATHS

The decline in infantile mortality which has been such a remarkable feature in the last generation, has been due, in the main, to saving of life after the child is a month old. Deaths of the infant in this neonatal period is bound up with the health of the mother in pregnancy and confinement.

This year the Registrar-General in his abstract of statistics gives the neonatal deaths as a special feature. It will be noted that three of the ten infants died during the first month of life. Prematurity is often the cause of death at this early age, and special facilities are available for the care of the premature infant both in hospital and in the home.

MATERNAL MORTALITY

One mother died following childbirth.

CAUSES OF DEATH

The following table shows the causes of death as given in the Registrar-General's statistics:-

	<u>Males.</u>	<u>Females.</u>
1. Tuberculosis, respiratory	1	-
2. Tuberculosis, other	1	-
3. Syphilitic disease	-	-
4. Diphtheria	-	-
5. Whooping cough	-	-
6. Meningococcal infections	-	-
7. Acute poliomyelitis	-	-
8. Measles	-	-
9. Other infective and parasitic diseases	1	-
10. Malignant neoplasm, stomach	2	3
11. Malignant neoplasm, lung, bronchus	2	2
12. Malignant neoplasm, breast	-	5
13. Malignant neoplasm, uterus	-	-
14. Other malignant and lymphatic neoplasms	10	8
15. Leukaemia, aleukaemia	1	-
16. Diabetes	2	1
17. Vascular lesions of nervous system	14	15
18. Coronary disease, angina	15	7
19. Hypertension with heart disease	1	1
20. Other heart disease	27	37
21. Other circulatory disease	2	2
22. Influenza	1	2
23. Pneumonia	7	5
24. Bronchitis	4	3
25. Other diseases of respiratory system	1	1
26. Ulcer of stomach and duodenum	2	-
27. Gastritis, enteritis and diarrhoea	-	1
28. Nephritis and nephrosis	3	5
29. Hyperplasia of prostate	1	-
30. Pregnancy, childbirth, abortion	-	1
31. Congenital malformations	1	3
32. Other defined and ill-defined diseases	7	8
33. Motor vehicle accidents	3	-
34. All other accidents	3	1
35. Suicide	2	-
36. Homicide and operations of war	-	-
Total	<u>114</u>	<u>111</u>

Total both male and female ... 225

BIRTH, DEATH, AND INFANTILE MORTALITY RATES
IN THE DISTRICT FOR THE LAST FIVE YEARS

	<u>1946</u>	<u>1947</u>	<u>1948</u>	<u>1949</u>	<u>1950</u>
Birth Rate (per 1,000 population)	17.9	20.6	19.8	17.3	18.3
Death Rate (per 1,000 population)	12.2	13.4	10.8	11.5	10.2
Infantile Mortality Rate (per 1,000 Live Births) (Deaths of Infants under 1 year)	38.	35.	38.	27.	24.7

FOR COMPARISON, THE BIRTH, DEATH AND INFANTILE
MORTALITY RATES FOR ENGLAND AND WALES, ETC.
ARE GIVEN BELOW

	<u>England & Wales</u>	<u>126 C.Bs. & Great Towns.</u>	<u>County of Glos.</u>	<u>Cheltenham R.D.</u>
Live Births	15.8	17.6	16.15	18.3
Still Births (per 1,000 population)	0.37	0.45		0.3
Death Rate (per 1,000 population)	11.6	12.3	11.46	10.2
Infantile Mortality Rate (Deaths of Infants under 1 year) (Per 1,000 live births)	29.8	33.8	28.31	24.7

PREVALENCE OF, AND CONTROL OVER, INFECTIOUS
AND OTHER DISEASES

INFECTIOUS DISEASES NOTIFIED DURING 1950
(Excluding Tuberculosis)

	<u>Under 1 Yr.</u>		<u>1 - 5</u>		<u>5 - 15</u>		<u>15 - 25</u>		<u>25 and Upwards</u>		<u>Age Not Known</u>		<u>Total.</u>	
	<u>M.</u>	<u>F.</u>	<u>M.</u>	<u>F.</u>	<u>M.</u>	<u>F.</u>	<u>M.</u>	<u>F.</u>	<u>M.</u>	<u>F.</u>	<u>M.</u>	<u>F.</u>	<u>M.</u>	<u>F.</u>
Scarlet Fever	-	-	6	3	13	9	-	2	-	-	-	-	19	14
Diphtheria	-	-	-	-	-	-	-	-	-	-	-	-	-	-
Whooping C.	4	1	14	16	7	8	-	-	-	1	-	-	25	26
Measles	2	1	65	59	80	91	1	1	2	1	3	1	153	154
Pneumonia	-	-	1	-	-	3	-	-	3	-	-	-	4	3
Erysipelas	-	-	-	-	-	-	-	-	1	1	-	-	1	1
Cerebro Spinal Fever	-	-	-	-	-	-	-	-	-	-	-	-	-	-
Dysentery	-	1	7	4	9	11	-	-	5	5	-	-	21	21
Puerperal Pyrexia	-	-	-	-	-	-	-	1	-	-	-	-	-	1
Poliomyelitis Paralytic	-	-	2	1	-	1	-	-	-	-	-	-	2	2
Non-Para.	-	-	-	1	-	-	-	-	-	-	-	-	-	1

SCARLET FEVER

33 cases of Scarlet Fever were notified as against 32 in 1949. The local case rate, 1.5 per 1,000 of the population, is the same as the rate for the country as a whole. Where possible patients are isolated at home. The disease is usually mild, no spread occurs because this course is adopted, and valuable hospital beds are set free.

DIPHTHERIA

The District was free from diphtheria.

WHOOPING COUGH

There were 51 notifications of whooping cough but fortunately no deaths from this cause. The case rate was 2.3 per 1,000 of the population and not so prevalent as in the country as a whole, where 3.6 per 1,000 of the population were affected.

Immunisation against whooping cough, as yet, is not being conducted on a national scale. Improvements in the prophylactic are being made and its value assessed in selected areas.

MEASLES

Measles was epidemic in the District, 307 cases being notified, a case rate of 14 per 1,000 as compared with 8.39 for England and Wales. If the incidence is low one year then next year a larger population is at risk and an epidemic more likely. In the widely scattered Rural District it often happens that there is an epidemic in one group of villages one year and in another group the following year.

No deaths were attributed to this cause.

POLIOMYELITIS

Poliomyelitis was prevalent throughout the country in the summer and autumn. There were five cases in the Rural District; the local incidence was 0.2 per 1,000 of the population, much the same as elsewhere, the general rate being 0.18 per 1,000.

Four of the cases were paralytic but not severe and recovery took place in each instance.

FOOD POISONING

Food Poisoning notifications (corrected) returned to Registrar-General:

<u>1st Qr.</u>	<u>2nd Qr.</u>	<u>3rd Qr.</u>	<u>4th Qr.</u>	<u>Total</u>
Nil.	Nil.	Nil.	Nil.	Nil

Outbreaks Due to Identified Agents:

<u>Total Outbreaks</u>	<u>Total Cases</u>
Nil.	Nil.

Outbreaks of Undiscovered Cause:

<u>Total Outbreaks</u>	<u>Total Cases</u>
Nil.	Nil.

Single Cases:

<u>Agent identified.</u>	<u>Unknown Cause.</u>	<u>Total</u>
Nil.	Nil.	Nil.

FOOD & DRUGS ACT, 1938 CLEAN FOOD

There were no outbreaks of food poisoning during the year when these occur, most of them are due to contamination of the food by carriers of disease during preparation and cooking. It is, therefore, in the catering industry where the greatest dangers lie. While there is no registration of catering premises, existing powers are adequate to ensure cleanliness of food handling in other branches of the food trade.

Inspections of food shops and the like are carried out and particular attention is paid to the cleanliness of the premises and personnel, and to the arrangements for preparation and handling of food.

Health educational literature, appropriate to the trade, is given to the trader and his assistants.

Films on the subject of Clean Food have been shown in local factories, the Medical Officer of Health taking advantage of the opportunity to give an introductory talk.

Similar talks have been given to the general public and to women's organisations in the District.

IMMUNISATION AGAINST DIPHTHERIA

Although the County Council is now responsible for immunisation against diphtheria, the District Council is very much concerned with the success of the Diphtheria Immunisation Campaign because of their duties for prevention of spread of infection. Moreover, if the continued success of the scheme is to be maintained local support and enthusiasm is vitally important.

The prevalence of poliomyelitis in the summer months had an adverse effect on immunisation. Indeed from July to mid-October it was in complete abeyance. Only 209 children were immunised as compared with 297 in 1949 and maintenance injections fell from 316 to 166.

In spite of this falling off the proportion of children immunised remained the same at 69%. However, there is a considerable leeway to be made up and a special effort is being made to persuade parents to ensure that their children are immunised. Every baby should be protected in this way before the first birthday.

The District was free from Diphtheria during the year. The disease is a rarity now-a-days solely because of the success of immunisation, but for complete safety still more children should be immunised and particularly at an earlier age.

DIPHTHERIA IMMUNISATION (in relation to child population)

Number of children who had completed a full course of immunisation at any time up to 31st December, 1950:-

Age at 31.12.50 e.g. born in yr:	<u>Under</u> <u>1 YR.</u>					5 - 9 41 - 45	10 - 14 36 - 40	<u>Total</u>
	1. 1949	2. 1948	3. 1947	4. 1946				
Number Immunised	{ 2.	134	281	251	223 }	{ (1,324	1,151)	3,364
Estimated mid-year population, 1950			1,953			2,939		4,892

Diphtheria Notifications and Deaths in Relation to Immunisation:

There were no cases and no deaths from Diphtheria.

TUBERCULOSIS

The following new cases were notified during the year:-

	<u>Children</u>		<u>All Persons</u>
	0 - 4	5 - 14	
Tuberculosis Notifications, 1950			
Pulmonary	2	-	16
Non-pulmonary			
(1) Glands	-	-	-
(2) Bone & Joint	-	-	-
(3) Abdomen	-	-	-
(4) Other organs	-	-	-
(5) Meningitis	1	1	2

	Children		All Persons
	0 - 4	5 - 14	
Tuberculosis Deaths, 1950:			
Pulmonary	-	-	1
Non-pulmonary			
(1) Glands	-	-	-
(2) Bone & Joint	-	-	-
(3) Abdomen	-	-	1
(4) Other organs	-	-	-
(5) Meningitis	-	-	-

Tuberculosis Register

The number of cases on the register, 31st December, 1950 was as follows:-

Males.	Pulmonary		Total	Males.	Non-Pulmonary		Total	All Forms	
	Females.	Total			Females.	Total		Total	
57	27	84	9	11	20	104.			

There were 18 new cases and 2 deaths from tuberculosis as compared with 19 new cases and 6 deaths the previous year.

The number of deaths from tuberculosis shows a remarkable fall from previous years, but although no undue weight should be attached to it because of the comparatively small numbers involved, it emphasises the general decline in deaths from this disease throughout the country.

No deaths occurred from tuberculosis of persons who were not on the Tuberculosis Register.

In making recommendations for rehousing, patients suffering from tuberculosis are classified in three categories. Category "A" includes only those patients having chronic infectious pulmonary tuberculosis, usually with a positive sputum, where the housing conditions are bad and young adults or children are at great risk.

The Council were able to rehouse all persons who were recommended in this category.

Category "B" includes patients suffering from all forms of tuberculosis where the disease is active and where housing conditions are likely to have a detrimental effect on the general health of the patient.

Category "C" includes all other cases of tuberculosis where priority for rehousing should be given on social grounds and not on medical.

GENERAL PROVISIONS FOR HEALTH SERVICES.

AMBULANCE SERVICE

The Ambulance Service is operated by the County Council. There is a control station in Cheltenham. The Ambulance may be obtained by telephoning Cheltenham 3112 and in emergency dialing "999" or "0" to the local Exchange and asking for "Ambulance Service".

A Hospital Car Service is operated; forty-eight hours notice should be given of the requirements, and requests for this Service made to the Control Station at Cheltenham. The Service is available for taking patients to and from appointments in connection with the National Health Service when public transport is not possible.

HOME HELP SERVICE

This Service is organised by the County Council. The Home

Help takes over the running of the home when the housewife is temporarily incapacitated. A charge according to a scale of assessment is made for the Service.

Appeals for assistance from the Home Help Service should be made to the Divisional Health Office, North East Area, Council Offices, Copt Elm Road, Charlton Kings, Telephone No. Cheltenham 55746.

NURSING IN THE HOME

The area is covered by the District Nursing Association under the control of the County Council. Information is available from the Council Offices or the Divisional Health Office, North East Area, Council Offices, Copt Elm Road, Charlton Kings, Telephone No. Cheltenham 55746.

CHILD WELFARE CENTRES

Alderton	4th Wednesday
Apperley	2nd Wed. & 4th Thursday.
Ashchurch	Alternate Tuesdays
Bishops Cleeve	Alternate Wednesdays
Dumbleton	4th Friday
Prestbury	1st & 3rd Tuesdays
Leckhampton	Fridays
The Reddings	2nd & 4th Thursdays
Shurdington	1st & 3rd Wednesdays
Stanway	2nd Friday
The Park, Stoke Orchard	Alternate Tuesdays
Twynning	Alternate Thursdays
Winchcomb	1st & 3rd Tuesdays
Witcombe & Benthum	2nd & 4th Mondays.

NATIONAL ASSISTANCE ACT, 1948

Section 47 : Removal to Suitable Premises of Persons in Need of Care and Attention.

No application was made to the Court under this Section for the removal of aged or infirm people living in insanitary circumstances and unable to devote to themselves, and not receiving from other people, proper care and attention. A number of visits were necessary under this section, but after persuasion the people concerned accepted offers of either hospital or residential accommodation.

The Home Help Service is of great assistance to many lonely old people; a little timely help and the provision of a meal is often sufficient to enable them to carry on in their own homes.

The plight of these old persons is usually brought to notice by relatives, but some method of visiting needs to be devised so that deterioration can be anticipated.

SANITARY CIRCUMSTANCES OF THE AREA

HOUSING

The following table sets out the progress made in the District to meet the housing needs. In spite of the large number of houses provided, housing remains the major problem

for the Council, 418 families being on the waiting list.

	<u>New Houses Completed</u>					<u>Total at 31.12.1950.</u>
	<u>1946</u>	<u>1947</u>	<u>1948</u>	<u>1949</u>	<u>1950</u>	
Permanent Houses	14	44	54	79	80	271
Temporary Houses (prefabs)	40	-	3	-	-	43
Private Enterprise	-	-	-	14	10	24
Bishops Cleeve Housing Association	-	-	27	66	52	145
Housing Units, Former Camp Sites	131	90	4	11	4	240
Cheltenham Corporation	-	-	-	56	175	231

HOUSING ACT, 1949

Section 2

One application was made under this Section. The application was successful and the Demolition Order was quashed by Order of the County Court.

The provision was a temporary one and applications had to be made by 1st July, 1950.

Section 20

The position as to applications for Improvement Grants is as follows:

Total No. of applications received	6
Applications approved by the Ministry of Health	1
Applications disapproved by the Ministry of Health	3
Applications not submitted to Ministry of Health	2

Every sixth house in the District is in need of thorough reconditioning and might well qualify for grant.

PUBLIC HEALTH ACT, 1936 - SECTION 269

Moveable Dwellings

The acute housing shortage has compelled many people to live permanently in caravans. The Council exercises control by granting licences under Section 269 of the Public Health Act, 1936, and in doing so can consider only matters relating to public health and sanitation.

Nearly everyone of the moveable dwellings which has been licensed is a caravan of good type and sound construction; it is the practice to ensure that a piped water supply is conveniently available.

Caravans are not suitable for families with children, especially in winter months. In spite of disadvantages as compared with a house, the occupiers kept the sites clean and tidy so that no difficulties arose when licences came up for renewal at the annual review.

In the summer months the number of caravans in the district is considerably increased by those belonging to holidaymakers. Provided the caravan does not remain in any one place for more than 42 days no licence is required.

Licences have been granted as follows:

	<u>Caravans</u>
Sites owned by Council, provision for	9
Sites owned privately, provision for	74
Individual caravans	48
	<hr/>
	121

The Council refused to licence 12 sites at Coombe Hill for caravans. The area is subject to periodic flooding and the encampments had been conducted in such a manner as to give rise to a statutory nuisance. An appeal was made to the Tewkesbury County Magistrates, but the Council's decision was upheld. In spite of this refusal the sites were occupied; no offence is committed providing the caravan is moved 100 yards within 42 days.

WATER SUPPLY

The Council's supply has been satisfactory both in quality and quantity. Eleven samples for bacteriological and chemical analyses were taken from the springs feeding the Area Scheme. Another thirteen samples were taken at various consumer points; all samples were found to be satisfactory.

Sixty one samples were taken from private supplies, only nine were satisfactory. The majority of the fifty two bad samples were from wells in Twyning, the reports were used to get the houses concerned connected to the public mains.

<u>Parish</u>	<u>No. of Houses</u>	<u>No. of Houses supplied direct into houses</u>	<u>No. of Houses supplied by means of standpipes</u>
Alderton	139	128	7
Ashchurch (includes Aston Cross and Pamington)	259	245	7
Badgeworth (ind. Bentham & Reddings)	343	261	-
Boddington (includes Hayden)	71	70	-
Bishops Cleeve	524	512	2
*Buckland (includes Laverton)	73	66	7
Coberley	76	-	-
Cowley (Birdlip public, Cowley private supply)	115	94	-
Deerhurst (includes Apperley & Walton Hill)	206	113	2
Dumbleton (includes Great Washbourne & Little Washbourne)	158	150	-
Elmstone Hardwicke	60	52	5
Gotherington	113	91	10
*Great Witcombe	32	21	4
*Hawling	42	22	-
Leigh (includes Coombe Hill)	91	87	-
Leckhampton	208	148	3
Oxenton (includes Woolstone)	46	4	-
*Prescott	29	20	-
Prestbury	1017	965	-
Shurdington	208	154	5
*Snowhill	67	42	-
Southam	124	124	-
*Stanton	77	70	4
*Stanway	136	135	-
Staverton	128	112	6
Stoke Orchard (incl. Tredington)	73	72	-
*Sudeley (incl. Charlton Abbotts)	45	43	-
carried forward	<hr/> 4,460	<hr/> 3,801	<hr/> 62

	<u>No. of Houses</u>	<u>No. of houses supplied direct into houses</u>	<u>No. of Houses supplied by means of standpipes.</u>
Brought forward	4,460	3,801	62
Swindon (incl. Brockhampton)	191	183	2
Teddington (includes Alstone)	41	40	-
Toddington	131	131	-
Twynning	243	70	-
Uckington	90	85	-
Up Hatherley	46	46	-
Walton Cardiff	15	15	-
Winchcomb (includes Gretton & Greet)	851	824	19
Woodmancote	235	232	-
	<hr/>	<hr/>	<hr/>
Total	6,283	5,427	83
	<hr/>	<hr/>	<hr/>

* Private or part private piped supplies.

CHELTENHAM RURAL DISTRICT COUNCIL

Report by Chief Sanitary Inspector and Surveyor on the Work of his Department for the year 1950.

Mr. Chairman, Ladies and Gentlemen,

This is the second occasion upon which I have prepared an annual report of the work of the Department for which I am responsible to the Council.

The activities of the Council have increased rapidly during recent years and towards the end of 1949 it was decided that more office accommodation was necessary, and steps were taken to acquire a lease on No. 20 Imperial Square, Cheltenham. A few days before the end of the year the Public Health and Surveyor's Departments were transferred from No. 14 Imperial Square to the new address, thus freeing accommodation at the former premises for the Clerk's Department.

In the succeeding part of the report I shall be dealing with various duties under separate headings unless they have already been dealt with by the Medical Officer of Health.

HOUSING

This continues to be a major problem and undoubtedly will remain so for some years to come. There is still a long waiting list of applicants for Council houses, and also a continually growing list of applications for licences to erect houses for private enterprise. There are also grounds for believing that but for the difficulties and restrictions now in force, there would be many more who would undertake the erection of houses for their own occupation. There is a great deal to be said in favour of encouraging this principle. It is generally agreed that with the present demand coupled with the high cost of building, some form of control of price and size is necessary, but nevertheless, ownership of the house he occupies does give a citizen a greater sense of responsibility, and this is reflected in the care and attention given to the property.

At a later stage in this report some details regarding the licensing and occupation of caravans will be given, but this question is so closely connected with the subject of housing that a few comments here will not be out of place.

The occupation of caravans is rapidly increasing. It is estimated that in 1939 the annual output of caravans in the Country was approximately 2,500 whilst in 1950 this number had increased to over 20,000 per annum. The reasons for this tremendous increase are in the main due to either, the need for a home by the homeless, or to a less extent, the increase in holidays in many trades and professions. From general observation, the majority of these caravans cost between £400 and £1,000 and in the case of the homeless it is fairly certain that the majority of the occupiers would prefer to invest their money in a permanent home if such could be obtained at a reasonable cost, and where there is a better standard of accommodation, amenities and comfort.

Whilst discussing the difficulties of housing, it is also fitting to mention a more pleasant side of the question, and it is a pleasure to refer to the houses erected at Stanton. As a contribution to the Festival of Britain the Council agreed to

/erect

erect a group of four houses in true traditional Cotswold style in this beautiful Cotswold Village. This effort has been an outstanding success and the cottages which are constructed of Cotswold stone, have been admired by visitors from many parts of the Country.

There has undoubtedly been great activity in house building in this district and the number completed by this Council, Cheltenham Corporation, the Bishop's Cleeve Housing Association and Private Enterprise during the year amounted to 321. Taken at an average of approximately 3½ persons per house it means that between 1,100 and 1,200 persons have been found permanent accommodation in new houses in this district during the year by one or other of the bodies mentioned.

Temporary Housing.

As mentioned in my report last year, I have included accommodation on former camp sites under this heading. A few additional families have been found accommodation at Stoke Orchard and Witcombe, but on the other hand the Council has been able to re-house in permanent houses, many of the families who were housed in the unsatisfactory dwellings at Northway and Elkstone Grounds, and there is no doubt that these two sites will be cleared during 1951. The Ministry of Health also made available an extra allocation of houses to enable some of the unsatisfactory dwellings at Witcombe Grounds to be demolished.

Generally speaking the maintenance works on these former camp sites are increasing, but at the same time it should be remembered that the accommodation provided on these sites has enabled many families to have a separate home. Without such accommodation they would still have been sharing with other families, an arrangement which in the majority of cases leads to discontent, unhappiness, and a lower standard of family life and relationship.

The following figures will illustrate the work involved in dealing with these sites:

No. of Dwellings at end of 1950	198.
Number of Repair Orders completed by Contractors (not including conversions or matters arising therefrom)	519
Number of visits (Repairs and Supervising Conversions)	747.

Other Activities in Housing.

Owing to the need for concentrating on the provision of more and still more houses it has not been possible to undertake a great deal of work under the Housing Act, 1936. The repair of many houses is an urgent necessity, but here I would like to draw attention to the difficulty in enforcing repair notices. Many of the cottages in the district are let at comparatively low rents, and it is in many cases a fact that the lower the rent the lower the standard of the house. The Housing Act of 1936 has not been amended and action has still to be taken under the sections, which in effect, say that repairs can be enforced where they can be undertaken at a "reasonable cost". This latter term has, as far as I am aware, not been clearly defined, and one has only to compare some of these rents with the high cost of repairs at the present day, to realise the difficulties in

carrying out these sections of the Act. A further difficulty is that owing to the high cost of repairs, many owners are unable to carry out repairs as the Rent Restrictions Acts do not permit any increase in rent to cover same. The only increase allowed is where improvements or additions have been made. In the course of time the combined effect will be that more houses will become unfit for occupation and the cost of replacement of these will fall upon the Local Authority.

The time has arrived when the powers for enforcing repairs should be amended, and at the same time the Rent Restrictions Acts should also be amended to bring them into line with present day conditions.

The following table shows the results obtained during the year:-

HOUSING ACTS

Under the Housing Act the following figures relate:-

Housing inspections or re-visits 135.

List of Housing Repairs and Improvements.

No. of Informal Notices served	41
No. complied with	32
Roofs repaired	12
Ceilings repaired	10
Floors repaired	3
Drains or drainage systems repaired or new drains or systems	105
Water supplies improved	4
Walls repaired or rebuilt	2
Plasterwork repaired	13
Dangerous parts removed	2
Eaves gutters repaired or renewed	4
Chimneys repaired or rebuilt	2

Requisitioned Properties.

At the end of 1950 the Council held under Requisitioning power 37 properties which gave accommodation to 48 families. It is the policy to de-requisition these properties, and during 1950 nine properties were released to the owners. The following figures relate to these properties:-

Orders for repairs completed by Contractors ...	65
Number of visits to inspect	135

Repairs to Council Houses.

Repairs to Council Houses are generally carried out by direct labour, and at the end of the year we employed a total of eleven men upon this work (not including the part time of the Foreman). The following figures show the work carried out:-

No. of Houses repairable by the Council at the end of 1950 (others will be released from Contractors from time to time)	585
No. of Repair Orders completed by the Council's staff (an Order may contain several items)	661
No. of Repair Orders completed by Con- tractors, including Electricity & Gas ...	129
Total	790

No. of visits to properties & sites	976
No. of houses completed by the Council	82
No. of houses completed by the Housing Association	54
No. of houses completed by Private Enterprise.	10
No. of houses converted to more dwellings, or other buildings converted	23

Each plan when received is checked and acknowledged and if there is any discrepancy and time permits, the owners and Architect's attention is drawn to this with a view to the necessary alterations being made prior to consideration by the Committee.

Every endeavour is made to inspect work at the following stages - excavation of foundations, completion of concrete foundations, dampcourse, roofing, testing of drains, installation of fittings, and final completion.

In a number of cases the owners of houses have obtained loans through the Council under the Housing Act, 1949, and in such cases more frequent inspections are made, and the work is closely checked before certificates are issued for payments.

Control of Civil Building Regulations.

Under these Regulations the Council are responsible for the issuing of licences for repairs and renovating of dwellings where the value of work exceeds £100 during the year. The Council also issue licences for the erection of new houses by private enterprise. The limit of the value of licences which can be issued is fixed by the Ministry of Local Government and Planning. In common with other Authorities the Council's quota was reduced because of the national need for economy. The increase in the costs of building works has also reduced the volume of work which can be executed as the Ministry have not increased the Council's quota to meet the rises in the cost of labour and materials.

At the end of the year many applications for licences were outstanding because the Council's Monetary Allowance had been allocated.

The Council has delegated to the Chairman of the Council the task of authorising the licences to be issued and with so many applications to be considered, the task of deciding the priority of the cases is a difficult one.

During the year the Council were authorised to issue licences for the erection of fifteen houses by private enterprise, and the choosing of the successful applicants from a list numbering 124 was undertaken by a special Sub-Committee approved for the purpose. In addition seven licences to erect houses by private enterprise were issued on behalf of Cheltenham Borough.

The following figures relate to the work during the year:-

Applications received	246
Licences granted	108
Applications submitted to the Ministry of Works	96
No. of visits prior to the issue of licences	44

When authority is given for a licence to be issued, copies of same have to be supplied to the Ministry of Local Government and Planning, at Bristol, together with the application for a

/Licence

licence, so that the appropriate Ministry can issue the licence for any controlled materials required. The duty of checking the requirements of controlled materials is placed on the Local Authority.

PUBLIC HEALTH

Under this heading has been included the work in connection with milk supply, infectious diseases, water supply, nuisances, disinfection, tents, vans and sheds, factories and workshops, pollution of streams, inspection of food premises etc. The following figures show the activities during the year:-

No. of complaints received or nuisances discovered	51
Complaints not justified	1
No. of visits	90
Informal Notices sent (including Housing) ..	95
Statutory Notices served	5
Statutory Notices complied with	4
Notices to number houses	44
Nuisances abated	50
Premises disinfected	18
Premises disinfested	11
No. of visits (re disinfection)	11

INSPECTION OF FOODS.

The following foodstuffs have been condemned:

	<u>Tons.</u>	<u>Cwts.</u>	<u>Qrs.</u>	<u>lbs.</u>	<u>ozs.</u>
Tinned fruit and vegetables.		2	3	3	5
Tinned fish.				15	13
Tinned meat.			1	2	13
Tinned tomato puree.	10		3	15	8
Tinned milk.			1	8	-
Raw meat.			3	19	-
Bacon.			1	12	-
Marmalade.				2	-
Fruit juices.				11	4
Soup				4	10
		15	3	10	5

Tents, Vans, Sheds.

There has been a marked increase in the number of van dwellers during the year.

In one case the owner of land was refused a licence in respect of land let for occupation by members of the gipsy fraternity. An appeal against the Council's refusal was made to Petty Sessions, where the Council's action was upheld. The owner then appealed to Quarter Sessions and here again the verdict was in the Council's favour.

Apart from this case, all other licences have been in respect of persons who occupy caravans because of the housing shortage, or who use them for week-ends or holidays. In all these cases the sites have been well maintained and it has not been necessary to take any action against the licensees.

The legislation now in force requires amendment to bring it into line with modern conditions and to eliminate weaknesses and defects. The Minister of Local Government and Planning has agreed to call a Conference of representatives of Local Authorities to discuss the question, and the result of such a meeting is awaited with interest.

The following figures relate to the activities in this section during the year:-

No. of new applications for licences received ..	45
No. of new applications approved	41
No. of new applications disapproved	2
No. of applications withdrawn	2
No. of visits to sites	60
No. of previous licences renewed	6

Sewage Disposal.

The year has brought increased problems in connection with the question of sewage disposal. Owing to the increase in population and the number of factories and workshops, the load upon most Sewage Disposal Works has been increased during recent years.

At Swindon Village complaints were received regarding the condition of the streams below the Brockhampton and Prestbury Disposal Works. The Council had already submitted to the Ministry, schemes for extending sewers at Bishop's Cleeve, Woodmancote and Southam, and for improving and enlarging the Brockhampton Works. The Inquiry has since been held and sanction given to obtain tenders. The estimated cost is £47,150. In the case of the Prestbury Works, a scheme has been prepared and submitted for approval and the Ministry's decision awaited.

The other schemes which were approved at the same time as the one for Brockhampton are as follows:-

- (1) The sewerage of Staverton, Bamfurlong, The Reddings, Badgeworth and the picking up of the existing Works at Shurdington into one large scheme. It is proposed that the drainage from these areas shall be pumped to, and treated at the Cheltenham Corporation Disposal Works. Estimated cost: £68,350.
- (2) The sewerage of Birdlip, provision of a Sewage Disposal Works for same. Estimated cost: £13,760.
- (3) The sewerage of Snowhill, provision of a Sewage Disposal Works for same. Estimated cost: £9,000.
- (4) The extension of the sewer at Little Witcombe. Estimated cost: £2,400.
- (5) The improvement of the existing sewerage scheme at Great Washbourne, and the provision of a Disposal Works for same. Estimated cost: £3,340.

Sanction to proceed to tender has been received in these cases.

An agreement has also been reached with the War Department whereby the latter have agreed to treat at the Ashchurch Camp Sewage Disposal Works, all the sewage from the Housing Estate at Northway (Ashchurch).

There are a number of villages still requiring the provision of sewers and sewage disposal works. The Council has rightly agreed to a programme for the works already mentioned as there are limits to the works which can be undertaken at any one time. When conditions permit further schemes to be put in hand it is generally agreed that the outstanding case is the village of Gotherington, where conditions are very unsatisfactory. Other villages which should come in for early consideration include Buckland, Coberley, Laverton, Dumbleton, Toddington, Twyning and Swindon.

Water Supplies.

During the year there have been further extensions and improvements to the water supply in the District, including the following:-

Hawling: Provision of pumps and pumping station and new mains. Estimated cost: £15,650.

Coberley, Crickley Hill and Seven Springs: Extension of mains. Estimated cost: £15,434.

Oxenton, Woolstone, Woodmancote & Brockhampton: Extension of mains. Estimated cost: £15,000.

Sanction was also received to the purchase of the Stanton Source of Supply at an estimated cost of £10,000 and to the purchase of the Wormington Supply at an estimated cost of £875.

Tenders have been obtained for the extension of the main from Wormington to Dumbleton. Estimated cost: £12,650.

Sanction was also received to proceed with the laying of a new 6 inch main from the Cleeve Hill Pumping Station to Dixon Reservoir, and for the provision of additional pumps and pumping station in connection with same. Estimated cost: £21,400.

All supplies are chlorinated and samples periodically submitted for analysis.

During the year the number of samples submitted from the Council's supply totalled 23, and from private sources 76.

During the year the number of new connections to the mains totalled 425.

Formerly the work of maintaining the water supply was undertaken by a separate branch, but towards the end of the year, the question of labour resources was considered, and it was agreed by the Council that all labour and transport should be pooled, as it is considered that this will lead to economies and greater efficiency.

A Central Depot and Stores has also been established at Prestbury.

Refuse and Salvage.

Regular collections of house refuse are made throughout the District. Weekly collections are made in the built up areas, fortnightly in the villages, and monthly in the more remote and scattered areas.

The controlled method of tipping is undertaken, and refuse is tipped at Gotherington Fields, Shurdington, Snowhill and Prestbury.

During the last fifteen years the character of the refuse collected has considerably changed. Formerly the bulk of household refuse consisted mainly of ashes, the proportion of tins and bottles being small. When such materials were tipped and levelled it was easy to rake the tins and bottles forward, leaving the ashes to form a reasonable surface. Now however, owing to fuel rationing, the quantity of ashes has been considerably reduced, and the considerable increase in the use of canned and bottled foods has resulted in the contents of the bins being composed mainly of the latter groups. When this material is tipped, the voids provide more harbour for vermin, and increase the difficulty of preventing fires. Tipping space is used at an increased rate, and vehicular access to the tip face is rendered more difficult.

The site at Prestbury is rapidly being filled, and it is anticipated that little room will be available after a further twelve to eighteen months service.

Towards the end of the summer it was decided to resume the collection of waste paper, and up to the end of the year the sale of salvaged materials amounted to £143.

Prevention of damage by Pests Act, 1949.

On 1st April, 1950 the Council became responsible for the destruction of Pests under the above Act.

Since the Act came into force the Pest Operator has made the following visits and treatments:-

	<u>No. of Premises Treated.</u>	<u>No. of Visits.</u>	<u>No. of Premises inspected (inc- luding the clearing of baits.</u>
Cheltenham R.D.C. premises.	112	331	84
Other premises in the Cheltenham Rural District.	223	652	245
Premises in Tewkesbury Borough.	61	170	16

Total number of complaints received and visited - 94.

In addition to the above work, the undermentioned sewerage systems were treated during May and June, and the infested sewers again treated during November:

Bishop's Cleeve.	Prestbury.
Shurdington.	Winchcombe.
Tewkesbury Borough.	

SUMMARY.

The foregoing report deals with the principal sections, but during the year there were other fields of activity such as dangerous structures, public rights-of-way, Petroleum Regulations, inspection of housing sites, etc. These have entailed many

/visits

visits and inspections, but to give a detailed account of these would involve a much longer report, and I fear that this may already be considered a lengthy one.

The summary of the visits, apart from the maintenance of the Council's Water Supplies or the Clerk of Works on Housing, Water or Sewerage Schemes, is as follows:-

New housing.....	248
Temporary housing	747
Requisitioned properties	135
Council houses	1141
Inspection under Housing Act	135
Control of Civil Building	44
Complaints, Nuisances etc.	90
Inspection of Foods	49
Tents, vans, sheds etc.	60
Water Supply (other than maintenance)	154
Sewage Disposal	402
New Buildings	599
Refuse and Salvage	227
Attendance at Meetings	114
Miscellaneous visits	118
	<hr/>
Total	4263
	<hr/>

No. of communications dispatched from
Office in the year 4,900.

The year has been one of increased activity, and I wish to thank all the members of the staff for the willing and loyal manner in which they have responded to the various calls as they have arisen. In particular I would like to mention the names of Mr. Grogan, Deputy Sanitary Inspector and Surveyor, and Mr. Lewis, Assistant Sanitary Inspector and Surveyor, who have undertaken, with every satisfaction, more responsibility in the various activities of the Departments.

Finally, I would like to express my thanks to the Members of the Council for the kindness and consideration which they have afforded when dealing with the work of the Departments.

I am, Mr. Chairman, Ladies and Gentlemen,

Your obedient Servant,

E.H. ROSSER,

Chief Sanitary Inspector
and Surveyor.