

[Report 1961] / Medical Officer of Health, Cheltenham Borough.

Contributors

Cheltenham (England). Borough Council.

Publication/Creation

1961

Persistent URL

<https://wellcomecollection.org/works/vdcrtpw7>

License and attribution

You have permission to make copies of this work under a Creative Commons, Attribution license.

This licence permits unrestricted use, distribution, and reproduction in any medium, provided the original author and source are credited. See the Legal Code for further information.

Image source should be attributed as specified in the full catalogue record. If no source is given the image should be attributed to Wellcome Collection.



Wellcome Collection
183 Euston Road
London NW1 2BE UK
T +44 (0)20 7611 8722
E library@wellcomecollection.org
<https://wellcomecollection.org>

C. 4432 (1)

(Mun. B.)

2nd copy



THE HEALTH OF CHELTENHAM

1961




T. O. P. D. LAWSON, M.D., D.R.C.O.G., D.P.H.

MEDICAL OFFICER OF HEALTH AND
SCHOOL MEDICAL OFFICER

J. F. URSELL, D.P.A., F.A.P.H.I.

CHIEF PUBLIC HEALTH INSPECTOR





THE HEALTH OF CHELTENHAM

1961

T. O. P. D. LAWSON, M.D., D.R.C.O.G., D.P.H.

MEDICAL OFFICER OF HEALTH AND
SCHOOL MEDICAL OFFICER

J. F. URSELL, D.P.A., F.A.P.H.I.

CHIEF PUBLIC HEALTH INSPECTOR



THE HEALTH OF CHELTENHAM

1901

T. O. F. D. LAWSON, M.D., D.R.C.O.G., D.P.H.

MEDICAL OFFICER OF HEALTH AND
SCHOOL MEDICAL OFFICER

J. F. URSELL, D.P.A., F.A.P.H.C.

CHIEF PUBLIC HEALTH INSPECTOR

CONTENTS

SECTION I

Environmental Health Services

	<i>Page</i>
Health Committee	10
Vital Statistics	11
Water Supply	15
Swimming Baths	17
Milk (Special Designation) Regulations	17
Infectious and Other Diseases	18
Housing	23
Nursing Homes	24
Medical Examinations	24

SECTION II

Welfare and Health Services

	<i>Page</i>
Welfare and Health Committee	26
(a) <i>Part III of the National Health Service Act, 1946</i>	
Section 21—Health Centres	27
Section 22—Care of mothers and young children ...	27
Section 23—Midwifery	32
Section 24—Health Visiting	34
Section 25—Home Nursing	35
Section 26—Vaccination and Immunisation ...	36
Section 28—Prevention of illness, care and after-care	38
Section 29—Domestic Help	39
(b) <i>Mental Health Act, 1959</i>	
Functions of local health authorities relating to mentally ill and mentally defective persons	40
(c) <i>Health Education</i>	43
(d) <i>National Assistance Act, 1948</i>	
(i) Welfare of disabled persons	44
(ii) Removal of persons in need of care and attention	46

SECTION III

School Health Service							Page
Education Committee (Medical-Sub)	48
Medical Inspection and Treatment	50
Dental Inspection and Treatment	58
Infectious Diseases	61
Speech Therapy	62
Physiotherapy	63
Child Guidance Clinic	64
Handicapped Children	64

SECTION IV

Environmental Hygiene

<i>Report of Chief Public Health Inspector</i>							Page
Summary of Visits	69
Factories Acts	72
Atmospheric Pollution	74
Housing	76
Food and Drugs	80
Public Abattoir	87
Noise Abatement	93
Pests Control	94

Annual Report on the Health of the Borough of Cheltenham for the Year 1961

*To the Worshipful the Mayor, the Aldermen and Councillors of the
Borough of Cheltenham.*

Mr. Mayor, Ladies and Gentlemen,

The state of the public health of the town during 1961 has, with minor exceptions, varied little from the general pattern of the last few years. The same steady progress towards higher standards of personal and environmental health has been maintained, uninterrupted by any major setbacks throughout the year. This is a picture to which we have become accustomed, but recent events in this country do not justify complacency. It may be that so far we have been fortunate in avoiding importations of disease, the distribution of which has not included Cheltenham. Others have not been so fortunate.

The Scheme of Delegation referred to in last year's report, whereby the Health and Welfare Services were transferred from the County to the Borough Authority, is now working smoothly. It has been implemented with very little trouble and the various extra duties have been absorbed by the departments concerned.

No serious health problems have arisen during the year and there has been no serious outbreak of any infectious disease. The infant mortality rate was disappointing as compared with 1960, which however must be considered as an exceptional year.

The following is a short summary of the more important aspects of the public health in Cheltenham during the year and may prove useful to those who do not wish to study the report in detail.

Infant Mortality

The infant mortality rate, i.e., the number of infants who died in the first year of life per 1,000 live births was 23.58 compared with a rate of 13.78 for the previous year. This is the first time for five years that

the infant mortality rate for the town has been above the national figure of 21.6 but the comparison is not too unfavourable. The comparison with the previous year is not a reliable one. The increase will be discussed in more detail later in the report.

Tuberculosis

The number of new notified cases of tuberculosis was even lower than the low rates of recent years, 20 new cases as against 35 in 1960. There were only 4 deaths from the disease as compared with 3 in 1960. In a review of public health over the last twenty years it would be difficult to find figures more dramatic than these.

Other Infectious Diseases

Apart from measles there was no significant increase throughout the year in any of the common infectious diseases. There was one paralytic case of poliomyelitis in an unvaccinated child.

Maternal Mortality

No expectant mother died as a result of pregnancy or confinement or of any condition associated with pregnancy or confinement.

Other Vital Statistics

Once again there has been the usual annual increase in population, the 1961 census showing a population of 72,930 as compared with an estimated population in 1960 of 70,370. The 1961 census showed an increase of just over 10,000 on the 1951 census. The number of births has also increased by 51 from 1,306 in 1960 to 1,357 in 1961. The birth rate for the year is 18.61 compared with the national figure of 17.4. The death rate per 1,000 population at 12.38 is similar to last year's figure of 12.36. The national figure is 12.0.

General

On the whole, the health statistics for the Borough are very satisfactory. The main features are the increasing birth rate and the increasing, although ageing population, combined with the steady level in the death rate. There is also the continuing very low incidence of tuberculosis and freedom from serious infectious disease.

Once again I would like to record my appreciation of the support I have received from the Chairman and Members of the Public Health and Welfare and Health Committees. I am also specially indebted to my staff for their loyal and efficient service throughout the year, especially to Mr. J. F. Ursell, Chief Public Health Inspector and Mr. W. H. G. Meakins, Chief Clerk, who is responsible for the statistical data of this report.

Family doctors, hospitals and laboratory services have all contributed, as in the past, to the smooth working of the Local Authority Health and Welfare Services and valuable service is provided by the many voluntary organisations in the town who continue to fill some of the gaps in the Health Service by their care of the sick and the disabled.

In conclusion, I would like to thank the Press for their assistance on many occasions and for their interest and co-operation in the work of the Health Department.

I am, Ladies and Gentlemen,

Your obedient servant,

T. O. P. D. LAWSON,

Medical Officer of Health.

SECTION I

ENVIRONMENTAL HEALTH SERVICES

Health Department,
P.O. Box No. 12,
Municipal Offices,
Cheltenham, Glos.
Telephone 2001.

...family... ...the

In conclusion, I would like to thank the

J. O. P. J. LAMON

Medical Officer of Health,

... ..

Medical Officer

... ..

Medical Officer

... ..

Medical

... ..

... ..

SECTION 1

ENVIRONMENTAL HEALTH SERVICES

BOROUGH HEALTH COMMITTEE 1961

Councillor A. E. TRIGG (*Chairman*)Councillor R. F. BROOKES (*Vice-Chairman*)

Councillor D. G. ALDRIDGE	Alderman Lt.-Col. C. W. BIGGS, O.B.E.
Councillor J. A. ASTON	Councillor W. BULLINGHAM
Councillor C. Barlow	Councillor C. W. A. Foster
Alderman A. J. BETTRIDGE	Councillor C. H. MARKHAM, O.B.E.
Councillor D. M. MORRIS	

STAFF OF THE BOROUGH HEALTH DEPARTMENT

Medical Officer of Health	<i>Thomas O. P. D. Lawson, M.D., D.R.C.O.G., D.P.H.</i>
Deputy Medical Officer of Health	<i>P. M. Lambert, M.B., Ch.B., D.P.H.</i>
Chief Public Health Inspector	<i>J. F. Ursell, D.P.A., F.A.P.H.I., M.R.S.H.*†</i>
Deputy Chief Public Health Inspector	<i>A. L. Jones, M.A.P.H.I., San.Science R.S.H.*†</i>
Public Health Inspectors	<i>G. J. C. Buck, M.A.P.H.I., M.R.S.H.*† A. H. Carling, M.A.P.H.I., A.R.S.H.*† H. Stone, M.A.P.H.I.*† R. J. Wintle, M.A.P.H.I.*†</i>
Chief Clerk	<i>W. H. G. Meakins</i>
Senior Clerk	<i>D. Y. Harrison</i>
Medical Officer of Health's Secretary	<i>Miss G. W. Hiron</i>
Chief Public Health Inspector's Secretary	<i>Miss M. E. Edden</i>
Clerical Assistant	<i>Miss J. McDonald</i>
Shorthand Typist	<i>Miss J. Pickering</i>
Enquiry Office Clerk	<i>Mrs. N. Blatchly</i>
Junior Clerk	<i>Miss C. J. Begley</i>
Pupils	<i>R. E. Jones D. M. Wise</i>
Disinfection Officer	<i>G. Cross</i>

* Certified Meat and Foods Inspector, R.S.H.

† Public Health Inspector's Education Board Certificate.

NOTE. For Rodent Control and Abattoir Staff see report of Chief Public Health Inspector, page 96.

SUMMARY OF GENERAL AND VITAL STATISTICS, 1961

Area of Borough	5,146 acres
Population	Census 1951, Corrected Figure				62,823
	Mid-year, 1961. Registrar General's Estimate				72,930
Number of inhabited houses (as at 31.3.62)	(a) Houses and Flats				22,328
	(b) Hotels, Occupied Shops, etc.				604
Rateable Value (as at 31.3.61)	£1,332,734
Sum represented by a penny rate (1961-62)	£5,358

TABULAR STATEMENT OF THE MAIN VITAL STATISTICS FOR 1961

(with comparative figures for England and Wales).

	M.	F.	Total	Cheltenham	England & Wales
LIVE BIRTHS					
Legitimate ...	621	642	1263		
Illegitimate ...	45	49	94		
TOTALS ...	666	691	1357		
Rate per 1000 population				18.61	17.4
ILLEGITIMATE LIVE BIRTHS					
Per cent of total live births ...	45	49	94	6.9%	
STILL BIRTHS					
Legitimate ...	11	2	13		
Illegitimate ...	1	1	2		
TOTAL ...	12	3	15		
Rate per 1000 total live and still births				10.93	19.1
TOTAL LIVE AND STILL BIRTHS ...	678	694	1372		
INFANT DEATHS (Deaths under 1 year)					
Legitimate ...	21	10	31		
Illegitimate ...	—	1	1		
TOTAL ...	21	11	32		
INFANT MORTALITY RATES					
Total infant deaths per 1000 total live births ...				23.58	21.6
Legitimate infant deaths per 1000 legitimate live births ...				24.54	
Illegitimate infant deaths per 1000 illegitimate live births ...				10.64	
Neo-natal Mortality Rate (deaths under 4 weeks per 1000 total live births) ...				14.74	15.5
Early Neo-natal Mortality Rate (deaths under 1 week per 1000 total live births) ...				13.26	
Peri-natal Mortality Rate (stillbirths and deaths under 1 week combined per 1000 total live and still births) ...				24.05	32.2
MATERNAL MORTALITY (including abortion)	—	—	—		
Rate per 1000 total live and still births				—	0.33
DEATHS (all ages) ...	405	498	903		
Rate per 1000 population				12.38	12.0

NOTE. The figures for births and deaths are corrected for inward and outward transfers in order that the statistics may give as true a picture as possible of local conditions.

MAIN VITAL STATISTICS—10 YEAR PERIOD 1952-61 (inclusive).

CHELTENHAM					INFANT DEATH RATES Per 1,000 Live Births		TOTAL DEATHS	DEATH RATE Per 1,000 of Population				
YEAR	Estimated Population RG	No. of Live Births	Birth Rate per 1000 population	Total Deaths of Infants (under 1 year of age)	Cheltenham	England and Wales	Cheltenham	Cheltenham		England and Wales	Tuberculosis (Cheltenham)	
								Recorded	Corrected		Pulmonary	Other
1952	65060	1113	17.1	38	34.14	27.6	830	12.76	11.23	11.3	0.108	0.046
1953	66210	1077	16.3	33	30.64	26.8	842	12.72	11.18	11.4	0.166	0.045
1954	67450	1132	16.78	33	29.15	25.5	877	13.0	10.66	11.3	0.119	0.029
1955	67730	1125	16.61	34	30.22	24.9	816	12.05	9.88	11.7	0.118	0.015
1956	68010	1187	17.45	33	27.8	23.8	863	12.69	11.17	11.7	0.103	0.00
1957	68230	1210	17.73	33	27.27	23.1	815	11.94	10.51	11.5	0.073	0.00
1958	68610	1153	16.81	24	20.82	22.6	889	12.96	11.01	11.7	0.058	0.015
1959	69490	1235	17.77	24	19.43	22.2	835	12.02	10.21	11.6	0.00	0.00
1960	70370	1306	18.56	18	13.78	21.9	870	12.36	10.5	11.5	0.04	0.00
1961	72930	1357	18.61	32	23.58	21.6	903	12.38	11.1	12.0	0.05	0.00

The Registrar's estimate of the population of Cheltenham for mid-year 1961 is 72,930 which is 2,560 more than the estimate for 1960.

The Crude Death Rate was 12.38 a slightly higher figure than that of last year. The corrected Death Rate (Registrar's correction factor 0.90) was 11.1 compared with the figure of 12.0 for England and Wales.

Live Births in 1961 totalled 1,357 which is 51 more than the figure for the previous year.

The Birth Rate was 18.61 and is slightly higher than the figure for 1960. The Registrar now provides a correction factor for birth rates. For Cheltenham this factor is 0.94 which gives a rate of 17.4 which is the same as for England and Wales.

The number of Still Births, per 1,000 live and still births, was 10.93 (or 10.27 corrected) compared with 19.1 for England and Wales.

							Male	Female
1	Tuberculosis, respiratory	4	—
2	Tuberculosis, other	—	—
3	Syphilitic disease	2	3
4	Diphtheria	—	—
5	Whooping Cough	—	—
6	Meningococcal infections	—	—
7	Acute Poliomyelitis	—	—
8	Measles	—	—
9	Other infective and parasitic diseases	—	1
10	Malignant neoplasm, stomach	11	8
11	Malignant neoplasm, lung, bronchus	21	10
12	Malignant neoplasm, breast	—	17
13	Malignant neoplasm, uterus	—	13
14	Other malignant and lymphatic neoplasms	37	50
15	Leukaemia, aleukaemia	—	3
16	Diabetes	2	2
17	Vascular lesions of nervous systems	36	78
18	Coronary disease, angina	83	84
19	Hypertension, with heart disease	4	6
20	Other heart disease	35	80
21	Other circulatory disease	17	20
22	Influenza	5	—
23	Pneumonia	36	43
24	Bronchitis	27	16
Total carried forward							320	434

						<i>Male</i>	<i>Female</i>
Total brought forward						320	434
25	Other diseases of respiratory system	3	1
26	Ulcer of stomach and duodenum	3	2
27	Gastritis, enteritis and diarrhoea	4	3
28	Nephritis and nephrosis	4	1
29	Hyperplasia of prostate	8	—
30	Pregnancy, childbirth, abortion	—	—
31	Congenital malformations	8	6
32	Other defined and ill-defined diseases	36	33
33	Motor vehicle accidents	7	3
34	All other accidents	9	14
35	Suicide	3	1
36	Homicide and operations of war	—	—
All Causes						405	498

DISCUSSION

The main causes of death vary little from year to year, heart disease being responsible for the largest number, especially disease of the coronary arteries which is the cause of more than half (57%) of the deaths due to heart disease. There was an increase in deaths due to cancer, but this is of no significance as this figure varies from year to year. Deaths from lung cancer were similar in number (31) to last year's figure of 32. The average annual number of deaths from cancer of the lung and bronchus in the Borough over the last 10 years is 28.8 varying within the range from 20 in 1953 to 34 in 1958. It is worth noting that the average number of violent deaths annually over the same period caused by accidents, is 30.5. Again, the average number of deaths annually over this period caused by tuberculosis or any other infectious disease is so small as to be hardly worth reporting. In modern preventive medicine the word epidemic may soon be forgotten, in fact the major epidemics have now almost disappeared but they are being replaced by the modern hazards to health. Health hazards are not only preventable, they are removable, and two of these could largely be removed by a little more care in the home and on the roads, and by a little intelligent consideration of the recent Report of the Royal College of Physicians on Smoking and Health. Sooner or later, and preferably later, we must all die of something, but no one would choose violence or lung cancer and it would seem that we have some choice in the matter.

Deaths from Accidents

The table below shows the number of deaths from accidents during the last five years, deaths caused by motor vehicle accidents being shown separately.

					<i>Motor Vehicle Accidents</i>	<i>Other Accidents</i>
1957	12	23
1958	8	29
1959	9	17
1960	13	22
1961	10	23

Infant Mortality

There were 32 infant deaths during the year compared with 18 last year, giving an infant mortality rate of 23.58 as compared with 13.78 the previous year. The infant mortality rate for England and Wales in 1961 was 21.6. The causes of the 32 infant deaths were as follows:—

	<i>Neo-Natal</i>	<i>1 mth-1 yr.</i>	<i>Total</i>
Prematurity (where stated as a cause of death)	13	—	13
Respiratory	1	4	5
Gastro-enteritis	—	1	1
Congenital Defects	6	5	11
Accidental Death	—	1	1
Other Causes	—	1	1
	20	12	32

As already stated, comparison with the previous year in relation to the actual number of infant deaths is not reliable as the very small number of deaths last year was exceptional. A truer comparison is the infant death rate (23.58) with the national rate (21.6). Nevertheless the actual number of deaths for the year is too high and the reason is not far to seek. In 13 cases prematurity contributed to the death of the child and in 11 cases death was due to congenital defects. Thus 24 (75%) of the deaths were attributable to prematurity or congenital deformity, two conditions over which we have very little control. The number of infant deaths each year now depends very largely on the chance frequency of these two conditions. The true incidence of prematurity among the infant deaths is not shown in the above table because, although prematurity was shown as a cause of death in 13 cases, 18 (56%) of the 32 babies were premature, i.e., were under 5½ lbs. weight at birth.

WATER SUPPLY OF THE BOROUGH

Regular samples have been taken throughout the year at the sources providing the town's water supply. These samples are taken by the Public Health Inspectors of the Health Department and submitted for bacteriological and chemical analysis. In addition, one member of the staff is responsible for the sterilizing and testing of the Spa water at the Pump Room and delivering supplies to the Town Hall.

All samples of water supplies, including Spa Waters, are examined by Mr. J. Henderson, Analyst to the Cheltenham and Gloucester Joint Water Board, who has provided the following report showing the number of samples examined bacteriologically and chemically during 1961 with a statement on radioactivity.

CHEMICAL EXAMINATIONS

No. of samples examined.
1960 1961

Cheltenham

Dowdeswell	3	5
Northfield	3	5
Sandford	3	5
Miscellaneous	5	9
						14	24

BACTERIOLOGICAL EXAMINATIONS*No. of Samples examined.*

							1960	1961
Cheltenham								
Dowdeswell Raw	4	1
Dowdeswell Final	11	13
Hewletts Raw	3	5
Hewletts Reservoir	—	23
Northfield	12	13
Sandford	11	13
Swimming Pools	30	40
Miscellaneous	20	37
Spa Waters	18	26
							109	176

No. of Samples examined.

							1960	1961
Tewkesbury								
Raw River Water	160	170
Coagulated water at outlet, from tanks	52	57
Coagulated water above filters	52	58
Filtered water	526	625
Final Chloraminated water	760	757
							1550	1667

With the exception of one Swimming Pool sample, the bacteriological condition of Cheltenham's local potable water supplies and swimming pool waters has been very good.

Investigations were undertaken in respect of pollution of a Boating Lake and of an open reservoir.

The bacteriological condition of the final water going into supply from the Tewkesbury source was good, although the intensity of the bacterial pollution of the River Severn—the source of the supply—showed a marked increase over that of the previous year. In volumes of 0.01 ml. or less coliform organisms were present in 73.4% of the samples examined, contrasted with only 57.5% in 1960. Bact. Coli 1 was confirmed in 52.6% of the samples, as against 43.2% in 1960, and 30.0% in 1959. The problem of sewage pollution of the River Severn—with its concomitant effect on water quality—continues.

RADIOACTIVITY OF WATER SAMPLES AND RAINFALL

Examinations of water samples and rainfall were continued throughout the year. During the first eight months of 1961, the picture remained substantially unchanged with a very low level of natural radioactivity free from man's contribution. By mid-September, however, the effect of the Russian programme of 30 or so nuclear explosions began to be felt. Rainfall showed increasing gross contamination with fission products culminating in a highest-yet activity which was carried down in the snowfall at the year's end, when the debris of the stratosphere reached a level of almost twice that recorded in early 1959.

Since rainfall, and therefore run-off, was subnormal during the months of October and November, the major effect in water supplies—river-derived and reservoirs—was not felt until December and early 1962. Even at these high levels of activity, however, the safety factor still remains satisfactory.

Currently (May, 1962) the recorded diminution of the effect of the Russian programme has been halted by the superimposition of the recent American programme.

SEWERAGE

Sewerage Disposal

Work started on Stage 2 Extensions to the Hayden Sewage Disposal Works, estimated cost including machinery and equipment £456,000.

SWIMMING BATHS

There are two public swimming baths in the town, a covered bath and an open air pool. In both cases the source of the water used for filling is the mains supply and the method of treatment is filtration and automatic chlorination. In the covered bath there is a complete change of water every 4 hours, both in the main pool and the instructional pool. In the open air pool there is a complete change every 6 hours.

Regular samples of water from the swimming baths are submitted for bacteriological examination. They showed that a satisfactory standard had been maintained throughout the year.

MILK (SPECIAL DESIGNATION) REGULATIONS

During 1961, licences to use special designations in relation to milk sold within the Borough, totalled one hundred and nine as follows:—

Designation	Type of Licence		Total
	Pasteurisers	Dealers	
Tuberculin Tested	—	41	41
Pasteurised	1	53	54
Sterilised	—	14	14
TOTALS	1	108	109

Samples are taken fortnightly for analysis and the reports are submitted to the Health Committee.

Very few results during 1961 failed to satisfy the standards of the Ministry of Health.

PREVALENCE AND CONTROL OF INFECTIOUS AND OTHER DISEASES

The following statement shows the corrected numbers of cases notified during 1961. (Tuberculosis is dealt with separately). An analysis of the notifications according to age and sex is set out on page 20.

Erysipelas	5
Dysentery	4
Food Poisoning	3
Measles	516
Meningococcal Infection			1
Pneumonia (all forms)	12
Poliomyelitis (Paralytic)	1
" " (Non-Paralytic)	1
Puerperal Pyrexia	44
Scarlet Fever	14
Whooping Cough	11

NOTES ON INFECTIOUS DISEASES

Apart from the usual outbreak of Measles which caused no fatalities, the incidence of the other infectious diseases is of no special significance. The one case of paralytic poliomyelitis was a missed case in a child who had not been vaccinated. No other cases were reported.

Whooping Cough

There has been a welcome drop in the number of cases from 64 in 1960 to 11 this year. There were no fatal cases. This is due largely to the increasing acceptance of immunisation which reduces not only the incidence but also the severity of the disease.

VENEREAL DISEASES

The following report has been received from A. E. Tinkler, M.A., M.D., D.P.H., Consultant Venereologist, South Western Region Hospital Board.

There has been a very considerable increase in the incidence of venereal diseases in England and Wales since 1955. This is mainly confined to gonorrhoea, which accounts for 90% of all venereal disease in the country, but the number of cases of early syphilis increased by 43% in 1960.

The number of new patients attending the venereal disease clinic at Cheltenham General Hospital remains very small.

TABLE 1. New Cases: All Conditions—Cheltenham 1958—1961.

1958	88
1959	83
1960	94
1961	124

An analysis of these figures shows that syphilis (all stages) remains at a very low level of incidence. Only one case of primary syphilis was seen during 1961. This patient was not a Cheltenham resident and had contracted the disease abroad. Only one case of late syphilis was seen at the clinic during the year. Undoubtedly the most encouraging feature with regard to syphilis is the disappearance of infantile congenital syphilis. No case under the age of one year has been seen at the clinic for many years.

Gonorrhoea

The incidence of gonorrhoea in England and Wales has doubled since 1955. One of the main factors in this increase is the very high incidence amongst male immigrants. This is mainly a problem of the large industrial centres and has not, as yet, affected the Cheltenham figures which remain very low.

TABLE 2. Incidence of Gonorrhoea—Cheltenham 1958-1961.

1958	18
1959	15
1960	13
1961	23

Although the increased incidence has been confined mainly to the large industrial centres of the country this will be followed inevitably by an increase in the less industrialised areas unless effective measures of controlling are exercised. The only means of limiting the spread of these diseases—which is the primary function of the V.D. service—is by prompt treatment of early cases bacteriologically confirmed, and the subsequent tracing and treatment of contacts. The latter is a most important measure of control undertaken in Cheltenham by a Nursing Officer of the local Health Authority co-operating most effectively with the medical staff of the clinic.

The following table gives the number of infectious diseases notified, divided into groups of age and sex.

	Scarlet Fever		Whooping Cough		Acute Poliomyelitis		Measles		Diphtheria	
	M.	F.	M.	F.	Paralytic	Non-Paralytic	M.	F.	M.	F.
Under 1 year	—	—	1	—	—	—	10	10	—	—
1 to 2 years	1	1	1	2	—	—	47	61	—	—
3 to 4 years	1	1	3	1	—	—	74	78	—	—
5 to 9 years	5	5	1	2	—	1	103	111	—	—
10 to 14 years	—	—	—	—	—	—	4	10	—	—
15 to 24 years	—	—	—	—	—	—	—	1	—	—
25 years and over	—	—	—	—	—	—	2	2	—	—
Age unknown	—	—	—	—	—	—	—	3	—	—
Total (all ages)	7	7	6	5	1	1	240	276	—	—
	Acute Pneumonia		Dysentery		Smallpox		Acute Encephalitis		Enteric or Typhoid Fever	
	M.	F.	M.	F.	M.	F.	Infective	Post-infectious	M.	F.
Under 5 years	—	2	—	—	—	—	—	—	—	—
5 to 14 years	—	—	2	—	—	—	—	—	—	—
15 to 44 years	—	1	1	1	—	—	—	—	—	—
45 to 64 years	1	2	—	—	—	—	—	—	—	—
65 years and over	1	4	—	—	—	—	—	—	—	—
Age unknown	—	1	—	—	—	—	—	—	—	—
Total (all ages)	2	10	3	1	—	—	—	—	—	—
	Erysipelas		Meningococcal infection		Puerperal Pyrexia		Ophthalmia neonatorum		Malaria	
	M.	F.	M.	F.	M.	F.	M.	F.	M.	F.
Under 5 years	—	—	—	—	—	—	—	—	—	—
5 to 14 years	—	—	—	—	—	—	—	—	—	—
15 to 44 years	1	—	1	—	44	—	—	—	—	—
45 to 64 years	1	3	—	—	—	—	—	—	—	2
65 years and over	—	—	—	—	—	—	—	—	—	1
Age unknown	—	—	—	—	—	—	—	—	—	—
Total (all ages)	2	3	1	—	44	—	—	—	—	3
	Paratyphoid Fevers		Food Poisoning							
	M.	F.	M.	F.						
Under 5 years	—	—	—	—						
5 to 14 years	—	—	—	—						
15 to 44 years	—	—	—	—						
45 to 64 years	—	—	—	—						
65 years and over	—	—	—	—						
Age unknown	—	—	—	—						
Total (all ages)	—	—	—	—						

NOTIFICATIONS OF INFECTIOUS DISEASES 10 YEAR PERIOD 1952-61 INCLUSIVE

Year	Malaria	Smallpox	Scarlet Fever	Diphtheria	Typhoid Fever	Puerperal Pyrexia	Pneumonia	Polio myelitis		Erysipelas	Meningococcal Meningitis	Ophthalmia Neonatorum	Dysentery	Food Poisoning	Acute Encephalitis		Measles	Whooping Cough	Tuberculosis	
								P	NP						I.	P.			Pulmonary	Other
1952	—	—	25	1	—	16	47	2	3	5	—	—	5	3	—	—	1108	149	38	9
1953	1	—	87	—	—	18	68	1	1	6	2	2	3	11	—	1	376	283	40	7
1954	—	—	61	—	—	26	32	17	12	5	2	1	5	14	—	—	530	145	53	4
1955	—	—	107	—	—	54	36	7	5	4	1	6	6	14	—	—	797	109	46	7
1956	1	—	50	—	—	44	46	—	1	5	4	1	12	1	—	—	545	148	34	8
1957	—	—	35	—	—	80	43	6	3	7	1	1	1	33	—	—	739	70	29	8
1958	—	—	33	—	—	62	35	—	2	3	5	5	6	16	2	—	499	143	36	7
1959	—	—	32	—	2	66	37	—	—	—	3	—	19	6	—	—	764	10	31	4
1960	—	—	30	—	1	44	23	—	—	3	2	—	10	10	—	—	622	64	30	5
1961	—	—	14	—	—	44	12	1	1	5	1	—	4	3	—	—	516	11	19	1

P=Paralytic
NP=Non-Paralytic

I = Infective
P = Post-Infectious

ANNUAL RETURN OF FOOD POISONING NOTIFICATIONS

There were 3 Food Poisoning notifications during the year. All cases were of the Salmonella type (typhi murium).

PUBLIC HEALTH (TUBERCULOSIS) REGULATIONS, 1952

Part I Summary of notifications of Tuberculosis during the period from the 1st January, 1961 to the 31st December, 1961.

	Formal Notifications													
	Number of Primary Notifications of new cases of Tuberculosis													
Age Periods	0-	1-	2-	5-	10-	15-	20-	25-	35-	45-	55-	65-	75-	Total all ages
Respiratory, Males	—	—	—	—	—	—	—	1	1	4	4	2	1	13
Respiratory, Females	—	—	1	—	2	1	—	1	—	1	—	—	—	6
Non-respiratory, Males	—	—	—	—	—	—	—	—	—	—	—	—	—	—
Non-respiratory, Females	—	—	—	—	—	—	—	—	1	—	—	—	—	1

Part II Deaths from Tuberculosis during the above-mentioned period.

Age Periods	Number of cases in age groups													Total all ages
	0-	1-	2-	5-	10-	15-	20-	25-	35-	45-	55-	65-	75-	
Respiratory, Males	—	—	—	—	—	—	—	—	—	—	1	2	1	4
Respiratory, Females	—	—	—	—	—	—	—	—	—	—	—	—	—	—
Non-respiratory, Males	—	—	—	—	—	—	—	—	—	—	—	—	—	—
Non-respiratory, Females	—	—	—	—	—	—	—	—	—	—	—	—	—	—

As will be seen from the above figures only 20 new cases of tuberculosis were notified throughout the year. There were 35 the previous year. Along with this falling incidence of the disease, the death rate continues to remain well below the average for the rest of the country. There were four deaths from the disease, all in patients over 55 years of age.

Death Rates

The Tuberculosis death rates for Cheltenham during 1961 were as follows:—

Pulmonary Tuberculosis		0.05	} Per 1,000 of Population
Non-Pulmonary Tuberculosis		0.00	
Total		0.05	
Comparative Figures	England and Wales	Total	0.07

The following report has been received from Dr. F. J. D. Knights, M.D., M.R.C.P., Senior Chest Physician, North Gloucestershire Clinical Area :—

Tuberculosis in Cheltenham Borough, 1961

During the year, 21 new cases of tuberculosis were handled in the Chest Clinic service, 4 of these were primary tuberculosis, and 17 were phthisis. Of the cases of phthisis 6 were advanced, 10 moderately advanced and 1 was minimal disease.

Thirteen of the cases were referred from general practitioners, 5 from other hospital departments, 2 were in-transfers from other areas and 1 was discovered by Mass Radiography.

Contact Examinations arising from cases notified during 1961

The average number of contacts listed per case was 4.3, and the overall attendance was 90%. No case of significance was discovered.

Of the 19 children examined as contacts 7 were tuberculin positive and 2 had had B.C.G. vaccination at school; 9 were successfully B.C.G. vaccinated and 1 defaulted.

Register of Notified Persons suffering from Tuberculosis.

Survey work is still continuing with regard to the Cheltenham Register and the figures now stand as follows:—

RED (Markedly infectious)	26
YELLOW (Potentially infectious)	71
GREEN (non-infectious)	156
Unknown	2
				<hr/> 255 <hr/>

Of the 26 REDS, 17 are chronically infectious cases, 3 of these are non co-operative and a 4th is psychotic; 5 are known to be harbouring tubercle bacilli resistant to one or more of the main drugs.

HOUSING

Regular visits were made with members of the Public Health Committee to houses considered unfit for human habitation and appropriate recommendations made to the Housing Committee.

The following is the number of cases dealt with during the year :—

Number of cases rehoused because of Tuberculosis 3 (2)

Number of cases rehoused from houses on which a Demolition or Closing Order was operative ... 40 (69)

The 1960 figures are shown in brackets.

REGISTRATION AND INSPECTION OF NURSING HOMES.

SECTIONS 187-194. PUBLIC HEALTH ACT, 1936.

At the commencement of 1961 there were 9 Nursing Homes on the Register.

The total number of beds available at the end of the year was 86, classified as follows :—

	Number of Homes	Number of beds provided for		
		Maternity	Others	Totals
Homes first registered during the year.	—	—	—	—
Homes whose registrations were withdrawn during the year.	1	—	14	14
Homes on the register at the end of the year.	8	—	86	86

Private Nursing Homes in Cheltenham still provide a most valuable addition to the accommodation available for sick persons.

Many of the homes provide mainly for old persons and help in no small way to solve a problem which yearly becomes more difficult.

Visits were paid to all Nursing Homes on two or more occasions during the year.

MEDICAL EXAMINATIONS

The following examinations for the purpose of employment were carried out during the year :—

<i>Purpose of Examinations</i>	<i>Numbers Examined</i>	
	<i>Borough</i>	<i>County</i>
Superannuation Act, 1937 and 1953 and National Health Service (Superannuation)	128	104
Candidates for admission to Teachers Training College	—	50
Candidates for Employment as Teachers	—	4
On behalf of other Authorities	—	—
	128	158

Total examinations **286**

Total examinations carried out during 1960 amounted to 262.

SECTION II

National Health Services Act 1946

PERSONAL HEALTH SERVICES

WELFARE AND HEALTH COMMITTEE 1961

Alderman A. J. BETTRIDGE (*Chairman*)Councillor C. W. A. FOSTER (*Vice-Chairman*)

Councillor J. A. ASTON	Councillor Miss M. N. P. DENT
Councillor C. BARLOW	Councillor C. H. MARKHAM, O.B.E.
Councillor R. F. BROOKES	Alderman A. W. MANN
Alderman Miss F. L. CARTER	Councillor T. E. PARKER

CO-OPTED MEMBERS

Mrs. G. MELLERSH	Mrs. D. M. MANN
Mrs. J. RAWLINGS	Mr. A. F. NUTTER

WELFARE AND HEALTH STAFF

Medical Officer of Health	T. O. P. D. Lawson, M.D., D.R.C.O.G., D.P.H.
Deputy Medical Officer of Health	P. M. Lambert, M.B., Ch.B., D.P.H.
Senior Health Visitor	Miss E. M. Tatlow, S.R.N., S.C.M., D.N.
Health Visitors	9 in number
Home Help Organiser	Miss M. Langford
Assistant Home Help Organiser	Mrs. E. Storr
	80 Home Helps
Cheltenham Nursing Association:	
Superintendent	Miss D. E. Tate, S.R.N., S.C.M., Q.N.S.
Assistant Superintendent	Mrs. P. Huxford, S.R.N., S.C.M., Q.N.S.
	6 Midwives
	20 District Nurses
	5 Part-Time Nurses
Day Nurseries	
Whaddon Road	Miss E. J. Pugh (Matron) N.S.C.N. 6 Staff 6 Student Nurses
Swindon Road	Miss M. Lee (Matron) N.N.E.B. 6 Staff 6 Student Nurses
Eildon Training Centre:	
Supervisor	Mrs. I. Halsall 10 Staff
Health Centre:	2 Nurses 3 Clerks
Welfare Foods Centre:	2 Part-Time Clerks
Senior Mental Welfare Officer:	Mr. G. H. Watts
Home Teacher for the Blind:	Miss V. M. Brain
Administrative Staff:	
Chief Clerk	Mr. W. H. G. Meakins
Clerical Staff	Miss G. Kear Mrs. M. McCabe Mrs. P. Butfield Mrs. E. Hunt Miss S. M. Davis

SECTION 21**Health Centres**

The Health Centre continues to provide general medical services for a population of nearly 20,000 people on the Hesters Way Estate and surrounding area. The number of people making use of the Centre increases each year and plans have been approved for the provision of additional accommodation which should be provided next year. The following is a summary of attendances for the year made under the various services:—

General Practitioner Consultations	Treatment and Casualties	Child Welfare	Ante and Post Natal	Total
17438	3597	4620	1042	26697

SECTION 22**Care of Mothers and Young Children****Child Welfare Centres**

These are held weekly throughout the town as follows:—

St. Paul's Hall, Swindon Road	Tuesday
Hesters Way Health Centre	Tuesday and Thursday
Bethesda Church Hall	Wednesday
Highbury Church Hall	Tuesday
Leckhampton Church Hall	Friday
Gloucester Road Methodist Sunday School	Wednesday

In addition, a mobile Child Welfare Centre attends fortnightly at St. Thomas' Hall on the Alma Road Estate. Toddlers clinics for older children are held separately or in conjunction with these Centres.

Records of attendances are as follows:—

No. of Centres provided	7
No. of Sessions held per month	33
No. of children aged under 1 year who attended a Centre for the first time	1457
Total No. of children who attended a Centre during the year	3126
Total attendances made:—	
Children under 1 year	11,402
Children 1 to 5 years	6,431

At all centres certain proprietary brands of dried milk and other proprietary food supplements at near cost price are available.

All these child welfare clinics are conducted by a voluntary committee of ladies who do splendid work throughout the year and are responsible for the efficient running of one of our most important health services. The increasing attendances at these clinics is a tribute to their work. It has not yet been possible to find permanent clinic accommodation on the Alma Road Estate.

Welfare Food Centre

The Health Department undertakes the distribution of various welfare foods and diet supplements provided by the Ministry of Health. The distribution of welfare foods is carried out from the Welfare Food Centre in Clarence Street and from Child Welfare Centres in various parts of the Borough.

From 1st June, 1961, vitamin supplements supplied through the Welfare Foods Service were to be sold, without the use of tokens, at prices which cover their cost to the Government. The prices to be charged were as follows:—

Concentrated orange juice, 1s. 6d. for a 6 oz. bottle.
Cod liver oil, 1s. 0d. for a 6 oz. bottle.
Vitamin A and D tablets, 6d. for a packet of 45.

The amounts distributed during 1961 were as follows:—

National Dried Milk—tins	27,422
Orange Juice—bottles	31,275
Cod Liver Oil—bottles	3,258
Vitamin Tablets—packets	3,569

Womens Welfare Clinic

A special clinic to which patients are sent on medical grounds for advice on family planning is held at the School Clinic, Royal Well Road on the 1st and 3rd Thursday in each month. Plans have been approved by the Welfare and Health Committee to amalgamate this clinic with the Family Planning Clinic, which has been held on the same premises for a number of years. As from 1st January, 1962 the Committee of the Cheltenham Family Planning Association will act as the Council's agents in providing this service on terms and conditions already agreed by Council.

Care of the Unmarried Mother and Child

Arrangements for the care of the unmarried mother are provided on behalf of the Council by the Diocesan Moral Welfare Association. This service is grant-aided by the Council. The number of cases dealt with in Cheltenham during the year was 98. There were 94 illegitimate births out of a total of 1,357 births, a percentage illegitimate birth rate of 6.9 per cent compared with 7.2 per cent in 1960.

St. Catherine's Home in Cheltenham provides accommodation for the admission of unmarried mothers but they are also admitted to similar homes run by the Diocesan Moral Welfare Association in other parts of the country.

Dental Treatment for Expectant and Nursing Mothers

We have been very pleased to welcome Mr. J. S. Maclachlan, L.D.S., our new Area Dental Officer. He has provided the following report which shows the keen interest he has already taken and the results achieved in the short time he has been with us.

A. NUMBERS PROVIDED WITH DENTAL CARE

(Figures for 1960 in parentheses)

(1)	Examined (2)	Needing Treatment (3)	Treated (4)	Made Dentally Fit (5)
Expectant and Nursing Mothers	122 (40)	103 (38)	86 (38)	43 (6)
Children under Five	151 (62)	94 (58)	89 (58)	21 (0)

B. FORMS OF DENTAL TREATMENT PROVIDED

(1)	Scalings and gum Treatment (2)	Fillings (3)	Silver Nitrate Treat- ment (4)	Crowns or Inlays (5)	Extrac- tions (6)	General Anaesthetics (7)
Mothers	4 (3)	87 (15)	0 (0)	0 (0)	170 (122)	31 (28)
Children	0 (0)	52 (0)	4 (0)	0 (0)	159 (114)	68 (85)

Dentures Provided		Radiographs (10)
Full Upper or Lower (8)	Partial Upper or Lower (9)	
8 (10)	22 (8)	28 (6)

Due to the resignation of Mr. Lane, Mr. McCarthy had to bear the whole responsibility of providing dental care for the Priority Classes between the beginning of December, 1960 and 1st May, 1961. During the year the equivalent of 53 sessions were spent on the inspection and treatment of expectant and nursing mothers and of pre-school children.

Throughout the country the dental profession is becoming more and more concerned over the increasing amount of dental decay in the mouths of children under school age. As it seems probable that this increase in dental caries stems largely from lack of knowledge on the part of parents as to correct dietary and oral hygiene habits, every effort is being made to publicise the fact that dental decay is largely a preventable disease and that, by attention to a few simple rules, it may be greatly reduced if not entirely eliminated.

To this end, talks on diet and oral hygiene are being given to expectant mothers at the Maternity Hospital by members of the Gloucestershire County Dental Health Education Staff; Welfare Centres and Toddlers Clinics are being visited to advise parents on the care of their own and their children's teeth.

Inspection and Treatment

Previously, Expectant and Nursing Mothers have been referred to the Dental Clinic by Doctors, Midwives and Health Visitors, but, although this is still the practice, it was found that in 1960 the number of such patients had dropped considerably. It was felt that this reduction in numbers attending the clinic might not be due so much to the fact that those entitled to it were receiving it elsewhere as to the fact that they were either unaware of its necessity or of it being available. Accordingly, in September, 1961, visits to Welfare Centres and Toddlers Clinics were made by Dental Officers who inspected teeth and made appointments for any necessary treatment. In addition, monthly visits to ante-natal clinics at the Maternity Hospital were made for the same purpose. Although this experiment was not started until fairly late in the year, it will be seen from the annual figures that considerably more patients have been inspected and treated in 1961 than in 1960.

The poor state of the teeth of the pre-school children is emphasised by the treatment figures. The rate of fillings per hundred children treated is 58, while the rate of extractions per hundred children treated is 178. This high rate for extractions underlines the urgency of the need for more dental health education to be provided for the Priority Classes.

Orthopaedic Clinic

An Orthopaedic Clinic is held on three occasions each month where children under five years can have postural and other defects remedied. Two sessions are held in the same premises as the School Physiotherapy Clinic and the third at the Health Centre.

Care of Premature Infants

A premature infant is defined as one weighing $5\frac{1}{2}$ lbs. or less at birth. While some of these infants require expert care, many though small, are healthy and require little more than normal care and management. Others are so small that they have little chance of survival in spite of specialised treatment.

Many babies in the middle range of prematurity or above, have every chance of developing into normal healthy babies although they do require extra care and attention. Many of these babies are successfully cared for at home under special arrangements for the domiciliary care of the premature baby. Midwives have been specially trained for this work and special equipment is kept at Ambulance Headquarters ready for delivery to the home. Twenty-one premature babies were treated at home during the year under these arrangements and all did well.

There are, of course, some babies born so prematurely that they require much more specialised care than could be provided in the home and they are admitted to the Maternity Hospital where the necessary skilled care and equipment is available.

Premature live births and still births notified during the 12 months under review were as follows:—

No. of Premature Live Births notified:—

(a) In hospital	86
(b) At home	21

No. of Premature Still Births notified:—

(a) In hospital	10
(b) At home	—

The following table shows in more detail the distribution of premature babies born during the year by weight and survival rate:—

PREMATURE LIVE BIRTHS									
Weight at Birth	Born in Hospital			Born and nursed at home			Born at home and transferred to Hospital before 28 days		
	Total	Died in 24 hrs.	Survived 28 days	Total	Died in 24 hrs.	Survived 28 days	Total	Died in 24 hrs.	Survived 28 days
3 lbs 4 oz or less	8	4	2	1	1	—	—	—	—
Over 3 lbs 4 oz up to 4 lbs 6 oz	19	2	15	—	—	—	1	—	1
Over 4 lbs 6 oz up to 4 lbs 15 oz	25	2	22	3	—	2	2	—	2
Over 4 lbs 15 oz to 5 lbs 8 oz	34	—	34	14	—	14	—	—	—
TOTALS	86	8	73	18	1	16	3	—	3

The total of 107 premature babies born during the year represents 7.9 per cent of the number of births, a rather high percentage, and reference has already been made to its influence on the infant mortality rate. Nearly half of these babies were under 5 lbs. in weight at birth. Similarly over half (18) of the infant deaths were in premature babies, although 9 of them were so small (under 3½ lbs.) that survival was not very likely. Of the 107 premature babies all but 18 received specialist care in hospital. Of the 18 born and nursed at home only one under 3½ lbs. died, but most of them were between 5 and 5½ lbs. in weight at birth. It is of interest to note that 9 of the 18 premature infants who died failed to survive for 24 hours which demonstrates the importance of specialist hospital care immediately after birth as the only chance of saving some of these very small babies.

Notification of Births

The following table shows the actual number of births notified in Cheltenham during the period 1st January to 31st December, 1961, and the number is adjusted by any notifications transferred in or out of the Area:—

(1)	Live Births		Still Births		Total	
	Actual	Adjusted	Actual	Adjusted	Actual	Adjusted
	(2)	(3)	(4)	(5)	(6)	(7)
(a) Domiciliary	557	554	—	—	557	554
(b) Institutional	1326	837	29	14	1355	851

Day Nurseries

There are two Day Nurseries in the town and both are well attended. Each nursery has places for 40 children. Admission is on priority grounds only, but if vacancies are available children in the non-priority class can be accepted on payment. This only rarely occurs, in fact, plans have already been approved for the extension of the Whaddon Day Nursery to cope with the large demand for places among the priority group.

The following table shows children on register and average daily attendances at the Nurseries during the year.

	Number of approved places		Number of children on the register at the end of the year		Average daily attendance during the year	
	under 2 yrs.	over 2 yrs.	under 2 yrs.	over 2 yrs.	under 2 yrs.	over 2 yrs.
Swindon Road Day Nursery	15	25	11	30	10	26
Whaddon Road Day Nursery	15	25	13	29	12	25

Nurseries and Child Minder Regulations Act, 1948

There have been a few changes in the Child Minders registered during the year, some additions approved by the Welfare and Health Committee and some cancellations. On December 31st, 1961 there were 9 child minders registered with the Borough in accordance with the above regulations to look after a total of 59 children.

National Society for the Prevention of Cruelty to Children

Very close co-operation is maintained between the Health Department and Inspector Hammer of the N.S.P.C.C. Frequent joint visits are made to homes, either on the initiative of Inspector Hammer or the Health Department and these visits are of mutual benefit. I would like to record my appreciation of the many instances in which Inspector Hammer has given valuable assistance both to the Health Department and the School Health Service in the welfare of children.

Inspector Hammer and the Medical Officer of Health attend the Joint Committee of Officers concerned with problem families where Cheltenham cases are discussed and appropriate measures taken following joint consultation.

SECTION 23

Midwifery Services

Ante-Natal Clinics

Ante-Natal Clinics are held at the Cheltenham Maternity Hospital and Hesters Way Health Centre. At the Health Centre the clinics are run by family doctors and midwives. At the Maternity Hospital, hospital medical staff, family doctors and midwives are in attendance. At both clinics, health education activities are run by our health visitors who give talks or individual instruction to expectant mothers. Also at both clinics relaxation classes are held and are conducted by a qualified physiotherapist.

Maternity beds for hospital confinement are allocated for medical and social reasons. Roughly 60 per cent of confinements are institutional and 40 per cent domiciliary. Each applicant is visited by a health visitor who makes an assessment of the need for institutional confinement in all cases where the reason for the application is other than medical. All institutional confinements take place at the Maternity Hospital or the Victoria Home, but occasionally when accommodation is over-booked some cases are transferred to the Cirencester or Stroud Maternity Hospitals.

Owing to the increase in attendances at the Hospital Clinics additional sessions have been arranged. Also structural alterations have been made to the clinic premises allowing more accommodation for patients. These changes have resulted in an overall improvement with a reduction in waiting time for those attending, and less pressure on the staff. They are in keeping with the suggestions made in Ministry of Health Circular 13/61, "Human Relations in Obstetrics."

Records of attendances of ante-natal and post-natal clinics for the year were as follows:—

Ante-natal Clinics

No. of Ante-natal Clinics provided	2
No. of sessions held per month	9
New cases attending	662
Total cases attending	944
Total attendances made	1,379

Post-natal Clinics

No. of Post-natal Clinics provided	1
No. of sessions held per month	1
New cases attending	22
Total cases attending	27
Total attendances made	27

Domiciliary Midwifery

The Midwifery Service in Cheltenham is based at the Victoria Home in charge of a Superintendent and an establishment of seven domiciliary midwives. The service is provided by the Cheltenham District Nurses Association on behalf of the Council. The service is administered by an Executive Committee on which the Borough Council has six representatives.

The following is a summary of the work of the Domiciliary Midwifery Service for 1961:—

Number of deliveries attended by Midwives

Doctor booked and present at time of delivery	45
Doctor booked and not present at time of delivery	508
Total number of deliveries	553
Number of cases in which gas and air analgesia was administered	214
Number of cases in which Pethidine was administered	181

Number of cases in which Trilene was administered	...	254
Number of Ante-Natal visits	3,647
Number of Post-Natal visits	—
Number of attendances at Ante-Natal Clinics	258
Number of cases attended on discharge from Hospital		
before 10th day	679

Midwives

At the end of the year we had six full-time midwives on the staff, one short of our establishment of seven, but this does not present the true picture. We know that impending resignations will reduce the midwifery staff to five, possibly four midwives early in 1962, with little prospect of replacements. There is an acute shortage of domiciliary midwives throughout the country and at the same time a rising birth rate. In Cheltenham the birth rate increases every year. About 40 per cent of babies are born at home every year and 60 per cent in hospital or maternity home, and this is a fairly constant proportion. Therefore a decreasing number of midwives are taking on an increasing number of domiciliary confinements each year, which can only result in gross overworking of our remaining staff. However, every effort will be made to recruit more midwives in 1962, if necessary on a part-time basis although this is not a satisfactory solution to the problem.

SECTION 24

Health Visitors

Since the Scheme of Delegation came into operation on 1st April, 1960, the Health Visitors have taken on both Health and Welfare functions and the staff has been increased by one additional Health Visitor making a total of 1 senior Health Visitor and 9 Health Visitors.

Six are based on the Health Department, two at the Health Centre, Hesters Way, and one at the Ante-Natal Clinic.

In addition to their visits to mothers and young children and expectant mothers, Health Visitors now visit old people requiring care and attention in their own homes. The rising birth rate, already referred to, adds to their work each year as does the increasing population of old people. There has therefore been an appreciable increase in the domiciliary duties of the Health Visitors and one aspect of this work not often appreciated is the increasing number of evening visits where both parents are working during the day. It may be necessary in the near future to appoint a Health Visitor to be employed full time in the care of old people.

The following is a summary of the work done by the Health Visitors during the year:—

Number of children visited during the year	5,465
First visits to infants under 1 year of age	1,422
Total visits to infants under 1 year of age	5,303
Visits to children aged 1-5 years	7,309
Visits to Expectant Mothers	699
Tuberculosis Visits	377
Investigations of Social Conditions for Hospitals, Visits		
to sick persons, old people, etc.	1,184
Total number of families or households visited	4,990
Number of attendances by Health Visitors at Clinic		
Sessions	783

SECTION 25

Home Nursing

The Home Nursing Service is based on Victoria Home and comprises a Superintendent with 20 full-time and 5 part-time Home Nurses. These numbers include 3 full-time male nurses and one full-time nurse who is responsible for the domiciliary nursing care of children. The male nurses and the Children's nurse cover the whole town, but the other nurses work in specified districts. Nursing duties include all illnesses occurring in the home and also the care of patients discharged from hospital. Much time is taken up with the nursing care of the elderly, many of whom would have to be admitted to hospital but for the domiciliary care provided by the Family Doctor, the Home Nurse and the Home Help, with the very useful addition of the Meals on Wheels Service provided by the Womens Voluntary Organisation.

The number of visits paid by home nurses have tended to fall in recent years, but there has been no lessening of the demand for nurses in the home, especially for the care of the aged. The decrease in the number of visits over the last few years corresponds almost entirely with the fall in the number of injections given. Antibiotic and some other drugs no longer require to be given twice daily by injection. In most cases one injection daily suffices and in others the injection can be spaced at longer intervals. This has happily led to an appreciable fall in the number of visits required per patient and although the increase in other types of nursing attention does not completely balance the decrease, the nurses on the whole now have more time to spend with their patients.

During the year with the approval of the County Nursing Association and the County Council, we increased the car establishment by six cars. This has resulted in considerable improvement in working conditions, especially during the winter months and also in a reduction in the establishment by one full time nurse.

Work carried out during the year is shown in the following table:—

Summary of Work of Home Nurses

Number of cases on books, 1st January, 1961	381
Number of new cases nursed during year:—			
Medical	1,196
Surgical	167
Tuberculosis	1
Maternal Complications	7
Miscarriage or Abortions	128
Infectious Diseases	—
			<hr/> 1,499 <hr/>

Number of cases on books, 31st December, 1961	...	344
Number of visits paid by nurses:—		
General Nursing	54,759
Tuberculosis	7
Maternity	60
Infectious Diseases	—
Others	786
		<hr/> 55,612 <hr/>

SECTION 26

Vaccination and Immunisation

This is a service on which no Health Authority can afford to relax. In the early days we were concerned only with Smallpox Vaccination and Diphtheria Immunisation. The full list of diseases for which safe and effective protection is now available is Smallpox, Diphtheria, Whooping Cough, Tuberculosis, Poliomyelitis and Tetanus. A programme of properly spaced injections for protection against these diseases has had to be formulated so that all are available to every child at the right time. This work has in fact become one of the most important of the Public Health Services, demanding skilled medical nursing and clerical attention and it must continue to remain so if we wish to see the community free of all these diseases.

Vaccination against Smallpox

The number of children under one year vaccinated against smallpox (746) shows a further welcome increase over last year's figure (621). This represents 55 per cent of the children born during the year and although not high enough, has been increasing every year for several years past. Efforts are being made continuously through our health education services to persuade mothers to take their children for vaccination to their family doctor or to one of our infant welfare clinics.

Vaccination against Diphtheria, Whooping Cough and Tetanus

With the introduction of a combined vaccine for Diphtheria, Whooping Cough and Tetanus our vaccination programme has been somewhat simplified, and the number of injections per child reduced.

The following figures show the number of completed courses carried out during the year and the number of booster doses.

Complete Courses.

	<i>Diph.</i>	<i>Diph./</i> <i>Whooping Cough</i>	<i>Diph./Tet.</i>	<i>Diph./</i> <i>Whoop./Tet.</i>	<i>Total</i>
L.A.	114	—	51	552	717
P.Ps.	76	175	—	647	898
	<hr/> 190	<hr/> 175	<hr/> 51	<hr/> 1,199	<hr/> 1,615
Boosters.					
L.A.	1,989	—	—	128	2,117
P.Ps.	117	69	—	43	229
	<hr/> 2,106	<hr/> 69	<hr/> —	<hr/> 171	<hr/> 2,346

(L.A. = Local Authority. P.Ps = Private Practitioners).

Vaccination against Poliomyelitis

Vaccination against Poliomyelitis has continued throughout the year and the age groups of the population eligible continue to be extended, but by far the greatest response is from parents with young children. This is as it should be, but many more young adults would be well advised to accept vaccination.

Since poliomyelitis vaccination started in 1956, up to 31st December, 1961, 25,215 children and young persons have received two injections of the vaccine. In addition, a total of 20,768 have had third injections and 2,314 children between 5 and 12 years of age have had fourth injections. For part of the year fourth injections had to be postponed because of the shortage of vaccine.

The following table shows the results of the poliomyelitis vaccination programme to date.

	2nd Injection	3rd Injection	4th Injection	No. of applicants awaiting 1st Injection at end of year
A. Children and young persons born in years 1943 to 1961	1,639	} 3,171	} 2,314	150
B. Young persons born in 1933 to 1942	578			10
C. Persons born before 1933 who have not passed their 40th birthday	1,491			16
D. Total A-C	3,708	3,171	2,314	176

Only two cases of the disease, one paralytic, were notified in the town during the year but there were no further cases, probably due to the high protection rate among children. This we must endeavour with the co-operation of parents, to maintain and increase, until the disease has completely disappeared from the community.

Plans are now well advanced for the introduction of the Sabin (oral) vaccine which we hope will encourage larger numbers to accept protection. It will not only be much simpler to administer but is also equally safe and more effective in its action.

SECTION 28

Prevention of Illness, Care and After-Care

Tuberculosis

All new notifications of cases of Tuberculosis are sent through the Health Department to the Health Visitors who visit the family for the purpose of giving advice and tracing contacts who are referred for chest X-ray. They also visit patients who are being nursed at home or who have been discharged from hospital. A total of 377 visits were made during the year.

At 31st December, 1961, 28 persons suffering from Tuberculosis were receiving free milk, which is granted in all cases where the income falls below a fixed minimum. Apart from other benefits received from National sources, these patients receive considerable help from the Cheltenham Tuberculosis Care Committee. This is a voluntary organisation which raises its own funds and makes financial grants in needy cases. The Borough's Health and Welfare Services Committee is represented on the Tuberculosis Care Committee, and both the Medical Officer of Health and the Health Visitors attend so that it is known from personal experience what a worthwhile job this Committee is doing with the limited funds available and how many tuberculosis patients have received substantial benefits. This Committee deserve every encouragement and the gratitude of the community.

General

The general work of the Health Department in the prevention of illness, care and after-care, although a delegated function under the new scheme, is very much a joint effort between our own staff, Health Visitors, Home Helps, District Nurses, etc., and other bodies, such as the National Assistance Board, Women's Voluntary Service, Red Cross, the County Welfare Department and the Tuberculosis Care Committee already mentioned. The Hospital Authority and the family doctors are very closely associated in this work, especially as it concerns the care of patients discharged from hospital and the welfare of old people, and altogether it is this co-operative effort which achieves results. Cheltenham is also very fortunate in the amount of voluntary effort put into this work. I need only mention the Local Spastics Committee who run their own excellent school for spastic children, the Cheltenham Branch of the Infantile Paralysis Fellowship, the Cripples Aid Committee, the Muscular Dystrophy Group, and the well-known and greatly appreciated work done by the Committee who arrange for the weekly swimming sessions for handicapped persons at Alstone Baths. The latest venture, the opening of a Cheshire Home in the town, is already doing wonderful work.

Sick room equipment is available on loan when required for patients being nursed at home. Large items, such as wheel chairs, etc., can be obtained from the Red Cross at a small charge.

Chiropody Service

This service is provided on behalf of the Borough Council by the Cheltenham Old Peoples Welfare Association. Owing to the shortage of qualified Chiropodists the service is only available for priority cases: viz. old people, expectant mothers and the physically handicapped, but even with this restriction there is always a long waiting list of old people. It has not been possible to obtain the services of a sufficient number of suitably qualified chiropodists to cope adequately with the demand. The majority of Health Authorities are finding the same difficulty in recruiting chiropodists.

Owing to the shortage of chiropodists there is no longer a domiciliary service, but with the co-operation of the ambulance service, transport is provided when recommended by the patient's doctor.

The following is a summary of the work carried out during the year:—

Cases on the waiting list at 1st January, 1961	102
Cases on the waiting list at 31st December, 1961	17
Cases seen by chiropodists	445
Appointments not kept by patients	80
Sessions during year	75
Chiropodists employed	3
Sessions per month—1st January, 1961—30th April, 1961	5
1st May, 1961—2nd July, 1961	6
3rd July, 1961—31st December, 1961	7

SECTION 29

Home Help Service

The demand for this service continues to grow and additional home helps were recruited during the year. As before, the greatest demand continues to come from the aged and chronic sick, and many of these require continual assistance over long periods. General sickness makes the next largest call on the service but we can expect an increase in maternity cases with the steadily increasing birth rate. There is still quite a small demand for the night sitter service.

There are still occasions when we cannot meet all demands on the service either because of a shortage of home helps or because of priority calls, but the majority of reasonable demands are met promptly.

Some 80 Home Helps are now working in the town under the supervision of the Home Help Organiser.

The following is a summary of the work done during the year.—

	Mater- nity	Chronic Sick and Old Age	General Sickness	Tuber- culosis	Night Sitters	Total
No. of cases being assisted 1st January, 1961	3	229	14	2	—	248
No. of applications received during year	201	402	370	2	14	989
No. of new cases	174	161	211	—	8	554
Total number of cases assisted in 1961	177	390	225	2	8	802
No. of cases being assisted at the end of 1961	8	234	17	2	—	261

MENTAL HEALTH

Mental Health Act 1959

The new terminology of Mental Health is now used by all medical and lay officers, but it is still necessary at times to relate to the old terms in explaining problems to parents and other agencies who are not in daily contact with the modern mental health service.

Generally, the Act has introduced few serious problems. Although general medical practitioners and relatives of patients have added responsibilities, the experience and knowledge of the Mental Welfare Officer is used just as widely as before.

A continuous 24 hourly service is provided for the Borough to deal with emergency calls; such calls are covered by a rota system in conjunction with other Mental Welfare Officers in the County.

Staff

Staff employed at 31st December, 1961

Senior Mental Welfare Officers	1
Trainee Welfare Assistants	1
Training Centre Supervisors	1
Training Centre Assistant Supervisors	9
Nursery Attendants	1
Part-time staff, Clerical Duties,				
Dinner Attendants or Transport Guides	9

Work in the Community

The Consultant Psychiatrist attends the General Hospital, Cheltenham, twice weekly.

There is close co-operation between the Hospital and the Local Authority Mental Health Services. This co-operation has often been the means of treating patients in the community who would have otherwise required hospital care.

After-care visits at the special request of the Consultant Psychiatrists continue for patients discharged from Hospital. These patients often require very frequent visits during the period immediately after their discharge and continue until considered satisfactory by the Consultant concerned.

Hospital Admissions and Discharges

During the year, the Mental Welfare Officer was directly concerned with the admission of 81 mentally ill patients under the Mental Health Act 1959.

Informal	(Section 5)	17
Observation	(Section 25)	40
Treatment	(Section 26)	2
Emergency	(Section 29)	22

Total 81

All patients from the area of this authority are admitted to Horton Road and Coney Hill Hospitals, Gloucester.

Number of Mentally ill patients receiving regular visits by the Mental Welfare Officer	18
Number of Mentally ill patients referred during the year	23
Number of subnormal and severely subnormal patients referred during the year	15

Mental Subnormality

Admission to Hospitals—The following table shows the number of admissions of subnormal and severely subnormal patients to hospital;

<i>Hospital</i>	<i>Informal</i>	<i>Subject to Detention</i>	<i>Total</i>
Stoke Park, Bristol	5	1	6
Hortham, Almondsbury, Nr. Bristol	3	—	3

(2 Males 7 Females) Total 9

Number on the waiting list for urgent admission	4
Number on the waiting list not urgent	4
Total	8

Number of patients admitted to Hospital for a period of Short Term care for various reasons. Total 9.

Number of referalls during the year of subnormal and severely subnormal children. Total 15.

Source of referral:—	Subnormal				Severely Subnormal				Total
	Under 16		Over 16		Under 16		Over 16		
	M.	F.	M.	F.	M.	F.	M.	F.	
By Local Education Authority as being unsuitable for Education at School	—	—	—	—	4	1	—	—	5
Care and Guidance after leaving School	2	1	3	2	—	—	—	—	8
Other Local Education Authorities	—	—	—	—	—	1	—	—	1
Others	—	—	—	—	—	—	—	1	1
Total	2	1	3	2	4	2	—	1	15

Total number on subnormal register at 31.12.61 165

Receiving care and guidance in community ... 88

Under Guardianship ... 3

In hospital or on leave ... 74

Total 165

Employment. Out of a total of 88 receiving Care and Guidance there are 22 in full-time employment.

Summary of Occupations and number engaged in each.

Domestic work ... 4

Agricultural ... 1

Factories ... 4

General Labouring ... 13

Training Centre	Number on Register	Av. Daily	Full-time	Number of adults
Cheltenham	at 22.12.61	attendance	Staff	on Register
	128	105.7	13	34

(83%)

This is made up as follows:—	Gloucester City Council	...	32
	Gloucestershire C. C.	...	55
	Cheltenham Borough	...	40
	Worcestershire C. C.	...	1

Total 128

Adult Workshop

The workshop attached to the Training Centre has now been open for 18 months. Twenty-four trainees, all 16 years and over, carry out contract work for local firms and the Local Authority, and also make other saleable articles. They receive a small weekly payment. The workshop has proved a very successful venture but our main need is for more contract work. We are extremely grateful to those firms who have provided suitable work for the trainees during the year.

It became obvious soon after the workshop was opened that there were more candidates than places and that much more accommodation was required. Accordingly plans have been approved for the construction of a modern workshop on a site on Princess Elizabeth Way which will accommodate 50 trainees along with the equipment required. It is hoped to open this new workshop towards the end of 1962.

Our Senior Assistant who is in charge of the Workshop activities went on a training course of one year, starting in September. He will have completed the course before the new workshop opens.

HEALTH EDUCATION

Important advances have been made in this last year with regard to the Care and After-care of the elderly people, also the Prevention of Disease which we hope has helped in the improvement of the health of the people in the borough.

There are many reasons for this advancement, one is the team spirit which exists in administering the Health Services with the General Practitioners, the other through the individual educational methods of each Health Visitor, School Doctor and Nurse.

During the year talks and demonstrations have been given regularly on various aspects of Health and Welfare at the Ante-Natal Clinic. These included the importance of keeping fit both during the Ante-Natal and Post-Natal periods. Other subjects have included Introduction to Mothercraft, Care and Development of the baby, Feeding and Diet. Dental Health Education has been particularly stressed this year owing to the increase of dental caries in the young child.

Since it was made possible for the Health Department to produce its own transparencies on the work of the Health Visitor, which included Child Welfare Centres, many more talks and demonstrations have been given to various groups of the townspeople, such as Old People's Clubs, Townswomen's Guilds, Mother's Unions and Young Wives, Child Welfare Centres and Training Colleges throughout the Borough.

Since the inauguration of the Welfare Assistants In-Service Training on 1st November, 1961, training has been shared through the different channels of the Health Department, in addition to all the other students the department trains in all aspects of the Public Health and Welfare fields. A further new training to commence is the Obstetric Nurse Training in conjunction with the Cheltenham Maternity Hospital.

Other Students who come to the Health Department for educational help and guidance are Health Visitor Students, Pupil Midwives, General Hospital Trainees, Training Colleges and Mental Welfare Students, also Public Health Doctors and Nurses from other countries.

The subjects which have been pursued through the Child Welfare Centres are, Safety in the Home, Foot Health and Hygiene, Dangers of Flies, Germ Warfare, The Water Safety Code and Trip-Tips for Carefree Holidays, and last but not least, the Prevention of Diseases by the administrations of all the prophylactic treatments available through the Health Services.

For Health Education to be fully effective the education must be able to inspire men, women and children with the desire for positive health, and to show them how this can be obtained and safeguarded.

WELFARE SERVICES

Residential Accommodation

Under Section 21 (1) (a) of the National Assistance Act 1948, the Welfare Department of the County Council is responsible for the provision in Cheltenham of residential accommodation "for persons who by reasons of age, infirmity or any other circumstances, are in need of care and attention which is not otherwise available to them".

Mr. H. D. Nichols, County Welfare Officer has kindly supplied the following information concerning the number of Cheltenham old people in residential accommodation, as at 31st December, 1961.

Sunnyside Old People's Home	44
Swindon Road Home (St. Pauls)	36
Waiting List	6

During the twelve months ended the 31st December, 1961, it was not found necessary to provide temporary accommodation under this Section for any persons living in Cheltenham.

Temporary Accommodation

Under Section 21 (1) (b) of the National Assistance Act 1948, the Local Authority has a duty to provide temporary accommodation "for persons who are in urgent need thereof, being need arising in circumstances which could not reasonably have been foreseen, or in such circumstances as the authority may in any particular case determine."

This type of accommodation is provided by the County Welfare Department at St. Pauls Hostel in Cheltenham and at the hostel at Newent for mothers and young children.

Welfare of the Deaf

A total of 227 visits were made during the year to deaf and partially deaf of all age groups. The register stood at 137 on 31.12.61.

A number of hard of hearing and congenitally deaf adults have requested Club facilities locally for some time, and in October a joint club for Deaf and Hard of Hearing was started, meeting bi-monthly at St. Marks Community Centre on a Monday evening. The premises were found to be too far out from the centre of Cheltenham, and has subsequently been moved to Dowty House. It has undoubtedly filled a great need. Many young deaf adults who have attended residential deaf schools, have been found to have useful residual hearing, and are most eager to make the most of it. The Welfare Officer has tried to give them a certain amount of training but as they are all fully employed, this has had to be carried out in the evenings in their own homes, which has cut down considerably on the amount of help she can give. It is hoped therefore to start an adult Rehabilitation Class one evening a week in the near future to cater for this matter.

Lip reading classes were started during the first half of the Cheltenham Club meeting, but due to inability of members to arrive on time these have had to be shelved for the time being.

The Welfare Officer has continued to visit children with a hearing loss during school holidays, and has made regular visits to Whaddon Road Day Nursery where the Matron has had 2 partially deaf children attending. These have made excellent progress during the last 12 months—there is no doubt of the benefit derived by deaf children from mixing with normal hearing children.

Welfare of the Blind

During the year 18 Blind and 5 Partially-Sighted Cases were certified by our Ophthalmic Surgeons; 4 Blind and 1 Partially-Sighted case were transferred into Cheltenham from other Local Authorities making a total of 28 additions to the Borough registers.

During the same period there were 16 deaths, 3 Blind and 1 Partially-Sighted transferred out of the Borough and 8 Blind and 2 Partially-Sighted cases were internally transferred to the Gloucestershire County register on entering Homes or Hospitals in Cheltenham, making a total of 30 removals from the Borough registers.

Registers as at 31.12.61:—

Blind	174
Partially-Sighted	17

The Home Teacher carried out routine monthly visits to the Blind in their own homes, and continued to take those attending the various Clinics to the General Hospital. Visits were also made to those 'C' cases now resident in the County Homes and Hospitals. Help and lessons were given to the readers of Braille and Moon, and magazines, books, etc., in both types were supplied. Joint efforts were made by County and Borough in arranging sales for the disposal of goods made by Blind workers.

The Deaf-Blind weekend at Weston was again much appreciated by our two men suffering from this double handicap, and they derived real benefit from this venture. They also attended the National Rally of Deaf-Blind held in Cheltenham in August.

The weekly Social Club has been regularly attended by most of its 44 members, and we are deeply grateful to our four voluntary Helpers, who collect many of the members in their cars and help with the dominoes, read to older members, prepare teas and giving much invaluable help with the annual Outing (a day at Weston and Wells) and with the Christmas Party.

We are also very indebted to the Members of "Toc H" for their party in January, and the outing to Hereford in June; and to the "Inner Wheel" members for their party at the Town Hall in April.

As always, we have received great help and encouragement from the Members of the Committee of the Gloucestershire County Association and funds have been made readily available for extra comforts, gifts, etc.

Summary of the year's work by the Home Teacher:—

<i>Visits to Blind and Partially-Sighted</i>	<i>Other Visits</i>	<i>Lessons</i>	<i>Socials</i>	<i>Letters</i>	<i>Miles</i>
1,980	269	28	49	284	6,119

Physically Handicapped Persons

There are now on the register 362 physically handicapped people living in the Cheltenham Borough. 37 cases are having regular visits from the Occupational Therapist; of these 21 are doing craftwork and 16 having help with aids to daily living.

In February, an Occupational Therapy Centre was started at R.A.F.A. Headquarters, Monson Avenue. This meets each Wednesday afternoon and is proving most popular and beneficial to the patients. At present 11 patients are attending, transport being provided by the County Ambulance Service.

The Social Club run by the British Red Cross Society reopened in April 1962 and is meeting monthly.

The C.C.A. Committee continues to give invaluable help with regular visiting and many patients are assisted by its voluntary funds.

Meals on Wheels Service

This service has operated successfully during the year in the capable hands of the Women's Voluntary Organisation, providing a much needed and highly appreciated help for old people.

Removal to Suitable Premises of Persons in need of Care and Protection (*National Assistance Act, 1948, Sec. 47 and Amendment Act, October, 1951*)

No persons in need of care and protection were removed during the year under the above Act.

SECTION III

SCHOOL HEALTH SERVICE

SCHOOL HEALTH SERVICE

SCHOOL MEDICAL SUB-COMMITTEE

THE MAYOR (Alderman Miss F. L. CARTER) (*Chairman*)

Councillor A. G. DYE	Councillor C. H. MARKHAM, O.B.E.
Rev. J. K. CAVELL	Mr. H. J. NORRIS
Mr. H. F. COOPER	Councillor T. E. PARKER
Miss D. HORTON	Mr. L. J. RICHARDS
Mrs. I. M. B. JAMES	Councillor A. H. YATES

STAFF OF THE SCHOOL HEALTH SERVICE

Borough School Medical Officer	T. O. P. D. Lawson, M.D., D.R.C.O.G., D.P.H.
Assistant School Medical Officers	P. M. Lambert, M.B., Ch.B., D.P.H. Brenda G. King, M.B., B.S., M.R.C.S., L.R.C.P.
Area Dental Officer	J. S. MacLachlan, L.D.S.
School Dental Officer	A. W. McCarthy, L.D.S.
School Clinic Nurses	Nurse M. Laffineur, S.R.N., R.F.N. Nurse M. S. Read, S.R.N. Nurse A. Wood, S.R.N.
Physiotherapist	Mrs. V. Keene
Speech Therapist	Mrs. M. Heaven
Chief Clerk	W. H. G. Meakins
School Clinic Clerks	Miss J. Beach Miss A. Clark Miss M. Thomas
School Dental Attendants	Mrs. P. Huntley Mrs. S. Trafford

SCHOOL HEALTH SERVICE

ANNUAL REPORT OF THE SCHOOL MEDICAL OFFICER

To the Chairman and Members of the School Medical Sub-Committee

Madam Chairman, Ladies and Gentleman,

I have the honour to present the Annual Report of the School Health Service for the year 1961.

The general health of school children in the town has again been of a very high standard. Apart from the usual outbreak of measles the incidence of the other common infectious diseases is of no significance. Nutritional standards remain at a high level. The infestation rate remains at a low level.

Vaccination and Immunisation programmes proceed apace and more children are included each year. Where parental consent is obtained, protection is now offered against Smallpox, Diphtheria, Tetanus, Poliomyelitis and Tuberculosis. No case of Diphtheria was notified during the year.

Once again it is a pleasure to record the happy co-operation which exists between ourselves and the teachers, parents, family doctors and the hospitals. It is only with this co-operation that we can together achieve such satisfactory results.

I would also like to record my appreciation of the support and encouragement which I always receive from the Chairman and Members of the School Medical Sub-Committee and for the co-operation of Mr. Simmonds, the Borough Education Officer and his staff. My thanks are also due to my own medical, nursing and clerical staff for their loyalty and support during the year.

I am,

Your obedient servant,

T. O. P. D. LAWSON,

School Medical Officer.

School Medical Inspections

The routine medical inspections of school children have continued during 1961 and 4,524 children were examined throughout the year.

Children are examined:—

- (a) on entry for the first time to a maintained school;
- (b) during the year in which they are 8 years old;
- (c) after entry to a secondary school when they are 12 years old and
- (d) in the last year of their attendance at a secondary school.

These examinations are full routine medical inspections.

In addition, older pupils are examined before they leave school at the higher age groups in Pate's Grammar School for Girls, the Boys' Grammar School and the Technical High School.

As a result of these inspections, 508 pupils were found to have defective vision (excluding squint) and where necessary were referred to the Eye Specialist. A further 645 children were found to be suffering from other defects or diseases requiring treatment, and the necessary action was taken in all cases. The number of defects requiring to be kept under observation but not requiring treatment was 1,731 and the children concerned were kept under special observation during the year. This latter group of course, includes very many minor defects which may be remedied spontaneously and never require treatment. They are kept under observation merely as a precautionary measure. This is of course the main purpose of the routine medical inspections, to prevent the minor defect becoming a major one.

The school population at the end of 1961 was 11,948 and every child has an up-to-date school medical record.

Special School Medical Inspection

These inspections cover children examined other than at a routine medical inspection for some special reason. During 1961, 59 children were examined at these inspections, and the appropriate action taken.

Re-Inspections

Re-inspections have been held each term in all schools in the Borough, when children who had previously been noted at routine or special medical inspections to be in need of further observation and advice, were seen by the School Medical Officers.

During 1961, 1,484 children were examined at these inspections.

PART I

**MEDICAL INSPECTION OF PUPILS ATTENDING MAINTAINED
PRIMARY AND SECONDARY SCHOOLS**
(Including Special Schools)

Table A. Periodic Medical Inspections

Age Groups Inspected (By year of Birth)	No. of Pupils Inspected	Physical Condition of Pupils Inspected			
		Satisfactory		Unsatisfactory	
		No. (3)	% of Col. 2 (4)	No. (5)	% of Col. 2 (6)
1957 and later	118	118	100.0	—	—
1956	719	714	99.3	5	0.7
1955	294	288	98.0	6	2.0
1954	52	52	100.0	—	—
1953	909	900	99.0	9	1.0
1952	50	48	96.0	2	4.0
1951	—	—	—	—	—
1950	85	85	100.0	—	—
1949	895	888	99.2	7	0.8
1948	44	43	97.7	1	2.3
1947	1030	1027	99.7	3	0.3
1946 and earlier	328	327	99.7	1	0.3
TOTAL	4524	4490	99.2	34	0.8

Table B. Pupils found to require treatment at periodic Medical Inspections
(excluding Dental Diseases and Infestation with Vermin).

Age Groups Inspected (by year of birth)	For Defective Vision (excluding squint)	For any of the other conditions Recorded in Pt. II	Total Individual Pupils
1957 and later	4	8	10
1956	19	105	118
1955	10	85	91
1954	1	9	10
1953	82	145	210
1952	7	12	18
1951	—	—	—
1950	23	3	25
1949	112	117	213
1948	10	8	18
1947	147	113	238
1946 and earlier	93	40	126
TOTAL	508	645	1077

Table C. Other Inspections

Number of Special Inspections ...	59
Number of Re-Inspections ...	1484
TOTAL	1543

Table D. Infestation with Vermin

(1) Total number of individual examinations of pupils in schools by school nurses or other authorised persons ...	23,821
(2) Total number of individual pupils found to be infested	162
(3) Number of individual pupils in respect of whom cleansing notices were issued (Section 54 (2) Education Act, 1944) ...	127
(4) Number of individual pupils in respect of whom cleansing orders were issued (Section 54 (3) Education Act, 1944) ...	—

PART II**Table A. Return of Defects found by Medical Inspection during the year**

Defect or Disease	Periodic Inspections							
	Entrants		Leavers		Others		Total	
	(T)	(O)	(T)	(O)	(T)	(O)	(T)	(O)
Skin	19	23	38	28	40	44	97	95
Eyes								
(a) Vision	34	12	202	13	272	35	508	60
(b) Squint	44	20	8	4	29	5	81	29
(c) Other	7	5	12	7	16	12	35	24
Ears								
(a) Hearing	13	66	6	21	15	72	34	159
(b) Otitis Media ...	2	24	2	5	8	17	12	46
(c) Other	1	5	—	—	5	5	6	10
Nose and Throat ...	41	198	7	24	31	110	79	332
Speech	22	19	5	—	8	12	35	31
Lymphatic Glands ...	3	32	—	5	2	23	5	60
Heart	1	42	—	23	2	49	3	114
Lungs	16	82	3	17	10	41	29	140
Developmental								
(a) Hernia	5	15	—	1	2	5	7	21
(b) Other	2	25	2	9	8	66	12	100
Orthopaedic								
(a) Posture	5	17	16	33	15	32	36	82
(b) Feet	53	40	22	8	66	33	141	81
(c) Other	12	32	10	28	26	45	48	105
Nervous System								
(a) Epilepsy	3	2	6	—	5	3	14	5
(b) Other	1	6	3	4	2	13	6	23
Psychological								
(a) Development ...	1	9	7	16	30	30	38	55
(b) Stability	1	22	3	6	10	27	14	55
Abdomen	5	23	2	14	5	30	12	67
Other	4	15	2	4	13	18	19	37

(T)—Treatment. (O)—Observation.

Table B. Special Inspections

Defect or Disease	Special Inspections	
	Requiring Treatment	Requiring Observation
Skin	—	—
Eyes		
(a) Vision	5	1
(b) Squint	1	1
(c) Other	1	—
Ears		
(a) Hearing	1	1
(b) Otitis Media	1	—
(c) Other	—	1
Nose or Throat	3	4
Speech	—	1
Lymphatic Glands	—	—
Heart	—	—
Lungs	1	4
Developmental		
(a) Hernia	—	1
(b) Other	—	6
Orthopaedic		
(a) Posture	—	—
(b) Feet	1	1
(c) Other	2	—
Nervous System		
(a) Epilepsy	—	1
(b) Other	—	—
Psychological		
(a) Development	—	1
(b) Stability	1	5
Abdomen	—	—
Other	—	1

PART III
**Treatment of Pupils attending maintained Primary and Secondary Schools
(Including Special Schools)**
Table A. Eye Diseases, Defective Vision and Squint

	<i>No. of Cases known to have been dealt with</i>
External and other, excluding errors of refraction and squint	51
Errors of refraction (including squint)	840
Total	891
No. of Pupils for whom spectacles were prescribed	543

Table B. Diseases and Defects of Ear, Nose and Throat

	<i>Number of Cases known to have been dealt with</i>
Received operative treatment :—	
(a) for disease of the ear	24
(b) for adenoids and chronic tonsillitis ...	438
(c) for other nose and throat conditions ...	39
Received other forms of treatment	149
Total	650

Total number of pupils in schools who are known
to have been provided with hearing aids :—

(a) in 1961	4
(b) in previous years	7

Table C. Orthopaedic and Postural Defects

*Number of Cases known
to have been treated*

(a) Pupils treated at Clinics or out-patients departments	376
(b) Pupils treated at school for postural defects	—
Total	376

Table D. Diseases of the Skin (excluding uncleanness, for which see Table D of Part I)

Ringworm (i) Scalp	—
(ii) Body	6
Scabies	—
Impetigo	47
Other skin diseases	60
Total	113

Table E. Child Guidance Treatment

Pupils treated at Child Guidance Clinics ...	105
--	-----

Table F. Speech Therapy

Pupils treated by Speech Therapists	163
--	-----

Table G. Other Treatment Given

*Number of Cases known
to have been dealt with*

(a) Pupils with Minor Ailments ...	1567
(b) Pupils who received convalescent treatment under School Health Service arrangements ...	—
(c) Pupils who received B.C.G. Vac- cination	577
(d) Other than (a) (b) and (c) above (specify)	
U.V.L. Treatment	23
Anaemia	5
Chest	35
Debility	14
Total ...	2221

The foregoing tables record the general range of examination and treatment carried out within the school health service during the year and the various defects found to require treatment or observation. Except for defects of vision, no treatment is undertaken or arranged without the concurrence of the child's own family doctor. These statistics do not demonstrate a high rate of defects or disease. Much of the treatment undertaken is preventive or remedial and this is the main purpose of the school health service.

Minor Ailments Clinics

These clinics serve a useful purpose for the referral of children from school or for special examinations.

Audiometry

During the year, with the co-operation of the head teachers, routine audiometry tests were continued in the schools. The County Education Authority provide the services of a skilled examiner and the six year old group are selected for examination, although the examiner will test any special case referred to her by the head teacher. This is proving a very useful means of discovering early cases of hearing defect and where necessary, treatment can be started at an early age before the disability can affect the child's education. Details of 1,041 audiometric examinations carried out in Cheltenham schools during the year, are shown in the following tables:—

Routine Tests

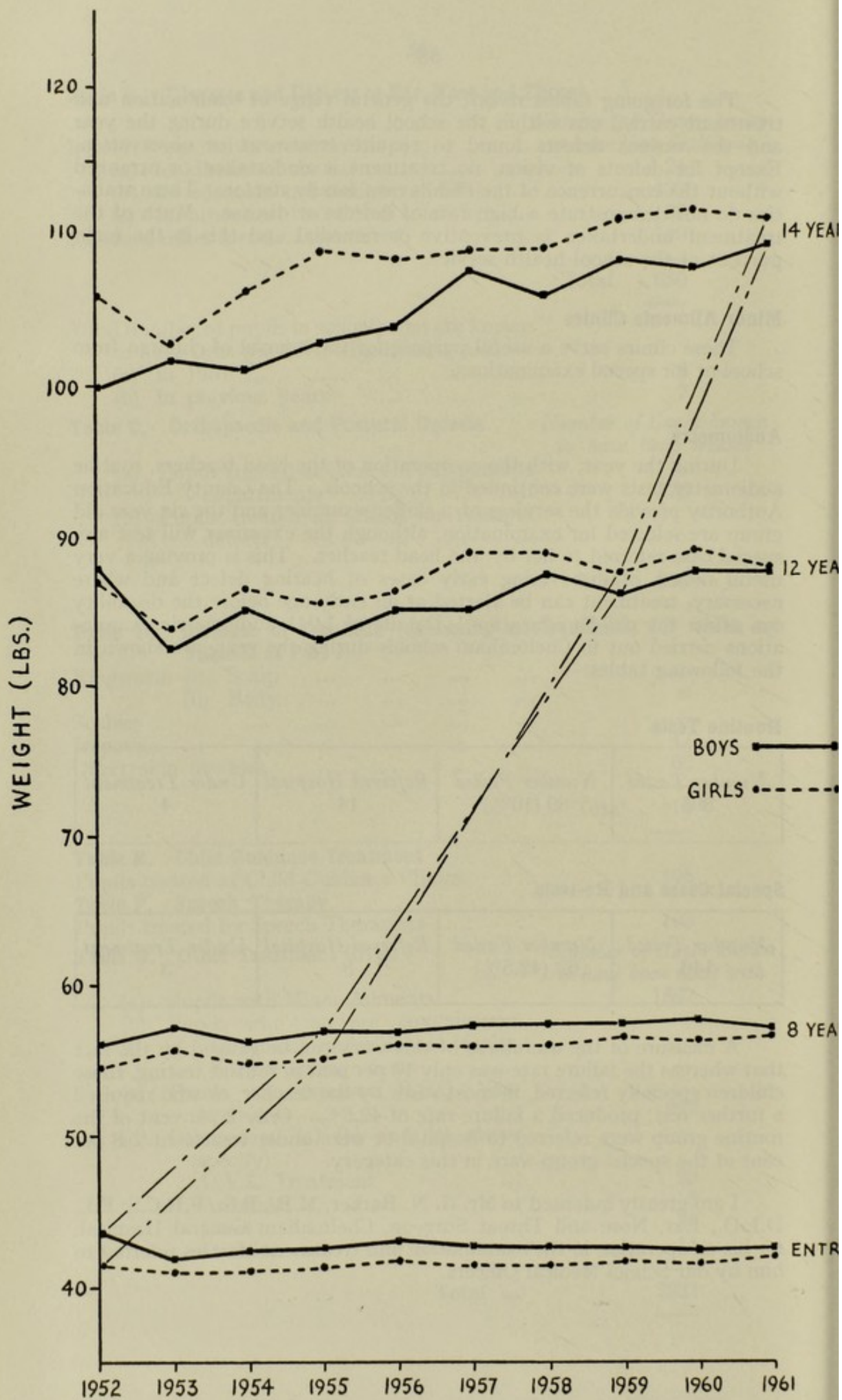
<i>Number Tested</i>	<i>Number Failed</i>	<i>Referred Hospital</i>	<i>Under Treatment</i>
895	89 (10%)	14	4

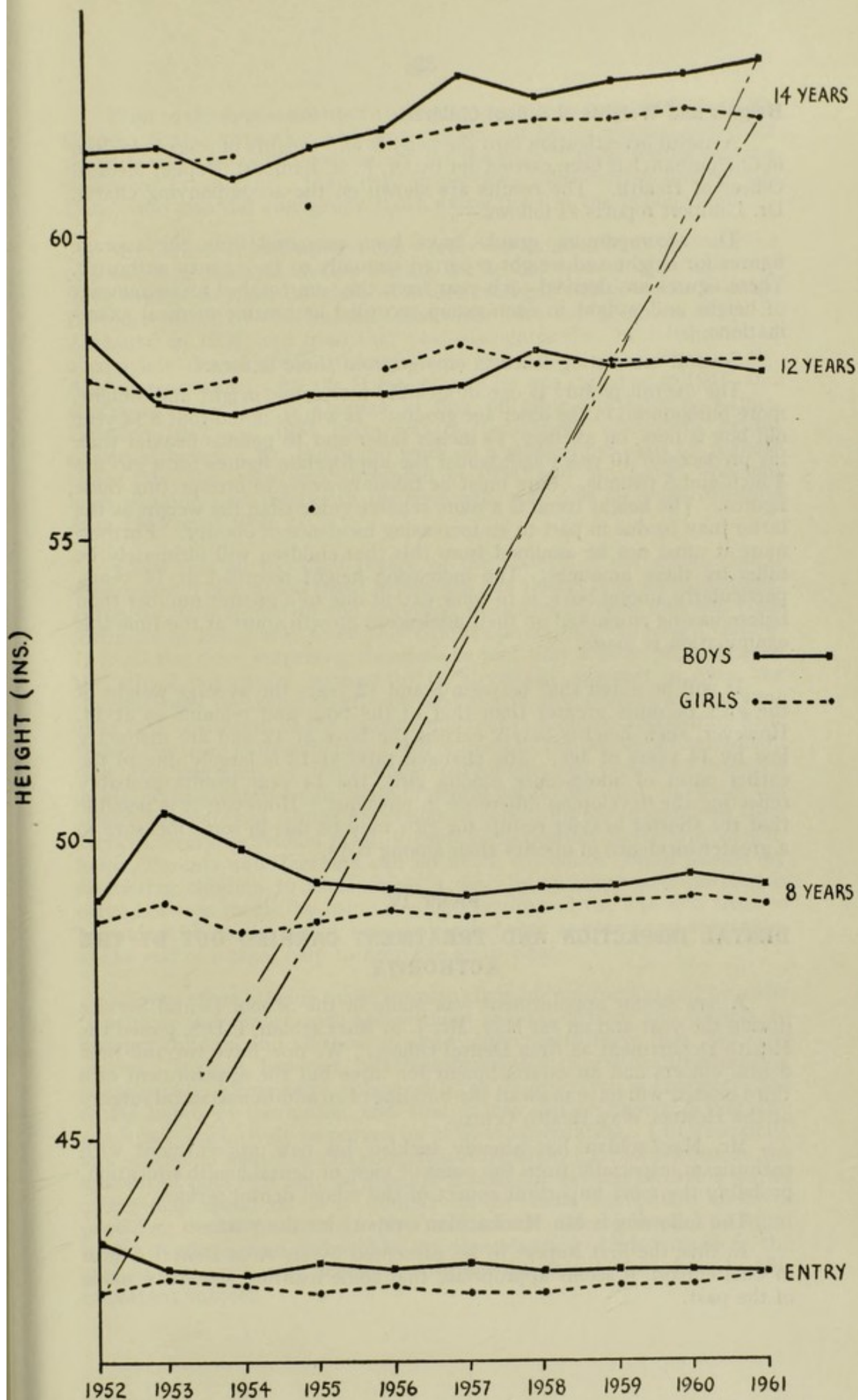
Special Cases and Re-tests

<i>Number Tested</i>	<i>Number Failed</i>	<i>Referred Hospital</i>	<i>Under Treatment</i>
146	62 (42.5%)	8	3

A measure of the usefulness of this work can be gauged by the fact that whereas the failure rate was only 10 per cent in routine testing, those children specially referred, in most cases by the teacher, or who required a further test, produced a failure rate of 42.5%. Only 2 per cent of the routine group were referred to hospital or were under treatment. 8 per cent of the special group were in this category.

I am greatly indebted to Mr. G. N. Barker, M.B., B.S., F.R.C.S. Ed., D.L.O., Ear, Nose and Throat Surgeon, Cheltenham General Hospital, for his co-operation in the examination and treatment of cases referred to him by our School Medical Officers.





Heights and Weights of School Children

A useful investigation into the heights and weights of school children in Cheltenham has been carried out by Dr. P. M. Lambert, Deputy Medical Officer of Health. The results are shown on the accompanying charts. Dr. Lambert reports as follows:—

The accompanying graphs have been prepared from the average figures for height and weight reported annually to the county authority. These figures are derived each year from the sum total of measurements of height and weight in each group recorded at routine medical examinations.

Several interesting features emerge from these figures.

The overall picture is one of steadily increasing height and weight, more pronounced in the older age groups. It will be noted that a 14 year old boy is now, on average, $1\frac{1}{2}$ inches taller and 10 pounds heavier than his predecessor 10 years ago; whilst the appropriate figures for a girl are $\frac{2}{3}$ inch and 5 pounds. Care must be taken however in interpreting these figures. The height trend is a more reliable guide than the weight as the latter may be due in part to an increasing incidence of obesity. Furthermore it must not be assumed from this that children will ultimately be taller by these amounts. The increasing height recorded at 14 years, particularly among boys, is to some extent due to a greater number than before having embarked on their adolescent growth spurt at the time this examination is made.

It will be noted that between 8 and 12 years the average weight of the girls becomes greater than that of the boys and remains so at 14. However, their heights barely exceed the boys at 12 and are distinctly less by 14 years of age. The changed ratio at 12 is largely due to the earlier onset of adolescence among girls, the 14 year results probably reflecting the developing difference in physique. However, it is possible that the shorter heavier results for girls may be due in some measure to a greater incidence of obesity than among boys.

PART IV

DENTAL INSPECTION AND TREATMENT CARRIED OUT BY THE AUTHORITY

A new senior appointment was made in the School Dental Service during the year and on 1st May, Mr. J. S. MacLachlan, L.D.S. joined the Health Department as Area Dental Officer. We now have two full-time dental officers and an establishment for three but the appointment of a third dentist will have to await the building of an additional dental surgery at the Hesters Way Health Centre.

Mr. MacLachlan has already tackled his new appointment with enthusiasm, especially from the point of view of dental health education, probably the most important aspect of the school dental service.

The following is Mr MacLachlan's report for the year:—

In this, the first Report to be presented by an Area Dental Officer in Cheltenham, it seems appropriate that some mention should be made of the past.

Prior to the appointment of a part-time dental officer in 1915 (Mr. A. E. Carden) dental inspection had been carried out by "a medical lady" for the girls and "a medical gentleman" for the boys. Their results proving somewhat "divergent", from 1912 inspections were carried out by Dr. Burn, who also did emergency tooth extractions in the School Clinic.

Mr. Carden at first worked one weekly session, but from 1918 worked two two-hour sessions weekly during the school year of approximately forty weeks—in those days school health staff got twelve weeks holiday. He was replaced by Cheltenham's first whole-time dental officer, Mr. A. S. Akehurst, in 1930, and from that year also dates the "establishment of a complete dental clinic" that we now know as No. 1 Surgery. Mr. Akehurst remained with the Borough until he was called up in 1941, and was replaced by Miss E. Thomas, at first full-time and later part-time. Between 1947 and 1954 there was no permanent whole-time dental officer, although a Mr. Reilly did work on a whole-time basis for a short time. Mr. McCarthy was appointed in 1954, and Mr. Lane, who had been working part-time with the Borough, was able to work full-time from 1955 until 1960.

From this all too brief review of the history of the school dental service it will be realised that Cheltenham has always been an enlightened authority with regard to the provision of dental services and has been fortunate in being able to employ dental officers of such a high calibre. It is all the more surprising therefore to find that a large proportion of the school population appears to be abysmally ignorant of even the simplest rules regarding tooth care and that many parents are ignorant or at best, apathetic, of the dangers inherent in a high carbohydrate diet. It does not seem to be sufficiently well realised by the people of Cheltenham that the ingestion of fermentable carbohydrates, especially between meals, is the greatest single cause of dental decay; and that, to enable the already overworked dental profession to cope with the demand for their services, every individual must do everything possible in the way of self-help. Parents and Teachers can do much to reduce dental disease by restricting children to three meals a day; by ensuring that nothing is eaten between meals; by using sweets, biscuits and the like as a treat to be eaten with meals; and by bearing in mind that raw fruit and vegetables at the end of a meal help to keep the teeth clean.

Every effort is being made through chairside instruction and by visits to schools and clinics, with and without the aid of films and models, to instruct children and all those in close contact with them that teeth DO matter. It must, however, be remembered that dental health education is essentially a long term policy with, as its objective, a change in the eating habits of the nation and that it may not be expected that any result can conclusively be proven for at least a generation. Unfortunately, any scheme of dental health education is dependent for its success on the amount of time that may be given to it, and the amount of time a dental officer may spend on it is limited by the more immediate needs of providing dental treatment. Not until we are able to employ a dental hygienist whose main task will be the dissemination of information on the care of the teeth will adequate coverage be able to be given to this important subject.

Due to the resignation of Mr. Lane on 10th December, 1960, Mr. McCarthy had to bear the whole responsibility of providing treatment under the School Dental Service in Cheltenham until 1st May, 1961. He was fortunate in being able to obtain the part-time assistance of Mrs. Glowery and Mrs. Leach during this period, so that the whole-time equivalent of dental officers for the year was 1.8 as compared with 1.97 for 1960.

The accompanying details of work carried out during the year requires some amplification. Although more children were inspected during the year this figure remains far too low. At this rate it would take nearly two years to inspect the total school population and, as the aim of the school dental service is ultimately to provide bi-annual inspections, it will be seen that, without increased staff—and the accommodation in which to house them—this aim cannot be realised in the foreseeable future. The time lag between school inspections is underlined by the increase in the number of children inspected as Specials.

A noticeable decrease in the annual figures is the number of sessions spent by dental officers in administering general anaesthesia. This is part of a deliberate policy to ensure that dentists, who possess a scarcity value, do not spend any time doing any service that can be performed by another officer. In this case we are greatly indebted to Drs. King, Lambert and Senior for their services in administering general anaesthesia.

Fillings in permanent teeth have increased by a third, and, while this would appear to be a sign, as is the decrease in the number of teeth extracted, of the increasing desire on the part of parents that their children's teeth should be preserved, it must also be remembered that in 1961 two Grammar Schools and a Technical School were examined and treated. These schools contain a high proportion of older children who require proportionally more treatment to their permanent dentition than do children from primary schools. The fact, too, that a high speed drill was provided in November may have influenced this figure, although the time it has been in use is too short to afford conclusive proof.

In conclusion, I would like to record my grateful thanks to Mr. McCarthy and to my professional and lay colleagues for their loyal support and co-operation during a period of change.

Dental Inspection and Treatment

The following table gives the details of inspections and treatment carried out in the year 1961. Corresponding figures for the year 1960 are given in parentheses:—

(1) Number of pupils inspected by school dental officers:—					
(a)	At Periodic Inspections	6733	(6290)
(b)	As Specials	994	(861)
Total				7727	(7151)
(2)	Number found to require treatment	5297	(5019)
(3)	Number offered treatment	4700	(4398)
(4)	Number actually treated	2435	(2407)
(5)	Number of attendances made by pupils for treatment	5272	(5220)

(6)	Half-days devoted to:—					
	Periodic School Inspection	54	(53)	
	Treatment	795	(769)	
	Administrations of general anaesthesia			3	(72)	
	Total			852	(894)	
(7)	Fillings: Permanent teeth	3373	(2530)	
	Temporary teeth	313	(143)	
	Total			3686	(2673)	
(8)	Teeth Filled: Permanent teeth	3142	(2337)	
	Temporary teeth	302	(142)	
	Total			3444	(2479)	
(9)	Extractions: Permanent teeth	812	(911)	
	Temporary teeth	1811	(2647)	
	Total			2623	(3558)	
(10)	Administrations of general anaesthetics	...		1103	(1854)	
(11)	Orthodontics			
	(a) Cases commenced during the year	...		20	(19)	
	(b) Cases carried forward from previous year			8	(13)	
	(c) Cases completed during the year	...		12	(17)	
	(d) Cases discontinued during the year			3	(7)	
	(e) Pupils treated with appliances	...		20	(20)	
	(f) Removable appliances fitted	...		20	(20)	
	(g) Fixed appliances fitted	0	(0)	
	(h) Total attendances	142	(141)	
(12)	Number of Pupils supplied with artificial teeth	41	(47)	
(13)	Other Operations: Permanent teeth	...		1144	(1196)	
	Temporary teeth	...		137	(63)	
	Total			1281	(1259)	
(14)	Number of Radiographs	106	(66)	

INFECTIOUS DISEASES

As the figures below show, the number of cases of notifiable infectious disease among school children in the Borough is almost insignificant, apart from the usual outbreak of measles.

<i>Measles</i>	<i>Diphtheria</i>	<i>Scarlet Fever</i>	<i>Whooping Cough</i>	<i>Poliomyelitis Paralytic</i>	<i>Poliomyelitis Non-Paralytic</i>	<i>Dysentery</i>
227	Nil	10	3	Nil	1	2

Tuberculosis

There were two notifications of tuberculosis among school children during the year.

B.C.G. Vaccination

The following table shows details of tuberculin testing and vaccination against tuberculosis, a means of protection against the disease which has been available to school children between the ages of 13 and 14 years since 1954. It is now available to older age groups. Although only available to children attending Local Authority Schools it could be extended to all private schools and carried out there by their own medical officers. It is encouraging to report a further increase in the acceptance rate from 66% in 1960 to 75% in 1961. This simple, safe, and effective protection against tuberculosis is obviously acceptable to parents and it is hoped it will continue to be so.

No. of Schools	Invited	Accepted	Tuberculin Tested	No. Positive	No. Negative	% Positive	NOT Vaccin- ated	Vaccin- ated
11	1060	797	747	141	577	18.8	—	577

SPEECH THERAPY

The following is the report of Mrs. M. D. Heaven, L.C.S.T., Speech Therapist, showing the work done during the year:—

Until July, the same centres and schools as previously were used as Clinics. At the end of July, reconstruction of the main Clinic in the Municipal Offices was started and this was not complete by the end of the year. The temporary accommodation was far from ideal and more treatment was carried out at schools and through home visits. This entailed more time than usual being spent in travelling.

In March, a group for stammerers of secondary school age was started in conjunction with one of the County Speech Therapists and children from Cheltenham and the County took part. This group gathered at the Parish school after school hours; the object being to complete treatment by providing chances for the children to meet socially. It was successful and they appeared to gain confidence. The group was discontinued in July as only two members still needed treatment; the others either having left school or being provisionally cured.

At the request of several teachers, three talks were given to Primary and Secondary Modern School teachers in April and May, on

- (a) Normal Development of Speech.
- (b) Common minor speech defects and the treatment of these in school.
- (c) Speech defects needing Speech Therapy and how children suffering from them can be helped in school.

As in other years talks were also given to student Health Visitors, each of whom then visited a Speech Clinic.

Details of the work accomplished are shown in the following analysis. In addition, 78 children had their speech thoroughly investigated although regular treatment was found to be unnecessary.

Number of Clinics held	295
Number of Sessions for School Visiting, Clerical, etc.	156
Number of Consultations	161
Number of Treatments given	1,456
Number of Children admitted	55
Number of Children discharged	46
Number of Children on Register, 31st December, 1961	122

Discharges

	Stammer		Stammer and Dyslalia		Dyslalia		Cleft Palate		Other Disorders		Total
	Boys	Girls	Boys	Girls	Boys	Girls	Boys	Girls	Boys	Girls	
Provisionally Cured	—	—	—	—	14	8	—	—	—	—	22
Much Improved	1	1	1	—	6	3	—	—	2	—	14
Slightly Improved/ Un-co-operative	1	—	—	—	2	—	—	—	—	—	3
No Improvement	—	—	—	—	—	—	—	—	—	—	—
Left District and School	3	—	—	—	3	1	—	—	—	—	7
TOTAL	5	1	1	—	25	12	—	—	2	—	46

Physiotherapy

A physiotherapy clinic is held on two days per week. Children are referred by the School Medical Officer from the routine school medical inspections or from minor ailments clinics. Treatment consists of graduated exercises and ultra violet light. Progress is watched and the children are re-inspected at school.

During the year the physiotherapy clinic was moved from the Civic Playhouse to No. 27 Cambray, where working conditions are much more convenient and the premises much more suited for the purpose.

The following statistics show the work done during the year:—

Exercise	1164
U.V.L. Treatment	250

Recuperative Holidays

We are indebted to the Cheltenham Rotary Club for generously providing a free fortnight's holiday for Cheltenham schoolboys at Weston-Super-Mare.

The boys selected by the school medical officers, are convalescent or debilitated children, whose parents would not be able otherwise to provide them with a recuperative holiday by the sea. The boys stay at the Rotary Boys House where a healthy and happy holiday, with good food and regular hours, does much to restore them to their normal vigour. Travelling expenses are also provided by the Rotary Club.

The Cheltenham Rotary Club has been providing these holidays for schoolboys in the town since 1928 and up to four boys per month can be sent to Weston. On behalf of the School Medical Committee, I would like to express our sincere thanks for this very fine example of "Service Before Self" and couple with it the gratitude of many parents in the town.

Child Guidance Clinic

This clinic under the medical direction of Dr. P. R. Doherty continues to provide a valuable consultative and treatment service for children with psychiatric problems. Such cases seem to increase in number each year but all are dealt with expeditiously and I am indebted to Dr. Doherty and his staff for their very helpful co-operation.

Employment of Children and Young Persons

During the year, 183 school children were examined as to fitness for employment before or after school hours and the necessary certificate was granted in each case. The standard of fitness among Cheltenham school children is such, that it is exceptional if a certificate of fitness has to be refused to an applicant.

These children are kept under medical observation and there has never been any evidence that the part-time employment has been in any way detrimental to their physical or mental welfare.

All children leaving school are examined and advised in the light of their known medical histories as to any type of work for which they may have been found to be physically unsuitable and good liaison has been maintained with the Youth Employment Officer in this respect.

Handicapped Children

In accordance with the requirements of the Handicapped Pupils and Special Schools Regulations, 1959, 106 pupils have been examined or re-examined during 1961 for the purpose of ascertaining whether or not they are suffering from a disability of the mind or body, and if the disability is such as to fall within a category requiring special educational treatment as prescribed by the Regulations. Of the pupils examined during 1961:—

27 have been ascertained to be educationally sub-normal.

7 have been reported to the Local Health Authority under the Mental Health Act.

13 were found to have no disability.

50 were found to be suitable for education in an ordinary school.

5 were found to require care or guidance after leaving school.

4 were found to require education in special residential schools.

SECTION IV

ENVIRONMENTAL HYGIENE

Report of Chief Public Health Inspector

ENVIRONMENTAL HYGIENE

REPORT OF THE CHIEF PUBLIC HEALTH INSPECTOR AND MANAGER OF THE PUBLIC ABATTOIR

To The Mayor, Aldermen and Councillors of the Borough of Cheltenham.

Mr. Mayor, Ladies and Gentlemen,

I have pleasure in submitting my Annual Report of the work undertaken in the Department during the past year.

The Council's programme for dealing with unfit dwellings not repairable at reasonable cost is well ahead of the schedule submitted to the Minister; having completed the five-year programme by December, 1959, a new one was approved to deal with a further 350 premises in the five years January, 1960 to December, 1964. Action has been taken in respect of 98 dwellings during 1961, bringing the total to 193 in the first two years.

The purchase and reconditioning of suitable unfit houses on behalf of the Housing Committee continued and the demand for these completely modernised houses close to the town centre remains extremely high, especially among older people. The Council protested to the Minister of Housing and Local Government at the proposed Model Regulations relating to Underground Rooms and the lowering of standards that would result from their adoption. Following representations by the Local Authorities' Association, the Minister agreed to modification of some of the Regulations. These amendments will have a particular significance in the Borough where so many of the old Regency Houses possess basements let for living accommodation.

The impact of the Caravan Sites and Control of Development Act, 1960, made itself felt during the year and is gradually securing a much needed improvement, three of the worst sites having now been closed down. One very large site in the Borough is being developed from 25 to 150 caravans. A new system of water-borne sewage entailing a sewage lift, is being installed and all caravans will have individual water supply and main drainage. The density will be low, having 150 caravans to some $9\frac{1}{4}$ acres. Many enquiries are received from those wishing to stay for a few days in this area as the centre of the Cotswolds and it is unfortunate that there does not exist in the Borough any caravan site to accommodate them. The Council might well consider the provision of an official site which would satisfy this demand.

The Abattoir is a reception centre for the Bovine Tuberculosis Eradication Scheme and cattle which have had a positive reaction to the tuberculin test on the farms in Gloucestershire and the surrounding counties, are sent here for slaughter, some 380 bovines being dealt with under this scheme. It is also an approved centre for the reception of live Irish Cattle. To obtain an equitable figure for Tuberculosis incidence in home-produced cattle, these two groups must be excluded, which means that only one case of tuberculosis was found during the year under review. It is interesting to note that in 1940 11.5% of cattle killed were affected with the disease. There is a general shortage of chilling accommodation in the Borough and, as a result, several requests have been received for the provision of such facilities at the Abattoir. This would undoubtedly be a great asset that would not only improve the keeping qualities of the meat, but enable a reasonable carry-over to be maintained during warm weather. The recently installed oil-fired Powermaster boiler has resulted, for the first time, in an adequate supply of steam being available to enable the various ancillary processes to be carried on simultaneously. It has also proved most economical and, whilst the number of animals killed increased by 8,000, oil consumption decreased by 9,000 gallons, showing a saving of £400 per annum in fuel costs. Modernisation of the Abattoir and the provision of sales rooms, giving a greatly increased throughput of 40,000 animals, means that the Abattoir is no longer a charge on the rates, but is self-supporting and making a small contribution to the rate fund.

A Public Inquiry was held in April by the Ministry of Housing and Local Government in connection with the Hesters Way Smoke Control Area. Much less opposition was encountered than had been anticipated, which was probably due to the public awareness of the great increase in lung cancer and its contributory factors. The information obtained from the deposit gauges and the smoke and SO₂ recorder relating to the degree and type of atmospheric pollution proved invaluable at this Inquiry in demonstrating the problem with which the Council have to contend. The Minister approved the scheme in principle, but excluded a small area of land in the Green Belt adjacent to the Borough boundary on which some 14 private dwellings were situated, the operative date being 1st October, 1962.

A great variety of foods and drugs were sampled under the Food and Drugs Act during the year, 10 being adversely reported upon by the Public Analyst and the action taken with reference to these is set out in the Report. All ice-cream samples, both chemical and bacteriological were satisfactory, indicating the high standard of production now reached in the manufacture of this commodity. Messrs. Ellis and Turner, of Gloucester, the Council's Public Analysts for very many years, closed down in December, their work being taken over by Dr. G. V. James of Messrs. Cooke and Barke at Bristol. It is regrettable that there is now no Public Analyst situated in this area and all samples have to be sent to Bristol. 16 complaints of unsound food and foreign bodies in food were received from the public during the year. Proceedings were authorised in the case of the sale of beef sausages which were unfit for human consumption, the court imposing a fine of £50 plus £3 3s. costs.

The Pests Control Section carried out 2,084 treatments against a wide variety of rodents and insects, which included the eradication of 252 wasps' nests. Some insect pests are already showing resistance to D.D.T. and it has been necessary in these cases to change over to Lindane or Chlordane in order to deal with them effectively.

The Department has, following a fire at the Municipal Offices, been rather peripatetic during the year, and I wish to thank my Deputy and the staff for their loyal co-operation during this difficult period. Eventually, as major works of reconstruction progressed, our offices were no longer tenable and were transferred to Southwood House.

I should like to take this opportunity of expressing my sincere appreciation to the Chairman and Members of the Public Health and other Committees of the Council for their continued confidence and support.

I am,

Your Obedient Servant,

J. F. URSELL, D.P.A., F.A.P.H.I.

SUMMARY OF VISITS

TABLE I

General Sanitation

Water Supply	180
Drainage	2,431
Stables and Piggeries	1
Offensive Trades	14
Fried Fish Shops	32
Common Lodging House	12
Houses Let in Lodgings	62
TENTS, VANS AND SHEDS	171
Factories	315
Outworkers	24
Bakehouses	49
Public Conveniences	65
Theatres	4
Refuse Collection	377
Pest Control	69
SmoKE OBSERVATION AND ATMOSPHERIC POLLUTION	72
MARINE STORES	15
SCHOOLS	10
MISCELLANEOUS SANITARY VISITS	578
INTERVIEWS	513
Total	4,994

TABLE II

Housing

<i>Under Public Health Acts:</i>							
No. of Houses Inspected	696
Re-Visits	701
<i>Under Housing Acts:</i>							
No. of Houses Inspected	602
Re-Visits	2,641
<i>Certificates of Disrepair:</i>							
No. of Visits	8
<i>Overcrowding:</i>							
No. of Houses Inspected	23
Re-Visits	4
<i>Verminous Premises:</i>							
No. of Houses Inspected	10
Re-Visits	1
<i>Miscellaneous Housing Visits</i>	762
Total							5,448

TABLE III

Food Hygiene, etc.*Inspection of Meat:*

Additional Visits for Meat Inspection (Full-time

Meat Inspector at Abattoir)

86

Visits to Other Premises

47

Food and Drugs Act:

School Canteens

53

Butchers

174

Fishmongers and Poulterers

19

Grocers

194

Greengrocers and Fruiterers

91

Dairies and Milkshops

48

Ice Cream Premises

117

Food Preparing Premises

119

Restaurants and Hotel Kitchens, etc.

264

Licensed Premises

26

Market Stalls

46

Street Vendors' and Hawkers' Carts

28

Food Inspection and Condemnation Visits

254

Visits in Connection with Sampling:

Milk—Bacteriological

25

Food and Drug Samples

201

Miscellaneous Food Visits

86

Total ...

1,878

TABLE IV

Infectious Diseases and Disinfestation*Disinfestation:*

No. of Premises Treated

180

No. of Articles Treated

316

Infectious Diseases:

No. of Premises Fumigated

—

No. of Articles Disinfected

49

Removal of Articles for Destruction:

No. of Visits

268

Special Visits

1,705

No. of Re-Visits

473

Fumigation of Non-Infectious Articles

214

Total ...

3,205

TABLE V

Rodent Control*Rats and Mice:*

No. of Visits for Inspection

2,216

No. of Visits for Treatment

1,723

Other Pests:

No. of Visits for Inspection

155

No. of Visits for Treatment

361

Total ...

4,455

TABLE VI

Other Visits*Shops Act:*

Closing Hours	227
Employment of Young Persons	45
Welfare	205
<i>Merchandise Marks Act</i>	110
<i>Rag Flock and other Filling Materials Act</i>	8
<i>Pet Animals Act</i>	21
<i>Removal of Unsound Food:—No. of Visits</i>	224
<i>Waste Food Order</i>	8
<i>Agricultural (Welfare) Act</i>	2
<i>Animal Food Shops</i>	7
<i>Pharmacy and Poisons Act</i>	1
<i>Clean Air Act</i>	158
<i>Noise Abatement Act</i>	59
Total							1,075
Total of Tables I, II, III, IV, V, and VI							21,055

NOTICES SERVED

During the year the following notices were served and/or complied:—

	<i>Informal Notices</i>		<i>Formal Notices</i>	
	<i>Served</i>	<i>Complied</i>	<i>Served</i>	<i>Complied</i>
Public Health Act, 1936	146	166	41	40
Factories Act, 1937	10	9	—	—
Shops Act, 1950	3	4	—	1
Housing Act, 1957	3	2	2	2
Gloucestershire County Council Act, 1956	1	1	—	—
	163	182	43	43

The Notices complied with include those outstanding from the previous year.

Information in Regard to Land Charges

Requests for information under the Land Charges Act were received and dealt with during the year in respect of 1,812 Official Searches.

FACTORIES ACTS 1937 TO 1959
PRESCRIBED PARTICULARS ON THE ADMINISTRATION OF THE
FACTORIES ACT, 1937

PART 1 OF THE ACT

1. INSPECTIONS for purposes of provisions as to health (including inspections made by Public Health Inspectors)

Premises (1)	Number on Register (2)	Number of		
		Inspections (3)	Written notices (4)	Occupiers prosecuted (5)
(i) Factories in which Sections 1, 2, 3, 4 and 6 are to be enforced by Local Authorities	30	21	—	—
(ii) Factories not included in (i) in which Section 7 is enforced by the Local Authority	345	283	10	—
(iii) Other Premises in which Section 7 is enforced by the Local Authority (excluding out-workers' premises)	15	11	—	—
TOTAL ...	390	315	10	—

2. Cases in which DEFECTS were found

Particulars (1)	Number of cases in which defects were found				Number of cases in which prosecutions were instituted (6)
	Found (2)	Remedied (3)	Referred		
			To H.M. Inspector (4)	By H.M. Inspector (5)	
Want of cleanliness (S.1)	—	—	—	—	—
Overcrowding (S.2)	—	—	—	—	—
Unreasonable temperature (S.3)	—	—	—	—	—
Inadequate ventilation (S.4)	—	—	—	—	—
Ineffective drainage of floors (S.6)	—	—	—	—	—
Sanitary Conveniences (S.7)					
(a) Insufficient	—	—	—	—	—
(b) Unsuitable or defective	10	9	—	1	—
(c) Not separate for sexes	—	—	—	—	—
Other offences against the Act (not including offences relating to Outwork)	—	—	—	—	—
TOTAL	10	9	—	1	—

PART VIII OF THE ACT
OUTWORK
 (Sections 110 and 111)

Nature of Work (1)	Section 110			Section 111		
	No. of out-workers in August list required by Section 110 (1) (c) (2)	No. of cases of default in sending lists to the Council (3)	No. of prosecutions for failure to supply lists (4)	No. of instances of work in unwholesome premises (5)	Notices served (6)	Prosecutions (7)
Wearing apparel (Making etc).	23	—	—	—	—	—
(Cleaning and Washing)	—	—	—	—	—	—
TOTAL	23	—	—	—	—	—

ATMOSPHERIC POLLUTION

No. 1 (Hesters Way) Smoke Control Order 1960

The No 1 (Hesters Way) Cheltenham Smoke Control Order, 1960, was made by the Council on the 19th December, 1960. The proposed area comprised 1,467 houses and covered 840 acres. Only 59 houses were privately owned, 18 were owned by the County Council and the remainder by the Corporation. The few factories in the area were already burning smokeless fuels.

A number of objections were received against the making of the Order and a Public Inquiry was held on the 12th April, 1961, the main grounds for objection being:—

- (1) That smokeless fuels were hard to burn, too dear, and would not be available in sufficient quantity.
- (2) That fumes were given off when burning coke.
- (3) That some of the houses affected were in the open country.
- (4) That financial hardship was involved.
- (5) That low level gas taps could be dangerous.

The Council's representatives put forward a convincing case against these objections and were supported by officials of the Gas, Coal and Midlands Electricity Boards.

The Minister confirmed the Order on the 5th September, 1961, slightly reducing the area by the exclusion of some land in the Green Belt on which stood 14 private dwellings. Fireplaces in buildings without gas supply were allowed the use of kindling sticks and paper under the Order.

In view of the onset of winter, no progress was made with the adaptation of fireplaces in 1961, but this work will be completed during the summer of 1962, as the operative date is 1st October, 1962.

Deposit Gauges and SO₂ Recorder

Three deposit gauges were maintained during the year, at Shirers and Lances, in the centre of the town, at the Hesters Way Health Centre, and at Naunton Park Schools in the Leckhampton area.

The monthly averages recorded at each of these sites in tons of solids per square mile were 6.06 at Hesters Way, 7.61 at Shirers and Lances, and 9.33 at Naunton Park Schools. The average deposit per month recorded by all three gauges was 7.66 tons. The following graph shows the local fluctuations of the contents of these gauges.

Smoke Nuisance

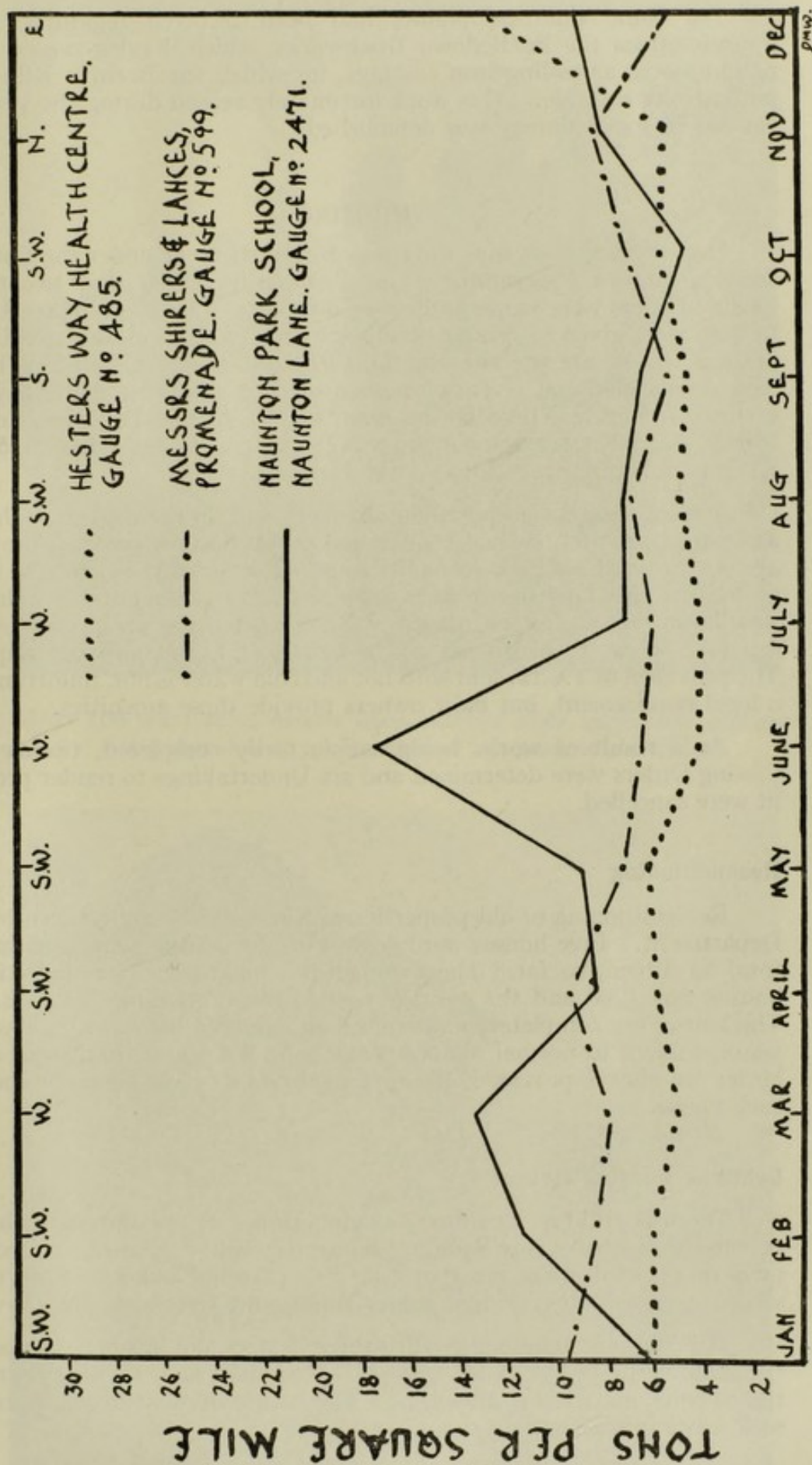
There has been a considerable increase in the number of complaints received regarding nuisance from bonfires which, under the Clean Air Act, are extremely difficult to control.

One such case occurred during the year involving the burning of waste from a Hospital for elderly people. The waste had been burned on an open bonfire at the rear of the Hospital but, following the building of an estate close to the perimeter, a nuisance was created to the occupiers of these newly-erected houses. The Hospital Board agreed with the view of this Department as to the nuisance and a gas-operated incinerator was constructed that has proved most satisfactory.

DEPOSIT GAUGE ANALYSES FOR 1961.

PREVAILING

WINDS



MONTHS OF YEAR

For some time complaints had been received regarding smoke nuisance from the Battledown Brickworks, which, having ceased brick-making were annealing iron castings, for which the Beehive Kilns were not entirely suitable. This work fortunately ceased during the year and the old 90 foot chimney was demolished.

HOUSING

Steady progress was maintained during the year under the Council's Slum Clearance Programme. One Demolition Order and twenty-two Closing Orders were made on houses and parts of houses. Three Undertakings were given to render premises fit for habitation and five Undertakings not to use premises for human habitation. Thirty-four houses were demolished and seventy houses owned by the Local Authority were certified as unfit. These houses were mainly in two localities, i.e., the North Ward Redevelopment Area (42) and St. James' Street (15), the latter area being turned into a large car park.

The demand for accommodation of all kinds in the town is such that, as soon as privately-owned condemned properties are vacated, proposals are put forward for their reconditioning. Every effort is made to secure as high a standard of work as possible. Adequate natural light and ventilation to all rooms, damp-proofing, extensive structural repairs, separate access to bedrooms and a larder, etc., are normally required. The provision of a bathroom with hot and cold water is not, unfortunately, a legal requirement, but most owners provide these amenities.

As a result of works being satisfactorily completed, twenty-three Closing Orders were determined and six Undertakings to render premises fit were cancelled.

Reconditioning

Reconditioning of old properties continued to be undertaken by this Department. Five houses were dealt with during the year, bringing the total to fifteen, so far. The average purchase price for these fifteen houses was £260 and the average cost of reconditioning £738 15s. 11d. The houses are completely modernised and given a life of at least twenty years, subject to normal maintenance. As hot water, bathroom and a larder are always provided, Improvement Grants have been obtained for each house.

Common Lodging Houses

There is still one Common Lodging House in the Borough which is privately owned. This lodging house is well equipped—a recently modernised wash-room incorporating new personal lockers; showers; two separate mess-rooms; a large games room, and television are provided.

The house accommodates fifty-three lodgers and has been almost full throughout the year. A high proportion of occupants are pensioners and the remainder itinerant labourers. The actual number of vagrants who seek lodging is extremely small.


NORTH WARD DEVELOPMENT AREA
QUEEN STREET



After 100 years these houses have outlived their useful life and are being demolished to be replaced by modern dwellings.



The final phase.



The cleanliness and day-to-day running of the house has continued to be satisfactory throughout the year, but on application for the renewal of the registration it was found necessary to draw the owner's attention to the necessity for the re-decoration of the bedrooms and mess-rooms and the replacement of a defective sink. Unfortunately this resulted in an increase in the charges from 17s. 6d. to £1 per week, and from 3s. 6d. to 4s. 0d. each night.

North Ward Redevelopment Area

The building of new houses and flats on the sites of demolished properties in Worcester Street, Waterloo Street and Hope Street was in the main completed during the year. The new accommodation thereby available allowed for the transfer of the majority of families from Sun Street and Queen Street.

It will be readily appreciated that the general unsatisfactory conditions of the families who still await re-housing are aggravated by dilapidations which occur to adjoining empty houses. Damage is done to joint water services by persons breaking in and stealing lead and other fittings; combined drains become obstructed by bricks and debris being thrown into inspection chambers. Such damage has been controlled to some extent by the bricking up of door and window openings of houses as soon as possible after vacation.

HOUSING ACT, 1957.

The following action under the above Act was taken during the year (figures for 1960 are given for comparative purposes) :—

	1960	1961
(a) Closing Orders (Basement Dwellings)	11	14
(b) Closing Orders (Parts of Houses, etc.)	2	1
(c) Closing Orders Determined	18	23
(d) Demolition Orders	1	1
(e) Houses Closed	34	7
(f) Undertakings to render premises fit	3	3
(g) Undertakings cancelled	2	6
(h) Undertakings not to use premises for human habitation	2	5
(i) Houses demolished	56	34
(j) Local Authority owned houses certified unfit...	45	70

Action taken since the end of the War is as follows:—

	No. of Houses	No. of persons displaced
(a) Houses closed	150	401
(b) Parts of buildings closed	355	929
(c) Houses closed in pursuance of an undertaking by Owner	42	160
(d) Houses demolished	204	573
(e) Houses made fit as a result of formal notices	196	—

NEW HOUSES

New houses completed in the Borough since June, 1945 are as follows:

	By the Council	By Private Enterprise
Up to 31st December, 1959	4,466	
During 1960	182	
„ 1961	187	
	—	—
Up to 31st December, 1961	4,835	2,692
	—	—

RENT ACT, 1957*Applications for Certificates of Disrepair, during 1961.*

1.	Number of applications for Certificates	1
2.	Number of decisions not to issue certificates	—
3.	Number of decisions to issue certificates:—				
	(a) in respect of some but not all defects	—
	(b) in respect of all defects	1
4.	Number of undertakings given by landlords under paragraph 5 of the First Schedule	—
5.	Number of undertakings refused by Local Authority under proviso to paragraph 5 of the First Schedule	—
6.	Number of certificates issued	1

Applications for Cancellation of Certificates, during 1961.

7.	Applications by landlords to Local Authority for cancellation of certificates	2
8.	Objections by tenants to cancellation of certificates	1
9.	Decisions by Local Authority to cancel in spite of tenant's objection	—
10.	Certificates cancelled by Local Authority	1

MOVABLE DWELLINGS

Twelve licences were granted under the Caravan Sites and Control of Development Act, 1960, subject to conditions based on the Ministry's Model Standards. Six months was allowed for the completion of the necessary works where these were required.

On these twelve sites, three were already in a satisfactory condition, three were closed down by the Operators and three more were brought up to the desired standard. Of the remaining three sites, works were in hand at one site at the end of the year and one other was deferred pending the Ministry's decision on the use of the site for industry; at the other, proceedings were authorised to enforce the conditions required by the licence. These nine sites are licensed for sixty-two caravans.

At one other site having twenty-five caravans, the Public Health Committee agreed to issue a licence to increase this number to one hundred and fifty, subject to all necessary works being done to bring the site into conformity with the Model Standards. The work included the provision of main drainage to all caravans.

It is considered that the Caravan Sites and Control of Development Act, 1960, together with the Model Standards issued by the Ministry, will be the means of securing a much needed improvement at certain caravan sites and some progress to this end has already been made in the Borough.

In view of the permanent nature of this type of caravan site, there is no reason why these should lack the amenities normally enjoyed by the average householder.

SAMPLES OF FOOD AND DRUGS SUBMITTED FOR ANALYSIS

In accordance with Ministry of Health requirements, the following samples were taken :—

<i>Commodity</i>	<i>Formal</i>	<i>Informal</i>	<i>Commodity</i>	<i>Formal</i>	<i>Informal</i>
Almonds, Ground ...	1	—	Indigestion Tablets ...	1	2
Apples	2	—	Influenza Mixture ...	—	1
Aspirin	1	—	Jam	2	1
Baking Mixture ...	2	—	Kidney Remedy ...	—	1
Beef Sausages ...	3	—	Kidneys	1	—
Black Pudding ...	3	—	Kippers	1	—
Brawn	1	—	Lemon Curd	2	1
Butter	2	—	Lemon Drink	1	—
Buttered Chocolate ...	—	1	Lemon Juice	1	—
Cake Mixture	—	1	Marzipan	—	1
Cereal	3	—	Meat Pudding	—	1
Charcoal Tablets ...	—	1	Milk	33	—
Cheese	1	1	Milk Pudding	—	1
Cherry Wine	1	—	Minced Beef	1	—
Chewing Gum	1	1	Mincemeat	2	—
Chicken	1	—	Mineral Water	2	1
Chinese Food	1	—	Nuts	1	—
Chlorophyll Tablets ...	—	1	Olive Oil	1	—
Chocolate	—	1	Orange Crush... ..	—	1
Chop Suey	1	—	Orange Juice	1	—
Christmas Pudding ...	1	—	Patties... ..	1	—
Cockles	1	—	Peaches	—	1
Colouring	—	1	Peanut Butter	—	1
Confectionery	2	1	Pears	1	—
Cough Mixture	2	3	Perry	1	—
Cough Tablets	—	1	Pickles	1	1
Crab	1	—	Pork Sausages	1	—
Crackers	—	1	Ravioli... ..	1	—
Cream Sponge	1	—	Relish	—	1
Curried Chicken	1	—	Rice	—	1
Demerara Sugar	1	—	Salad Cream	3	—
Dessicated Coconut ...	1	1	Sauce	—	1
Diet Food	—	1	Sausage Meat... ..	1	—
Dripping	1	—	Slimming Biscuits ...	—	1
Eclairs	1	—	Soup	—	3
Essence of Rennet ...	—	1	Spaghetti	1	—
Evaporated Milk	1	—	Sugarless Fruits	—	1
Fig Rolls	1	—	Sweetening Tablets ...	1	—
Fish Cakes	1	—	Tea	3	—
Fish Paste	—	3	Teacake	1	—
Foam Crystals	—	1	Tomato Juice... ..	1	—
Fritter Mixture	—	1	Tomato Paste	1	—
Fruit Cocktail	2	—	Tomato Puree	1	—
Fruit Pectin	—	1	Tonic	—	2
Frying Oil	4	—	Tonic Tablets	—	2
Garlic Powder	—	1	Treacle	1	—
Ginger	—	1	Tuna	—	1
Glace Fruits	1	—	Turkey Pies	1	—
Glucose	1	2	Vineger	2	—
Hazelnut Spread	—	1	Vitamin Tablets	—	1
Ice Cream	12	—	Yeast Tonic	—	1
Ice Cream Mixture ...	—	2			

Number of samples taken during 1961 :—

Formal	133
Informal	59
Total ...	192

**TEN SAMPLES WERE ADVERSELY REPORTED UPON BY
THE PUBLIC ANALYST DURING THE YEAR**

<i>Sample No.</i>	<i>Description</i>	<i>Formal or Informal</i>	<i>Report of Public Analyst</i>	<i>Remarks</i>
191	Milk	F	13.3% deficient in fat	Hot milk taken from counter in cafe. Proprietor requested to ensure proper mixing before sale
198	Cough Mixture	I	66% deficient in glycerin	See formal Sample No. 230
230	Cough Mixture	F	74% deficient in glycerin	Proceedings against manufacturer and vendor authorised
235	Lemon Juice	F	80% deficient in phosphate content	Warning letter sent to manufacturers
47	Beef Sausages	F	Preservatives not declared	Warning letter sent to vendor
59	Indigestion Tablets	I	40% deficient in magnesium trisilicate	Formal sample proved to be satisfactory
68	Beef Sausages	F	Preservatives not declared	Warning letter sent to vendor
102	Fish Cakes	F	9.0% deficient in fish	Warning letters sent to manufacturers and vendor
107	Milk	F	Slightly deficient in milk fat	No action
109	Pork Sausages	F	Slightly deficient in meat	No action

FOOD HYGIENE

Sixteen complaints were received in regard to unsatisfactory food. Seven of these related to mouldiness or other deterioration in quality and the remainder to the presence of various foreign bodies. The majority could have been avoided by the exercise of reasonable care on the part of retailers particularly, especially with regard to the rotation of stocks of made-up meat products.

One food vendor was prosecuted for selling a packet of sausages which were grossly unfit for human consumption. The sausages were, in fact, twelve days' old and had been in the vendor's hands for eight days. It was quite evident from the proceedings that the vendor was under the misapprehension that the sausages and similar products would keep for a long period when stored in an open refrigerated display cabinet. The proprietor was fined £50 with £3 3s. 0d. costs.

A local cafe was found to have fallen substantially below the standard of cleanliness and maintenance envisaged by the Food Hygiene Regulations. The proprietor of this cafe had previously had his attention drawn to the need for a general improvement, though this warning had little effect. After due consideration, the Public Health Committee decided that proceedings should be instituted.

A great deal of time is taken up with checking supplies in food shops. This has resulted in some 5,000 tins of various commodities being rejected as unfit, a considerable increase over last year's figure.

SALE OF UNSOUND FOOD

<i>Complaints received in 1961</i>	<i>Committee Decision</i>
Mouldy pork pie	Warning letter to retailer
Dirty bottle of milk	Warning letter to dairy
Mouldy sausages	Warning letter to vendor
String in bread loaf	Warning letter to baker
Larvae in milk bottle	Warning letter to dairy
Mouldy cheese spread	Warning letter to retailer
Sour bacon	Warning letter to vendor
Piece of metal in gooseberry tart ...	Warning letter to manufacturers
Wasp in cake	No action
Sour beef sausages	Proceedings taken. Vendor fined £50 plus £3 3s. 0d. costs
Mite infested chocolate	Warning letter to vendor
Unsound tin of corned beef	Warning letter to vendor
Cigarette end in chester cake ...	Warning letter to manufacturer
Piece of wax in packet of cornflakes	Manufacturers notified
Mouldy pork pie	Warning letter to retailer
Piece of metal in sausage	Warning letter to manufacturers

**PARTICULARS OF FOODSTUFFS EXAMINED AND REJECTED AS
UNFIT FOR HUMAN CONSUMPTION**

Tinned Foods				<i>Tins</i>	<i>Tons</i>	<i>cwts.</i>	<i>qrs.</i>	<i>lbs.</i>
Meat	595	—	18	—	17
Fish	280	—	1	3	22
Vegetables	879	—	6	3	25
Milk	149	—	1	—	15
Fruit	3,027	1	12	1	11
Soup	40	—	—	1	8
Jam	74	—	—	3	10
Miscellaneous tinned foods				55	—	—	1	10
Total				5,099	3	2	—	6

General					<i>Tons</i>	<i>cwts.</i>	<i>qrs.</i>	<i>lbs.</i>
Meat	—	19	—	7
Fish	—	4	3	24
Bacon	—	—	3	18
Cheese	—	—	1	—
Cooked Meat	—	—	1	8
Dried Fruits	—	1	1	17
Poultry	—	—	3	21
Frozen Eggs	—	1	1	—
Flour and Cereals	—	—	—	16
Miscellaneous	—	5	—	10
Total				...	1	14	1	9
Grand Total				...	4	16	1	15

ICE CREAM

Number of Ice Cream Premises Registered at 31st December, 1961.

<i>Storage and Sale</i>	<i>Manufacture, Storage and Sale</i>	<i>Storage only</i>
270	10	4

ICE CREAM CHEMICAL EXAMINATION

<i>Ref. No.</i>	<i>Total Solids %</i>	<i>Milk Fat %</i>	<i>Sugar %</i>	<i>Preservatives</i>
242	35.8	8.8	13.5	None
241	36.2	14.0	13.1	None
246	40.0	10.6	18.2	None
247	38.6	9.6	13.9	None
32	36.7	11.1	15.6	None
33	37.2	9.6	15.2	None
34	35.1	10.7	16.4	None
39	35.4	9.6	14.8	None
48	36.0	6.1	15.3	Nonr
54	37.3	6.2	14.9	None
116	32.2	5.7	14.1	None
37	38.8	9.4	15.4	None

ICE CREAM BACTERIOLOGICAL EXAMINATION

<i>Ref. No.</i>	<i>Methylene Blue Test</i>	<i>No. of Bacteria per 1 cc.</i>	<i>Bacillus Coli</i>	<i>Remarks</i>
1592	Satis.	25,000	Absent	Satis.
1593	Satis.	40,000	Present in one tube 1/10 cc.	Satis.
1594	Satis.	29,200	Present in one tube 1/10 cc.	Satis.
1595	Satis.	20,800	Present in one tube 1/10 cc.	Satis.
1596	Satis.	13,600	Present in two tubes 1/10 cc.	Satis.
1597	Satis.	40,000	Present in one tube 1/10 cc.	Satis.

MILK AND DAIRIES

A comprehensive reconstruction scheme has recently started on the large milk pasteurising plant in the town.

This plant, operated by a private company, has a daily throughput of 60,000 pints of Pasteurised and T.T. Pasteurised milk. This figure does not include a large number of $\frac{1}{3}$ pint bottles of milk per day delivered to the schools, the making of Yoghurt, and the bottling of a small quantity of Tuberculin Tested milk.

The pasteurising unit is a "High Temperature Short Time" Unit and regular tests are made of the Flow Diversion valve.

Samples of each grade of milk treated are regularly taken. The samples are subjected to the Phosphatase and Methylene Blue tests. Periodical swab tests being taken on the bottles leaving the washing machine.

The reconstruction scheme in progress is intended to provide improved loading and storage facilities as the premises are very congested at the present time.

A small, but well equipped laboratory, is in full use testing all incoming supplies of raw milk from individual farmers for fat content and added water, in addition to regular checks on the efficiency of the pasteurising plant.

Some large dairy farms are changing from glass to plastic tetrahedral cartons which were originally made by a Swedish firm and are said to be most satisfactory. The general adoption of such plastic containers for milk would have many advantages. It would avoid the troublesome problem of splinters of glass which appear in milk bottles with unfortunate regularity and the contamination of the returnable containers by paraffin and similar substances difficult to observe.

POLLUTION OF PITTVILLE LAKE

During the middle of May the main and children's boating lakes at Pittville Park became grossly polluted by sewage. A serious nuisance and risk of infection was caused at a time when the Park attracts a considerable number of children who paddle and fish for tiddlers in the boating lake. The Public Health Committee resolved that the Lake be closed and that paddling and fishing in the water be prohibited until such time as the pollution had ceased.

In co-operation with the Borough Surveyor's Department, inspections and examinations were carried out over an extensive area. It was found that the effluent from a storm water drain which discharged into a stream supplying the lakes contained faecal matter. The foul and surface water drains of new houses in the area were tested with colour trace and it was, in fact, found that three of the houses had been inadvertently connected to the surface water sewer. The builder took immediate steps to re-connect these drains to the foul sewer. However, during subsequent rain storms, sewage effluent was again observed entering the Lake. Further investigations were made and the source of contamination was traced to a point adjacent to the Prestbury sewer, which, upon being exposed, was found to be leaking and the sewage effluent was finding its way into the storm water sewer in Evesham Road. Repairs were carried out and the children's boating lake was emptied, cleaned and disinfected prior to being re-opened.

PUBLIC ABATTOIR

The total throughput of animals slaughtered during the year increased, and for the first time since 1940, when all slaughtering for North Gloucestershire was carried out at the Abattoir, exceeded 40,000 animals. This represents, in fact, an overall increase of 21.6% of the throughput for the previous year, and is a result of increased business activity by the two Wholesale Meat Companies operating from the Abattoir. (Early in the year the lease held by the Mutual Meat Company on part of the Abattoir premises was taken over by the Fatstock Marketing Corporation).

There is at present every reason to believe that the throughput will continue to increase. Whilst the Abattoir is capable of dealing with a higher throughput over most of the year, unfortunately the meat trade is such that considerably more animals are slaughtered in the winter months and it is then that difficulty arises with "cooling hall" space. It may, therefore, become necessary to consider extending the premises in order to cope adequately.

The question of hanging space for dressed carcasses has already been raised by the Wholesale Companies, on the grounds that in the existing cooling halls/sales rooms no temperature control is possible in the summer months, so that the keeping quality of the carcass meat is impaired. It is felt, therefore, that additional accommodation would best be provided in the form of a "chilled room" where some control of both temperature and humidity could be exercised.

Towards the end of the year the Cheltenham and District Wholesale Meat Company added to their fleet of meat transport vehicles a large capacity truck with insulated and refrigerated body. This should add considerably to the quality of the meat transported over long distances.

Reference to the table showing the percentage and number of animals found on examination to be diseased will reveal a large increase in the number of bovine animals, particularly cows, affected with tuberculosis. It must be pointed out, however, that they result directly from the Bovine Tuberculosis Eradication Scheme carried out over recent years, in which all cattle on the farms are submitted to Tuberculin Tests and any "reactors" are slaughtered. The great majority of these "reactors" found in the County of Gloucestershire have been directed over the past year to the Cheltenham Public Abattoir by the Ministry of Agriculture, Fisheries and Food. No less than 380 bovine animals were slaughtered under this scheme and, of these, 251 were found to have tubercular lesions and in 6 cases total condemnation of the carcass and organs was necessary.

Apart from these animals, "untested" cattle are imported alive from Ireland under a strict licensing procedure and are allowed into the country only for immediate slaughter and only at certain approved slaughterhouses. One of these is the Cheltenham Public Abattoir. Of these animals, all good quality steers and heifers, 15 were found to be infected with localised tubercular lesions and the affected parts rejected as unfit for human consumption.

Excluding these two groups of animals from the figures we have the unprecedented situation of only one case of tubercular infection being found in home-produced beef animals during the year under review.

It is also encouraging to see a reduction in the incidence of tuberculosis in pigs, 3.1% in 1961, compared with 4.3% in the previous year.

**CARCASSES AND OFFAL INSPECTED AND CONDEMNED IN WHOLE
OR IN PART AT CHELTENHAM PUBLIC ABATTOIR
ANNUAL SUMMARY ENDING 31st DECEMBER, 1961**

	Cattle Excluding Cows	Cows	Calves	Sheep and Lambs	Pigs	Total
Number killed	5,204	549	2,126	17,692	14,446	40,017
Number inspected	5,204	549	2,126	17,692	14,446	40,017
All diseases except Tuberculosis and Cysticerci						
Whole carcasses condemned	9	13	36	23	72	153
Carcasses of which some part or organ was condemned	1,370	184	6	204	1,112	2,876
Percentage of the number inspected affected with disease other than tuberculosis and cysticerci	26.5%	36.0%	2.0%	1.2%	8.1%	7.5%
Tuberculosis only :						
Whole carcasses condemned	4	1	1	—	6	12
Carcasses of which some part or organ was condemned	101	152	8	—	447	708
Percentage of the number inspected affected with tuberculosis	2.0%	27.8%	0.4%	—	3.1%	1.8%
Cysticercosis only :						
Carcasses of which some part or organ was condemned	72	—	—	—	—	72
Carcasses submitted to treatment by refrigeration	18	—	—	—	—	18
Generalised and totally condemned	—	—	—	—	—	—

TOTAL WEIGHTS OF MEAT AND ORGANS REJECTED, 1961

	Tons	Cwts.	Qrs.	Lbs.	Tons	Cwts.	Qrs.	Lbs.
Bovine								
Meat in Carcass	6	12	—	—				
Meat not in Carcass	3	6	1	12				
Organs and Viscera	8	19	2	27				
TOTAL	18	18	—	11	18	18	—	11
Ovine								
Meat in Carcass	—	9	2	20				
Meat not in Carcass	—	1	1	1				
Organs and Viscera	—	7	—	7				
TOTAL	—	18	—	—	—	18	—	—
Swine								
Meat in Carcass	3	19	—	24				
Meat not in Carcass	3	19	2	8				
Organs and Viscera	2	5	3	16				
TOTAL	10	4	2	20	10	4	2	20
TOTAL CARCASS MEAT	18	8	—	9				
TOTAL ORGANS AND VISCERA	11	12	2	22				
TOTAL	30	—	3	3	30	—	3	3

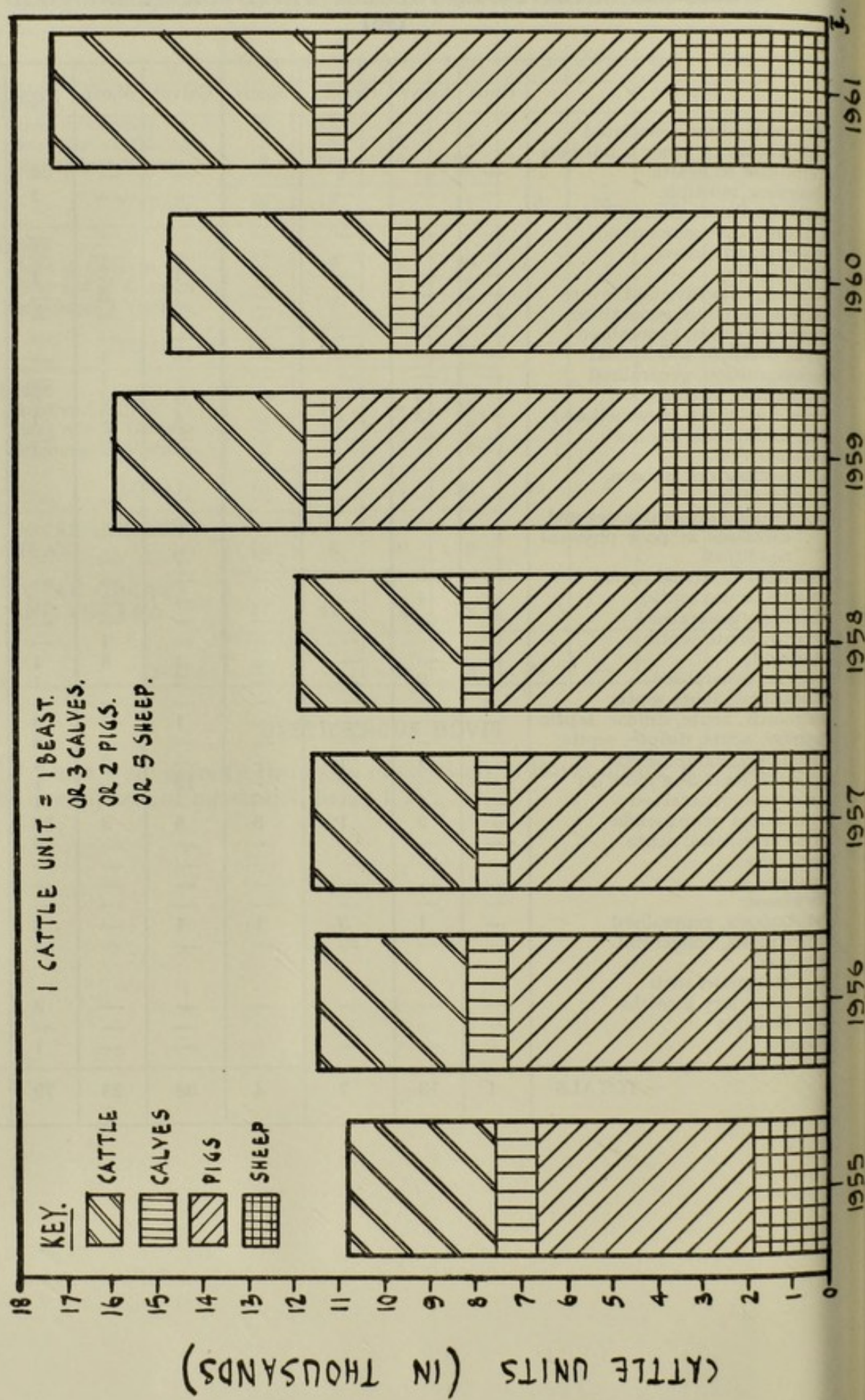
CYSTICERCUS BOVIS

There were seventy-two cases of Cysticercus Bovis during the year, the overall rate of infestation being 1.25%.

CARCASSES REJECTED AS TOTALLY UNFIT FOR HUMAN FOOD **1961**

Disease	Bulls	Cows	Heifers	Steers	Calves	Sheep	Pigs	Total
Abnormal odour, associated with disease or other conditions prejudicial to health	—	—	1	—	—	—	—	1
Abscesses, multiple	—	—	—	—	—	—	1	1
Actinobacillosis, generalised, actinomycosis, generalised	—	—	—	—	—	—	—	—
Anaemia, advanced	—	—	—	—	—	—	—	—
Bad Bleeding	—	—	—	—	1	—	1	2
Bruising, extensive and severe	—	—	—	—	1	3	—	4
Cysticercus bovis, generalised	—	—	—	—	—	—	—	—
Cysticercus ovis, generalised	—	—	—	—	—	—	—	—
Cysts, multiple widespread	—	—	—	—	—	1	—	1
Decomposition, generalised	—	—	—	—	—	1	—	1
Emaciation, pathological	—	3	—	—	1	5	3	12
Fever (including salmonellosis)	—	2	1	—	4	2	1	10
Foot and mouth disease	—	—	—	—	—	—	—	—
Immaturity								
(a) Stillborn or unborn carcasses	—	—	—	—	—	—	—	—
(b) Oedematous carcasses and carcasses in poor physical condition	—	—	—	—	7	—	—	7
Malignant catarrhal fever	—	—	—	—	—	—	—	—
Mastitis, acute septic	—	1	—	—	—	—	—	1
Melanosis, generalised	—	—	—	—	—	—	—	—
Metritis, acute septic	—	—	—	—	—	1	—	1
Moribund	—	—	—	—	1	5	1	7
Oedema, generalised	1	2	—	—	2	—	1	6
Pericarditis, acute septic	—	—	—	—	—	—	—	—
Peritonitis, acute, diffuse, septic	—	—	—	—	1	—	6	7
Pleurisy, acute, diffuse, septic	—	—	—	—	—	—	5	5
Pneumonia, acute, septic	—	1	1	—	—	2	4	8
Pyaemia, including joint ills	—	—	—	—	13	—	1	14
Sarcocysts, generalised	—	—	—	—	—	—	1	1
Septicaemia or toxæmia	—	3	1	3	6	3	38	54
Swine erysipelas, acute	—	—	—	—	—	—	6	6
Swine fever	—	—	—	—	—	—	—	—
Tetanus	—	—	—	—	—	—	—	—
Trichinosis	—	—	—	—	—	—	—	—
Tuberculosis, generalised	—	1	3	1	1	—	6	12
Tuberculosis, congenital	—	—	—	—	—	—	—	—
Tumours								
(a) Malignant with secondary growths	—	—	—	—	—	—	3	3
(b) Multiple	—	—	—	—	—	—	—	—
Uraemia	—	—	—	—	—	—	1	1
TOTALS	1	13	7	4	38	23	79	165

CHELTHENHAM PUBLIC ABATTOIR ~ THROUGHPUT IN CATTLE UNITS.



FOWL PEST

On 19th December, 1961, notification was received from the Ministry of Agriculture, Fisheries and Food Veterinary Department that fowl pest had occurred on premises at Hesters Way and that 5,300 birds would be destroyed by means of gassing with hydrogen cyanide gas.

This work was carried out on 20th December by the London Fumigation Company and the precautionary measures provided in the Regulations were satisfactorily carried out. The birds were buried at a depth of 8 feet on a site free of any water supplies, wells, springs or watercourses.

This very virulent disease initially affected about 20 birds in the centre of a battery containing 2,000 laying pullets, but within two days all the birds were showing signs of the disease.

Destruction by gassing is of recent adoption; it is rapid, humane and a great advance on the original method which involved the difficult task of catching birds kept in deep litter houses, for manual slaughter.

NOISE ABATEMENT ACT, 1960

Many complaints are received due to the development of industry in close proximity to residential areas. Small workshops are often taken over and expanded beyond their normal capacity, using machinery and mechanical aids. This often creates nuisances of noise and vibration, to which fans and "music while you work" are added.

It is hoped to compare the noise emanations from similar types of factories and assess their intensity with the aid of a noise meter which is essential if the provisions of the Act are to be enforced.

A considerable reduction of nuisance has been achieved by interviews and recommendations by the Inspectors and adequate insulation undoubtedly plays a great part in the eradication of these nuisances from certain types of factories.

FELLMONGERY AND HIDE AND SKIN FACTORY

There is one Fellmonger's premises in the Borough. The business was established over 100 years ago and the initial treatment and processing of hides and skins was carried out in three separate premises. Two of these premises were situated in central areas of the town and by the nature of the trade, nuisances were caused to both domestic and commercial establishments in the vicinity. In recent years, however, it has been the policy of the Company to centralise the business. During the year the new modern buildings especially designed and constructed for the trade were completed. Therein the hides and skins are treated under conditions and in a manner which minimises as far as possible the many nuisances resulting from this trade.

This establishment receives hides and skins from abattoirs and slaughterhouses over a wide area and, in spite of the large throughput, the number of complaints has been few and were received during the period of very hot weather.

PESTS CONTROL

The eradication of rats and mice is the main duty of the Pests Section. Complaints of infestation showed an increase and the number of premises of all kinds found to be infested was higher than in previous years. Successful treatments were carried out, using mainly ready-mixed Warfarin poison containing a preservative. The ability of the rodent tribe constantly to replenish its numbers is surprising, bearing in mind the widespread and efficient use of poison over the year, the activities of various natural predators, the elimination of older buildings which give harbourage, the co-operation of the public in notifying infestations, and other factors.

Many calls were received requiring extermination of wasps, and 252 treatments were carried out, producing an income of £100.

Only a limited measure of success has been achieved in dealing with the town's pigeon population. Trapping in baited cages fixed on flat roofs is effective in winter, and these birds can also be caught in roof spaces after dark, but other methods are not suitable for use in urban areas, so that the number of pigeons does not diminish appreciably and preventative measures have to be adopted.

Rabbits are again reappearing on Corporation-owned land and causing damage to allotments. They do not seem to burrow as before and so are not easily located and destroyed.

D.D.T. in its various forms continues to be the insecticide mainly used in the Department: some instances of resistant strains of flies and cockroaches have been noted.

PREVENTION OF DAMAGE BY PESTS ACT, 1949

PART 1—RATS AND MICE

	<i>Rats</i>	<i>Mice</i>	<i>Total</i>
1. Complaints Received : ...	290	264	554
2. Number of Premises Inspected :			
(a) As a result of complaint			
Private Dwellings ...		436	
Business Premises ...		140	
Local Authority Properties		45	
		—	621
(b) As routine visit or survey			
Private Dwellings ...		117	
Business Premises ...		257	
Local Authority Properties		176	
		—	550
3. Number of Premises found to be infested :			
	<i>Rats</i>	<i>Mice</i>	
Private Dwellings ...	372	332	704
Business Premises ...	88	142	230
Local Authority Premises	20	19	39
		—	937
4. Number of Visits Paid :			
	<i>Rats</i>	<i>Mice</i>	
(a) For inspection ...	1,658	558	2,216
(b) For treatment ...	1,140	583	1,723
		—	3,939
5. Sewer Maintenance Treatments :			
Total number of manholes in Borough	1,657
Maintenance Treatment No. 29 (April, 1961)			
Number of sewer manholes baited	274
" " " where poison bait taken			26
			9.5%
Maintenance Treatment No. 30 (October/November, 1961)			
Number of sewer manholes baited with poison	228
" " " where poison bait taken			52
			22.8%

PART II—OTHER PESTS

1. Complaints received :							
	<i>Ants</i>		<i>Moles</i>		<i>Wasps</i>	<i>Insects</i>	
	<i>Flies</i>	<i>Beetles</i>	<i>Rabbits</i>	<i>Pigeons</i>	<i>Bees</i>	<i>etc.</i>	<i>Total</i>
	18	26	6	19	286	2	357
2. Number of Visits Paid :							
Inspection	8	20	44	24	57	2	155
Treatment	10	39	19	41	252	—	361

CHIEF PUBLIC HEALTH INSPECTOR'S STAFF

as at 31st December, 1961

TECHNICAL

Deputy Chief Public Health Inspector	<i>A. L. Jones, M.A.P.H.I., San.Science R.S.H. *†</i>
District Inspectors	<i>H. Stone, M.A.P.H.I.*†</i> <i>G. J. C. Buck, M.A.P.H.I., M.R.S.H.*†</i> <i>A. H. Carling, M.A.P.H.I., A.R.S.H.*†</i> <i>R. J. Wintle, M.A.P.H.I. *†</i>
Pupils	<i>R. E. Jones</i> <i>D. Wise</i>

ABATTOIR

Meat Inspector	<i>R. Hullab, M.Inst.M.*†</i>
Superintendent	<i>T. W. Agg</i>
Assistant Superintendent	<i>A. H. J. Lewis</i>
Handyman	<i>A. Edwards</i>
Handyman	<i>R. J. Wiggett</i>
Driver/Handyman	<i>A. S. J. Langston</i>

*Certified Meat and Food Inspector, R.S.H.

†Public Health Inspector's Education Board Certificate.

DISINFECTION AND DISINFESTATION

Disinfection Officer	<i>G. Cross.</i>
----------------------	------------------

DRAIN-TESTING, ETC.

Operator	<i>R. J. Wood</i>
----------	-------------------

RODENT CONTROL

Pests Officer	<i>A. Anson.</i>
Operators	<i>G. Richardson.</i> <i>H. J. Nunney.</i>

CLERICAL

Senior Clerk	<i>D. Y. Harrison.</i>
Secretary	<i>Miss M. E. J. Edden.</i>
Clerical Assistant	<i>Miss J. M. McDonald</i>
Shorthand-Typist	<i>Miss J. Pickering.</i>
Junior Clerk	<i>Miss J. Begley</i>

