

[Report 1965] / Medical Officer of Health, Chatham Borough.

Contributors

Chatham (Kent, England). Borough Council.

Publication/Creation

1965

Persistent URL

<https://wellcomecollection.org/works/fcq34qfe>

License and attribution

You have permission to make copies of this work under a Creative Commons, Attribution license.

This licence permits unrestricted use, distribution, and reproduction in any medium, provided the original author and source are credited. See the Legal Code for further information.

Image source should be attributed as specified in the full catalogue record. If no source is given the image should be attributed to Wellcome Collection.



Wellcome Collection
183 Euston Road
London NW1 2BE UK
T +44 (0)20 7611 8722
E library@wellcomecollection.org
<https://wellcomecollection.org>



BOROUGH OF CHATHAM

ANNUAL

REPORT

of

Medical Officer of Health

L. F. McWILLIAMS, M.C., M.B., B.Ch., D.P.H.

and


Chief Public Health Inspector

T. BARLEY, M.A.P.H.I.

For the Year

1965





Digitized by the Internet Archive
in 2017 with funding from
Wellcome Library

<https://archive.org/details/b290999328>

MEMBERS OF THE CHATHAM COUNCIL

AS AT 31ST MARCH 1965



The Mayor (Councillor A. Power, J.P.)

BOROUGH OF CHATHAM

ANNUAL

REPORT

of

Medical Officer of Health

L. F. McWILLIAMS, M.C., M.B., B.Ch., D.P.H.

and

Chief Public Health Inspector

T. BARLEY, M.A.P.H.I.

For the Year

1965

MEMBERS OF THE CHATHAM COUNCIL

AS AT 31ST DECEMBER, 1965

The Mayor (Councillor R. Foster, J.P.)

The Deputy Mayor (Councillor J. C. Buck)

Alderman F.B. Semple, B.Sc.	Councillor E.H.H. Rhodes, B.E.M., I.S.M.
Alderman J.S. Thomas	Councillor A.J. Deighton
Alderman C.E. Harvey	Councillor H.H. Duckett
Alderman R.L.W. Parsons	Councillor A.B. Greenaway
Alderman A.G.C. Brown, A.M.I.E.E.	Councillor Mrs. N.K. Whitton
Alderman Mrs. B. Grieveson, J.P.	Councillor R.B. Rider
Councillor T.H. Hill	Councillor J.W. Bedson
Councillor D.G. Atkinson	Councillor G.E. Bennett
Councillor Mrs. E.R.S. Aldam	Councillor V.S. Bruce
Councillor R.E. Bean	Councillor E.P.J. Fewkes
Councillor G.H. Balderston	Councillor P.W. Hurst

HEALTH COMMITTEE

This consists of:

(A) Up to May, 1965

Chairman: Alderman Mrs. B. Grieveson, J.P.

Vice Chairman: Councillor A.J. Deighton

The Mayor (Councillor J.C. Buck, J.P.) (ex-officio)

Alderman Harvey

Councillors Atkinson, Young, Cooper, Cox, Bean,
Foster, Collacott, Rhodes and Duckett

(B) From May, 1965

Chairman: Alderman Mrs. B. Grieveson, J.P.

Vice Chairman: Councillor A.J. Deighton

The Mayor (Councillor R. Foster, J.P.) (ex-officio)

Alderman Harvey

Councillors Atkinson, Bean, Rhodes, Duckett, Greenaway,
Bedson, Bruce, Fewkes and Hurst

Staff of Public Health Department

MEDICAL OFFICER OF HEALTH:

(Combined appointment with City of Rochester and Strood R.D.C.)

L. F. McWILLIAMS, M.C., M.B., B.Ch., D.P.H.

(also undertakes duty as Medical Referee,
Medway Crematorium and Port Medical Officer, Rochester)

DEPUTY MEDICAL OFFICER OF HEALTH AND ASSISTANT MEDICAL OFFICER KENT COUNTY COUNCIL:

(Combined appointment with City of Rochester and Strood R.D.C.)

R. G. BRENNEN, M.B., B.Ch., B.A.O., D.P.H.

(also undertakes duty as Deputy Medical Referee,
Medway Crematorium and Deputy Port Medical Officer, Rochester)

Chief Public Health Inspector

T. BARLEY, M.A.P.H.I. (a)(b)(c)

(Combined appointment with City of Rochester)

Senior Public Health Inspector (Administration)

A. J. MOORE, M.A.P.H.I. (a)(b)(c)

Senior District Public Health Inspector

A.E.R. SOUTH (a)(b)

District Public Health Inspectors:

B. LEWIS(a)(b)

F.C. GAFFNEY, M.A.P.H.I.(a)(b)

D.J. AINSLEY, M.A.P.H.I.(d)

M.J. GIBLIN (a)(b)(c)

Student Public Health Inspectors:

D.T. SPRINGATE

J. NORTH

E.J. STIRZAKER

Chief Clerk:

O. THOMAS

Clerks:

MRS. J. PARKER

MRS. C. E. STOKER

MISS D. WOOD

Other Employees:

Foreman and Rodent Operator - W. T. SOUTHERN

Driver - P.L. SMALLEY

- (a) Public Health Inspector's Certificate
- (b) Meat and Other Foods Inspector's Certificate
- (c) Smoke Inspector's Diploma
- (d) Diploma of Public Health Inspectors' Education Board

Public Health Department,
"Riverside",
Globe Lane,
CHATHAM.

To the Mayor, Aldermen and Councillors of the Borough of Chatham.

Your Worship, Mesdames and Gentlemen,

This report is a statutory requirement and has to be compiled each year in accordance with the instructions of the Ministry of Health. It should not be considered as an assessment of the state of health of the citizens of the Borough but rather as an attempt to present information relating to the vital statistics of the community in the area, in an orderly manner and to draw attention to the primary responsibility of the Health Department, i.e. environmental hygiene and the control of infectious disease.

To carry out this duty there is an approved establishment of two part time Medical Officers, five district Public Health Inspectors, one Senior Public Health Inspector and a Chief Public Health Inspector (shared half-time with neighbouring authority).

While recognising its limited sphere of power there were times during the year when the Council expressed its interest and concern in matters affecting community health generally, such as Cervical Smear Clinics, Adult Screening Clinics and the care of the aged.

STATISTICS

POPULATION

52,430

The Registrar General's mid-year estimate showed an increase of 1,210 over last year's figure.

TOTAL LIVE BIRTHS

1,223

This was an increase of 58 over the previous year's total to parents normally resident in the Borough.

BIRTH RATE

21.46 per 1,000
Population

The birth rate per 1,000 of the population is calculated by using the comparability factor and was well in excess of the rate for England and Wales of 18.10 per 1,000 population and also above the local figure of the previous year of 20.92 per 1,000 population.

STATISTICS, continued

ILLEGITIMATE BIRTHS

66

This figure was two less than the previous year's total. As a percentage of the total births it gave a figure of 5.39 and could be said to compare favourably with the national average for England and Wales of 7.67. Two illegitimate children died under the age of one year.

TOTAL STILL BIRTHS

16

The Still Birth Rate of 12.91 per 1,000 total births was well below the national figure for England and Wales of 15.80.

INFANT MORTALITY

Total Deaths Under 1 Year

18

The infant mortality rate was 14.72 per 1,000 total live births which compared favourably with the rate for England and Wales of 19.00.

Included in the total of infant deaths under 1 year were 10 who died within the first month of life.

DEATH RATE

Total Deaths

513

The corrected death rate was 11.83 per 1,000 population being in keeping with the national figure for England and Wales of 11.50 per 1,000 population. 40% of the deaths were in the 75 and over group. The main causes of death retained the usual pattern, being:-

(a) Degenerative disease of the

Circulatory System 50.1%

(b) Cancer (all forms) 17.7%

Included within this figure are 18 male deaths and 5 female deaths due to carcinoma of lungs.

(c) Diseases of the Respiratory System

(Excluding Tuberculosis

and Cancer) 12.7%

Violent Deaths

Male Female

Accidents (Motor) 2 4

All Other Accidents 8 -

Suicide 5 2

INFECTIOUS DISEASES

MEASLES

Total Notifications

977

The disease was prevalent during the early part of the year being a follow on from commencement of epidemic of final quarter of 1964.

DYSENTERY

(See Appendix "D")

There were 101 notifications relating to this infection but it is considered probable that many more cases of the disease occurred. Over half the known cases were traced to an explosive outbreak at a private Day Nursery registered by the County Council under the Nursery & Child Minders (Regulation) Act, 1948. Having regard to the total number of children and staff at the Nursery, it was considered that the spread of infection within the Nursery was related to the paucity of suitable sanitary facilities.

WHOOPING COUGH

The number of notifications received was 26 being a threefold increase over the previous year's total.

SCARLET FEVER

Notifications amounted to 43, being the highest number of notifications received annually for past five years.

TYPHOID FEVER

One case recorded in the statistics and reported to Ministry of Health solely by reason of first being diagnosed in an hospital in the area of the Borough.

TUBERCULOSIS

There were 15 primary notifications of Pulmonary Tuberculosis and 6 notifications of other forms of Tuberculosis infection.

At the end of the year the total number of persons on the Tuberculosis Register was 396, being 10 fewer than the figure at the same time last year.

Deaths certified as due to or associated with Tuberculosis numbered two.

ENVIRONMENTAL HEALTH

ABATEMENT OF ATMOSPHERIC POLLUTION

Smoke Control Order No. 3 became operative on the 1st July, 1965, and as a result there are now some 4,000 houses in Smoke Control Areas representing about one quarter of the total houses in the Borough. A further Order was submitted to the Minister for confirmation (Smoke Control Order No. 4) so that steady progress towards elimination of pollution of the atmosphere from Smoke continued.

HOUSING

The largest continuous area of unfit property within the Borough, i.e. Henry Street, comprising some 250 properties was the subject of inspection and report to the Council, which showed that over 60% could be classified as unfit for human habitation.

OFFICES, SHOPS AND RAILWAY PREMISES ACT, 1963

At the end of the year 591 premises had been registered but only about 10% had been inspected.

FOOD AND DRUGS ACT, 1955

The percentage of animals inspected for the purpose of this Act continued to be 100% - mainly pigs, sheep and cattle. The total of animals involved amounted to 11,887.

FOOD HYGIENE (GENERAL) REGULATIONS, 1960

386 inspections were carried out by the Public Health Inspectorate.

The infrequently publicised work of the Public Health Inspectorate remains the best stimulus to the improvement of hygienic circumstances in the Borough.

--ooOoo--

STAFF

Mr. Giblin was appointed on 1st March, 1965, to fill the only vacancy on the establishment of Public Health Inspectors. Miss B. Masters resigned as Clerk and Miss D. Wood took her place.

CONCLUSION

I am grateful for the information supplied by officers in other Departments of the Council which has been used in the preparation of this report.

In particular I record my appreciation of the help afforded by the County Medical Officer in providing details of the County Council Health and Welfare Services in the area. Furthermore, I would like to thank the Chairman and Members of the Health Committee for their continued support and interest in the work of the Health Department throughout the year.

I have the honour to be,
Your Obedient Servant,

L. F. McWILLIAMS

Medical Officer of Health

STATISTICS AND SOCIAL CONDITIONS OF THE AREA

Area (in acres)	4,371
Number of inhabited houses on the Rate Books -	
Dwelling houses	15,500
Shops with living accommodation	346
Licensed premises, hotels, etc., with living accommodation... ..	82
Rateable Value	£1,792,165
Product of penny rate (1964-65)	£7,151

EXTRACTS FROM VITAL STATISTICS

Registrar-General's estimate of resident population (Including forces stationed in the area)	52,430
--------------------------------------------------------------------------------------------------------	--------

Total Births (Live and Still)

	M.	F.	<u>Total</u>
Live Births, Legitimate ...	589	568	
Illegitimate ...	<u>30</u>	<u>36</u>	
	<u>619</u>	<u>604</u>	
			1,223
Still Births, Legitimate ...	11	5	
Illegitimate ...	<u>-</u>	<u>-</u>	
	<u>11</u>	<u>5</u>	
			<u>16</u>
			<u>1,239</u>

Birth Rate

Birth rate per 1,000 of estimated population (crude rate)	23.33
Corrected by comparability factor (0.92)	21.46
Still birth rate per 1,000 live and still births	12.91

Total Deaths

All causes at all ages	513
-------------------------------	-----

Death Rate

Death rate per 1,000 estimated population (crude rate)	9.78
Corrected by comparability factor (1.21)... ..	11.83

Infant Mortality Rate

Deaths of infants under 1 year of age	18
All infants per 1,000 live births	14.72

STATISTICS AND SOCIAL CONDITIONS OF THE AREA, continued

EXTRACTS FROM VITAL STATISTICS, continued

Neo-Natal Mortality Rate

Deaths of infants under 4 weeks of age	10
Death rate per 1,000 live births	8.18

Early Neo-Natal Mortality Rate

Deaths of infants under 1 week of age	9
Death rate per 1,000 live births	7.36

The following table shows the average Birth, Death and Infant Mortality Rates for five yearly periods from 1910-1964 and Rates for the year 1965 (crude):-

Period	Birth Rate per 1,000 of estimated population	Death Rate per 1,000 of estimated population	Infant Mortality per 1,000 births
1910 to 1914	25.1	13.4	105
1915 to 1919	22	18	97
1920 to 1924	22.1	12.3	73
1925 to 1929	19.53	12.96	73.2
1930 to 1934	16.86	12.1	58
1935 to 1939	16.01	12.02	53.48
1940 to 1944	20.29	14.64	65.57
1945 to 1949	22.55	14.97	36.24
1950 to 1954	16.04	10.61	31.39
1955 to 1959	18.30	9.48	20.14
1960 to 1964	21.37	9.93	19.75
1965	23.33	9.78	14.72

STATISTICS AND SOCIAL CONDITIONS OF THE AREA, continued

EXTRACTS FROM VITAL STATISTICS, continued

The following table shows the number and percentage of deaths occurring at different age groups:-

Under 1 year	1 and Under 5	5 and under 15	15 and under 25	25 and under 35	35 and under 45	45 and under 55	55 and under 65	65 and under 75	75 and over
18	6	4	6	9	19	33	81	124	213
3.51	1.17	0.78	1.17	1.76	3.70	6.43	15.79	24.17	41.52

Deaths of persons aged 65 years and over:-

Age	M.	F.
65 - 69	29	25
70 - 74	38	31
75 - 79	36	34
80 - 84	31	40
85 - 89	12	33
90 - 94	11	12
95 - 100	1	4
100	-	-
TOTAL	158	179

INFANTILE MORTALITY

The following table shows the causes of infantile deaths in relation to age.

Disease	Under 4 weeks	4 weeks and under 1 year
1. Congenital Malformations	1	3
2. Other Defined and Ill-defined Diseases	9	4
3. Accidents	-	1
TOTAL	10	8

The following table shows statistically the increase in population per 1,000 persons living in five yearly periods since 1922 and the years 1962, 1963, 1964 and 1965:-

Period	Birth Rate	Death Rate	Natural increase per 1,000 Population
1922-1926	20.72	12.2	8.52
1927-1931	18.72	13.02	5.7
1932-1936	15.92	11.68	4.24
1937-1941	17.37	13.42	3.95
1942-1946	21.59	13.84	7.75
1947-1951	19.85	12.1	7.75
1952-1956	16.35	9.88	6.47
1957-1961	19.76	9.59	10.17
1962	21.53	9.89	11.64
1963	21.82	10.08	11.74
1964	22.74	10.07	12.67
1965	23.33	9.78	13.55

TOTAL DEATHS, 1965

Chatham M.B.			
Causes of Death		M.	F.
All Causes		275	238
1.	Tuberculosis, respiratory.. ..	1	-
2.	Tuberculosis, other	-	1
3.	Syphilitic disease	2	-
4.	Diphtheria	-	-
5.	Whooping cough	-	-
6.	Meningococcal infections	-	-
7.	Acute poliomyelitis	-	-
8.	Measles	-	-
9.	Other infective and parasitic diseases	-	-
10.	Malignant neoplasm, stomach	4	1
11.	Malignant neoplasm, lung, bronchus ..	18	5
12.	Malignant neoplasm, breast	-	7
13.	Malignant neoplasm, uterus	-	2
14.	Other malignant and lymphatic neoplasms	28	26
15.	Leukaemia, Aleukaemia	3	-
16.	Diabetes	2	5
17.	Vascular lesions of nervous system ..	22	28
18.	Coronary disease, angina	71	50
19.	Hypertensions with heart disease ..	7	7
20.	Other heart disease	17	35
21.	Other circulatory disease	13	7
22.	Influenza	-	-
23.	Pneumonia	17	15
24.	Bronchitis	18	10
25.	Other diseases of respiratory system	2	3
26.	Ulcer of stomach and duodenum	1	1
27.	Gastritis, enteritis and diarrhoea ..	1	-
28.	Nephritis and nephrosis	1	1
29.	Hyperplasia of prostate	1	-
30.	Pregnancy, childbirth, abortion ..	-	1
31.	Congenital malformations	9	2
32.	Other defined and ill-defined diseases	22	25
33.	Motor vehicle accidents	2	4
34.	All other accidents	8	-
35.	Suicide	5	2
36.	Homicide and operations of war ..	-	-

PREVALENCE OF AND CONTROL OVER INFECTIOUS DISEASES

(a) Notifiable Diseases (Other than Tuberculosis) during the year 1965

DISEASES	TOTAL CASES NOTIFIED	TREATED IN HOSPITAL
Scarlet Fever.. .. .	43	-
Pneumonia (Primary or Influenzal)	13	-
Typhoid Fever	1	1
Measles	977	1
Whooping Cough	26	-
Dysentery	101	-
Food Poisoning	5	-
Erysipelas	3	-
Meningococcal Infection	1	1
Ophthalmia Neonatorum	2	-

(b) Notifiable Diseases (Ages)

	Whooping Cough	Measles	Scarlet Fever	Pneumonia	Typhoid Fever	Erysipelas	Food Poisoning	Dysentery	Meningococcal Infection	Ophthalmia Neonatorum
Under 1	6	31	-	-	1	-	-	2	-	2
1 - 2	9	267	4	1	-	-	-	14	-	-
3 - 4	3	287	14	2	-	-	-	28	1	-
5 - 10	8	376	21	-	-	-	-	27	-	-
11 - 15	-	9	3	-	-	-	-	9	-	-
16 - 20	-	4	1	1	-	-	-	3	-	-
21 - 25	-	3	-	-	-	-	-	5	-	-
26 - 35	-	-	-	1	-	1	-	9	-	-
36 - 45	-	-	-	3	-	-	1	4	-	-
46 - 65	-	-	-	2	-	1	3	-	-	-
66 up	-	-	-	3	-	1	1	-	-	-
TOTALS	26	977	43	13	1	3	5	101	1	2

PREVALENCE OF AND CONTROL OVER INFECTIOUS DISEASES, continued

(c) Notifiable Diseases (Wards)

	Whooping Cough	Measles	Scarlet Fever	Pneumonia	Typhoid Fever	Erysipelas	Food Poisoning	Dysentery	Menin- gococcal Infection	Ophthalmia Neonatorum
St. Mary's	2	31	-	-	-	-	-	3	-	-
St. John's	12	383	17	3	-	-	1	56	-	1
St. Michael's	1	42	6	-	-	-	-	5	-	-
St. Paul's	-	39	5	2	1	2	-	9	-	-
Luton	9	395	14	6	-	1	1	25	1	1
Christchurch	2	87	1	2	-	-	3	3	-	-
TOTALS	26	977	43	13	1	3	5	101	1	2

(d) Notifiable Diseases (By Months of Year)

January	1	242	7	-	-	-	3	-	-	-
February	9	368	11	3	-	-	-	2	-	-
March	1	270	6	4	-	-	-	-	-	-
April	1	48	1	4	-	-	-	-	1	-
May	-	26	1	1	-	1	-	2	-	-
June	1	7	1	-	1	-	-	1	-	-
July	-	6	-	-	-	-	-	3	-	2
August	-	1	1	-	-	1	-	-	-	-
September	4	4	2	-	-	-	1	-	-	-
October	2	2	1	-	-	-	-	3	-	-
November	-	1	5	1	-	1	1	66	-	-
December	7	2	7	-	-	-	-	24	-	-
TOTALS	26	977	43	13	1	3	5	101	1	2

(e) Table Showing Number of Cases of Infectious Diseases, 1936-1965

Year	Measles	Whooping Cough	Scarlet Fever	Diphtheria	Typhoid and Paratyphoid Fever	Puerperal Pyrexia	Erysipelas	Malaria	Ophthalmia Neonatorum	Pneumonia	Meningococcal Infection	Acute Poliomyelitis	Acute Encephalitis	Dysentery	Food Poisoning
1936			40	25	-	1	21	-	4	20	1	-	-	-	-
1937			160	261	-	9	28	-	3	14	-	4	-	-	-
1938			233	208	4	4	19	-	2	23	-	-	-	-	-
1939			61	86	-	7	10	-	1	19	1	-	-	-	-
1940	79	12	20	13	-	8	14	-	4	22	2	-	-	-	-
1941	413	120	20	4	12	9	4	-	4	12	5	-	-	-	-
1942	417	219	38	8	-	16	7	-	5	32	6	1	-	-	-
1943	412	91	124	16	-	12	17	-	-	44	-	-	-	-	-
1944	201	182	48	12	1	18	18	2	3	29	3	-	-	4	-
1945	446	111	52	9	1	23	16	-	1	34	1	3	1	1	-
1946	568	52	26	2	-	4	16	5	-	27	2	1	-	-	-
1947	189	179	22	7	1	7	11	-	-	20	1	2	-	1	-
1948	723	171	8	-	-	9	15	-	1	24	3	2	1	-	-
1949	34	189	35	-	-	8	8	-	-	19	-	2	-	1	-
1950	567	137	85	-	-	9	20	-	-	28	1	1	-	20	-
1951	1183	396	57	-	-	18	4	-	1	62	-	-	2	46	3
1952	325	253	100	-	2	68	11	-	2	43	2	4	1	1	6
1953	880	205	31	-	-	101	9	1	1	49	1	7	-	33	3
1954	13	174	51	-	-	68	4	-	1	22	1	1	-	152	120
1955	844	173	20	-	-	64	3	-	2	21	2	2(P)	1	1	8
1956	7	82	13	-	4	50	4	-	2	19	-	2(P) 1(NP)	-	20	47
1957	1588	151	18	-	-	41	1	-	-	36	-	9(P) 5(NP)	-	-	7
1958	30	106	189	-	-	8	3	-	-	37	-	2(P)	-	33	11
1959	879	107	70	-	4	12	3	-	1	30	-	-	-	22	53
1960	256	41	38	-	-	9	4	-	-	12	1	-	-	202	1
1961	1183	45	6	-	-	6	4	-	-	11	-	1(P)	1	7	1
1962	238	31	9	-	1	5	-	-	-	6	1	1(P)	-	33	4
1963	682	67	5	-	-	8	2	-	-	9	-	-	-	165	5
1964	176	9	40	-	-	2	4	-	1	10	2	-	-	57	1
1965	977	26	43	-	1	-	3	-	2	13	1	-	-	101	5

The following information, relating to Immunisation and Vaccination, is given through the courtesy of the County Medical Officer, Kent County Council:-

(A) DIPHTHERIA IMMUNISATION

Year of Birth	Primary		Reinforcing	
	Triple	Diph./Tet.	Triple	Diph./Tet.
1965	342	1	-	-
1964	443	7	9	5
1963	34	1	311	126
1962	21	3	128	25
1961	9	4	20	13
1958-1960	4	17	131	427
1949-1957	-	2	4	11
TOTAL	853	35	603	607

(B) POLIOMYELITIS VACCINATION

Year	3rd and 4th Dose (Salk and Oral)	3 Orals (Complete course)
1965	-	162
1964	12	749
1963	2	92
1962	1	53
1958 - 1961	522	90
1949 - 1957	34	34
TOTAL	571	1180

(C) SMALLPOX VACCINATION

Primary Vaccination 1 year	Re-vaccination School age but under 8 years
584	-

FOOD POISONING

1. OUTBREAKS

	No. of outbreaks		No. of cases		Total No. of cases
	Family outbreaks	Other outbreaks	Notified	Otherwise ascertained	
Agent identified	-	Cl. Welchii 1	3	-	3
Agent not identified	-	-	-	-	-

2. SINGLE CASES

	No. of cases		Total No. of cases
	Notified	Otherwise ascertained	
Agent identified	Salmonella Brandenburg - 2	-	2
Agent not identified	-	-	-

SCABIES TREATMENT

Arrangements can be made through the Public Health Department, Chatham, (Telephone 44751/5).

CLEAN FOOD CAMPAIGN

Continued attention was given to maintaining and improving the standard of hygiene in food and food preparing premises throughout the Borough. Lectures were given to various organisations.

VENEREAL DISEASE

The treatment centre for the Medway Area is situated at 36 New Road, Rochester. I am indebted to Dr. C.D. Routh, Director, for the following particulars:-

<u>NEW PATIENTS - CHATHAM</u>	<u>MALE</u>	<u>FEMALE</u>	<u>TOTAL</u>
Syphilis	5	2	7
Gonorrhoea.. .. .	22	26	48
Other Conditions ..	66	43	109
	<u>93</u>	<u>71</u>	<u>164</u>

DEFAULTED BEFORE FINAL TESTS OF CURE

Syphilis	1
Gonorrhoea.. .. .	15
Other Conditions	8

The following table shows the number of cases since 1956:-

	<u>1956</u>	<u>1957</u>	<u>1958</u>	<u>1959</u>	<u>1960</u>	<u>1961</u>	<u>1962</u>	<u>1963</u>	<u>1964</u>	<u>1965</u>
Gonorrhoea.. ..	14	19	23	30	40	20	56	23	34	48
Syphilis	13	11	11	4	7	5	8	4	2	7
Chancroid	-	-	-	-	-	-	-	-	-	-
Other Conditions	57	52	50	72	80	79	97	95	118	109

NOTIFICATION OF TUBERCULOSIS

PULMONARY

Primary Notifications	15
Private Practitioners	-
Hospitals	-
Chest Physician	15
Transferred from other districts				8
Reinstated Cases	-

NON-PULMONARY

Primary Notifications	6
Private Practitioners	-
Hospitals	5
Chest Physician	1
Transferred from other districts				-
Reinstated Cases	-

I am indebted to Dr. S. Roy C. Price, Chest Physician, for the following information:-

Particulars of patients from the Chatham Area who attended at the Chest Clinic, Rochester, during the year 1965:-

Pulmonary		Non-Pulmonary	
Adults	Children	Adults	Children
M. F.	M. F.	M. F.	M. F.
12 10	- -	1 2	3 -

Number of patients dealt with who were found to be non-T.B. 591

Total Attendances - 1230

Number of patients admitted to Hospital - 14

TABLE SHOWING NEW CASES AND MORTALITY DURING 1965

Age Group	New Cases				Deaths			
	Pulmonary		Non-Pulmonary		Pulmonary		Non-Pulmonary	
	M.	F.	M.	F.	M.	F.	M.	F.
Under 1 year	-	-	-	-	-	-	-	-
1 - 5 years	-	-	1	-	-	-	-	-
6 - 15 years	-	-	3	-	-	-	-	-
16 - 25 years	3	1	-	-	-	-	-	-
26 - 35 years	-	4	-	1	-	-	-	-
36 - 45 years	4	-	-	-	-	-	-	1
46 - 65 years	2	1	-	-	-	-	-	-
66 years up	-	-	-	1	1	-	-	-
Age Unknown	-	-	-	-	-	-	-	-
TOTALS	9	6	4	2	1	-	-	1

REGISTERED CASES OF TUBERCULOSIS AS AT 31ST DECEMBER IN EACH YEAR:-

<u>Year</u>	<u>Pulmonary</u>	<u>Non-Pulmonary</u>	<u>Total</u>	<u>Deaths</u>
1946	245	88	333	37
1947	259	102	361	34
1948	266	56	322	38
1949	291	72	363	30
1950	308	72	380	22
1951	322	69	391	20
1952	352	68	420	25
1953	392	70	462	8
1954	398	59	457	18
1955	410	58	468	6
1956	409	60	469	9
1957	407	53	460	7
1958	397	49	446	-
1959	406	47	453	3
1960	389	51	440	7
1961	382	54	436	6
1962	384	56	440	4
1963	376	56	432	6
1964	359	47	406	3
1965	348	48	396	2

AVERAGE NUMBER OF NOTIFICATIONS, DEATHS AND RATES IN 5 YEARLY PERIODS FROM 1935-1964
AND THE YEAR 1965

Year	Population	Pulmonary Tuberculosis				Non-Pulmonary Tuberculosis				Totals			
		Notifi- cations	Notifi- cation Rate	Deaths	Death Rate	Notifi- cations	Notifi- cation Rate	Deaths	Death Rate	Notifi- cations	Notifi- cation Rate	Deaths	Death Rate
		Per 1,000 persons living	Per 1,000 persons living	Per 1,000 persons living	Per 1,000 persons living	Per 1,000 persons living	Per 1,000 persons living	Per 1,000 persons living	Per 1,000 persons living	Per 1,000 persons living	Per 1,000 persons living	Per 1,000 persons living	Per 1,000 persons living
1935-1939	44,732	45	1.00	28	.62	12	.27	3	.07	57	1.27	31	.69
1940-1944	35,752	63	1.76	33	.92	12	.34	6	.17	75	2.10	39	1.09
1945-1949	39,932	71	1.78	32	.80	15	.38	4	.10	86	2.15	36	.90
1950-1954	50,090	75	1.50	18	.36	10	.20	1	.02	85	1.70	19	.38
1955-1959	50,436	43	.85	5	.10	4	.08	-	.00	47	.93	5	.10
1960-1964	50,296	24	.47	5	.095	3	.07	4	.008	27	.54	5	.10
1965	52,430	15	.29	1	.02	6	.11	1	.02	21	.40	2	.04

CHIEF PUBLIC HEALTH INSPECTOR'S REPORT FOR 1965

To the Mayor, Aldermen and Councillors of the Borough of Chatham.

Your Worship, Ladies and Gentlemen,

I have pleasure in submitting my second Annual Report on the environmental health work of the Public Health Inspectorate for the year 1965.

Housing

The department has this year again kept pace with the Council's programme of redevelopment areas even though an additional number of houses were inspected and included in Clearance Areas. During the year inspection of the Henry Street/Castle Road area continued. This is one of the largest proposed Compulsory Purchase Orders in the present programme, containing some 250 dwellinghouses, of which 162 are included as unfit in 11 clearance areas.

In addition 4 individual houses were found to be unfit and either Closing or Demolition Orders placed upon them.

One part of a dwelling house on which a Closing Order had been placed was made fit by the owners and in consequence the Order was determined.

Clean Air

Adaptations of fireplaces in the Borough of Chatham No. 3 Smoke Control Order 1965 progressed well and the Order became operative on 1st July, 1965. The preliminary inspections of the proposed No. 4 Smoke Control Order (abutting Gillingham Borough Council's Boundary) were completed and the Order submitted to the Ministry of Housing and Local Government. This Order was confirmed on 7th July, 1965 and becomes operative on 1st July, 1966.

The proposed No. 3A Smoke Control Area immediately adjacent to the No. 3 order was inspected and submitted to the Ministry. The proposed operative date is 1st October, 1966 and confirmation is awaited.

Over 4,000 houses in the Borough are now within operative Smoke Control Orders and helping to maintain clean air.

Offices, Shops and Railway Premises

It was hoped that during the year real progress would be made in the general inspection of premises registered since the Act became operative. However, owing to the enlarged housing programme, the smoke control programme and illness in the Department, work under the Act was delayed. Details of inspections and a special report on lighting

standards appear on later pages of this report.

Cesspools

During the year additional labour was engaged to assist in the search for and tracing of cesspools and drainage systems not connected to the Corporation's foul sewer. Fifty cesspools were traced and nine tested to ascertain if they were watertight. The owners of cesspools found to be leaky were requested to make them watertight or as an alternative connect the drains to the foul sewer. In all cases the owners connected the drains to the foul sewer.

Food Inspection

A hundred per cent inspection was maintained of all animals slaughtered at the licensed slaughterhouse during the year. The kill this year was the highest for twenty years, i.e. since the immediate post war boom.

I would like to express my appreciation of the assistance given to me by my deputy, Mr. A. J. Moore, and all members of the Health Department staff.

I am,

Your obedient servant,

T. BARLEY

Chief Public Health Inspector

SANITARY CIRCUMSTANCES OF THE AREA

RAINFALL DURING 1965

I am indebted to W.G.H. Tripp, Esq., M.A., A.M.I.C.E., A.M.I.W.E., for the following figures taken at the Luton Pumping Station:-

	Total depth in inches	
January	2.22	
February	0.57	
March	1.64	
April	2.04	
May	1.16	
June	2.52	
July	1.67	
August	2.00	
September	6.04	
October	0.39	
November	2.52	
December	<u>4.00</u>	
TOTAL	<u>26.83</u>	

WATER

1. Supply is by the Medway Water Board and has been satisfactory both in quality and quantity. Thirty-eight samples of water were taken for bacteriological examination, each of which showed a good result. Chlorination is still carried out.
2. Premises with internal mains supply 15,923.
3. Four properties are supplied by means other than mains.
4. The water is obtained from underground wells in the chalk and is piped to supply reservoirs for distribution. Reports of bacteriological examination by the Water Board Chemist are received every month on samples taken from the numerous underground wells prior to treatment, and also of water going into supply.
5. Chemical Analysis: One specimen was submitted for analysis during 1965 and the following is a copy of the Public Analyst's report:-

<u>Physical Characters</u>	Colour	Clear
Odour	none	
Deposit	none	pH 7.2

5. Chemical Analysis: (continued)

<u>Chemical Examination</u>	(Results expressed in parts per million)			
Solids in Suspension	(Dried at 100° C)			
Solids in Solution	(Dried at 180° C)			337
Solids in Solution	after ignition			327
Chlorides as Chlorine	24
Carbonate Hardness	as CaCO ₃	255
Non-Carbonate Hardness	as CaCO ₃	21
Total Hardness	...	as CaCO ₃	...	276
Total Alkalinity	...	as CaCO ₃	...	255
Ammoniacal Nitrogen	not detected
Albuminoid Nitrogen	do.
Nitrate Nitrogen	6.0
Nitrite Nitrogen	not detected
Oxygen Absorbed in 15 minutes at 27° C	0.18
Oxygen Absorbed in 4 hours at 27° C	0.30
Dissolved Oxygen	
Biochemical Oxygen Demand	
Fluoride	
Toxic Metals	not detected
Residual Chlorine - Free	do.
Residual Chlorine - Combined	do.

6. Water is not liable to have plumbo-solvent action.

7. Action taken in respect of any form of contamination.

None required.

8. Number of dwelling houses supplied from public water main:-

(a) Direct to Houses	15,923
(b) Standpipes	1

9. Number of population supplied from Public Water Main:-

(a) Direct to Houses	52,413
(b) Standpipes	4

DRAINAGE, SEWERAGE AND SEWAGE DISPOSAL :

The number of properties connected to the public sewer during the year was:-

New Properties:-

Corporation Property	78
Private	439
Existing Houses	10
Total connected during year	<u>527</u>

Responsibility for sewerage and sewage disposal lies with the Medway Joint Sewerage Board and the arrangements are reasonably adequate.

THE NUMBER OF SEWERAGE CONNECTIONS IN THE AREA OF THE BOARD'S JURISDICTION IN 1961 WAS 1,200.

ALL SAINTS HOSPITAL, BATHING STATION, BATHING STATION, BATHING STATION.

THESE ARE THE ONLY SEWERAGE CONNECTIONS IN THE AREA OF THE BOARD'S JURISDICTION.



THE NUMBER OF SEWERAGE CONNECTIONS IN THE AREA OF THE BOARD'S JURISDICTION IN 1961 WAS 1,200.

THESE ARE THE ONLY SEWERAGE CONNECTIONS IN THE AREA OF THE BOARD'S JURISDICTION.

Year	Number of Connections
1950	1000
1951	1000
1952	1000
1953	1000
1954	1000
1955	1000
1956	1000
1957	1000
1958	1000
1959	1000
1960	1000
1961	1200

SLAUGHTER OF ANIMALS ACT, 1958

The number of licensed slaughtermen on the register at the 31st December, 1965, was 14.

PET ANIMALS ACT, 1951

Two shop premises were licensed for the sale of Pet Animals.

ANIMAL BOARDING ESTABLISHMENTS ACT, 1963

One person is licensed to keep a boarding establishment for animals.

RIDING ESTABLISHMENTS ACT, 1964

One person is licensed to keep a riding establishment.

SCRAP METAL DEALERS ACT, 1964

Thirty-nine dealers are registered under the above Act.

RODENT CONTROL

Warfarin, which has been found to be safe and reliable is still the main poison used. No evidence of Warfarin resistance by either rats or mice has been discovered during treatments.

Visits by the Rodent Operator during 1965:-

Dwelling-houses	628
Business Premises	264
Farms	11
Corporation property	8

The number of complaints of infestations received from local residents was 227.

There is no charge for this service.

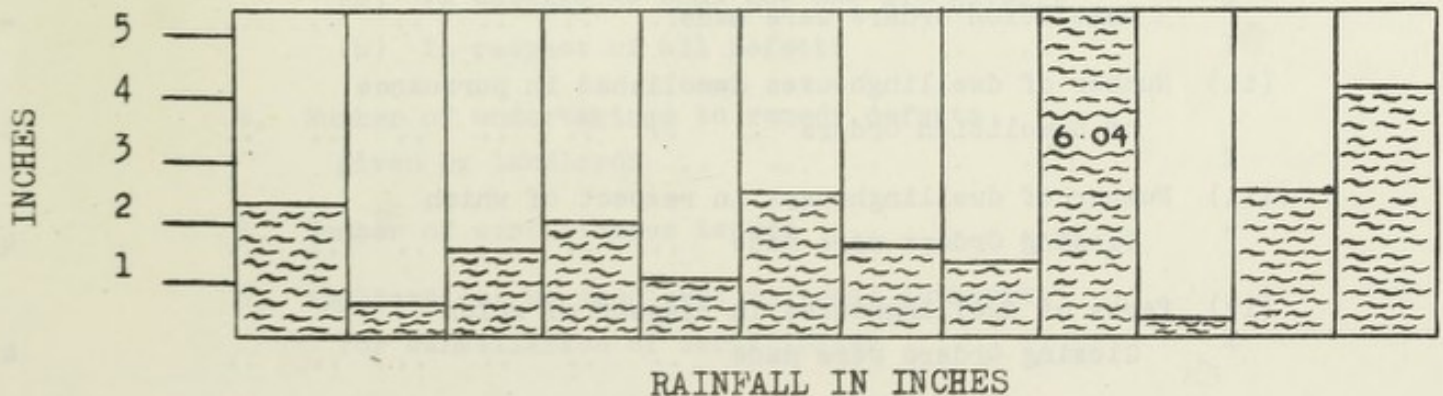
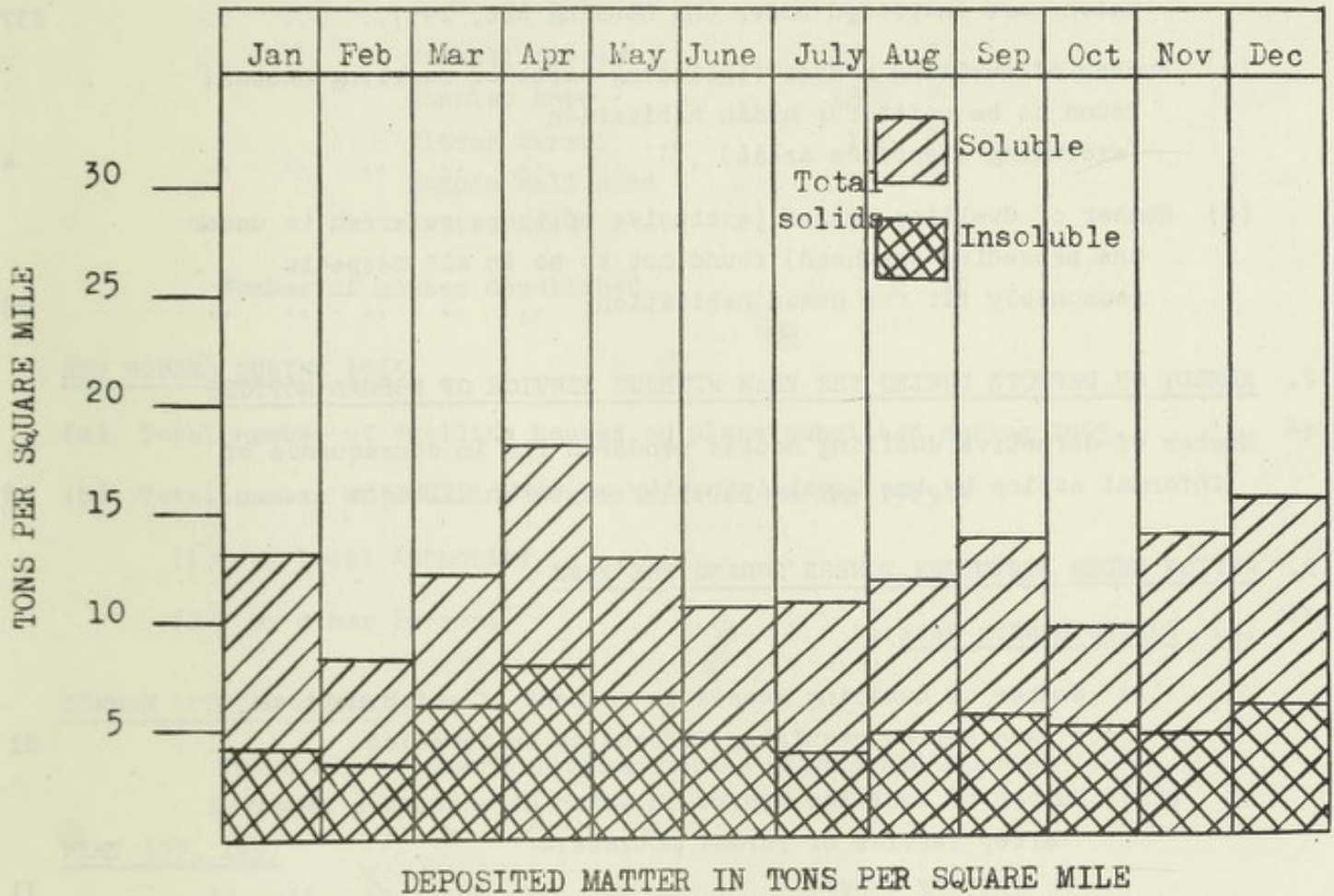
The annual 10% test baiting and treatment of the sewers was carried out in May and a further treatment in November with the following results:-

May	- No. of manholes test baited	..	270
	No. of manholes showing bait take	..	14
	No. of manholes treated	40
	No. of manholes showing poison take	..	33
November	- No. of manholes treated	85
	No. of manholes showing poison take	..	18

ATMOSPHERIC POLLUTION

Measurements from Standard Deposit Gauge

ALL SAINTS HOSPITAL



HOUSING

1. INSPECTION OF DWELLING HOUSES DURING THE YEAR

(a) (i)	Total number of dwelling houses inspected for housing defects (under Public Health or Housing Acts)	700
(ii)	Number of inspections made for the purpose	2,244
(b)	Number of dwelling houses (included under sub-head (i) above) which were inspected under the Housing Act, 1957.. ..	237
(c)	Number of dwelling houses (including parts of dwelling houses) found to be unfit for human habitation (excluding clearance areas)	4
(d)	Number of dwelling houses (exclusive of those referred to under the preceding sub-head) found not to be in all respects reasonably fit for human habitation	78

2. REMEDY OF DEFECTS DURING THE YEAR WITHOUT SERVICE OF FORMAL NOTICES

	Number of defective dwelling houses rendered fit in consequence of informal action by the local Authority or their Officers	58
--	-----------------------------------------------------------------------------------------------------------------------------------	----

3. ACTION UNDER STATUTORY POWERS DURING THE YEAR

(a) Public Health Acts:-

(i)	Number of dwelling houses in respect of which notices were served requiring defects to be remedied	21
(ii)	Number of dwelling houses in which defects were remedied after service of formal notices:-	
(a)	by owners	11
(b)	by Local Authority in default of owners	1

(b) Housing Act, 1957

(i)	Number of dwellinghouses in respect of which Demolition Orders were made.. ..	-
(ii)	Number of dwellinghouses demolished in pursuance of Demolition Orders	4
(iii)	Number of dwellinghouses in respect of which Closing Orders were made	4
(iv)	Parts of dwellinghouses in respect of which Closing Orders were made	4
(v)	Parts of dwellinghouses made fit	1

CLEARANCE AREAS

The following areas were represented by the Medical Officer of Health:-

Henry Street No. 1	...	25 houses
" " " 2	...	2 "
" " " 3	...	44 "
" " " 4	...	45 "
" " " 5	...	2 "
" " " 6	...	1 "
Russell Street	...	22 "
Stanley Road	...	18 "
Oliver Street	...	1 "
Magpie Hall Road	...	1 "
Castle Road	...	1 "

Number of houses demolished... 39

NEW HOUSES DURING 1965

(a) Total number of dwelling houses on plans submitted during 1965	830
(b) Total number of dwelling houses erected during 1965 -	
(1) by Local Authority	78
(2) by other Persons	439

COMMON LODGING HOUSES

There are no common lodging houses within the Borough.

RENT ACT, 1957

1. Number of applications for certificates	..	1
2. Number of decisions not to issue certificates		-
3. Number of decisions to issue certificates	..	1
(a) in respect of some but not all defects		-
(b) in respect of all defects	1
4. Number of undertakings to remedy defects given by landlords	1
5. Number of certificates issued	-
6. Applications by landlords to Local Authority for cancellation of certificates	1
7. Objections by tenants to cancellation of certificates	-
8. Certificates cancelled by Local Authority	..	1

FOOD AND DRUGS ACT, 1955

During the year 147 samples of food and drugs were submitted for analysis as per the following table:-

Description	No. of Samples		Results of Analysis		
	Formal	Informal	Unsatisfactory		Satisfactory
			Formal	Informal	
Apples		1			1
Baby Food		1			1
Beans		1			1
Beefburgers		1			1
Cakes and Pastries ..		3			3
Cheese Spread		1			1
Chicken Curry		1			1
Chicken Dinner		1			1
Chunky Chicken		1		1	
Coconut		1			1
Cream		5			5
Curry Powder		1			1
Dream Topping		1			1
Drinking Chocolate ..		1			1
Fish Cakes.. .. .		2			2
Flour		1			1
Food Colouring		1			1
Gin	1				1
Glace Cherries		2			2
Horseradish Sauce ..		1		1	
Ice Cream		7			7
Instant Whip		1			1
Jam		1			1
Jelly.. .. .		3			3
Lancashire Rarebit ..		1			1
Margarine		3			3
Marzipan		1			1
Meringue Powder.. .. .		1			1
Mikky		2			2
Milk	38	25		1	62
Milk, Evaporated ..		1			1
Milk, Instant Low Fat		1			1
Carried forward..	39	73		3	110

Description	No. of Samples		Results of Analysis		
	Formal	Informal	Unsatisfactory		Satisfactory
			Formal	Informal	
Brought forward	39	73		3	110
Mixed Chicken in Jelly...		1			1
Mustard		1			1
Ox Tongue		1			1
Pickling Spice		1			1
Pie Filling		1			1
Rice Pudding		2			2
Rum	1				1
Salmon Spread with Butter		1			1
Sandwich Spread		1			1
Sausage Meat		1			1
Sausages		2			2
Soup		3			3
Spinach Leaf		1			1
Strained Vegetables & Chicken		1			1
Sweets		1			1
Tomato Puree		1			1
Whisky	3				3
Drugs		11		1	10
	43	104	-	4	143

ADULTERATED SAMPLES

The following are details of the adulterated samples shown in the tables on pages 34 and 35.

Chunky Chicken

This was an informal sample. Meat content 65%. The proposed canned meat regulations call for a minimum of 70% meat for this article.

Horseradish Sauce

This was an informal sample. One of the ingredients shown on the label, i.e. "salt", appeared in the wrong position and consequently did not comply with the Labelling of Food Order.

Milk

This was an informal sample. Fat 3.60, Solids not fat 8.30%. Contained 5% added water. FPD C 0.492. The matter was taken up with the dairy concerned and a follow-up sample was taken which proved to be satisfactory.

Drugs

This was an informal sample of Catarrh Cough Syrup. Codein phosphate 0.03 w/v. Sugar by refractometer 64 w/w - the declaration on the bottle stated 78.4% presumably w/w. The matter was taken up with the chemists concerned and the following is an extract from their letter:-

"We do not know why the Public Analyst should presume that the declaration of the sugar content in this preparation should be w/w because it is customary to declare the presence of solid ingredients in liquid preparations weight in volume!"

In addition to the above, the following items, which were brought to the department by members of the public, were dealt with as follows:-

(a) Legal proceedings were instituted in respect of the following complaints:-

	<u>Item of Food</u>	<u>Fine</u>			<u>Costs</u>		
		£	s	d	£	s	d
1.	Cherry Cake - Mouldy	10	0	0	5	5	0
2.	Bacon and Egg Pie containing a Beetle	25	0	0	3	3	0
3.	Meat Pies - Sour	100	0	0	10	10	0
4.	Chocolate covered Walnut Cake - Mouldy	25	0	0	9	7	0
5.	Cornish Pastie containing Wasp	25	0	0	5	5	0
6.	Lemon Sandwich - Mouldy ..	10	0	0	5	5	0
7.	Brown Loaf containing Cotton Fragment	20	0	0	5	5	0
8.	Headache Tablets containing Piece of Wire	26	5	0	7	7	0

(b) Cases dismissed where legal proceedings had been instituted

Small Meat Pie containing Adhesive Finger Bandage. The Company concerned pleaded not guilty and were acquitted.

(c) Complaints dealt with informally

- | | |
|------------------|-------------------------------|
| 1. Bread (2) | 11. Doughnut |
| 2. Currant Bun | 12. Tin of Peeled Tomatoes |
| 3. Corned Beef | 13. Pork Pie |
| 4. Cake | 14. Beefburger |
| 5. Milk (3) | 15. Crumpets |
| 6. Custard Tarts | 16. Apple Pie |
| 7. Cheese (2) | 17. Rice |
| 8. Vanilla Slice | 18. Sausage |
| 9. Sweets | 19. Tinned Carrots |
| 10. Baby Food | 20. Vegetable Curry with Rice |

(d) Complaints referred to other Authorities

1. Milk (2)

WATER

38 water samples were found to be satisfactory.

MILK

273 samples of milk were taken with the following results:-

Class of Milk	Number of Samples Tested	Appropriate Tests	No. of Samples		
			Passed	Failed	Void
Pasteurised	269	Phosphatase	269	-	-
		Methylene Blue	229	17	23
Sterilised	4	Turbidity	4	-	-

MILK AND DAIRIES (GENERAL) REGULATIONS, 1959

There are now no milk pasteurising plants within the Borough.

No. of Milk Distributors	124
No. of Dairies (not being dairy farms)	..	2

6 Visits to dairies were made during the year.

MILK SUPPLIES - BRUCELLA ABORTUS

Number of samples of raw milk examined - nil.

THE LIQUID EGG (PASTEURISATION) REGULATIONS, 1963

Number of egg pasteurisation plants in the district - nil.

THE MILK (SPECIAL DESIGNATION) REGULATIONS, 1963, AS AMENDED

Licences for the period ending 31st December, 1965:-

Dealers' (Sterilised)	122
Dealers' (Pasteurised)	58
Dealers' (Untreated)	2

INSPECTION OF MEAT AND OTHER FOODS

There is one licensed slaughterhouse within the Borough. All animals slaughtered are inspected by the Council's public health inspectors and if fit for human consumption are stamped with a mark identifying the inspector.

The following table shows the number of carcasses inspected during the past ten years:-

	Cattle Excluding Cows	Cows	Calves	Sheep and Lambs	Pigs	Total
1956	629	256	467	1733	4458	7543
1957	664	168	316	1177	6611	8936
1958	579	64	219	925	8382	10169
1959	495	34	260	1325	5989	8103
1960	638	49	345	1251	6255	8538
1961	922	37	399	1466	8007	10831
1962	636	115	377	1055	9015	11198
1963	711	55	358	1155	8369	10648
1964	703	29	98	874	8355	10059
1965	1151	9	50	1099	9578	11887

The total of carcasses inspected this year is the highest for twenty years.

CARCASES INSPECTED AND CONDEMNED

	Cattle excluding Cows	Cows	Calves	Sheep and Lambs	Pigs	Horses
Number inspected	1151	9	50	1099	9578	-
<u>All Diseases except Tuberculosis & Cysticerci</u>						
Whole carcasses condemned	-	-	-	-	6	-
Carcases of which some part or organ was condemned	155	2	-	4	2084	-
Percentage of the number inspected affected with disease other than tuberculosis & cysticerci	13.47	22.2	-	0.36	21.82	-
<u>Tuberculosis Only</u>						
Whole carcasses condemned	-	-	-	-	-	-
Carcases of which some part or organ was condemned	1	-	-	-	47	-
Percentage of the number inspected affected with tuberculosis.. .. .	0.09	-	-	-	0.49	-
<u>Cysticercosis</u>						
Carcases of which some part or organ was condemned	2	-	-	-	-	-
Carcases submitted to treatment by refrig- eration	2	-	-	-	-	-
Generalised and totally condemned	-	-	-	-	-	-

UN SOUND FOOD VOLUNTARILY SURRENDERED, 1965

The total amount of meat and other foods condemned was 7 tons 14 cts. 0 grs. 1 lb.

	<u>Tons</u>	<u>cwts.</u>	<u>grs.</u>	<u>lbs.</u>
Total weight of meat condemned	4	7	2	1
Total weight fish condemned ..		12	1	14
Total weight tinned and other foods condemned	2	14	0	14

All condemned meat is disposed of to a firm of by-products manufacturers.

Tinned foods are punctured and buried along with the household refuse.

FOOD HYGIENE (GENERAL) REGULATIONS, 1960

Trade	Number of Premises	Number of Premises Fitted to Comply with Regulation 16	Number of Premises to which Regulation 19 Applies	Number of Premises Fitted to Comply with Regulation 19
Bakehouses	2	2	2	2
Butchers' Shops	32	31	32	31
Butchers' and Provisions Shops	8	8	8	7
Cafes & Restaurants	30	29	30	30
Canteens & Clubs	19	13	16	12
Chemists' Shops	13	4	4	-
Cold Stores & Meat Importers	5	5	2	2
Confectioners' Shops	17	12	13	10
Dairies	2	1	-	-
Departmental Stores	4	4	4	4
Egg Retailers	1	-	-	-
Fish Shops (Wet)	8	7	8	8
Fish Shops (Fried)	10	7	10	7
Fish Shops (Wet and Fried)	2	1	2	2
General Shops	60	40	37	28
General & Greengrocers' Shops	5	1	3	2
Greengrocers' & Fruiterers' Shops	31	8	22	10

FOOD HYGIENE (GENERAL) REGULATIONS, 1960, continued

	Number of Premises	Number of Premises Fitted to Comply with Regulation 16	Number of Premises to which Regulation 19 Applies	Number of Premises Fitted to Comply with Regulation 19
Greengrocers' & Fruiterers' (Wholesale)	3	3	1	-
Grocers' Shops	49	29	26	19
Grocers' & Greengrocers' Shops	12	2	-	-
Hotels	4	-	3	-
Ice Cream Manufacturers	2	2	2	2
Millers	1	1	1	1
Off Licence Premises	10	4	-	-
Public Houses	75	29	75	30
School Meals Service Kitchen	1	1	1	1
Self-Service Stores	8	8	8	8
Snack Bars	1	1	1	1
Sweets & Tobacco Shops	38	16	3	3
Sweets & Tobacco (Wholesale)	2	2	-	-
Stalls	1	-	-	-
Wines & Spirits Merchants (Wholesale)	4	4	-	-

FOOD AND DRUGS ACT, 1955. SECTION 16.

ICE CREAM

Two premises are registered for the manufacture of ice cream and two hundred and sixty-four for the sale and storage of ice cream.

SAMPLING

Samples of ice cream are taken throughout the year and subjected to the appropriate test for provisional grading.

ICE CREAM MANUFACTURED OUTSIDE THE BOROUGH

Manufacturer	Number of Samples	Provisional Grade			
		1	2	3	4
A	13	10	2	-	1
B	5	3	-	2	-
C	6	6	-	-	-
D	4	2	-	2	-

ICE CREAM MANUFACTURED INSIDE THE BOROUGH

Manufacturer	Number of Samples	Provisional Grade			
		1	2	3	4
A	6	6	-	-	-
B	6	2	3	-	1
<u>Soft Ice Cream</u>					
A	6	4	-	2	-
B	4	2	1	1	-
C	15	11	2	1	1

PRESERVED FOOD

There are thirteen premises registered for the preparation or manufacture of sausages or preserved food.

DISINFESTATION AND DISINFECTION

Rooms disinfested for vermin	68
Bedding disinfested for vermin	2
Infectious diseases - bedding disinfested	4
Infectious diseases - rooms disinfested	4
Wasps' Nests destroyed	2

REMOVAL OF RUBBISH, ETC.

During the year, 116 loads of rubbish, etc. were removed.

RAG FLOCK AND OTHER FILLING MATERIALS ACT, 1951

There are no Rag Flock Manufacturing premises within the Borough but five premises where filling materials are utilised are registered. These premises are satisfactory. Two samples of Rag Flock were taken for analysis and the Prescribed Analyst reported as follows:-

Unused Cotton Felt	...	Satisfactory
Rag Flock	ditto

CESSPOOL WORK

The number of existing properties connected to the Corporation sewer during the year 1965 was 10.

833 complaints of choked drains and cesspool overflows were received, and it was found possible to clear 802 drains from obstruction. Overflowing cesspools made up the remainder of the complaints. The number of cesspools emptied was 31. The emptying of cesspools beyond the ends of the sewers is undertaken by a contractor.

PUBLIC HEALTH ACT 1936

NOTICES SERVED

During the year the following Notices were served:-

Number of Informal Notices	79
Number of Statutory Notices served due to 1965		
Informal Notices not being complied with	..	66
Number of Statutory Notices served due to 1964		
Informal Notices not being complied with	..	3
Total Number of Statutory Notices served during the year	69

The following were completed:-

Number of Informal Notices completed without a Statutory Notice having been served	44
Number of Statutory Notices completed	34
Total Number of Notices completed in year 1965		78*

* This figure includes notices completed during the year, but served prior to 1965.

VISITS MADE BY THE PUBLIC HEALTH INSPECTORS DURING THE YEAR

Bakehouses	7
Clean Air Act, 1956	1413
Cold Store	53
Contagious Diseases of Animals Acts	2
Council House Applicants	13
Dairies	6
Drainage and Subsequent Visits	728
Drainage Tests (New)	18
Drainage Tests (Old)	34
Factories (P)	102
Factories (NP)	25
Fish Fryers	19
Food and Drugs	323
Food Shops	292
Gypsy Encampment and Caravans	20
Houses in Multiple Occupation	16
House Purchase and Improvement Grants	85
Houses (1st Visits)	463
Houses (Subsequent Visits)	964
Housing Act (1st Visits)	237
Housing Act (Subsequent Visits).. .. .	580
Ice Cream Vendors	92
Improvement Areas	56
Infectious Diseases	777
Knacker Yard	7
Milk (Special Designations)	305
Noise Abatement Act, 1960	36
Offices Shops & Railway Premises Act, 1963	333
Outworkers	27
Overcrowding	13
Pet Animals Act, 1951	3
Piggeries	10
Public Health Act, 1936 - Section 75	17
Refuse Heaps and Accumulations	228
Rent Act, 1957	11
Restaurants	68
Rodent Control	165
Scrap Metal Dealers Act, 1964	48
Slaughterhouses.. .. .	483
Tuberculosis	5

Unsound Food	316	
Verminous Premises	132	
Water Samples	46	
Miscellaneous	<u>1175</u>	
													TOTAL VISITS	9813

NUISANCES ABATED AFTER SERVICE OF NOTICE

Accumulations of Refuse removed	2
Ceilings repaired	12
Cesspools - premises connected to foul sewers..	10
Chimney stacks repaired	4
Clean Air Act, 1956 - Section 12(2) - Notices complied with	15
Dampness remedied	28
Doors or frames repaired	6
Drains Cleared	2
Drains repaired	7
Firegrates, Stoves and Kitcheners Renewed or Repaired	5
Food Hygiene (General) Regulations, 1960 - Contraventions Remedied	11
Gutters or downpipes cleared	3
Gutters or downpipes repaired or provided	24
Regulation Sanitary Dustbins Provided	4
Offices, Shops and Railway Premises Act, 1963 - Requirements complied with	66
Roofs repaired	39
Sink Waste pipes repaired..	9
Walls repaired (external)	7
Walls repaired (internal)	10
Windows repaired	44
Water Closets repaired	18
W.C. vent and soil pipes repaired	1
Yard Paving Repaired	3
Miscellaneous	3

OFFICES, SHOPS AND RAILWAY PREMISES ACT 1963

The total number of premises registered at the end of the year was 591, of which 21 were registered during 1965. The number of premises receiving a general inspection was 55 as against 18 in 1964. The total number of letters sent to occupiers of premises pointing out contraventions of the Act was 27.

Twenty-one accidents were reported, many of which could have been avoided if the injured persons had known how correctly to lift heavy articles. Occupiers of premises are requested to advise their employees on the correct method of and precautions to take when lifting articles.

SPECIAL REPORT ON LIGHTING STANDARDS

No hard and fast conclusion could be drawn from the survey of lighting in premises. Natural and artificial lighting varied between premises of similar category.

The lighting in workplaces and sanitary conveniences was generally found to be reasonable, as was that of staircase and corridors, though with brilliantly lit shops and offices ancillary rooms and staircases often appeared poorly lighted.

Unsatisfactory lighting was not associated with any class of premises and no instances of excess glare was noted. In view of the absence of a standard for lighting, when occupiers request a specific reply to an observation that their lighting appears inadequate, it is suggested they obtain guidance from leaflets issued by the British Lighting Council, which include the recommendation of the Illuminating Engineering Society, or consult the local Electricity Board.

THE OFFICES, SHOPS AND RAILWAY PREMISES ACT, 1963

REGISTRATIONS AND GENERAL INSPECTIONS

Class of Premises	Number of Premises Registered during the year	Total number of registered premises at end of year	Number of Registered Premises receiving a general inspection during the year
Offices	6	135	9
Retail Shops	11	373	38
Wholesale Departments, Warehouses	1	28	4
Catering Establishments open to the public	3	51	3
Canteens	-	-	-
Fuel Storage Depots	-	4	1
TOTALS	21	591	55

ANALYSIS OF PERSONS EMPLOYED IN REGISTERED PREMISES BY WORKPLACE

Class of Workplace	Number of Persons Employed
Offices	1696
Retail Shops	2444
Wholesale Departments, Warehouses	306
Catering Establishments open to the public	348
Canteens	21
Fuel Storage Depots	46
TOTAL	4861
TOTAL MALES	1892
TOTAL FEMALES	2969

TOTAL NUMBER OF VISITS OF ALL KINDS BY INSPECTORS TO REGISTERED PREMISES - 333

NUMBER OF INSPECTORS APPOINTED UNDER SECTION 52(1) OR (5) OF THE ACT - 7

APPENDIX "A"

FACTORIES ACTS, 1961

Prescribed Particulars on the Administration
of the Factories Act, 1961

PART I OF THE ACT

1 - INSPECTIONS for purposes of provisions as to health.

Premises	Number on Register	Number of		
		Inspections	Written Notices	Occupiers prosecuted
(1)	(2)	(3)	(4)	(5)
(i) Factories in which Sections 1,2,3, 4 and 6 are to be enforced by Local Authorities.. .. .	22	25	-	-
(ii) Factories not included in (i) in which Section 7 is enforced by the Local Authority	98	102	2	-
(iii) Other Premises in which Section 7 is enforced by the Local Authority (excluding out-workers' premises)	-	-	-	-
TOTAL	120	127	2	-

PART VIII OF THE ACT

OUTWORK

(SECTIONS 133 AND 134)

Nature of Work	Section 133			Section 134		
	No. of out-workers in August list required by Section 133(1)(c)	No. of cases of default in sending lists to the Council	No. of prosecutions for failure to supply lists	No. of instances of work in unwholesome premises	Notices served	Prosecutions
(1)	(2)	(3)	(4)	(5)	(6)	(7)
Wearing Apparel - Making	25	-	-	-	-	-

APPENDIX "B"

CONFERENCES ATTENDED BY STAFF

<u>Conference</u>	<u>Place Held</u>	<u>Dates</u>	<u>Attended by</u>
Royal Society of Health (Safety of Canned Foods)	London	26th January, 1965	Chief Public Health Inspector
Central Council for Health Education (Annual Conference)	London	27th January, 1966	Deputy Medical Officer of Health
Royal Society of Health (Health Congress)	Eastbourne	26th - 30th April, 1965	Medical Officer of Health and Chief Public Health Inspector
Association of Public Health Inspectors	Blackpool	14th - 17th September, 1965	Chief Public Health Inspector
Royal Institute of Public Health and Hygiene (Public Health Conference)	Weymouth	6th - 8th October, 1965	Medical Officer of Health
National Society for Clean Air (Annual Conference)	Eastbourne	25th - 29th October, 1965	Chief Public Health Inspector

MEETINGS ATTENDED BY STAFF

<u>Organising Body</u>	<u>Subject</u>	<u>Place Held</u>	<u>Date</u>	<u>Attended By</u>
Royal Society of Health	Improvement of Houses	London	10. 2.65	Chief Public Health Inspector and Mr. B. Lewis
National Coal Board	Smoke Control	Edgware	26. 5.65	Mr. D. J. Ainsley
Royal Society of Health	The Preservation of Foodstuffs	London	16. 6.65	Mr. A. J. Moore
Royal Society of Health	Health and Welfare Problems of Infants	London	15.10.65	Chief Public Health Inspector
Royal Society of Health	Toxic Acids in Food	Tunbridge Wells	20.10.65	Mr. A. J. Moore and Mr. D. J. Ainsley
Royal Society of Health	The Building Regulations	London	27.10.65	Mr. M. J. Giblin
Royal Society of Health	Ways of Influencing Tenderness in Meat	London	17.11.65	Mr. D. J. Ainsley

COURSES ATTENDED BY STAFF

<u>Organising Body</u>	<u>Place Held</u>	<u>Dates</u>	<u>Attended By</u>
Buckinghamshire Education Committee "Environmental Contamination"	Slough College	26th - 27th January, 1965	Mr. A. J. Moore
Central Council for Health Education (Seminar for Medical Officers of Health)	London	16th - 18th February, 1965	Deputy Medical Officer of Health
Society of Medical Officers of Health (Annual Symposium)	London	19th - 20th February, 1965	Medical Officer of Health
Association of Public Health Inspectors (Week-end School)	Folkestone	2nd - 4th April, 1965	Mr. D. J. Ainsley
Institute of Sound and Vibration Research (Noise Control)	Southampton University	5th - 9th April, 1965	Chief Public Health Inspector

PUBLIC HEALTH OFFICERS - POWERS OF ENTRY AND INSPECTION

1. Chatham Corporation Act, 1923
2. Merchandise Marks Act, 1926
3. Public Health Act, 1936
4. Public Health (Drainage of Trade Premises) Act, 1937
5. The Prevention of Damage by Pests Act, 1949
6. Diseases of Animals Act, 1950
7. Shops Act, 1950
8. Rag, Flock and Other Filling Materials Act, 1951
9. Pet Animals Act, 1951
10. Food and Drugs Act, 1955
11. Clean Air Act, 1956
12. Housing Act, 1957
13. Slaughter of Animals Act, 1958
14. Caravan Sites and Control of Development Act, 1960
15. Housing Act, 1961
16. Factories Act, 1961
17. Consumer Protection Act, 1961
18. Town and Country Planning Act, 1962
19. Animal Boarding Establishments Act, 1963
20. Offices, Shops and Railway Premises Act, 1963
21. Housing Act, 1964
22. Licensing Act, 1964
23. Riding Establishments Act, 1964
24. Scrap Metal Dealers Act, 1964

APPENDIX "D"

Report to Health Committee, 19th November, 1965

SONNE DYSENTERY - DAY NURSERY

On 28th October, 1965, the Medical Officer of Health received notification of sonne dysentery in respect of two 15 year old members of staff at a Day Nursery. The County Medical Officer, who administers the Nursery under the Nurseries and Child Minders Regulations Act, 1948, was advised of these two cases. We were asked by the County Council to assist with the taking of faecal specimens for examination. 104 specimens were obtained from the children and staff and submitted for pathological examination. Shigella Sonnei was isolated in 61 of these specimens. This resulted in 38 Chatham households being investigated and 169 specimens being submitted for examination; 62 proved to be positive for Shigella Sonnei and of these, 39 cases were found to have symptoms and 23 were symptomless excretors (i.e. the organism was present but the person did not suffer any ill effects).

The infected persons received medication from their own Doctors and the staff of the Public Health Department continued to obtain and submit specimens for examination until everyone was free from infection.

The Medical Officer of Health visited the Day Nursery and discussed the outbreak with a Senior Assistant County Medical Officer.

--ooOoo--

APPENDIX "E"

(A) PERSONAL HEALTH SERVICES administered by the County Council under Part III National Health Service Act, 1946. The following information is given through the courtesy of the County Medical Officer, Kent County Council.

CLINICS AND TREATMENT CENTRES

Maternity and Child Welfare Centres are provided by the Kent County Council and the days and times of the various clinic sessions are as follows:-

Maternity and Child Welfare

ELM HOUSE, 15 NEW ROAD AVENUE, CHATHAM. (Telephone 41382)

Monday (Midwives)	2 p.m. - 4 p.m.
Tuesday (Child Welfare)	2 p.m. - 4 p.m.
Wednesday (Ante-Natal)	9.30 a.m. - 11.30 a.m.
" " "	2 p.m. - 4 p.m.
Thursday (Midwives)	2 p.m. - 4 p.m.
Friday (Child Welfare)	2 p.m. - 4 p.m.

WHITE ROAD (Telephone 45767)

Monday (Child Welfare)	2 p.m. - 4 p.m.
Tuesday, 2nd and 4th (Ante-Natal)	10 a.m. - 12 noon
Thursday (Child Welfare)	2 p.m. - 4 p.m.

KINGS ROAD (Telephone 44670)

Tuesday, 1st, 3rd, 5th (Ante-Natal)	9.30 a.m. - 11.30 a.m.
Tuesday (Child Welfare)	2 p.m. - 4 p.m.
Thursday (Midwives)	2 p.m. - 4 p.m.
Friday (Child Welfare)	2 p.m. - 4 p.m.

WALDESLADE CLINIC

Friday (Child Welfare)	2 p.m. - 4 p.m.
------------------------	-------	-----------------

WAYFIELD CLINIC (Telephone 43847)

Monday (Child Welfare)	2 p.m. - 4 p.m.
Tuesday, 1st, 3rd, 5th (Midwives)	1.30 p.m. - 4 p.m.
Thursday (Child Welfare)	2 p.m. - 4 p.m.

DARGETS WOOD (UNITED SERVICES CLUB)

Tuesday (Midwives)	2 p.m. - 3.30 p.m.
Wednesday (Child Welfare)	10 a.m. - 12 noon
Thursday (Relaxation)	3 p.m. - 4.30 p.m.

CLINICS AND TREATMENT CENTRES, continued

WEEDS WOOD (CONGREGATIONAL CHURCH HALL, SILVERWEED ROAD)

Wednesday (Relaxation & Mothercraft) .. 1.30 p.m. - 2.15 p.m.
" (Midwives) .. 2.15 p.m. - 5 p.m.

WEEDS WOOD (THE LIBRARY, HOOK MEADOW)

Tuesday 2nd and 4th .. 2 p.m. - 4 p.m.
(Child Welfare)

Health Education and Relaxation exercises are provided by appointment. Combined immunisation against diphtheria, whooping cough and tetanus and vaccination against smallpox and poliomyelitis are available at all child welfare clinics.

SCHOOL CLINICS

ELM HOUSE

Minor Ailments -
2nd and 4th Monday (Doctor) .. 9.30 a.m. - 12 noon
1st, 3rd and 5th Friday (Doctor) .. 2 p.m. - 4 p.m.
Dental (By appointment)

WAYFIELD CLINIC

Minor Ailments -
Friday, 2nd and 4th (Doctor) .. 9 a.m. - 10 a.m.
Dental (By appointment)

"ELMSLEIGH", 118 MAIDSTONE ROAD (Telephone 42098)

Child Guidance, Ophthalmic, Speech (By appointment)

DOMESTIC HELP AND ALLIED SERVICES

Domestic Help Organiser, Elm House, 15 New Road Avenue, Chatham.
(Telephone 42954)

Domestic help service may be provided in households where it is needed owing to the presence of a person who is ill, lying-in, an expectant mother, mentally subnormal, aged, or a child not over compulsory school age, but only where there is no able-bodied person in the household capable of carrying out the necessary household duties.

NIGHT AND EVENING SERVICE

Evening service is provided for elderly people who are bedridden or house-bound and have no one to assist them to prepare for the night and includes the provision of a light meal or hot drink and attention to fires. Night service is provided, for no longer than three weeks unless there are exceptional circumstances, for the care of seriously ill people who are living in their own homes and who need attention during the night. In some cases the service is provided for one to three nights a week to give relief to relatives.

FAMILY CARE SERVICE

After consultation with the Children's Department, this service is provided for the short-term care of children in their own homes during the absence of the mother by reason of admission to hospital for illness or confinement or in other special circumstances. Help is given only to families where care of at least two children is involved and the period of service is limited to three months.

FAMILY WELFARE SERVICE

This service is provided, with the parents' consent, in households where the habits, behaviour and standards of living of the family are much below those generally accepted in the society in which they live. The three main objectives of the service are to raise the standard of living of the families, to improve the welfare of the children, and to keep the families together and prevent their break-up. Intensive training for a period of three months is given and this is succeeded by a follow-on service for nine months. In families where there is medical evidence of mental subnormality the continuance of the service after the initial period of three months may be approved for not more than twelve hours a week until the youngest child reaches compulsory school age.

MENTAL HEALTH SERVICE

Information regarding the service for the mentally disordered can be obtained from the District Officer, K.C.C. Clinic, 13 Gun Lane, Strood.

Training Centre for sub-normal and severely sub-normal persons living in the district is established at:-

Darnley Road, Strood

Hours of opening - ordinary school terms:

Monday to Friday, 10 a.m. - 3.30 p.m.

A Home Teacher for mentally sub-normal persons is also available in the area.

All enquiries regarding the Training Centre and Home Teaching should be addressed to the County Medical Officer, County Hall, Maidstone.

HOME NURSING SERVICE

The County Council provides a service free of charge for the attendance on persons whose doctors require them to be nursed in their own homes. The nurse's attendance is normally arranged by the doctor, but the name and address of the appropriate nurse for any particular district is obtainable from the District Officer, K.C.C. Clinic, 13 Gun Lane, Strood (Tel. Medway 77542).

MIDWIFERY SERVICE

The County Council arranges for the free attendance of midwives upon patients who are to be confined at home. The name and address of the appropriate midwife for any particular district is usually known to the patient's doctor, but can be obtained from the District Officer, K.C.C. Clinic, Gun Lane, Strood (Tel. Medway 77542).

AMBULANCE SERVICE, Star Mill Lane, Chatham. (Telephone Gillingham 52201).

(B) HOSPITAL SERVICES administered by South East Metropolitan Regional Hospital Board under Part II National Health Service Act, 1946. The following information is given through the courtesy of the Group Secretary, Medway and Gravesend Hospital Management Committee, Medway Hospital, Gillingham. (Telephone 46111/6)

CHEST CLINIC

This clinic is situated at 13 New Road, Rochester, and the Chest Physician may be consulted by appointment (Telephone 42182).

Enquiries for appointments may be made during the following times:-

Monday to Friday:	9 a.m.	-	5 p.m.
Saturday:	9 a.m.	-	12 noon

TREATMENT CENTRE FOR VENEREAL DISEASES

The centre is situated at 36 New Road, Rochester and is open on Monday (2.30 p.m. to 4.30 p.m.) and Thursday (10 a.m. to 1 p.m.) (Telephone 43343).

HOSPITALS providing services normally available to medical practitioners for residents of the Medway Towns Area:-

MEDWAY HOSPITAL, WINDMILL ROAD, GILLINGHAM (Telephone 46111-6)

Medical and Surgical

The Department of Physical Medicine for the rehabilitation of out-patients is also situated at this Hospital, e.g. Remedial Gymnastics, Physiotherapy and Occupational Therapy

ALL SAINTS' HOSPITAL, MAGPIE HALL ROAD, CHATHAM (TELEPHONE: 41212-5)

Male Medical, Female Surgical, Ante-natal, Maternity, Gynaecology,
E.N.T., Paediatric, Geriatric and Mental Illness(Female)

Out-patient facilities are also available in the following specialities:-
Dermatology and Consultant Dentistry; there is also a Day Hospital for
Geriatric patients.

ST. BARTHOLOMEW'S HOSPITAL, NEW ROAD, ROCHESTER (TELEPHONE: 41511-4)

Medical, Surgical, Orthopaedic and Paediatric

Out-patient facilities are also available in the following specialities:-

Dermatology, Neurology, Physical Medicine, Ophthalmology, Plastic
Surgery, Radiotherapy, Consultant Dentistry and Pschiatry

ST. WILLIAM'S HOSPITAL, ST. WILLIAM'S WAY, ROCHESTER (TELEPHONE: 43243)

Post Operative and Radiotherapy.

CANADA HOUSE MATERNITY HOME, BARNSOLE ROAD, GILLINGHAM (TELEPHONE: 51139)

Maternity.

KEYCOL HOSPITAL, KEYCOL HILL, SITTINGBOURNE (TELEPHONE: NEWINGTON 222)

Infectious Diseases, Chest Diseases and Geriatric.

MILTON REGIS HOSPITAL, NORTH STREET, MILTON REGIS, SITTINGBOURNE (TELEPHONE: 3168)

Geriatric (longer-stay) units.

(C) LABORATORY SERVICES

The bacteriological examination of throat swabs, sputum, blood, milk, water or other suspected material is carried out at the Public Health Laboratory, Preston Hall, British Legion Village, Maidstone, under the direction of the Medical Research Council for the Ministry of Health.

