

**[Report 1950] / Medical Officer of Health, Chadderton U.D.C.**

**Contributors**

Chadderton (England). Urban District Council.

**Publication/Creation**

1950

**Persistent URL**

<https://wellcomecollection.org/works/a2uvhqt5>

**License and attribution**

You have permission to make copies of this work under a Creative Commons, Attribution license.

This licence permits unrestricted use, distribution, and reproduction in any medium, provided the original author and source are credited. See the Legal Code for further information.

Image source should be attributed as specified in the full catalogue record. If no source is given the image should be attributed to Wellcome Collection.



Wellcome Collection  
183 Euston Road  
London NW1 2BE UK  
T +44 (0)20 7611 8722  
E [library@wellcomecollection.org](mailto:library@wellcomecollection.org)  
<https://wellcomecollection.org>




**'FOUNDATIONS FOR THE FUTURE'**  
being the  
**ANNUAL REPORT**  
for

**- 1950 -**

of the Medical Officer of Health  
**URBAN DISTRICT OF CHADDERTON**

T. SEYMOUR JONES,  
M.B., Ch.B., M.R.C.S., L.R.C.P., D.P.H.





URBAN DISTRICT OF CHADDERTON

---

The  
**ANNUAL REPORT**  
of the  
MEDICAL OFFICER OF HEALTH  
1950

---

T. SEYMOUR JONES, M.B., CH.B., M.R.C.S., L.R.C.P., D.P.H.

---

Digitized by the Internet Archive  
in 2017 with funding from  
Wellcome Library

<https://archive.org/details/b29095992>



HEALTH DEPARTMENT,  
422 MIDDLETON ROAD,  
CHADDERTON.

*1st August, 1951.*

To the Chairman and Members of the Council.

Gentlemen,

I have the honour to present the Annual Report on the Health of Chadderton for the year which ended 31st December, 1950.

During the year Dr. A. V. Stocks was Medical Officer of Health until his departure at the end of July to take up a similar appointment at Eccles.

I would like to draw your attention to one important aspect of the vital statistics for the district and that is to the exceedingly low number of infant deaths which occurred. There were only 5 infant deaths giving the lowest infant mortality rate ever recorded, viz. 12 per 1,000 live births, as compared with 27 per 1,000 live births for 1949, which was itself a record year. You will note also that this year's infant mortality rate is much lower than that for England and Wales, which is 29.8 per 1,000 live births.

Great tribute can again be paid to the maternity services of the area in that there was no maternal death during the year.

I should like to draw your attention to some of the comments in the text of the report especially under the following headings: open spaces, prevalence of infectious disease, and in particular, the remarks on dysentery, food poisoning, diphtheria and tuberculosis.

I am very perturbed at the increasing incidence of pulmonary tuberculosis and the need to protect the patient's family and immediate contacts from infection, especially in view of the delay in getting patients into sanatoria and also in view of the fact that patients on discharge from sanatoria are often still capable of infecting those who come into contact with them.

Another disease which is coming more to our notice is dysentery, but fortunately it is usually mild in character and is only a nuisance in that it can cause a sudden illness of short duration, but spreads rapidly in the community, particularly in such places as day nurseries. This disease is prevalent amongst the population and is not taken any heed of because of the mildness of the symptoms. Its prevention could be quickly and easily secured by all concerned developing good personal habits with frequent use of soap and water.

The highlight of the year both for the public, and for the staff of the Health Department (because of the extra work involved), was the Clean Food Exhibition held at the Town Hall in March. The staging of this exhibition and its success was largely due to the enthusiastic and unstinted co-operation of all members of the Health Department, and also of other Departments of the Local Authority wherever it was asked of them.

In the following pages will be found details of the local Authority's Health Services and I am sure they will prove readable and interesting.

I take this opportunity to express my thanks to Dr. Phillips and Mr. Prenton for their help in compiling this report and to Mr. Mann and all the staff of the Department for their zealous and always cheerful assistance during the year.

Finally, my thanks to the Chairman and Members of the Health Committee who have supported and shewn consideration and understanding of the work of the Health Department.

I am,

Mr. Chairman and Gentlemen,

Yours Obediently,

T. SEYMOUR JONES,

Medical Officer of Health.



# CONTENTS

<b>Introduction</b>	<i>Page</i> 3 & 4
<b>Members of the Health Committee</b>	7
<b>Staff of Health Department</b>	8

## Statistics and Social Conditions

	<i>Page</i>		<i>Page</i>
Births	9	Maternal Mortality	9
Council house Tenancies	10	Open Spaces	10
Deaths	9	Population	9
Employment	10	Social Conditions	10
Infant Mortality	9	Stillbirths	9
Marriages	9		

## General Provision of Health Services

Ambulance Service	14	Infant Welfare Service	14
Ante-Natal Service	14	Maternity Service	14
Day Nurseries	14	Midwifery	14
Home Help Service	14	Notification of Births	14
Home Nursing	15	Post-natal Clinic	14
Hospital and Clinic Facilities	15		

## Prevalence of, and Control over, Infectious and Other Diseases

Diphtheria	17	Notifications	16
Dysentery	18	Pneumonia	19
Erysipelas	19	Poliomyelitis	17
Food Poisoning	18	Scarlet Fever	16
Measles	16	Tuberculosis	17
Meningococcal Infection	19	Whooping Cough	16

## Environmental Health Services

Atmospheric Pollution	22	Milk Supply	25
Clean Food Association	10	New Street Works	21
Closet Accommodation	22	Public Cleansing	21
Drainage and Sewerage	22	Rivers and Streams	21
Disinfestation	22	Rodent Control	23
Factories Act, 1937	24	Sanitary Inspection	24
Food & Drugs Act, 1938	26	Schools	23
Food Hygiene	25	Swimming Baths	24
Housing	24	Unfit Food	26
Ice Cream	25	Water Supply	21
Meat Inspection	26		



## **T A B L E S**

---

<b>TABLE</b>	<i>Page</i>
--------------	-------------

### **APPENDIX A**

I	VITAL STATISTICS	27
II	DEATHS (NET) 1950	28
III	INFANTILE MORTALITY	29

### **APPENDIX B**

IV	CASES NOTIFIED AND DEATHS FROM TUBERCULOSIS	30
----	---	----

### **APPENDIX C**

V	SANITARY INSPECTIONS	31
VI	CLOSET ACCOMMODATION	32
VII	FACTORIES ACT	33
VIII	HOUSING STATISTICS	34
IX	MILK SUPPLY	35
X	ANALYSIS OF MILK SAMPLES	36
XI	UN SOUND FOOD	37
XII	FOOD AND DRUGS ACT, 1938—SAMPLING	38 & 39

## HEALTH COMMITTEE

1950-51

---

*Chairman :*

Councillor Geoffrey B. Jackson

*Vice-Chairman :*

Councillor Arthur Tongue, J.P.

Councillor Roland Hill

Councillor George Howard

Councillor Clifford Kirkman

Councillor James Taylor, J.P.

Councillor James Toft

Councillor Joshua Travis

Councillor Robert Weems

Clerk of the Council :

L. Stott, Esq.



## STAFF

---

*Medical Officer of Health*..... A. V. STOCKS, M.A., M.B., Ch.B., D.P.H.  
(until 31st July, 1950)

T. SEYMOUR JONES, M.B., Ch.B., M.R.C.S.,  
L.R.C.P., D.P.H.  
(from 1st August, 1950.)

*Senior Sanitary Inspector*..... J. MANN, M.S.I.A., A.R.S.I.

*Additional Sanitary Inspectors* G. W. MAXTED, M.S.I.A.  
K. MORGAN, M.S.I.A., A.R.S.I.

*Chief Clerk*..... H. PRENTON

*General Clerk-  
Shorthand-Typist* ..... Mrs. G. Barrell

*Junior Assistant*..... R. HEUGH

## STATISTICS AND SOCIAL CONDITIONS OF THE AREA

### POPULATION

The Registrar-General gives the estimated population of Chadderton for the mid-year 1950 as 31,140.

### MARRIAGES

The number of marriages occurring in the district plus those taking place at the District Register Office, Oldham, where both participants are, or the woman only is, resident in Chadderton was 230. The corresponding figure for 1949 was 235.

### BIRTHS

During the year there was again a marked decline in the number of births, which fell from 473 live births in 1949 to 428 in 1950. This gives a birth rate of 13.1 per 1,000 of the population—a figure which is somewhat lower than that for the country as a whole. Since 1947 there has been a gradual decline in the birthrate and it has now returned to the level existing during the period between the two World Wars. The increase had been due to the abnormally high number of marriages which occurred during the war years and a decline was only to be expected. However, if more houses were available for young couples, it is possible that the fall in the birth rate would not have been so marked.

### DEATHS

The chief causes of death are shewn in Table II Appendix A. Deaths in 1950 totalled 386, giving a rate of 13.6 per 1,000 of the population. It will be seen that the most common cause of death was heart disease, which accounted for 37.5% of the total. If to this figure is added the associated group of diseases in which the affected blood vessel happened to be in the brain (cerebral vascular disease), the percentage rises to 49.2. In other words nearly half the deaths occurring were due to some disease of the heart or the blood vessels.

The next largest group was of deaths attributed to cancer, which was 15.2% of the total. It can be seen therefore that this disease, although much feared, actually results in a smaller percentage of deaths than is often thought.

Formerly many old people used to die from Bronchitis or Pneumonia. New drugs, notably penicillin and the sulpha group, have greatly reduced the danger from respiratory disease and the deaths from this cause only amounted to 13.7% of the total in 1950.

### MATERNAL MORTALITY

It is gratifying to report once more that no maternal death associated with childbirth occurred during the year. Only one such death has occurred since 1946.

### INFANT MORTALITY AND STILLBIRTHS

In 1950 there were five infant deaths, giving an infant mortality rate of 12 per 1,000 live births, as compared with rates of 29.8 for England and Wales, and 29.4 for the 148 Smaller Towns. Of the five infants who died under one year of age, two died during the first month, giving a neo-natal mortality rate of 5 per 1,000 live births.



According to these figures Chadderton is one of the most healthy spots for a new born child. Great credit must be given to the mothers for the way they have absorbed the teaching of child care and for the way they have put this knowledge into practice. Credit is also due to the midwives and health visitors for obtaining such good results. Nineteen-fifty proved to be the best year since records have been kept for the survival of infants beyond the first year of life.

Table III gives details of the five infant deaths occurring.

Stillbirths during the year totalled 14, representing a rate of 32 per 1,000 total births.

## **SOCIAL CONDITIONS**

### **General**

There were no changes in the Social Services provided during the year. All the Medical Health and Clinic Services are organised and supervised on a divisional basis and Chadderton forms part of Health Division No. 14. These services, especially the home helps and home nursing schemes, have once again been extended during 1950.

### **Employment**

The Manager of the Chadderton Employment Exchange has kindly informed me that the level of unemployment is low and that 60% of those who are unemployed are disabled persons. Employment figures are again maintained at a high level.

### **Council House Tenancies**

The policy of arranging for the removal of families into houses which are more suitable for their needs should be pursued with even more vigour in view of the impending difficulties in building new houses due to the restriction on building materials and capital expenditure because of the nation's rearmament programme. An estate should comprise varied types and sizes of houses, ranging from 2 to 4 bedrooms and single-bedroomed bungalows, to facilitate exchange of tenancies, not only as the family grows larger but also as the children leave to start their own homes.

The Lower Bare Trees Housing Estate is, to my mind, an example of how a complete community representative of all ages could be produced. Here the residents could be transferred from smaller to larger houses and vice versa without being separated from their friends and losing that sense of neighbourliness which they acquire whilst living in the same area for a number of years.

### **Open Spaces**

In my opinion there is a sufficiency of large parks and playgrounds in the area, and attention should now be directed to the provision of small but convenient spaces, not only on the new housing estates, but also amongst groups of the older properties. Here young children could play within sight of their own homes and under the supervision of their parents, thus obviating the need for travelling long distances along our busy roads. I think this would help to reduce the slaughter of young lives, which in our ageing population is a consideration of great importance.



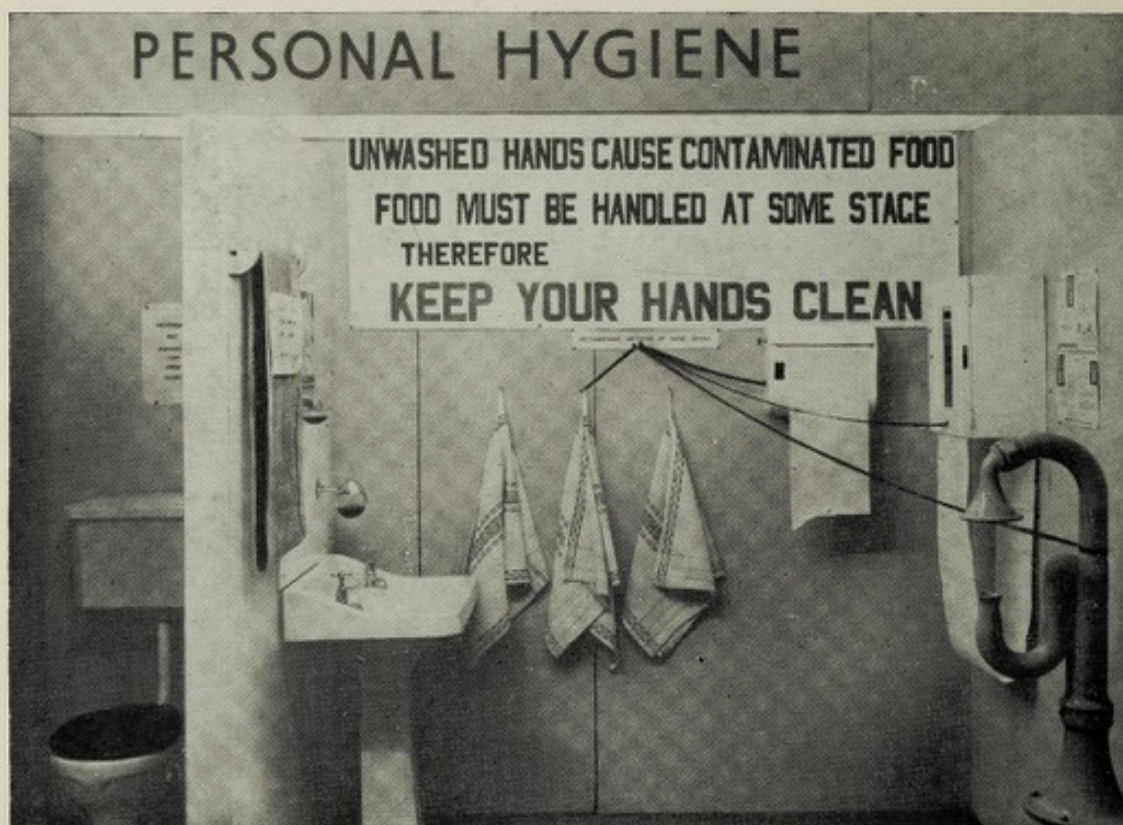
There are still far too many derelict sites that are being used for the tipping of many types of building refuse and other material, and needing supervision because of their potential qualities as breeding grounds for vermin. These are also eyesores detracting from the surrounding amenities and reducing in value residential properties which are adjacent. Many of these sites could be utilised for the erection of small groups of bungalows, flats or houses, thus improving the sites and enabling the residents to live within easy distance of their employment, shops, churches and other amenities. The other advantage of using these smaller sites is that sewerage and road works are usually in existence, thus reducing the building costs.

### **CLEAN FOOD ASSOCIATION**

In the annual report last year it was mentioned that a Clean Food Association had been formed. To demonstrate the dangers that can arise from unhygienic methods of food handling, the committee decided to organise a Food Hygiene Exhibition as part of its educational programme for 1950. It was felt that little progress would be made until the public at large were aware of the minimum standards that should be expected from food producers and distributors and demanded a higher standard of cleanliness in food handling. The Exhibition was planned to show how food could be contaminated and rendered dangerous to the consumer, either in the home or on commercial premises.







The Finance Committee granted permission to hold the Exhibition in the Town Hall Assembly Room and another room was also provided for the showing of films relating to Food Hygiene. Active co-operation, help and practical assistance were given unstintingly by the Infestation Control Division of the Ministry of Agriculture and Fisheries and the Health Education Department of the Lancashire County Council.

After many months of hard work the Exhibition began to take shape and finally consisted of 18 stands, together with the Information Bureau.

In the publicity drive which commenced five weeks before the opening the following measures were taken :—

12,000 leaflets were distributed to homes and school children giving details of a competition which the children were invited to enter. Prizes were in the form of book tokens.

A window display was on view a fortnight before the opening date. Street banners were displayed in prominent positions.

Notices were carried in the vehicles of the public transport service.

Announcements were made in the local weekly papers.

Lantern slides were shown in the local cinemas and a handbook was prepared giving a review of the campaign for cleaner food, and a description of the stands, etc.

Each member of the public entering the Exhibition was presented with a copy of the handbook.



The Exhibition was opened on 7th March, 1950, by Miss Mabel Constanduros, who in a brief but vivacious speech expressed her pleasure at being associated with the Exhibition and the campaign. In the voice of 'Grandma Buggins,' declaring the opening, she said "We can't all be healthy, we can't all be beautiful, but we can all be clean !"

The Exhibition was open from 10 a.m. until 9 p.m. daily for 7 days. During this period 1,500 school children in organised parties and 4,000 adults visited the Food Hygiene Exhibition.

The themes of the various stands were :

Food-borne Infections	Dirty Shop
Personal Hygiene	Clean Shop
Dirty and Clean Larders	Ice Cream Production
Infestation Control	Methods of Washing up.
School Meals Service	Food Protection
Milk	Food Sampling
Bakehouse Hygiene	Insect Pests
Instantaneous Hot Water	Dirty Kitchen
Canteen Equipment	Clean Kitchen

All the school children attending were given forms and asked to give their replies to three questions relating to the stands and what they had seen. Nearly 1,000 forms were returned and in every case they showed that the child had learnt the vital importance of clean hands. Thus, if nothing else is achieved by the Exhibition except the fact that the children have understood the necessity for clean hands, it is felt that our efforts have been worth while. It is intended after further analysis of the questionnaires to arrange talks and film shows, etc., in the schools.

The reaction of the public will not be felt immediately, but they cannot fail to have thought a great deal about the subject of Clean Food.

Included in this section of the report are photographs of two stands showing : (a) the dirty roller towel, which is a constant menace to personal hygiene, and the recommended methods of hand drying ; and (b) a dirty kitchen—which speaks for itself. Further photographs of the stands are reproduced in connection with (c) the paragraph relating to food poisoning—showing how dirty hands can carry infection to food ; and (d) the report on food sampling, showing the procedure adopted when samples of food are taken and analysed.

Compliments are due to the Parks Superintendent for the floral decorations which gave the opening ceremony a most attractive setting, visitors remarking how fortunate we were to have such a spacious and exquisitely decorated hall for the Exhibition. The most generous support was given by members of the Health Committee and by all Departments of the Urban District Council, this, together with the wonderful spirit of co-operation which existed between the exhibitors and members of the Health Department, their industry and unflagging enthusiasm, made the Exhibition an outstanding success.



## GENERAL PROVISION OF HEALTH SERVICES FOR THE AREA

### NOTIFICATION OF BIRTHS

428 live births and 14 stillbirths were notified under section 203 of the Public Health Act, 1936, during the year.

### MATERNITY SERVICE

#### Midwifery

The domiciliary midwifery service is supervised in Chadderton by the Lancashire County Council, who employ three full-time midwives in the area.

#### Ante-Natal and Post-Natal Clinics

Examinations of expectant mothers were carried out on Monday afternoons throughout the year at the Central Clinic. Post-natal examinations were also performed at this session as necessary. The Clinic is under the supervision of the Divisional Medical Staff.

Number of women confined in their own homes, ... ..	130
Number attending Clinic, ... ..	149
Number of attendances made, ... ..	620

### INFANT WELFARE SERVICES

During 1950 four welfare sessions were held each week, on Tuesday and Thursday afternoons at the Central Clinic and on Wednesday and Friday afternoons at the Washbrook Clinic. Children seen at these clinics are referred, if necessary, to the Orthopaedic or Ophthalmic specialists and to the Dental Officer.

Ultra-violet light therapy has been given to children who need it. Welfare foods and specially prepared fruit, vegetables and cereals were on sale at the clinics and iron and vitamin products were supplied to children when necessary.

NOTE.—On 11th May, 1951, the clinics held at Washbrook were transferred to the new clinic at 23 Eaves Lane.

### DAY NURSERIES

There are two day nurseries, both of a 40-place accommodation, which are the responsibility of the Lancashire County Council.

In the district there are a further 10 nurseries attached to various cotton mills. Two of the latter have been extended during the year.

### AMBULANCE SERVICE

The ambulance service is provided by the Oldham Corporation and is the financial responsibility of the Lancashire County Council.

Once again there has been an increase in the number of calls received, being 3,822 in 1950 as compared with 3,705 in 1949, and 3,187 in 1948.

### HOME HELP SERVICE

During 1950 this service has been expanded, but the organiser is having some difficulty due to the shortage of personnel of a suitable standard. It has not therefore been possible to meet all the demands made upon the service, but the most needy cases are given priority.

The organiser's headquarters are at the Divisional Health Office (Telephone : MAI 6251).



## **HOME NURSING**

The Home Nursing Service is organised by the Divisional Health Committee. There are two full-time District Nurses seconded to Chadderton and a Male Nurse undertaking district work in the Division who is available for special male cases. Relief nurses on the Divisional Staff are sent to the Chadderton area when required.

## **HOSPITAL AND CLINIC FACILITIES**

General medical, surgical and obstetrical treatment is available at the Oldham Royal Infirmary and the Boundary Park General Hospital, Oldham.

The treatment centres for venereal diseases are : Boundary Park General Hospital, Oldham (Tel. : MAI 3251) ; The District Infirmary, Ashton (Tel. : ASH 1611), and The Municipal Clinic, 20 Baillie Street, Rochdale (Tel. : 47474).

A tuberculosis clinic is held at the Brook Street Chest Clinic, Chadderton, where all chest conditions can be diagnosed and arrangements made for treatment.

This clinic is held on Monday afternoons at 1-30 p.m., Wednesday morning of each week at 9-30 a.m., and every second Monday evening in the month at 6 p.m.

Laboratory facilities are available at the Public Health Laboratory, Monsall, Manchester (Tel. : COL 2733) ; at Oldham Royal Infirmary (Tel. : MAI 3828) ; and the Boundary Park General Hospital (Tel. MAI 3251).

The Divisional Health Office is at "Tylon," Middleton Road, Chadderton, where all information regarding Health Services may be obtained.



## PREVALENCE OF, AND CONTROL OVER, INFECTIOUS AND OTHER DISEASES

### NOTIFICATIONS

A total of 637 notifications of infectious disease were received during 1950.

#### MEASLES—A Crippling Disease

Of all the infectious diseases occurring in Chadderton, measles stands out as being the most prevalent. Most mothers underestimate the importance of the disease because it does not often cause the death of the child, but it can be the cause of long continued ill-health, and can turn a healthy baby into a permanent invalid. Unfortunately, there is no way of immunising a child against measles and an attempt has, therefore, to be made to check the spread of the disease by isolating the infected persons. This is not easy as a measles patient can pass on the disease to someone else before the appearance of the rash makes the diagnosis obvious. This year, in common with the rest of the country, there was a slight increase over last year in the number of cases of measles occurring in Chadderton.

**Measles**  
272 cases

#### WHOOPIING COUGH—A Most Serious Infection

"Our little Harold coughed until his nose bled." How often doctors hear words like these to describe the extreme distress caused to small children by this the most serious of the acute infections of childhood.

Perhaps, before long we shall have a reliable method of immunising against this disease, but until then we must rely mainly upon the traditional method of isolation to prevent its spread. Fortunately, older children can be treated with a new drug which has just become available. There were 10 less cases of Whooping Cough in Chadderton than last year.

**Whooping Cough**  
101 cases

#### SCARLET FEVER—Getting Milder

Fortunately, this disease is nowadays very mild in character. Doctors are unable, however, to claim any credit for this as the cause of the decline in virulence is unknown and one fears that equally unaccountably Scarlet Fever may decide to become a deadly disease again. However, if that should unfortunately happen we are better equipped than we used to be to deal with it because of the new drugs which have become available in the last few years. Though mild, Scarlet Fever is still a fairly prevalent disease, but there were less cases during 1950 in Chadderton than in 1949.

**Scarlet Fever**  
76 cases



## **TUBERCULOSIS—A Cause of Grave Anxiety**

The position in respect of this disease is the one which gives rise to most anxiety. Though there has been some progress made recently in the development of drugs effective against Tuberculosis, the main method of treatment is still rest in bed in a properly equipped sanatorium. There is a great shortage of such beds and patients are often months at home awaiting admission. This lessens their chances of ultimate cure and increases the likelihood of their transmitting the disease to others. There was a rise of six in the number of cases of Pulmonary Tuberculosis occurring in Chadderton during 1950 as compared with 1949, but a fall of five in the number of cases of Tuberculosis of other organs.

<b>Tuberculosis</b>
<b>Pulmonary - 30 cases</b>
<b>Non-Pulmonary - 4 cases</b>

## **DIPHTHERIA—Under Control, but Still Dangerous**

This year there were no cases of Diphtheria in Chadderton. The credit for this achievement is almost entirely due to the successful prosecution of the diphtheria immunisation campaign. Over 400 children were protected against Diphtheria during the year. Of the total child population in the district, it is estimated that 61.67% of those under five and 88.95% of children in age groups 5 to 14 years have been immunised. We are now confronted with a new danger, that of forgetting how terrible and dangerous a disease Diphtheria can be and this forgetfulness leading to a reluctance on the part of parents to permit their children to be immunised. If this were to happen, there is no doubt that Diphtheria would again return to Chadderton with its old violence and cause much illness and some deaths each year amongst young children. Diphtheria is under control, but has not yet been finally conquered. We cannot afford to neglect immunisation, which is the most effective weapon in our armoury.

<b>Diphtheria</b>
<b>No cases</b>

## **POLIOMYELITIS**

During 1950, in the country as a whole, there was a widespread outbreak of infantile paralysis. Fortunately, only one case occurred in Chadderton.

Much has been written about this disease recently and perhaps the public as a whole is becoming too conscious of its dangers. It is not usually a fatal disease, but an important aspect of the complaint is the large number of patients who recover only to be crippled for the rest of their lives. Even this can be exaggerated, however, for many people who have had the disease suffer absolutely no permanent paralysis.

<b>Poliomyelitis</b>
<b>1 case</b>

A great deal of investigation is going on to determine the best method of preventing the spread of the disease. The present opinion is that the disease can enter the body either by inhaling infected droplets from a carrier of the disease (in the same way that one catches the common cold), or by swallowing infected food. That is why during epidemics one advises people to avoid crowded places and to observe scrupulous cleanliness in the preparation of food.



## FOOD POISONING—Preventable By Cleanliness

This is a vague term and can be extended to include every type of illness resulting from swallowing infected food. Thus it extends from the 'green apple colic' caused by eating unripe or over-ripe fruit on the one hand, through the different types of chemical poisoning (such as arsenic poisoning), to the large group of diseases caused by different germs that can contaminate food.

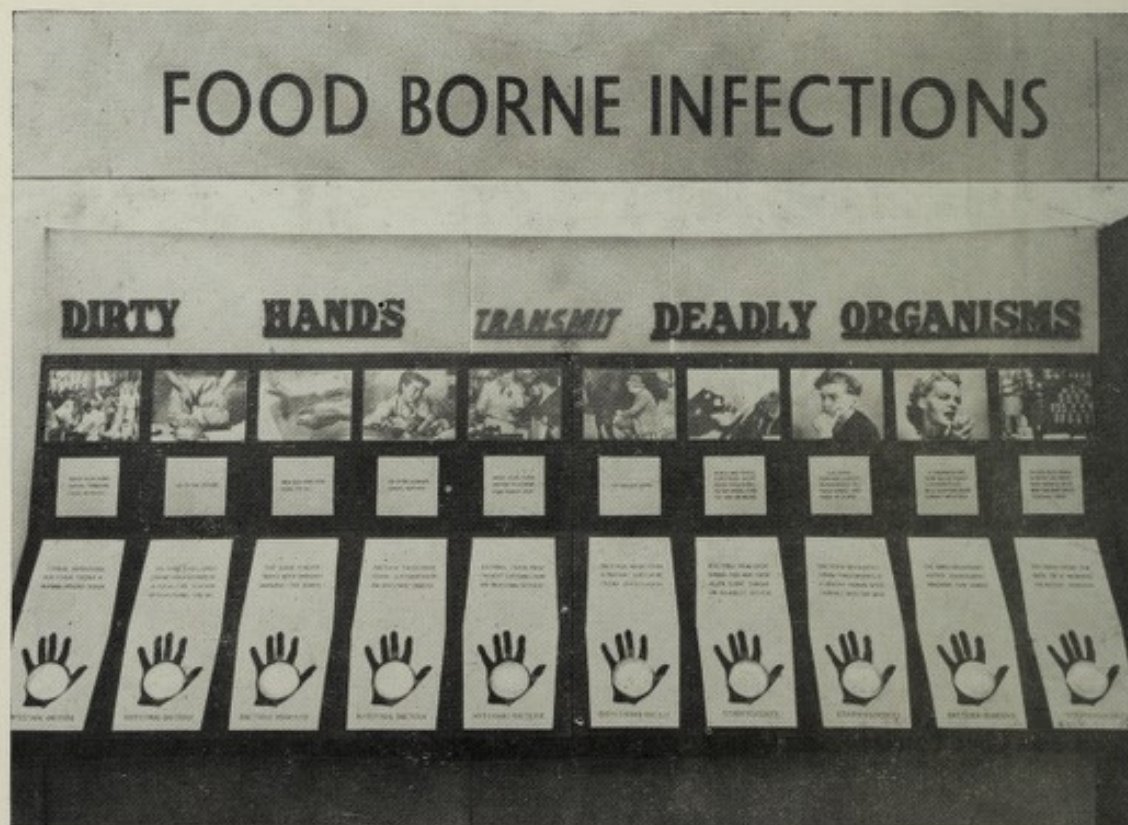
**Food Poisoning**  
12 cases  
**Dysentery**  
117 cases  
**Typhoid and**  
**Paratyphoid**  
No Cases

Later in this report there is an account of food sampling, and this is done to ensure that the food bought in the shops is free from

harmful adulteration.

To protect the consumer from food containing germs is more difficult because such food may appear quite wholesome and one only knows it to be infected after it has caused an illness. There are many different types of germs which can infect food. Even germs in a septic wound or a whitlow will, if they are swallowed, cause a severe attack of gastro-enteritis.

The germs which most commonly cause food poisoning are those of the dysentery group. According to the table it will be seen that this year Chadderton suffered a brisk outbreak of dysentery. In the course of dealing with the outbreak 2,327 specimens of faeces were sent to the laboratory, and of these 332 were found to contain the dysentery organism.





Fortunately, it was a mild form of the disease and there were no serious consequences. The truth is that this disease is very difficult to control because of its very mildness. Many people have the disease but the symptoms are so mild that they do not bother to consult a doctor and in their ignorance may pass on the disease to someone else. Even some apparently healthy people may carry the germ and these are a particular source of danger to others.

More serious are the germs of the Salmonella group, which is closely related to the germs which cause typhoid fever. There were 12 cases of this type of food poisoning in Chadderton during 1950. It is a more distressing disease than Sonne Dysentery and sufferers usually find that they have to send for the doctor, because vomiting and diarrhoea are often severe.

Scrupulous cleanliness in the handling of food would completely prevent this and all other types of food poisoning.

### **ERYSIPELAS**

There were four cases of erysipelas notified in Chadderton during 1950.

### **MENINGOCOCCAL INFECTION**

One case of meningococcal infection occurred during 1950, the patient being admitted to hospital and eventually making a complete recovery.

### **PNEUMONIA**

The number of cases of pneumonia reported this year was roughly the same as last year and of these cases about half died. Many mild cases were probably not notified.

<b>Pneumonia</b> <b>19 cases</b>
-------------------------------------



To the Medical Officer of Health.

HEALTH DEPARTMENT,  
422 MIDDLETON ROAD,  
CHADDERTON.

*July, 1951.*

Sir,

It is my privilege and pleasure to report upon the work carried out by the Sanitary Inspectors during 1950. Throughout the year the Department was fully staffed so that, in the main, work proceeded smoothly and, may I suggest, with greater efficiency.

One cannot review the work done without mention of the exhibition held in March. The staging of such an event admittedly upset the routine work, but it greatly assisted in the propagation of the gospel of Food Hygiene. Valuable experience was gained in organisation and methods of portraying the cleaner handling of food, together with improved environmental hygiene. One cannot assess the full reaction of those engaged in handling food, but it is noteworthy that dating from the exhibition and the launching of the Clean Food Campaign there has been a better standard of food hygiene in the District. Small shopkeepers and others have taken note of contamination risks and have provided more protected displays and improved storage methods.

Whilst comment upon the Housing Conditions in the area is made under the appropriate paragraph, I wish here to pay a tribute to the many landlords and owners of houses who are trying to execute repairs under some financial strain. I am aware that some owners have not repaired houses as they should have done (and possibly will not do so until forced), but there are many who make genuine attempts to keep the tenants housed under fair conditions. Credit is due to these when one considers that since 1939 there has been no general increase in rents, except that caused by rate increases, whilst the cost of repairs has increased considerably. In spite of all arguments concerning lack of previous repairs and possible exploitation, I do feel that there is now a definite need for the revision of rents, and there I leave the matter.

In concluding this introduction to my report, I wish to express my deep appreciation of the valued assistance rendered to me by yourself, the encouragement given to me by the members of the Committee in the carrying out of my duties, and of the ready co-operation and active service of the members of the staff of the Department. My thanks are also given to members of other Departments who have helped me on the many occasions that I have sought assistance and who have provided many details for this report.

I am,

Sir,

Your Obedient Servant,

JAMES MANN

Senior Sanitary Inspector.



## **ENVIRONMENTAL HEALTH SERVICES**

### **(A) SANITARY CIRCUMSTANCES OF THE AREA**

#### **WATER SUPPLY**

The greater part of Chadderton's water supply is obtained from Oldham Corporation, but there are certain districts which are supplied by Manchester Corporation or the Middleton and Heywood Water Board. All three supplies, which are sufficient and of good quality, are chlorinated.

There are no stand pipes in the area. The only cause for regret is that there are as yet 43 premises in the district which are supplied by shallow wells or spring waters. These premises are either isolated farm houses or dwellings which are a long distance from the mains and to which the cost of providing the supply would prove to be considerable.

It has never been the custom of the Department to take samples of the mains supply as this is done regularly by the respective water undertakings. No samples were taken from any of the other sources of supply during the year.

Because the public were denied access to a public well at Cinder Hill Lane it was found necessary to take action, and ultimately the rights of the public were restored and the well placed in its original condition.

#### **RIVERS AND STREAMS**

During the year the rivers and streams in the district came under the control of the Mersey River Board and it is now the Authority for the prevention of pollution in such water courses. No complaints were made to the Department and there was no pollution which necessitated special enquiry.

#### **PUBLIC CLEANSING**

Refuse is collected from 10,738 ashbins at 10,458 premises and is transported by three 3-ton van type moving floor refuse collection vehicles each manned by a driver and four ashes labourers, one labourer acting as charge-hand on each vehicle.

During the year 408,315 bins have been emptied and the weight of refuse collected amounted to 9,483 tons. The disposal of refuse is by controlled tipping (100%).

Street cleansing is carried out by a Lewin Sweeper Collector and six street orderly men working on the beat system.

Gullies are emptied and cleansed by a Dennis Pax mechanically operated Gully-emptier.

Three hundred pail closets are emptied weekly and three ashpits are given frequent attention.

#### **NEW STREET WORKS**

1,244 lineal yards of street works were constructed during 1950, the greater part being on the Melbourne Street Housing Site.



## CLOSET ACCOMMODATION

It gives some satisfaction to note that the number of waste water closets and pail closets in the district is decreasing, due to the continued generosity of the Council. Owners of property, and particularly owner-occupiers, are gradually realising the advantages of the modern fresh water closet, and the enquiries regarding grant aid from the Council are a regular item on the Health Committee's agenda.

As a result of the applications made there were 17 pail closets, 6 trough closets and 98 waste water closets converted to fresh water closets during the year. The securing of effective repair to waste water closets is becoming increasingly difficult and it is the Department's policy to recommend conversion to the more modern closet when occasion arises.

Once again a large number of blockages occurred in waste water closets and 1,247 received attention.

This is 44.3% of the total number as against 2.8% of fresh water closets given similar attention.

Table VI shows the number and types of the various closets in the district.

## DRAINAGE AND SEWERAGE

718 lineal yards of new sewer were laid during the year.

446 complaints of choked drains were received. These all received attention and the blockages were removed.

## DISINFESTATION

The Council has no Municipal Disinfestation Service and when a house is found to be verminous the procedure has been to advise the tenant or owner to secure the services of a firm specialising in such work. As a result, four houses were disinfested by the Hydrogen Cyanide method, of which three were Council properties. Advice is also given as to methods of preventing reinfestation.

The houses of persons who are interviewed for the tenancy of Council houses are inspected for vermin and if bugs are found furniture is disinfested during transit to the new houses. During 1950, nine van disinfestations were carried out.

## ATMOSPHERIC POLLUTION

A summary of the boiler installations in the district is given below :-

<i>Nature of Industry</i>						<i>Number of Chimneys</i>
Public Utility Undertakings :						
Electricity Station	...	...	...	...	...	8
Sewage Works	...	...	...	...	...	2
Stationery Office	...	...	...	...	...	7
Swimming Baths	...	...	...	...	...	1
Textile Factories	...	...	...	...	...	39
Engineering Works	...	...	...	...	...	17
General Manufacturing	...	...	...	...	...	6
Chemical Works	...	...	...	...	...	1
Centrally Heated Buildings, viz :						
Schools, Hospital and Municipal Buildings	...	...	...	...	...	19



There were 21 smoke observations made during the year and in four cases it was necessary to notify the firms of the density of the smoke emission. This was done in an informal manner following the policy of the Department during the post-war years.

The problem of atmospheric pollution could be raised over and over again without any apparent reduction in the nuisance created. There is a saying that constant dripping wears away the stone, so it may be that by continually referring to the nuisance both from industrial premises and domestic premises some good will ultimately be achieved and atmospheric conditions in this industrial area will be improved. I do feel that with care in the home and factory much of the smoke at present seen would not be created. Fuel quality is too often used as an excuse to cover other faults.

## SCHOOLS

There are 16 schools within the district and 14 visits were paid during the year.

At one school the conveniences are of the type known as trough closets, and at seven others they are merely a slight improvement upon this type. The trough closets at one school were converted to fresh water closets during 1950.

In the majority of cases, the washing facilities are totally inadequate. I do not think that this is a condition peculiar to Chadderton, but I do feel that the time has arrived when more attention should be paid to the sanitary conditions of all the schools. In my opinion there is a duty here to which school managers could direct some attention, rather than wait until the Health Department finds it necessary to take action because of the conditions.

## RODENT CONTROL

The Prevention of Damage by Pests Act, 1949, came into operation on 31st March, 1950, and whilst it has not materially altered the system of rodent control, it has placed certain important obligations upon occupiers of rat infested properties. Notifications of troublesome infestations in food premises must be sent to the Ministry of Agriculture and Fisheries and other infestations must be notified to the Local Authority.

During the year the usual sewer treatments were carried out and the following table shows the degree of infestation found :

			<i>Jan. and Feb.</i>	<i>July and Aug.</i>
Number of manholes baited ...	...	...	487	436
Number showing prebait take ...	...	...	100	78
Number showing complete prebait take ...	...	...	96	75

Surface infestation surveys are regularly made and the Rodent Operative paid 2,498 visits and carried out 294 treatments as a result of infestation found by the surveys and from complaints received.

It has often been found that infestations are caused by defective drains and 225 visits were therefore made by the Sanitary Inspectors in order to test suspected drains.

Since the beginning of April, only one Rodent Operative has been employed and he has carried out treatments of the Crossley Bridge Tip and the Council's Sewage Works in addition to the work already detailed.



## **SWIMMING BATHS**

It was reported that 25,419 school children attended the baths during 1949. During 1950 this number was increased to 28,055. Of these 298 qualified for the Learner's Swimming Certificate, 6 for the Advanced Certificate and 73 were awarded free passes to the Swimming Baths.

During the year six samples of water were taken from the plunge bath and submitted for bacteriological examination. A notable improvement, which it is hoped will be of great benefit, was the installation of the chlorination system of purification. This, together with the ozonisation plant already installed, ought to make the plunge bath safe for all swimmers and should maintain a high standard of purity.

## **FACTORIES ACTS, 1937 and 1948.**

Regular inspection of the sanitary accommodation was made during the year and Table VII gives details of the administration of the above Acts.

## **SANITARY INSPECTION OF THE AREA**

Details of the number of inspections made and a summary of the action found necessary to remedy the defects discovered, can be found in Table V, Appendix C.

There are a few instances where it becomes necessary for the Local Authority to execute work in default after the service of Statutory Notices, and during 1950 such work was carried out in 21 cases. Of these, 10 cases relate to the provision of dustbins.

## **(B) HOUSING**

The district continues to have its housing problem, and when it is remembered that there are more than 1,000 houses which are much below standard it will be realised that the problem is likely to remain unsolved for some time.

Until it is possible to proceed under the Slum Clearance Provisions of the Housing Act, houses that have served their useful life are having to be kept in a wind and weatherproof condition. As in previous years, the policy of securing undertakings from owners of old properties that they will not re-let the houses for habitation when the tenants are re-housed has been vigorously pursued.

On receiving such undertakings fifteen houses have been closed during the year, of which 7 were demolished.

Of the total of 89 new houses erected during 1950, 78 were built by the Council, 1 by the County Council and 10 by private enterprise.

Whilst figures concerning overcrowding can be found in Appendix C, these are only of cases known to the Department, and I venture to suggest that the complete picture is not given. It is felt that there are many cases which are not recorded and in addition it is considered that the influx of foreign labour has caused still further overcrowding.

Housing statistics can be found in Table VIII Appendix C.



## **(C) INSPECTION AND SUPERVISION OF FOOD**

### **MILK SUPPLY**

The regular sampling of milk for biological examination and methylene blue testing has been carried out during the year and Table X Appendix C shows the number of milk samples taken and the results obtained. Table IX gives details concerning the types of licences issued and registrations effected during 1950.

### **FOOD HYGIENE**

The number of inspections of food premises was considerably increased as compared with previous years. The Clean Food Campaign was pursued and traders were advised on various matters, particularly those relating to the display of goods likely to be contaminated. 957 visits were paid to premises where food is prepared, stored or sold.

In connection with the Clean Food Association, lecture courses in food hygiene for workers in food trades were given and resulted in the distribution of small certificates to those who attended the three lectures.

The Certificate of the Chadderton Clean Food Association was awarded to 7 canteens, 5 fried fish premises, 4 mixed grocery shops, 1 butcher's shop, 3 greengrocers, 2 baker-confectioners, 2 day nurseries and a mineral water manufacturer's.

On 16th April, 1950 the Bye-Laws relating to the Handling, Wrapping and Delivery of Food and Sale of Food in the Open Air came into operation.

A marked improvement in the standard of food hygiene continues to be shown by traders and others associated with the handling of food.

### **ICE CREAM**

Many more registrations of ice cream retailers were made, the total at the end of the year being 65, of which 61 are for the sale of pre-packed ice-cream. There is only one manufacturer retailer in the district.

Of the 20 samples taken during 1950, four were reported upon as being unsatisfactory. Where necessary the producers were notified if the samples were not up to standard.

Motor and horse-drawn vehicles from which ice cream is sold have received attention and altogether 112 inspections of vehicles and premises were made.



## MEAT INSPECTION

Although five slaughterhouse licences were renewed during 1950 slaughtering only took place at one of the premises, which was used only for pig killing. All other meat coming into the area is sent from a central depot at Manchester where regular inspection of carcasses is carried out.

115 visits were made to slaughterhouses by the Inspectors and 58 pig carcasses were examined during 1950.

A total of 91 visits were made to butchers' shops and 14 premises were registered for the preparation of meat products.

## UNFIT FOOD

Table XI, Appendix C is a statement of the type and quantity of food condemned throughout the year.

## FOOD AND DRUGS ACT, 1938—Sampling

The Lancashire County Council is the Food and Drugs Authority for the area for sampling purposes. Details of the samples taken have been supplied by the County Medical Officer of Health and are given in Table XII, Appendix C.



## APPENDIX A

### STATISTICAL AND SOCIAL CONDITIONS OF THE AREA

**TABLE 1**  
**VITAL STATISTICS**

Population — 31,140  
(Registrar General's Estimate, Mid. 1950)

<b>Live Births</b>	{	Legitimate ... ..	M.	F.	Total
		Illegitimate ... ..	225	194	419
		Total ... ..	4	5	9
			<hr/>	<hr/>	<hr/>
			229	199	428
			<hr/>	<hr/>	<hr/>
Birth-rate per 1,000 estimated population mid-1950					13.1
<b>Stillbirths</b>	...	...	...	...	...
	10	4	14		
Rate per 1,000 total (live and still) births					32.0
<b>Deaths</b>	...	...	...	...	...
	189	197	386		
Death rate per 1,000 estimated population mid-1949					13.6
Maternal Mortality :—					
Deaths from pregnancy, childbirth and abortion					Nil
Mortality rate per 1,000 total (live and still) births					Nil
Death-rate of infants under one year of age :—					
All infants per 1,000 live births					12
Legitimate infants per 1,000 legitimate live births					10
Illegitimate infants per 1,000 illegitimate live births					111
Neo-Natal Mortality :—					
Deaths of infants under 4 weeks of age					2
Mortality rate per 1,000 live births					5



TABLE II

## DEATHS (NET)—1950

Causes of Death					Males	Females	Total 1950
Tuberculosis of respiratory system	...	...	...	...	—	5	5
Tuberculosis other forms	...	...	...	...	—	—	—
Syphilitic disease	...	...	...	...	1	—	1
Diphtheria	...	...	...	...	—	—	—
Whooping Cough	...	...	...	...	—	—	—
Meningococcal infections	...	...	...	...	—	—	—
Acute poliomyelitis	...	...	...	...	—	—	—
Measles	...	...	...	...	—	—	—
Other infective and parasitic diseases	...	...	...	...	1	—	1
Malignant neoplasm, stomach	...	...	...	...	12	4	16
Malignant neoplasm, lung, bronchus	...	...	...	...	4	—	4
Malignant neoplasm, breast	...	...	...	...	1	8	9
Malignant neoplasm, uterus	...	...	...	...	—	5	5
Other malignant and lymphatic neoplasms...	...	...	...	...	14	11	25
Leukaemia, aleukaemia	...	...	...	...	—	1	1
Diabetes	...	...	...	...	3	4	7
Vascular lesions of Nervous System	...	...	...	...	13	31	44
Coronary Disease, angina	...	...	...	...	24	7	31
Hypertension with heart disease	...	...	...	...	7	7	14
Other heart disease	...	...	...	...	35	43	78
Other circulatory disease	...	...	...	...	12	10	22
Influenza	...	...	...	...	2	2	4
Pneumonia	...	...	...	...	8	5	13
Bronchitis	...	...	...	...	18	18	36
Other disease of respiratory system	...	...	...	...	—	—	—
Ulcer of stomach and duodenum	...	...	...	...	3	1	4
Gastritis, enteritis and diarrhoea	...	...	...	...	1	1	2
Nephritis and nephrosis	...	...	...	...	1	6	7
Hyperplasia of prostate	...	...	...	...	3	—	3
Pregnancy, childbirth, abortion	...	...	...	...	—	—	—
Congenital malformations	...	...	...	...	—	—	—
Other defined and ill defined diseases	...	...	...	...	17	20	37
Motor vehicle accidents	...	...	...	...	3	1	4
All other accidents	...	...	...	...	5	3	8
Suicide	...	...	...	...	1	4	5
Homicide and operations of war	...	...	...	...	—	—	—
All causes					189	197	386

59

145

53

**TABLE III**  
**Infantile Mortality**

Cause of Death	Under 1 Day	1 to 6 Days	1 to 2 Wks.	2 to 3 Wks.	3 to 4 Wks.	Total under 1 mth.	1 to 3 Mths.	4 to 6 Mths.	7 to 9 Mths.	10-12 Mths.	Total
Gastro Enteritis	-	-	-	-	-	-	1	-	-	-	1
Acute Leukaemia	-	-	-	-	-	-	1	-	-	-	1
Pink Disease	-	-	-	-	-	-	-	-	-	+	+
Pneumonia	-	-	<b>1</b>	-	-	<b>1</b>	1	-	-	-	<b>2</b>
Cause Unknown	1	-	-	-	-	1	-	-	-	-	1
	1	-	<b>1</b>	-	-	<b>2</b>	3	-	-	+	5



## APPENDIX B

### PREVALENCE OF, AND CONTROL OVER, INFECTIOUS AND OTHER DISEASES

TABLE IV  
Cases Notified and Deaths from Tuberculosis during 1950

Age	New Cases				Deaths			
	Pulmonary M	F	Non- Pulmonary M	F	Pulmonary M	F	Non- Pulmonary M	F
0-1	...	-	-	-	-	-	-	-
1-5	...	-	-	-	-	-	-	-
5-10	...	-	-	1	-	-	-	-
10-15	...	-	-	-	-	-	-	-
15-20	...	2	1	-	-	-	-	-
20-25	...	1	-	-	-	-	-	-
25-35	...	4	3	1	-	-	-	-
35-45	...	2	2	1	1	1	-	-
45-55	...	5	4	-	-	2	-	-
55-65	...	3	2	-	-	-	-	-
65 and over...	-	1	-	-	-	1	-	-
	17	13	3	1	1	4	-	-
	30		4		5		-	

**APPENDIX C**  
**ENVIRONMENTAL HEALTH SERVICES**

**(A) SANITARY INSPECTION**

**TABLE V**

<b>(1) Inspection of Dwelling-Houses</b>							
Total houses inspected under Public Health and Housing							
Acts	...	...	...	...	...	...	2,546
Total number of inspections made	...	...	...	...	...	...	5,259
Housing (Consolidated) Regulations	...	...	...	...	...	...	44
Number of inspections made for the purpose	...	...	...	...	...	...	169
Overcrowded Premises	...	...	...	...	...	...	23
Defects Found	...	...	...	...	...	...	1,354
Defects Remedied	...	...	...	...	...	...	1,419
Notices Served (Preliminary)	...	...	...	...	...	...	829
Notices Complied with (Preliminary)	...	...	...	...	...	...	905
Re-inspections re Notices Served	...	...	...	...	...	...	3,636
After Infectious Disease	...	...	...	...	...	...	273
<b>(2) Premises Controlled by Bye-Laws and Regulations</b>							
Offensive Trades	...	...	...	...	...	...	13
Tents, Vans, Sheds and Fairgrounds	...	...	...	...	...	...	4
Dairies, Cowsheds and Milkshops	...	...	...	...	...	...	85
Smoke Observations	...	...	...	...	...	...	21
<b>(3) Factories, Workshops and Workplaces</b>							
				Inspections	Defects	Notices	
Factories	...	...	...	262	32	32	
Bakehouses	...	...	...	87	7	7	
Workplaces	...	...	...	7	—	—	
Butchers' Premises	...	...	...	91	—	—	
Fishmongers	...	...	...	35	—	—	
Fried Fish Shops	...	...	...	76	—	—	
Restaurants, Dining Rooms and							
Canteens	...	...	...	48	—	—	
Stables and Stable Yards and							
Piggeries	...	...	...	124	—	—	
Slaughterhouses	...	...	...	24	—	—	
38 workpeople were notified as carrying out work in their home, principally in the clothing trade.							
<b>(4) Miscellaneous</b>							
						Inspections	
Rats and Mice (Destruction) Act, 1919	...	...	...	...	...	...	225
Schools	...	...	...	...	...	...	14
Shops	...	...	...	...	...	...	490
Drainage	...	...	...	...	...	...	538
Dustbins	...	...	...	...	...	...	489
Water Supply	...	...	...	...	...	...	46
Ice Cream Premises	...	...	...	...	...	...	20
Offensive Accumulations	...	...	...	...	...	...	68
Disinfections	...	...	...	...	...	...	113
Petroleum	...	...	...	...	...	...	26
Food Preparing Premises	...	...	...	...	...	...	159
Greengrocers & Fruiterers	...	...	...	...	...	...	68
Grocers	...	...	...	...	...	...	172
Street Vendors & Hawkers	...	...	...	...	...	...	35



Keeping of Animals and Birds	...	...	...	...	9
Fresh Water Closets	...	...	...	...	226
Waste Water Closets	...	...	...	...	1247
Sanitary Pails	...	...	...	...	137
Milk Sampling	...	...	...	...	183
Food Poisoning	...	...	...	...	16
Applicants for Council Houses	...	...	...	...	233
Interviews and Miscellaneous Visits	...	...	...	...	435
<b>(5) Notices Served</b>					
Informal Notices	...	...	...	...	829
Statutory Notices	...	...	...	...	162
<b>(6) Notices Complied with</b>					
Informal Notices	...	...	...	...	905
Statutory Notices	...	...	...	...	112
Statutory Notices complied with by Council in Default of					
Owner	...	...	...	...	21

Statutory Notices :—

Public Health Act, 1936.

Section 24	...	...	...	...	5
Section 39	...	...	...	...	25
Section 45	...	...	...	...	12
Section 56	...	...	...	...	14
Section 75	...	...	...	...	17
Section 93	...	...	...	...	8

Housing Act, 1936.

Section 9	...	...	...	...	64
„ 10	...	...	...	...	16

Food and Drugs Act, 1938

Section 13.	...	...	...	...	1
-------------	-----	-----	-----	-----	---

Total ... 162

TABLE VI

Type of Closet	Number in 1948	Number in 1949	Converted 1950	Number at end of 1950
Pail Closets	306	302	17	285
Waste Water Closets	2,990	2,911	98	2,813
*Fresh Water Closets	7,513	7,613	—	7,952
Total	10,809	10,826	115	11,050

\*The figures for Fresh Water Closets include Trough Closets.

**TABLE VII**  
**FACTORIES ACTS, 1937 and 1948**

(1) Inspections for purposes of provisions as to Health (including inspections made by Sanitary Inspectors).

Premises	Number on Register	Number of		
		Inspections	Written Notices	Occupiers Prosecuted
(i) Factories in which Sections 1, 2, 3, 4 and 6 are to be enforced by Local Authorities ...	24	48	-	-
(ii) Factories not included in (i) in which Section 7 is enforced by the Local Authority ...	184	209	2	-
(iii) Other premises in which Section 7 is enforced by the Local Authority (excluding out-workers premises) ...	6	5	-	-
Total ...	214	262	2	-

(2) Cases in which defects were found.

Particulars	Number of Cases in which Defects were found				Number of cases in which prosecutions were instituted
	Found	Remedied	Referred		
			To H.M. Inspector	By H.M. Inspector	
Want of cleanliness (S.1)...	15	15	-	-	-
Overcrowding (S.2) ...	-	-	-	-	-
Unreasonable Temperature (S.3) ... ..	-	-	-	-	-
Inadequate ventilation (S.4)	2	2	-	-	-
Ineffective drainage of floors (S.6) ...	-	-	-	-	-
Sanitary Conveniences (S.7)					
(a) Insufficient ...	-	-	-	-	-
(b) Unsuitable or defec- fective ...	15	14	-	1	-
(c) Not separate for the sexes ... ..	-	-	-	-	-
Other offences against the Act (not including offences relating to Outwork) ...	-	-	-	-	-
Total ...	32	31	-	1	-



## HOUSING STATISTICS

### TABLE VIII

(a) Number of dwellings provided in Chadderton during 1950 :—					
(1)	By the Urban District Council	...	...	...	78
(2)	By other local Authorities	...	...	...	1
(3)	By other bodies and persons	...	...	...	10
Total					89
<b>(b) UNFIT DWELLING-HOUSES</b>					
1. Inspection of dwelling houses during the year :—					
(1)	(a) Total number of dwelling-houses inspected for housing defects (under Public Health or Housing Acts)	...	...	...	2,546
	(b) Number of inspections made for the purpose	...	...	...	5,259
(2)	(a) Number of dwelling-houses (included under sub-head (1) above) which were inspected and recorded under the Housing Consolidated Regulations	...	...	...	44
	(b) Number of inspections made for the purpose	...	...	...	149
(3)	Number of dwelling-houses found to be in a state so dangerous or injurious to health as to be unfit for human habitation	...	...	...	15
(4)	Number of dwelling-houses (exclusive of those referred to under the preceding sub-head) found not to be in all respects reasonably fit for human habitation	...	...	...	426
2. <b>Remedy of Defects during the Year without Service of Formal Notices</b>					
	Number of defective dwelling-houses rendered fit in consequence of informal action by the Local Authority or their officers...	...	...	...	423
3. <b>Action under Statutory Powers during the Year</b>					
A.	Proceedings under Sections 9, 10 and 16 of the Housing Act, 1936.				
(1)	Number of dwelling-houses in respect of which notices were served requiring repairs	...	...	...	70
(2)	Number of dwelling-houses which were rendered fit after service of formal notices.	...	...	...	
	(a) By owners	...	...	...	56
	(b) By Local Authority in default of owners	...	...	...	4
B.	Proceedings under Public Health Acts :—				
(1)	Number of dwelling-houses in respect of which notices were served requiring defects to be remedied	...	...	...	87
(2)	Number of dwelling-houses in which defects were remedied after service of notices :—	...	...	...	
	(a) By Owners	...	...	...	53
	(b) By Local Authority in default of Owners	...	...	...	17



C.	Proceedings under Sections 11 and 13 of the Housing Act, 1936.					
(1)	Number of dwelling-houses in respect of which Demolition Orders were made	...	...	...	...	—
(2)	Number of dwelling-houses demolished in pursuance of Demolition Orders	...	...	...	...	—
D.	Proceedings under Section 12 of the Housing Act, 1936.					
(1)	Number of tenements or underground rooms in respect of which Closing Orders were made...	...	...	...	...	—
(2)	Number of separate tenements or underground rooms in respect of which Closing Orders were determined, the tenements or rooms having been rendered fit	...	...	...	...	—
NOTE.—As a result of informal approach to owners 8 houses were closed and 7 closed owned by the Council. Tenants were rehoused in each case. 7 houses were demolished						
4.	Housing Act, 1936, Part IV—Overcrowding :—					
A.	(1) Number of dwelling-houses overcrowded at the end of the year	...	...	...	...	20
	(2) Number of Families dwelling therein	...	...	...	...	30
	(3) Number of Persons dwelling therein	...	...	...	...	98½
B.	Number of new cases of overcrowding reported during the year	...	...	...	...	4
C.	(1) Number of cases of overcrowding relieved during the year	...	...	...	...	19
	(2) Number of Persons concerned in such cases	...	...	...	...	123

## MILK SUPPLY

TABLE IX

No. of Milk distributors	...	...	...	...	...	144
No. of licences to retail pasteurised milk	...	...	...	...	...	23
No. of licences to retail sterilised milk	...	...	...	...	...	119
No. of licences to retail tuberculin tested milk...	...	...	...	...	...	21
No. of licences to retail accredited milk...	...	...	...	...	...	2
No. of Supplementary licences	...	...	...	...	...	11



TABLE X  
ANALYSIS OF MILK SAMPLES WHICH HAVE BEEN EXAMINED BIOLOGICALLY DURING THE YEAR 1950.

Source of Supply	No. of samples	Methylene Blue Test		Phosphatase Test		Number of samples satisfying sats- turbidity test	T.B. Positive	T.B. Negative	% T.B. Positive	Number of Samples		% Unsatis- factory
		Satis- factory	Unsatis- factory	Satis- factory	Unsatis- factory					Satis- factory	Unsatis- factory	
Chadderton Farmers	43	38	5	—	—	—	5	38	11.6	33	10	23.2
Dairy Milk, Chadderton ...	12	12	—	7	—	—	—	12	0.0	12	—	0.0
Out-District Farmers	16	16	—	—	—	—	2	14	12.5	14	2	12.5
Dairy Milk, Out-Districts ...	10	9	1	8	—	—	—	10	0.0	9	1	10.0
Sterilised... ..	4	—	—	—	—	4	—	—	0.0	4	—	0.0
Accredited Chadderton Farms	2	2	—	—	—	—	—	2	0.0	2	—	0.0
Total ...	87	77	6	15	—	4	7	76	8.43	74	13	14.9

The above table includes fifteen samples of pasteurised milk that were taken and all of which gave satisfactory results in the phosphatase test.

TABLE XI

## Unsound Food Condemned—1950

								lbs.
Bacon, Ham and Pork	...	...	...	...	...	...	...	51½
Butter	...	...	...	...	...	...	...	11
Currants	...	...	...	...	...	...	...	20
Fish	...	...	...	...	...	...	...	42
Fish (Tinned)	...	...	...	...	...	...	...	5
Fruit (Tinned)	...	...	...	...	...	...	...	31½
Ham (Tinned)	...	...	...	...	...	...	...	18½
Meat (Imported)	...	...	...	...	...	...	...	54½
Meat (Tinned)	...	...	...	...	...	...	...	58
Milk (Tinned)	...	...	...	...	...	...	...	12
Preserves	...	...	...	...	...	...	...	360
Sago	...	...	...	...	...	...	...	91
Tapioca	...	...	...	...	...	...	...	86
Vegetables (Tinned)	...	...	...	...	...	...	...	6½
Total								<u>846½</u>



# FOOD AND DRUGS ACT 1938

## TABLE XII


**Food and Drugs Act, 1938—Samples Submitted for  
Examination—1950**

									No. of Samples Taken
Arrowroot	...	...	...	...	...	...	...	...	3
Aspirin Tablets	...	...	...	...	...	...	...	...	2
Aspro Tablets	...	...	...	...	...	...	...	...	2
Bacon	...	...	...	...	...	...	...	...	3
Beef Sausages	...	...	...	...	...	...	...	...	1
Butter	...	...	...	...	...	...	...	...	2
Bread	...	...	...	...	...	...	...	...	1
Cheese	...	...	...	...	...	...	...	...	3
Chocolate Almonds	...	...	...	...	...	...	...	...	1
Cocoa	...	...	...	...	...	...	...	...	4
Coffee	...	...	...	...	...	...	...	...	1
Cooking Fat	...	...	...	...	...	...	...	...	1
Cornflower	...	...	...	...	...	...	...	...	1
Glycerin	...	...	...	...	...	...	...	...	2
Glycerin of Borax...	...	...	...	...	...	...	...	...	2
Grapes (Canned)	...	...	...	...	...	...	...	...	1
Ground Cinnamon	...	...	...	...	...	...	...	...	1
Ice Cream	...	...	...	...	...	...	...	...	4
Lemon Curd	...	...	...	...	...	...	...	...	1
Margarine	...	...	...	...	...	...	...	...	4
Milk	...	...	...	...	...	...	...	...	96
Pears (Bottled in Syrup)	...	...	...	...	...	...	...	...	1
Rhubarb (Canned)	...	...	...	...	...	...	...	...	2
Rice	...	...	...	...	...	...	...	...	1
Semolina	...	...	...	...	...	...	...	...	1
Spice (Mixed)	...	...	...	...	...	...	...	...	2
Sweetmeat (Honeykist)	...	...	...	...	...	...	...	...	1
Sweets	...	...	...	...	...	...	...	...	6
Tincture of Iodine	...	...	...	...	...	...	...	...	3
Whisky	...	...	...	...	...	...	...	...	6
								<b>Total</b>	<b>159</b>

The above samples were certified by the County Analyst to be genuine with the exception of the following :—

SAMPLE	RESULT OF ANALYSIS	ACTION TAKEN
1 Formal Milk	Deficient 1.7 per cent. solids-not-fat. Freezing point indicated the presence of 1.6 per cent. of extraneous water.	Vendor cautioned and further samples obtained.
1 Glycerin	Contained 0.9 per cent. excess water.	No action taken.
1 Tincture of Iodine, weak.	Deficient 0.06 per cent of the minimum amount of free iodine.	No action taken.
1 Tincture of Iodine, weak.	Deficient 0.08 per cent. and 0.13 per cent. of the minimum amounts of iodine and potassium iodide respectively.	Vendor communicated with.
1 lemon curd.	Soluble Solids contents only 58 per cent. Deficient 7.0 per cent. of soluble solids.	Manufacturer Cautioned
1 Formal Milk.	Deficient 8.3 per cent. fat.	Vendor notified.
1 Whisky.	38.5 degrees under proof ; contained 5.3 per cent. excess water.	Prosecution case heard on 24. 1. 51.









HILTON BROTHERS.  
PRINTERS.  
MIDDLETON JUNCTION, MANCHESTER  
TEL. MID 3527