

[Report 1967] / Medical Officer of Health, Castleford Borough.

Contributors

Castleford (England). Borough Council.

Publication/Creation

1967

Persistent URL

<https://wellcomecollection.org/works/q2d4yxa9>

License and attribution

You have permission to make copies of this work under a Creative Commons, Attribution license.

This licence permits unrestricted use, distribution, and reproduction in any medium, provided the original author and source are credited. See the Legal Code for further information.

Image source should be attributed as specified in the full catalogue record. If no source is given the image should be attributed to Wellcome Collection.



Wellcome Collection
183 Euston Road
London NW1 2BE UK
T +44 (0)20 7611 8722
E library@wellcomecollection.org
<https://wellcomecollection.org>



BOROUGH OF CASTLEFORD



ANNUAL
HEALTH REPORT

Year ended 31st December, 1967

Medical Officer for Health and Divisional Medical Officer for Maternity
and Child Welfare Officer and School Medical Services:

J. M. PATERSON, M.B., Ch.B., D.P.H., M.R.S.H.

Public Health Inspector and Cleansing Superintendent:

E. J. WINFIELD, C.R.S.H., F.A.P.H.I., M.Inst.P.C.



MUNICIPAL BOROUGH OF CASTLEFORD

PUBLIC HEALTH COMMITTEE

as at 31st December, 1967

CHAIRMAN

Alderman A. Picharegill

THE MUNICIPAL BOROUGH OF CASTLEFORD

VICE-CHAIRMAN

Councillor A. Graham

ALDERMEN

ANNUAL HEALTH REPORT

A. Picharegill, J.P.
G. Ryan, J.P.
C. Deak, J.P.
A. Hanson, M.B.E.
Mrs. M. McLaughlin

YEAR ENDED 31ST DECEMBER, 1967

COMMISSIONERS

J. B. Ashier
C. Clark
D. C. Davies

**Medical Officer of Health and Divisional Medical Officer
for Maternity and Child Welfare
and School Medical Services:**

A. McLaughlin
A. Morgan
Mrs. M. M. Morris


J. M. PATERSON, M.B., Ch.B., D.P.H., M.R.S.H.

A. Newton
W. Noble
J. F. Parkin, J.P.
F. J. Pennington
Mrs. J. Punter

Senior Public Health Inspector and Cleansing Superintendent

E. J. WINFIELD, C.R.S.H., F.A.P.H.I., M.Inst.P.C.

W. E. Smith
D. S. Thompson
Mrs. B. M. Ward, J.P.



Digitized by the Internet Archive
in 2017 with funding from
Wellcome Library

<https://archive.org/details/b29094732>

MEDICAL OFFICERS OF HEALTH & DISTRICTAL MEDICAL OFFICERS

J. N. Parkinson, M.B., Ch.B., D.P.H., M.B.E.M.

MUNICIPAL BOROUGH OF CASTLEFORD

PUBLIC HEALTH COMMITTEE

as at 31st December, 1967

DEPARTMENTAL MEDICAL OFFICERS FOR MATERNITY & CHILD WELFARE & FAMILY

MEDICAL WORK CHAIRMAN

Alderman A. Pickersgill

VICE-CHAIRMAN

Councillor R. Graham

PART-TIME MEDICAL OFFICERS - MATERNITY & CHILD WELFARE

ALDERMEN

- H. Astbury Alderdale Child Welfare Centre.
- G. Byrne, J.P. Alderdale Antenatal Clin.
- C. Dews, J.P. Sagar Street, Child Welfare Clinic.
- A. Hanson, M.B.E. Sagar Street, Home-Nat Clinic.
- Mrs. W. McLoughlin
- T. Walsh

COUNCILLORS

- J. E. Ambler
- C. Churm
- G. C. Davies
- R. Dexter
- W. Inman
- Mrs. V. Lowe
- A. McLoughlin
- S. Morgan
- Mrs. M. M. Morris
- R. Moulding
- D. Newton
- W. Noble
- J. F. Parkin, J.P.
- F. I. Pennington
- Mrs. R. Poulter
- W. Pyke
- J. A. Rylatt
- T. Smart
- F. Smith
- W. E. Smith
- D. S. Thompson
- Mrs. B. M. Ward, J.P.

MEDICAL BOARD OF CALIFORNIA

MEMBER HEALTH COMMITTEE

as of 1st December, 1921

CHAIRMAN

Albion A. Fickert

VICE-CHAIRMAN

Councilor H. G. G. G.

ALTERNATE

H. A. A.
G. B. B.
C. C. C.
A. D. D.
W. E. E.
T. F. F.

SECRETARIES

A. E. E.
C. G. G.
D. H. H.
W. I. I.
W. J. J.
W. K. K.
W. L. L.
W. M. M.
W. N. N.
W. O. O.
W. P. P.
W. Q. Q.
W. R. R.
W. S. S.
W. T. T.
W. U. U.
W. V. V.
W. W. W.
W. X. X.
W. Y. Y.
W. Z. Z.

MEDICAL OFFICER OF HEALTH & DIVISIONAL MEDICAL OFFICER

J. M. Paterson, M.B., Ch.B., D.P.H., M.R.S.H.

DEPUTY MEDICAL OFFICER OF HEALTH & SENIOR DEPARTMENTAL MEDICAL OFFICER
(from 17.7.67)

R. Chapman, M.B., Ch.B., D.P.H.

DEPARTMENTAL MEDICAL OFFICERS FOR MATERNITY & CHILD WELFARE & SCHOOL
MEDICAL WORK (Part Time)

M. M. Brearley, M.B., Ch.B.

D. J. Haiste, M.B., Ch.B., D.P.H.

M. Mason Jones M.B., B.S., D.P.M.

PART-TIME MEDICAL OFFICERS - MATERNITY & CHILD WELFARE

Wm. C. Palmer, L.R.C.P.E., L.R.C.S.E., L.R.F.P.S.G. Sagar St. Ante-Natal Clinic

F. J. Penrose, M.B., Ch.B.

Airedale Child Welfare
Centre.

D. Atkins, M.R.C.S., L.R.C.P.

Airedale Ante-Natal Clinic

I. Butler, M.R.C.S., L.R.C.P.

Sagar Street, Child
Welfare Clinic.

Sagar Street, Ante-Natal
Clinic.

PAEDIATRICIAN

J. D. Pickup, M.D. (Distinc.) Ch.B., D.C.H.

OPHTHALMIC SURGEON

L. Wittels, M.D. (Vienna), D.O.

ORTHOPAEDIC SURGEON

A. J. S. Bell Tawse, M.A., M.B., B.Chir., F.R.C.S., L.R.C.P.

EAR, NOSE AND THROAT SURGEON

K. M. Mayall, M.A., M.B., B.Chir., F.R.F.P.S.G., M.R.C.S., L.R.C.P., D.L.O.

HEALTH VISITORS

M. Bamford, S.R.N., S.C.M. (part 1) H.V. (to 15. 1.67) Castleford 3818

J. Brooks, S.R.N., S.C.M., H.V. Castleford 2005

S. A. Izon, S.R.N., S.C.M., H.V. Castleford 3639

E. Jenkins, S.R.N., S.C.M., H.V. Methley 340

V. M. Newby, S.R.N., S.C.M., H.V. Castleford 3658

S. North, S.R.N., O.N.C., H.V. (to 31.12.67) Wakefield 50271

P. S. Patterson, S.R.N., S.C.M. (part 1) H.V. (from 1.12.67) Wakefield 72593

I. J. Robinson, S.R.N., S.C.M., H.V. Castleford 3798

P. N. Wadsworth, S.R.N., H.V. (from 1.10.67) Pontefract 3969

M. A. Ward, S.R.N., S.C.M., H.V. Pontefract 3556

DEPARTMENT OF HEALTH & HUMAN SERVICES

U. S. DEPARTMENT OF HEALTH, EDUCATION & WELFARE

DEPARTMENT OF HEALTH & HUMAN SERVICES

U. S. DEPARTMENT OF HEALTH, EDUCATION & WELFARE

DEPARTMENT OF HEALTH & HUMAN SERVICES

U. S. DEPARTMENT OF HEALTH, EDUCATION & WELFARE

U. S. DEPARTMENT OF HEALTH, EDUCATION & WELFARE

U. S. DEPARTMENT OF HEALTH, EDUCATION & WELFARE

DEPARTMENT OF HEALTH & HUMAN SERVICES

U. S. DEPARTMENT OF HEALTH, EDUCATION & WELFARE

U. S. DEPARTMENT OF HEALTH, EDUCATION & WELFARE

U. S. DEPARTMENT OF HEALTH, EDUCATION & WELFARE

U. S. DEPARTMENT OF HEALTH, EDUCATION & WELFARE

U. S. DEPARTMENT OF HEALTH, EDUCATION & WELFARE

PEDIATRICIAN

J. G. PUGH, M.D. (Assistant) Ch.E., D.C.H.

OPHTHALMIC SURGEON

J. VICKER, M.D. (Assistant) D.O.

ORTHOPEDIC SURGEON

A. J. B. BELL, M.D., M.A., M.Ch., F.R.C.S., F.R.C.P.

EAR, NOSE AND THROAT SURGEON

K. H. BARTON, M.D., M.S., M.Ch., F.R.C.S., F.R.C.P., D.L.S.

HEALTH VISITORS

- M. BARLOW, S.B.N., S.C.M. (part) B.V. (to 12.1.67) Castleford 2018
- J. THORNTON, S.B.N., S.C.M., N.V. Castleford 2022
- S. A. THORNTON, S.B.N., S.C.M., N.V. Castleford 2028
- M. JENKINS, S.B.N., S.C.M., N.V. Huddersfield 2032
- S. M. HADLEY, S.B.N., S.C.M., N.V. Castleford 2038
- S. HARRIS, S.B.N., S.C.M., N.V. (to 12.1.67) Huddersfield 2042
- P. J. PATTERSON, S.B.N., S.C.M. (part) Huddersfield 2048
- I. J. SUTHERLAND, S.B.N., S.C.M., N.V. Huddersfield 2052
- P. H. BARNWELL, S.B.N., N.V. (to 12.1.67) Huddersfield 2058
- M. A. WARD, S.B.N., S.C.M., N.V. Huddersfield 2062

ASSISTANT HEALTH VISITORS

A. Witthames, S.R.N., O.N.C., R.M.N. (from 11.9.67) -
L. Whiteley, S.R.N. Castleford 3945

TUBERCULOSIS HEALTH VISITOR

A. Eades, S.R.N., S.C.M. (from 18.9.67) Wentbridge 404

DIVISIONAL NURSING OFFICER

M. Craig, S.R.N., S.C.M. (part 1), Q.I.D.N., H.V. Dewsbury 3390

MIDWIVES

P. Baker, S.R.N., S.C.M.
152, Lumley Street, Hightown, Castleford. Castleford 4361
P. Green, S.R.N., S.C.M.
51, Toll Bar Road, Three Lane Ends, Castleford. Castleford 4154
C. Harriman, S.R.N., S.C.M.
91, Ruskin Drive, Airedale, Castleford. Castleford 2609
D. Tomlinson, S.C.N.
47, School Street, Wheldon Road, Castleford. Castleford 2344
M. Wylie, S.C.M.
25, Hulme Square, Ferry Fryston, Castleford. Castleford 3485

HOME NURSES

M. Andrew, S.R.N., Q.I.D.N.
6, New Street, Wheldon Road, Castleford. Castleford 2197
M. Bennison, S.R.N.
25, Barnsdale Estate, Cutsyke, Castleford. Castleford 2456
K. Frain, S.R.N., Q.I.D.N.
25, Chequerfield Avenue, Pontefract. Pontefract 3072
P. Grindel, S.R.N., Q.I.D.N.
"Cobber's Rise", 134, Pontefract Road, Ackworth. Ackworth 637
M. Horsfall, S.R.N., Q.I.D.N.
66, Sheepwalk Lane, Townville, Castleford. Castleford 4097
P. Tinker, S.R.N., S.C.M., Q.I.D.N.
7, Woodlands Avenue, Townville, Castleford. Castleford 3427
M. Twibey, S.R.N. (from 14.8.67)
12, Silkstone House, Horsefair Flats, Pontefract. Pontefract 3058

ASSISTANT HOME NURSE

J. Baxter, S.E.A.N.
Cawood Villa, 3, Barnes Road, Castleford. Castleford 2074

PART-TIME HOME NURSES

C. P. Bowler, S.R.N., O.N.C. (from 15.5.67)
"Mon Chateau", 11, Hemsby Road, Castleford.
C. A. Garforth, S.R.N. (from 15.5.67 to 3.9.67)
12, Church Lane, Garforth, Nr. Leeds.
I. M. Hepworth, S.R.N., O.N.C. (from 31.7.67)
26, Whitwood Common Lane, Whitwood, Castleford.

ASSISTANT HEALTH VISITORS

A. Williams, S.R.N., O.N.C., R.M.N. (from 12.9.67)
J. Wilcoy, S.R.N.

Castleford 3945

TUBERCULOSIS HEALTH VISITOR

A. Baker, S.R.N., S.C.M.

Wetherby 504

DIVISIONAL NURSING OFFICER

M. Craig, S.R.N., S.C.M. (part 1), D.I.D.N., N.Y.

Beaumont 2290

MIDWIVES

R. Baker, S.R.N., S.C.M.
122, Linsley Street, Rignow, Castleford.
P. Green, S.R.N., S.C.M.
21, Toll Bar Road, Three Lads, Castleford.
C. Harrison, S.R.N., S.C.M.
91, Rankin Drive, Althdale, Castleford.
B. Tomlinson, S.C.M.
47, School Street, Wheldon Road, Castleford.
M. Vyle, S.C.M.
25, Holme Square, Ferry Paston, Castleford.

Castleford 4261
Castleford 4129
Castleford 3909
Castleford 3344
Castleford 3682

HOME NURSES

M. Andrew, S.R.N., D.I.D.N.
6, New Street, Wheldon Road, Castleford.
M. Bennison, S.R.N.
23, Burncliffe Estate, Cotbyke, Castleford.
K. Frazer, S.R.N., D.I.D.N.
25, Chestnutfield Avenue, Pontefract.
P. Grindal, S.R.N., D.I.D.N.
"Cobden's Close", 129, Pontefract Road, Ackworth.
M. Harrell, S.R.N., D.I.D.N.
66, Sheepshole Lane, Towstall, Castleford.
P. Timmer, S.R.N., S.C.M., D.I.D.N.
7, Woodlands Avenue, Towstall, Castleford.
M. Turner, S.R.N.
12, Elthorne House, Horwicks Place, Pontefract.
(from 15.8.67)

Castleford 4187
Castleford 4146
Pontefract 3072
Ackworth 877
Castleford 4007
Castleford 3422
Pontefract 3025

ASSISTANT HOME NURSES

J. Baxter, S.R.N.
Cawood Villa, C. Barrow Road, Castleford.

Castleford 3074

PART-TIME HOME NURSES

C. P. Fowler, S.R.N., O.N.C.
"The Cottage", 11, Hensby Road, Castleford.
C. A. Gattford, S.R.N.
12, Church Lane, Gattford, Wetherby.
I. M. Heyworth, S.R.N., O.N.C.
26, Whitwood Common Lane, Whitwood, Castleford.
(from 21.7.67)
(from 15.2.67 to 22.2.67)
(from 12.2.67)

Wetherby 420
Castleford 3945
Castleford 3945

TRAINING CENTRE SUPERVISOR

Mrs. M. Stone, N.A.M.H., Dip.

Training Centre, Kershaw Avenue, Airedale, Castleford. Castleford 2940

SPEECH THERAPIST

Miss M. Kersner, L.C.S.T.

(from 18.9.67) Castleford 4201

SECTION 1

Part 1 - Vital and General Statistical Information	3
Part 2 - Infectious Diseases... ..	7

SECTION 11 (Services administered by the West Riding County Council)

Part 1 - Clinics and Treatment Centres	11
Part 2 - Nursing Services	15
Part 3 - Home Help Service	18
Part 4 - Prevention of Illness - Care and After Care	23
Part 5 - Mental Health Services	24
Part 6 - Attachment of Nursing Staff to General Practitioners	25
Part 7 - Health Education	26
Part 8 - School Health Services	27
Part 9 - Immunisation and Vaccination	27

SECTION 111

General Provisions of the Health Service... ..	29
--	----

TRAINING CENTRE SUPERVISOR

Mrs. M. Stone, M.A.M.H., Dip.
Training Centre, Kapanan Avenue, Alameda, Castletown, Castletown 2290

SPRUCH THERAPIST

Miss M. Korman, I.C.S.T.
(Mrs B. S. S.) Castletown 2291

	<u>PAGE</u>
Introduction and Comments	1

Mr. Mayor, Ladies and Gentlemen,

SECTION 1

Part 1 - Vital and General Statistical Information	2
Part 2 - Infectious Diseases... ..	7

SECTION II (Services administered by the
West Riding County Council)

Part 1 - Clinics and Treatment Centres ...	11
Part 2 - Nursing Services	12
Part 3 - Home Help Service	12
Part 4 - Prevention of Illness - Care and After Care	13
Part 5 - Mental Health Service.	14
Part 6 - Attachment of Nursing Staff to General Practitioners.	15
Part 7 - Health Education	16
Part 8 - School Health Service.	17
Part 9 - Immunisation and Vaccination ...	17

SECTION III

General Provisions of the Health Service...	19
---	----

Once again I would like to express my appreciation to
all departments of the Council and to the professional and
clinical staff of the Divisional Health Office for their
valued help and co-operation during the year.

I also thank the Chairman of the Public Health
Committee and all members of the Council for their help and
cordial reception throughout the year.

Yours faithfully,

J. H. PATTERSON

Medical Officer of Health

PAGE

1 Introducing and Comments

SECTION I

2 Part I - Vital and General Statistical Information

7 Part II - Infectious Diseases

SECTION II (Services administered by the West Riding County Council)

11 Part I - Clinics and Treatment Centres

12 Part II - Nursing Services

12 Part III - Home Help Service

13 Part IV - Prevention of Illness - Care and After Care

14 Part V - Mental Health Services

15 Part VI - Attachment of Nursing Staff to General Practitioners

16 Part VII - Health Education

17 Part VIII - School Health Services

17 Part IX - Immunisation and Vaccination

SECTION III

19 General Provisions of the Health Service

Divisional Public Health Office,
"Castledene",
Pontefract Road,
CASTLEFORD.

Mr. Mayor, Ladies and Gentlemen,

I have the honour of presenting to you my twenty-seventh Annual Report, being a report on the health of your district for the year 1967.

Comments on Vital Statistics

The Birth Rate shows a slight fall of 0.4 to give a final corrected rate of 16.8 per 1,000 population. This continues to follow the trend throughout the whole of England and Wales, the rate for which fell by 0.5.

The Death Rate of 13.4 is the lowest since 1958 and the fall of 1.5 can in the main be accounted for by quite considerable decreases in the numbers of deaths from respiratory and heart and circulatory diseases and for the first time ever I can report that there were no deaths from any form of Tuberculosis.

On the debit side, however, it is disturbing to note the sharp rise in deaths from all forms of cancer and especially the total of 29 deaths from cancer of the lung and bronchus. These figures relating to cancer deaths are the highest ever recorded in the Borough.

Once again I should like to express my appreciation to all departments of the Council and to the professional and clerical staff of the Divisional Health Office for their valued help and co-operation during the year,

May I also thank the Chairman of the Public Health Committee and all members of the Council for their help and courteous reception throughout the year.

Yours faithfully,

J. M. PATERSON

Medical Officer of Health

SECTION I (Part 1)

Statistics and Social Conditions of
the Area

Area (Acres)	4,394
Population (estimated R.G. 1967)	39,630
Population (estimated R.G. 1938)	43,090
Number of Inhabitated Houses (1967).. ..	13,670
Number of Inhabitated Houses (1938).. ..	11,026
Rateable Value	£1,133,559
Sum Represented by Penny Rate.. ..	£4,450
Density of Population	9.0 persons per acre

The Borough of Castleford is divided into ten wards, namely:

Airedale, Carlton, Fryston, Glasshoughton, Half Acres, Redhill, Smawthorne, Wheldale-Lock Lane, Whitwood and Whitwood Mere.

SUMMARY OF VITAL STATISTICS

Comparability Factors

Births - 1.04

Deaths - 1.22

	Male	Female	Total	
<u>Live Births</u>				
Legitimate	298	296	594	Live Birth rate per 1,000 estimated Home Population 16.2 (corrected 16.8)
Illegitimate	24	23	47	
<u>Still Births</u>				
Legitimate	5	5	10	Still Birth Rate per 1,000 Live and Still Births - 18.4
Illegitimate	1	1	2	
<u>Total Births</u>				
Legitimate	303	301	604	
Illegitimate	25	24	49	
<u>Deaths</u>	247	189	436	Death Rate per 1,000 estimated Home Population 11.0 (corrected 13.4)

LIVE BIRTH RATES (per 1,000 Home Population)

	1962	1963	1964	1965	1966	1967
Live Birth Rate for Castleford (corrected for age and sex distribution)	17.1	17.7	17.6	17.8	17.2	16.8
Live Birth Rate for England and Wales	18.0	18.2	18.4	18.0	17.7	17.2
Live Birth Rate for the West Riding Administrative County	17.8	18.3	18.7	18.4	18.2	18.0

STILL BIRTH RATES (per 1,000 Live and Still Births)

	1962	1963	1964	1965	1966	1967
Still Birth Rate for Castleford	17.9	22.8	28.7	20.0	20.9	18.0
Still Birth Rate for England and Wales	18.1	17.3	16.3	15.7	15.4	14.8

INFANTILE MORTALITY

The infantile mortality rate is the number of deaths of infants under one year of age per 1,000 registered live births.

	1964	1965	1966	1967
Number of Deaths	25	21	17	10
Death Rate of all infants per 1,000 Live Births	37	31	26	16
Death Rate of legitimate infants per 1,000 legitimate Live Births	35	28	24	17
Death Rate for England and Wales	20	19	19	18
Death Rate for the West Riding Administrative County	22	21	20	19

Of the 10 deaths which took place of children under one year of age, 7 were males and 3 females.

On investigation, the main causes of death were shown to be as follows:-

Respiratory failure	1	Congenital Malformation	
Achondroplasia... ..	1	of Large Intestine... ..	1
Gross congenital deformity... ..	1	Oesophageal atresia.. ..	1
Cerebro Vascular lesion	1	Cerebral palsy	1
Prematurity	1	Cerebral haemorrhage.	1
Excessive moulding of head during delivery... ..	1		

The age groups at which death occurred were:-

0 - 24 hours	1 - 7 days	1 - 4 weeks	1 - 12 months
3	6	1	-

NEO-NATAL MORTALITY

The neo-mortality rate is the number of deaths of infants under four weeks of age per 1,000 Live Births.

	1964	1965	1966	1967
Number of Deaths	19	15	12	10
Death Rate of all infants per 1,000 Live Births.	28.1	21.9	18.3	15.6
Death Rate for England and Wales	13.8	13.0	12.9	12.5

EARLY NEO-NATAL MORTALITY

Deaths under 1 week per 1,000 total Live Births ... (No. - 9
(Rate-14.0)

PERINATAL MORTALITY RATE

Still Births and Deaths under 1 week per 1,000 Live and Still Births... (No. - 21
(Rate- 32.2)

PREMATURE BIRTHS

Table showing details of the premature infants born in Castleford during 1967:-

Birth Weight	TOTAL BORN				No. who died under 28 days		No. Survived 28 days
	DEAD		ALIVE		At Home	In Hosp.	
	At Home	In Hosp.	At Home	In Hosp.			
Under 3 lbs.	-	5	-	4	-	1	3
3 - 4 lbs	-	-	-	3	-	1	2
4 - 5½ lbs.	-	-	3	32	-	2	33
TOTAL	-	5	3	39	-	4	38

DEATH RATES (per 1,000 Home Population)

	1962	1963	1964	1965	1966	1967
Death Rate for Castleford (corrected for age and sex distribution)	16.1	13.6	14.5	14.5	14.9	13.4
Death Rate for England and Wales	11.9	12.2	11.3	11.5	11.7	11.2
Death Rate for the West Riding Administrative County	13.3	12.0	12.8	12.4	12.1	11.2

	CRUDE RATES FOR CASTLEFORD		
	1965	1966	1967
All causes	11.80	12.20	11.00
Tuberculosis, respiratory	0.08	0.08	-
Other forms of Tuberculosis	-	-	-
Cancer of lung and bronchus	0.58	0.50	0.73
Cancer, all sites	1.95	1.94	2.45
Vascular lesions of the nervous system	1.83	1.76	1.54
Coronary disease and Angina	2.55	2.99	2.32
Heart and circulatory, all forms	4.58	4.43	3.56
Pneumonia	0.78	0.93	0.73
Respiratory diseases, all forms	1.60	2.39	1.77

CAUSES OF DEATH (figures taken from Registrar General's Tables)

	1965			1966			1967		
	M	F	Total	M	F	Total	M	F	Total
Tuberculosis, respiratory	3	-	3	3	-	3	-	-	-
Tuberculosis, other forms	-	-	-	-	-	-	-	-	-
Syphilitic disease	1	-	1	-	-	-	-	1	1
Diphtheria	-	-	-	-	-	-	-	-	-
Whooping Cough	-	-	-	-	-	-	-	-	-
Meningococcal infections	-	-	-	-	-	-	-	-	-
Acute Poliomyelitis	-	-	-	-	-	-	-	-	-
Measles	-	-	-	-	-	-	-	-	-
Other infective and parasitic diseases	-	-	-	2	-	2	-	1	1
Malignant neoplasm, lung bronchus	18	5	23	17	3	20	22	7	29
Malignant neoplasm, stomach	6	3	9	7	4	11	7	4	11
Malignant neoplasm, breast	-	5	5	-	10	10	1	7	8
Malignant neoplasm, uterus	-	5	5	-	1	1	-	3	3
Other malignant and lymphatic neoplasms	15	19	34	23	11	34	26	17	43
Leukaemia, aleukaemia	1	1	2	1	-	1	2	1	3
Diabetes	2	2	4	-	4	4	2	2	4
Vascular lesions of the nervous system	39	34	73	41	29	70	38	23	61
Coronary disease, Angina	63	39	102	80	39	119	57	35	92
Hypertension with heart disease	4	-	4	-	1	1	2	7	9
Other heart disease	29	29	58	19	16	35	13	14	27
Other circulatory diseases	12	7	19	10	11	21	8	5	13
Influenza	-	-	-	1	1	2	-	-	-
Pneumonia	15	16	31	18	19	37	7	23	30
Bronchitis	23	7	30	36	15	51	22	15	37
Other diseases of the respiratory system	2	1	3	2	3	5	3	-	3
Ulcer of stomach and duodenum	3	2	5	2	3	5	4	1	5
Gastritis, enteritis and diarrhoea	1	1	2	1	1	2	-	-	-
Nephritis and Nephrosis	-	2	2	2	-	2	2	2	4
Hyperplasia of prostate	-	-	-	-	-	-	-	-	-
Pregnancy, childbirth and abortion	-	-	-	-	-	-	-	-	-
Congenital malformations	5	-	5	2	4	6	5	3	8
Other defined and ill-defined diseases	16	18	34	15	13	28	13	11	24
Motor vehicle accidents	3	1	4	2	-	2	6	2	8
All other accidents	11	2	13	3	4	7	3	3	6
Suicide	1	-	1	4	1	5	4	1	5
Homicide & operations of War	-	-	-	1	-	1	-	1	1
TOTAL	273	199	472	292	193	485	247	189	436

COMPARATIVE STATISTICAL DATA FOR THE PERIOD 1958 - 1967 INCLUSIVE

YEAR	Corrected Birth Rate	Corrected Death Rate	Infantile Mortality Rate	Maternal Mortality Rate	Tuberculosis Death Rate		Cancer Death Rate	Number of Deaths from		
					Pulmonary	Non-Pulmonary		Bronchitis	Cancer of lung and Bronchus	Coronary disease and Angina
1958	16.02	12.80	22	-	0.07	0.05	1.61	27	9	60
1959	16.00	14.30	22	-	0.10	-	1.94	31	23	67
1960	16.02	13.70	22	-	0.12	-	2.25	28	21	70
1961	15.05	15.50	22	-	0.15	-	1.93	39	15	78
1962	17.10	16.10	34	-	0.17	0.02	2.03	43	15	83
1963	17.70	13.60	29	-	0.07	-	1.44	47	15	74
1964	17.60	14.50	37	1.44	0.03	-	2.05	42	12	73
1965	17.80	14.50	31	-	0.08	-	1.95	30	23	102
1966	17.20	14.90	26	-	0.08	-	1.94	51	20	119
1967	16.80	13.40	16	-	-	-	2.45	37	29	92

SECTION I (Part 2)

NOTIFIABLE DISEASES (OTHER THAN TUBERCULOSIS) DURING THE YEAR 1967 IN AGE GROUPS

Notified Disease	Under 1 year	Age Group										Total	Removal to Hospital
		1 - 2	3 - 4	5 - 9	10 - 14	15 - 24	25 and over	No age					
Measles	33	122	129	117	12	2	1	-	-	-	-	416	-
Whooping Cough	3	14	14	17	2	-	-	-	-	-	-	50	-
Diphtheria	-	-	-	-	-	-	-	-	-	-	-	-	-
Scarlet Fever	-	4	14	19	4	-	-	-	-	-	-	41	1
Poliomyelitis	-	-	-	-	-	-	-	-	-	-	-	-	-
Polio- encephalitis	-	-	-	-	-	-	-	-	-	-	-	-	-

Notified Disease	Age Group										Total	Removed to Hospital
	0 - 5	5- 15	15 -44	45 -64	65 and over	No age						
Dysentery	2	-	1	-	-	-	-	-	-	-	3	-
Erysipelas	-	-	-	1	-	-	-	-	-	-	1	-
Pneumonia	1	-	-	1	-	-	-	-	-	-	2	-
Puerperal Pyrexia	-	-	1	-	-	-	-	-	-	-	1	1
Ophthalmia Neonatorum	-	-	-	-	-	-	-	-	-	-	-	-
Food Poisoning	-	-	-	2	-	-	-	-	-	-	2	2
Meningococcal Meningitis	1	1	-	-	-	-	-	-	-	-	2	2
Typhoid Fever	-	-	-	-	-	-	-	-	-	-	-	-

TABLE SHOWING NOTIFICATIONS OF INFECTIOUS DISEASES RECEIVED 1958 - 1967

Year	Measles	Whooping Cough	Scarlet Fever	Polio myelitis	Dysentery	Pneumonia	Food Poisoning	Meningococcal Meningitis
1958	7	7	158	9	16	12	-	2
1959	693	15	60	-	8	43	3	6
1960	160	198	15	-	12	9	8	-
1961	1215	38	16	-	15	16	5	2
1962	312	11	6	-	25	16	1	-
1963	278	5	6	-	118	9	-	5
1964	267	42	12	-	1	1	1	-
1965	497	33	17	-	6	4	-	-
1966	510	3	16	-	2	1	1	-
1967	416	50	41	-	3	2	2	2

TUBERCULOSIS SERVICE

Clinical facilities are provided at the Pontefract Chest Clinic and a Tuberculosis Health Visitor is employed, who carries out regular home supervision of all patients.

Free milk is provided by the County Council at the discretion of the Divisional Medical Officer in conjunction with a recommendation by the Consultant Chest Physician in charge of the Clinic.

Total Notifications 10	NEW CASES				DEATHS			
	Pulmonary		Non-Pulmonary		Pulmonary		Non-Pulmonary	
	M	F	M	F	M	F	M	F
At all ages	3	4	1	2	-	-	-	-
Under 1 year	-	-	-	-	-	-	-	-
1 - 5	-	-	-	-	-	-	-	-
5 - 10	-	-	-	-	-	-	-	-
10 - 15	-	-	-	-	-	-	-	-
15 - 20	-	1	-	-	-	-	-	-
20 - 25	-	-	-	1	-	-	-	-
25 - 35	-	1	-	-	-	-	-	-
35 - 45	-	-	1	-	-	-	-	-
45 - 55	2	2	-	-	-	-	-	-
55 - 65	1	-	-	1	-	-	-	-
Over 65	-	-	-	-	-	-	-	-

All close contacts of Tuberculosis must be examined at the Chest Clinic to find the source of infection and others suffering from the disease. This is particularly needful in the case of schoolchildren and calls for the examination of school contacts.

Ratio of contacts seen by the Chest Physician to number of cases notified

Year	No. of actual cases notified	No. of contacts found and examined	Ratio of cases notified to contacts examined
1965	17	73	4.3 to 1
1966	21	132	6.3 to 1
1967	10	99	9.9 to 1

Of the 99 contacts who were examined, no active cases of Tuberculosis were found.

Table showing numbers on register and
Deaths from Tuberculosis. - 1958 - 1967

Year	Number on Register		Number of Deaths	
	Pulmonary	Non-Pulmonary	Pulmonary	Non-Pulmonary
1958	315	33	3	2
1959	305	29	4	-
1960	297	29	5	-
1961	285	25	6	-
1962	280	25	7	1
1963	284	26	3	-
1964	280	26	1	-
1965	275	28	3	-
1966	261	30	3	-
1967	254	32	-	-

Comparison between numbers on
Tuberculosis Register in 1966 and 1967

	1966			1967		
	Pulmonary	Non-Pulmonary	Total	Pulmonary	Non-Pulmonary	Total
Number of cases on Register 1st Jan.	275	28	303	261	30	291
New cases notified during the year	17	4	21	7	3	10
Restored to Register	-	-	-	1	-	1
Transferred from other areas	-	-	-	1	-	1
T O T A L	292	32	324	270	33	303
Number of cases removed from Register during the year	31	2	33	16	1	17
Number of cases left on Register at end of year	261	30	291	254	32	286

SECTION II (part 1)

SERVICES ADMINISTERED BY THE WEST RIDING
COUNTY COUNCIL

CLINICS AND TREATMENT CENTRES

Infant Welfare Centres

No. of sessions during year	Attendances				Total Children Attending
	Born in 1967	Average per Session	Born 1962 - 1966	Average per session	
435	9,392	21.6	9,452	21.7	1,932

Ante-Natal Clinics

No. of sessions during year	No. of Attendances	Average per Session	Total patients attending
98	672	6.9	193

Relaxation Clinics

No. of patients attending ... 152
 No. of attendances 859

Ophthalmic Clinics

No. of sessions held... .. 45
 No. of children attending ... 658
 No. of attendances 793
 No. prescribed spectacles. 303

Paediatric Clinics

No. of sessions held... .. 6
 No. of children attending ... 32
 No. of attendances 38

Ear, Nose & Throat Clinics

No. of sessions held...	...	22
No. of children attending	...	34
No. of attendances	...	67

Speech Therapy Clinic

No. of sessions held...	...	54
No. of children attending	...	30

SECTION II (part 2)

NURSING SERVICES

Home Nursing Service

Total Cases	2,380
Total Visits	32,741
Average visit load per home nurse	3,852
Average accepted visit load per home nurse	3,000

Midwifery Service

No. of patients delivered in hospitals	757 (77%)
No. of patients delivered by domiciliary midwives	<u>228 (23%)</u>
			<u>985</u>
No. of domiciliary confinements delivered under Gas and Air Analgesia	Nil
No. of domiciliary confinements delivered under Trilene Analgesia	197 (86%)

Health Visiting Service

No. of effective visits made by Health Visitors to:-

Expectant Mothers..	927
Children born in 1967	4,160
Children born in 1966	2,664
Children born in 1962-65.	4,073
Tuberculosis households..	50
Geriatric and Home Help visits etc...	...	15,337	
Visits made by T.B. Health Visitor...	...	2,050	
Total Visits.	<u>29,261</u>

No. of children under 5 years visited ... 3,844

SECTION II (part 3)

HOME HELP SERVICE

During the year the equivalent of 51.5 full time Home Helps were employed in the Division.

Type of Case	No. of cases	Hours	Hours as % of Total
Maternity	14	971	0.8%
Chronic Sick & Tuberculosis	142	12,661	10.0%
65 and over	720	109,984	86.9%
Other	30	2,943	2.3%
TOTAL	906	126,559	100.0%

SECTION II (part 4)

LIAISON WITH HOSPITAL SERVICES

PREVENTION OF ILLNESS - CARE AND AFTER CARE

The four main liaison services - Spastic, Diabetic, Geriatric and Maternity have continued as in previous years and have proved most useful and helpful to all concerned.

DIABETIC LIAISON

This liaison between the Hightown Hospital and the liaison health visitor is important in the continuity of supervision of patients suffering from Diabetes Mellitus. Visits are made to the hospital by my Health Visitor to gain information on new cases, changes of diet and patients defaulting from the clinic. These, of course, are dealt with by domiciliary visiting. Any problems regarding the patient's condition are discussed with the Family Doctor and the Hospital.

In this disease much support is needed from the domiciliary staff to help the patient control the disease and live a full life, particularly as many are aged and the giving of insulin and taking an appropriate diet can be a source of worry to them.

GERIATRICS

A close liaison exists with Headlands Hospital and has done so for a number of years. Case conferences are held weekly at the hospital at which a member of my Health Visiting Staff is present. At these meetings problems of the patients are discussed and plans made for the continuation of care following the patient's discharge with particular reference to home help needs, housing, nursing equipment and aids to rehabilitation.

In addition to these meetings a social visit is made by the health visiting staff to all patients to be admitted to hospital to assess the social background and a report is submitted to Headlands Hospital. On discharge after care visiting is carried out by my staff.

By these means it is hoped to assist in a greater degree the co-operation between hospitals and domiciliary staff.

MINIATURE MASS RADIOGRAPHY

Arrangements were made for the Regional Hospital Board's Miniature Mass Radiography Unit to visit the district during the latter part of October and the beginning of November.

The unit held public sessions in the Town Centre and in Airedale as well as paying visits to an Old People's Home and three local factories, Hickson & Welch, Service Tailors and La Porte Acids.

	Male	Female	Total
No. examined	1,274	1,043	2,317
DEFECTS FOUND			
<u>Tuberculosis</u>			
Referred to Chest Clinic Presumed Active	-	1	1
Referred to Chest Clinic Presumed Inactive	1	1	2
<u>Other Abnormalities (Referred to Chest Clinic for further observation)</u>			
Bronchiectasis	1	-	1
Ventricular Hypertrophy	1	-	1
Pulmonary Sarcoidosis	1	-	1
Paratracheal Adenites	1	-	1
Pneumoconiosis	3	-	3
Pulmonary Cyst	-	1	1
Neuro fibroma	-	1	1
Pneumonitis	-	1	1
Pulmonary Fibrosis	1	-	1
T O T A L	8	3	11

SECTION II (part 5)

MENTAL HEALTH SERVICE

TRAINING CENTRE FOR THE MENTALLY DEFECTIVE

The year commenced with a total of 86 Trainees on the Register. During the year 14 were admitted and 4 left, leaving a total at the end of the year of 96, drawn from the following areas:-

Castleford Division	51
Pontefract Division	39
Wetherby Division	6

Once again we have had a year of changing staff in the Junior Wing, the Supervisor and Assistant Supervisor in the Special Care Unit being the only staff to have completed more than one years service. The temporary assistant left and was replaced by a qualified assistant. The Trainee was accepted on a two year diploma course and was replaced by a temporary assistant. The staff in the Adult Wing remains unchanged.

Despite the constant changes in staff the Juniors have shown a marked improvement in independence and communication. This may be the only advantage of having to "double up" when staff were ill or on refresher courses, that they have to work much more on their own and very little individual attention given. Favourite lessons are still shopping, baking and money recognition. Learning to write their own names, simple sums with aid of counters, the abacus and the social sight vocabulary is undertaken by a few, but progress is very slow and none of them gain a true concept of numbers.

There has been no change in contracts in either the male or female wing this year, but the Trainees show no signs of boredom at the repetitive nature of the work. Sandpapering and wood splitting find work for the low-grade males but we do have difficulty finding work for the low grade females. We were sorry to lose the Metal Edge Stay Machine which provided work for a number of girls and was felt by them to be a "real job".

For the majority the "pay packet" still proves to be an incentive to good work and behaviour and regular attendance.

We were fortunate in having good weather for both our annual outings. The Juniors spent the day at Filey and the Adults visited Chester Zoo. The outings were possible through the generosity of the W.R.C.C. and Parent/Teacher Association.

The Christmas party was held on December 19th when each Trainee received a gift from Santa Claus, alias Mr. Pickering, value £1. Staying until 7.30 p.m. last year proved too much for some of the Juniors so they had tea and left at 4.30 p.m. The adults then had tea at 5.00 p.m. and carried on with games until 9.00 p.m. This proved extremely hard work for the staff and would not have been possible if cook and her kitchen staff had not volunteered to make the tea and wash up.

The Special Care Unit continues to provide an essential service for the very severely handicapped, particularly for the parents who find these children a great strain. Feeding and toilet training show a marked improvement and even though the room is inadequate the three who cannot walk are making progress.

Visitors to the Centre during the year have included an Occupational Therapist, Student Health Visitors, Student Teachers and School Leavers.

A full medical inspection was carried out in November and the school nurse and Mental Health Social Workers pay regular visits to the Centre.

MENTAL WELFARE OFFICERS

The Mental Welfare Officers in the Division continue to function well, there is close liaison between the Officers, the General Practitioners and Consultant Psychiatrists. A 24 hour service is provided and the Hospitals, Police, Ambulance, Psychiatrists and Divisional Medical Officers are provided with a Duty Rota, all General Practitioners are aware of the means of contact.

During the past twelve months there have been 113 admissions to hospital by the Mental Welfare Officers, the number of direct admissions through the family doctor being unknown. There have been 76 requests from hospitals for after-care, 290 referrals from other agencies and 60 referrals by General Practitioners for assistance and preventative care.

Since the inception of the Health Visitor attachment scheme there has been a marked increase in General Practitioner referrals to the Mental Welfare Officers and discussions between Health Visitors and Mental Welfare Officers in regard to mentally disturbed patients have proved most helpful.

The psychiatric Club is held weekly and functions in a most satisfactory manner. The Christmas Party was held in conjunction with the Rothwell Club and several other functions have been held this year organised and financed by the members, the Mental Welfare Officers being invited as guests.

There is a steady change over of members as new people join and others find that they are able to progress without support. A number of "founder members" will always need support and these continue to attend regularly.

SECTION II (part 6)

ATTACHMENT OF NURSING STAFF TO GENERAL PRACTITIONERS

As a result of pilot schemes looking at closer co-operation between General Practitioners and a number of Local Health Authorities it became the policy of the West Riding County Council in 1964 to encourage the attachment of Divisional Nursing Staff to General Practitioners. This Division was one of the foremost in the implementation of this policy, particularly with regard to the attachment of Home Nurses and later by Health Visitor attachments.

The first attachment was that of a Home Nurse in 1964 and at first the modus operandi of these attachments was sketchy but the scheme's subsequent popularity will be appreciated when I say that in this Division in 1967 there are seven Health Visitors and seven District Nurses attached to private practitioners. This is due to be augmented when further training of staff has taken place and there has been an improvement in the number of staff available. Unattached staff cover the patients and families in a geographical area who will be registered with a number of Doctors. Attached staff deal with patients and families of the practice to which they are attached only. As a result of these attachments it has been found that there is considerably more personal contact between Home Nurse, Health Visitor and General Practitioner. The Home Nurse also carries out duties in the surgery e.g. doing dressings and giving injections. Most of them have their own sessions. Since the inception of this scheme a much closer and stronger liaison between nursing personnel and General Practitioner has been built up and of this the patients are fully aware. With this growing co-operation the work is changing quite materially as the General Practitioner comes to appreciate the potential of his attached staff.

Needless to say, domiciliary staff, whether they are attached or not, still remain under my administrative control.

SECTION II (part 7)

HEALTH EDUCATION

During the year health education on all aspects of health continued to be given. On a personal basis in the home, this dealt with the families' needs, child care, diet and hygiene. At the clinics it took the form of either individual help or discussion in small groups aided by very imaginative displays. Formal teaching in some of the secondary modern schools was carried out and as a relatively new innovation evening talks and discussions were arranged for women's organisations.

As the cervical cytology clinic commenced in 1967 education in this field has been pursued with good results. This at present includes a full pelvic and breast examination and provided nursing staff problems can be overcome it is hoped to open a well woman clinic where more extensive screening work can be undertaken in the near future.

The teaching in Ante-Natal classes aided by film strips, films and demonstrations continues. The staff undertaking this work attend inservice courses to keep them up to date with new ideas and trends. The expectant mothers attending these classes are most receptive and find them very helpful. The syllabus is comprehensive including simple anatomy and physiology, ante-natal care and preparation, management of labour and child care.

In the schools where B.C.G. vaccination is offered, talks are given to the children upon the importance of this form of protection and no doubt contribute to the high acceptance rate. I am sure we all recognise the very real desirability that all children leaving school and going into industry should be fully protected against what just over half a century ago used to be termed the "Leader in the men of death". This invidious reputation is now held by deaths from cancer and not least cancer of the lung due in a predominant number of cases from excessive smoking.

The facts, particularly against cigarette smoking, have been publicised widely over the last few years so that each adult will by now have decided for himself whether he will carry on smoking or stop this habit entirely. It is a matter of greatest difficulty persuading teenagers, out for "kicks", not to take up this habit since this is a disease which manifests itself usually in middle age or later life, a period in time which to them is best forgotten or at least pushed into the subconscious mind. One cannot say that as a habit, it is a particularly pleasant one, especially in view of the almost invariable concomitant morning cough and ensuing bronchitis.

B.C.G. Vaccination	
Year	Percentage of children vaccinated
1951	100
1952	100
1953	100
1954	100
1955	100
1956	100
1957	100
1958	100
1959	100
1960	100
1961	100
1962	100
1963	100
1964	100
1965	100
1966	100
1967	100
1968	100
1969	100
1970	100
1971	100
1972	100
1973	100
1974	100
1975	100
1976	100
1977	100
1978	100
1979	100
1980	100
1981	100
1982	100
1983	100
1984	100
1985	100
1986	100
1987	100
1988	100
1989	100
1990	100
1991	100
1992	100
1993	100
1994	100
1995	100
1996	100
1997	100
1998	100
1999	100
2000	100

SECTION II (part 8)
SCHOOL HEALTH SERVICE

Periodic Inspections

Year of Birth	No. of Pupils Inspected	Physical Conditions of pupils inspected	
		Satisfactory	Unsatisfactory
1963 and later	270	270	-
1962	559	555	4
1961	298	296	2
1960	36	34	2
1959	301	299	2
1958	162	162	-
1957	5	5	-
1956	473	472	1
1955	477	475	2
1954	116	115	1
1953	474	474	-
1952 & earlier	629	628	1
T O T A L S	3,800	3,785	15

Other Inspections

Special - 284

Re-Inspection - Nil

Cleanliness Inspections

Routine cleanliness inspections are carried out at every school periodically by Health Visitors. During 1967 individual examinations totalled 27,468 out of which 73 (0.3%) cases of uncleanliness were found.

SECTION II (part 9)
IMMUNISATION AND VACCINATION

B.C.G. Vaccination

No. of 13 year old children on school register at beginning of year plus absentees from previous years	1967 1,081
No. offered tuberculin testing and vaccination if necessary.	1,081
No. of acceptances	986
No. tested	970
No. found who gave a positive reaction	120
No. negative	830
No. not ascertained	<u>20</u> 970
No. vaccinated	830
Percentage of children who gave a positive reaction	12%
Percentage of children who have presumably never been in contact with tuberculosis and were discovered during the year	88%

Diphtheria Immunisation

The following table shows the immunisations carried out during the year:-

Primary		Refresher	
0 - 4	5 - 15	0 - 4	5 - 15
901	223	61	832

Vaccination against Poliomyelitis

The following list shows the number of adults and children who received vaccinations during the year:-

Children aged 6 months - 15 years

No. who completed a primary course ... 1,096
 No. who received a first booster ... 833

Adults 15 - 40 years

No. who completed a primary course ... 23

Vaccination against Whooping Cough - No. Vaccinated

Under 1 year	1 - 2 years	2 - 3 years	3 - 4 years	4 - 5 years	Total
368	467	34	12	9	890

Vaccination against Smallpox - No. Vaccinated

	Under 1 year	1 year	2 - 4 years	5 - 15 years	Total
Vaccinated	12	133	67	26	238
Re-Vaccinated	-	-	-	10	10

SECTION III

GENERAL PROVISIONS OF THE HEALTH SERVICES

A. HOSPITALS

The hospital facilities available within the Castleford Borough remain as follows:-

General Hospital Accommodation

All hospitals providing facilities for cases from the Castleford Borough are managed by the Castleford, Pontefract and Goole Hospital Management Committee, under the administration of the Leeds Regional Hospital Board. These Hospitals are situated in Pontefract and Castleford. Additional facilities are also provided in Leeds and Wakefield.

Maternity Hospitals and Maternity Homes

The booking of beds for expectant mothers at the Castleford Maternity Home is carried out through the Divisional Health Office on an agency basis, the number of beds available for the Divisional Area being at present 46. Abnormal cases are referred by their own general practitioners either for direct booking or as emergency cases to Manygates Maternity Hospital, Wakefield.

Isolation Hospitals

Any case of acute poliomyelitis is normally admitted to Seacroft Hospital at Leeds, while patients suffering from other infectious diseases are admitted either to the same hospital, or more generally to the Burntwood Hospital, Brierley.

B. AMBULANCE SERVICE

The West Riding County Council provide the ambulance service for the Castleford district and the local depot is situated in Smawthorne Lane, Castleford, Telephone No. 2281.

C. LABORATORY FACILITIES

The Medical Research Council of the Ministry of Health, is responsible for the administration of the Public Health Laboratory, Wood Street, Wakefield. Specimens for bacteriological, virological, entomological and chemical investigations are accepted by the Laboratory from general practitioners and Public Health Department Staff.

D. CASTLEFORD HOME SAFETY COMMITTEE - ACTIVITIES 1967

During the eight years the Castleford Home Safety Committee has been in existence, its career has been a most virile one and it has truly lived up to its aim of endeavouring to discover the causes of, and the elimination of, all those factors conducive to accidents which can happen in the home. As would be expected, the chief victims of such accidents occur among the younger members of the community who have not yet learned their basic dangers by trial and error, and at the other end of the scale the senior citizens whose facilities and physical make-up are deteriorating.

At a Rospa exhibition held at the Queens Park on Saturday, 10th June, 1967, on display was propaganda material including 24 different posters on a specially constructed poster stand, a display unit loaned to us by the Oil Appliance Manufacturers Association and Aspro Safety Medicine Cabinet. In addition the North Eastern Gas Board and the Yorkshire Electricity Board provided display units in which examples were given on how to use gas and electric appliances safely and efficiently. This display was attended by large numbers of people who showed a keen interest in the Home Safety Committee and 2,600 or more Home Safety leaflets were distributed. At various times during the year posters were displayed in the shops and Home Safety bookmarks were distributed in the Public Library. Features emphasized varied from dangerous and neglected Gas and Electricity fittings to the need for adequate fire guard appliances. Attention was drawn to the possible tragic results that can ensue when children eat some of the highly diversely covered medicinal pills now available and also a strong recommendation was made by the Committee that a special type of medicine bottle stopper should be evolved that would baffle inquisitive young fingers. Exception was also taken by the Committee to the issue of imitation match boxes as being an incentive to younger children to play with live matches.

The success of the activities of this Committee are always, and seemingly always will be, masked by the fact that any ideas successfully demonstrated to a receptive audience will invariably be taken for granted by those chiefly concerned. The safety of young children is the responsibility of the parents, but by virtue of the ever increasing longevity of our senior citizens, it is the responsibility of the community at large to do everything possible to help simplify those things (e.g. electric switches) which are now such an essential integral part of our existence.

At a time when the world is so full of trouble and sorrow, it is not surprising that people are looking for something to give them hope and comfort. The Bible is a book that has been read for centuries and has helped millions of people find their way through life's difficulties. It is a book that is full of wisdom and truth, and it is a book that is worth reading every day.

The Bible is a book that is full of stories and teachings that have helped people for centuries. It is a book that is full of hope and comfort, and it is a book that is worth reading every day. The Bible is a book that is full of wisdom and truth, and it is a book that is worth reading every day.

The Bible is a book that is full of stories and teachings that have helped people for centuries. It is a book that is full of hope and comfort, and it is a book that is worth reading every day. The Bible is a book that is full of wisdom and truth, and it is a book that is worth reading every day.

The Bible is a book that is full of stories and teachings that have helped people for centuries. It is a book that is full of hope and comfort, and it is a book that is worth reading every day. The Bible is a book that is full of wisdom and truth, and it is a book that is worth reading every day.

The Bible is a book that is full of stories and teachings that have helped people for centuries. It is a book that is full of hope and comfort, and it is a book that is worth reading every day. The Bible is a book that is full of wisdom and truth, and it is a book that is worth reading every day.

The Bible is a book that is full of stories and teachings that have helped people for centuries. It is a book that is full of hope and comfort, and it is a book that is worth reading every day. The Bible is a book that is full of wisdom and truth, and it is a book that is worth reading every day.

The Bible is a book that is full of stories and teachings that have helped people for centuries. It is a book that is full of hope and comfort, and it is a book that is worth reading every day. The Bible is a book that is full of wisdom and truth, and it is a book that is worth reading every day.

The Bible is a book that is full of stories and teachings that have helped people for centuries. It is a book that is full of hope and comfort, and it is a book that is worth reading every day. The Bible is a book that is full of wisdom and truth, and it is a book that is worth reading every day.

BOROUGH OF CASTLEFORD

ANNUAL REPORT OF THE JUNIOR PUBLIC HEALTH INSPECTOR
FOR THE YEAR ENDED 31ST DECEMBER 1967.
WITH A REPORT BY THE SANITARY COMMISSIONER OF THE TOWN

BOROUGH OF CASTLEFORD

The Annual Report for the year 1967, in which will be given a brief review of both the workings of my Department and of the sanitary conditions obtaining in the district in the year, will be my Twenty Fourth (and final) Annual Report.

Regrettably it will not be possible to prepare all the information and write the report before the date of my retirement, but I would wish to introduce the report with a personal apology.

ANNUAL REPORT

The year has been a very busy one, despite the shortage of qualified staff. In my last report I referred to this aspect and indicated the arrival of additional qualified inspectors. This arrival was, however, nullified by the departure during 1967 of Mr. J. Ward.

OF THE

Public Health Inspector and Cleansing Superintendent

E.J. WINFIELD, C.R.S.H., F.A.P.H.I., M.INST., P.C.

It can only result in a lowering of standards generally with all the attendant dangers, as in my final report I would urge the Council to amend its current policy and encourage inspectors to move (and to stay) in Castleford, by the simple means of higher salaries and better conditions.

HOUSING

Once again clearance of unfit properties was given the priority. In my last report I indicated that the programme for 1966 had not been fully implemented. I am now happy to say that during 1967 all the properties for that year and the balance for 1966 was dealt with and presented to the Public Health Committee at the commencement of 1968. The work has left a year's planned work with a balance of 1966 properties to be dealt with.

Year Ended 31st December, 1967

This being so, the Council will have fulfilled the policy given at the end of 1966, to clear the slum by 1970. I am proud to have been so closely associated with this project.

Demolition of property has not in itself had the only desired effect in improving housing conditions. Considerable progress was made during the year in the field of improvement work, and the tabulated figures will reveal the extent of this work. Whilst there is still much to be done, the progress is commensurate with the available resources.

More detailed information and figures relating to the various aspects of this work are set out under the following sub-headings:

DEPARTMENT OF CASTLE

ANNUAL REPORT

OF THE

Public Health Inspector and Cleaning Superintendent

E. A. WINTER, C.R.S.H., P.A.P.N.L., W. INST., P.D.

Year Ended 31st December, 1907

BOROUGH OF CASTLEFORD

ANNUAL REPORT OF THE SENIOR PUBLIC HEALTH INSPECTOR
FOR THE YEAR ENDED 31ST DECEMBER 1967.
BEING A REPORT OF THE SANITARY CONDITIONS OF THE TOWN

Mr. Mayor, Ladies and Gentlemen,

The Annual Report for the year 1967, in which will be given a brief review of both the workings of my department and of the sanitary conditions obtaining in the district in the year, will be my Twenty Fourth (and final) Annual Report.

Regrettably it will not be possible to prepare all the information and write the report before the date of my retirement, but I would wish to introduce the report with a personal preface.

The year reveals continuing progress, despite the shortage of qualified staff. In my last Annual Report I referred to this aspect and indicated the arrival of an additional qualified inspector; this arrival was, however, nullified by the departure during 1967, of Mr. D. Ward.

I would again point out that whilst the staff did their utmost to ensure that essential jobs were carried out, inevitably something was left. This would have been of greater consequence but for some easement in meat inspection duties by the appointment at the Abattoir, of an Authorised Meat Inspector.

Nevertheless routine inspections are at a low ebb, and this can only result in a lowering of standards generally with all the attendant dangers; so in my final report I would urge the Council to amend its current policy and encourage inspectors to come (and to stay) in Castleford, by the simple means of higher salaries and better conditions.

HOUSING

Once again clearance of unfit properties was given high priority. In my last report I indicated that the programme for 1966 had not been fully implemented. I am now happy to say that during 1967 all the programme for that year and the balance for 1966 was dealt with and presented to the Public Health Committee. At the commencement of 1968 the town had left a year's planned work with a balance for further report. It will be found in the 1968 Annual Report that such a report was presented and with it could be seen the end of 'Slum Clearance' as a major project.

This being so, the Council will have fulfilled the pledge given at the end of 1954, to clear its slums by 1970. I am proud to have been so closely associated with this project.

Demolition of property has not in itself been the only forward step made in improving housing conditions. Considerable progress was made during the year in the field of Improvement Grants, and the tabulated figures will reveal the extent of this work. Whilst there is still much to be done, the increase in momentum is indeed heartening.

More detailed information and figures relating to the various aspects of this work are set out under the following such headings:-

Slum Clearance

Clearance Areas

Areas reported on in 1966 and Confirmed in 1967

	<u>No. of Houses</u>
Durham Street Clearance Area	26
Lock Lane No.4 Clearance Area... ..	4
Lock Lane No.5 Clearance Area... ..	7
Lock Lane No.6 Clearance Area... ..	27
Lock Lane No.7 Clearance Area... ..	9

The Durham Street Area was dealt with by a Compulsory Purchase Order, whilst the four Lock Lane Areas were all included in one Clearance Order.

Areas reported on in 1967 and Confirmed in 1967

	<u>No. of Houses</u>
Front Street No.2 Clearance Area	2
Front Street No.3 Clearance Area	3
Town Centre No. 9 Clearance Area	9
Town Centre No.10 Clearance Area	2
Town Centre No.14 Clearance Area	2

All of these areas were dealt with by means of Clearance Orders.

Areas reported on in 1967 and not Confirmed by end of year

	<u>No. of Houses</u>
Town Centre No.22 Clearance Area	6
Town Centre No.12 Clearance Area	2
Town Centre No.13 Clearance Area	2
Town Centre No.15 Clearance Area	9
Cemetery Row Clearance Area	31
Hightown No.3 Clearance Area	4
Hightown No.4 Clearance Area	104
Hightown No.5 Clearance Area	3
Middle Oxford Street Clearance Area... ..	5

The Town Centre Nos. 11, 12, 13 and 15 Areas and the Hightown Nos. 3, 4 and 5 Areas and the Middle Oxford Street Areas, are being dealt with by means of Compulsory Purchase Orders, whilst the Cemetery Row Area is the subject of a Clearance Order.

Individual Houses

<u>Demolition and Closing Orders etc</u>	<u>No. of Houses</u>
Houses reported upon in 1966, Demolition Orders made in 1966 and houses demolished in 1967 ...	41
Houses reported upon in 1966, Demolition Orders made in 1967, but not demolished by end of year	6
Houses reported upon in 1967, Demolition Orders made in 1967 but not demolished by end of year	1
Local Authority owned houses informally demolished in 1967	2
Local Authority owned houses reported upon in 1967 but not demolished by end of year ...	1
Houses reported upon in 1967, Closing Order made in 1967 and closed in 1967.	1
Parts of building reported upon in 1967, Closing Order made in 1967 and closed in 1967	1
Parts of building closed in 1965 on which Closing Order was determined in 1967 ...	1

Well Maintained Claims

An additional part of Slum Clearance work is dealing with the claims of owners and occupiers that their premises have been "well maintained". In the case of Clearance Area action, the tendency appears to be that Ministry Inspectors are allowing greater proportion of the claims. Where tenants and owners both allege that they have carried out the maintenance, the counter claims have to be fully investigated and a recommendation made as to how the amount of money due shall be split. In the case of Demolition Orders, the decision rests with the Council and the inspection of the property and recommendations for payment are made by the Department.

Improvement of Houses

During 1967 the Council continued their policy of making both Discretionary and Standard Grants to owners of older houses for providing essential amenities. In addition loans were made for the owners half of improvement works, subject to the value of the property giving the required security.

Whilst the overall figure for grants approved showed a slight drop on 1966, if the fact is borne in mind that no large scale scheme for improvements to Coal Board Houses was dealt with this year, the overall picture is brighter. One tendency noted, was the higher percentage of tenanted houses coming forward for grant. This is partly due to the representations made by tenants under Section 19 of the Housing Act 1964. In this connection it is pleasing to note that the procedure suggested by the department and adopted by the Council, is resulting not only in the improvement of houses occupied by the person making representation, but also in owners putting forward schemes for the improvement of adjoining houses.

Detailed figures relating to this work are set out in the following tables:-

Discretionary Grants

1967 - Applications

	Owner Occupied Houses	Tenanted Houses	Totals
No. of Applications received	62	35	97
No. of Applications approved	62	35	97
Amount of Grant Approved	£13,714.19.10d.	£6,876.1.7d.	£20,591.1.5d

1967 - Works Completed

	No. of Dwellings	Amount of Grant		
		£.	s.	d
Applications approved 1965 completed 1967:-				
Tenanted houses	17	4,279.	9.	1
Owner Occupied houses	1	344.	5.	0
Applications approved 1966 Completed 1967:-				
Tenanted houses	22	3,778.	14.	3
Owner Occupied houses	39	7,558.	18.	10
Applications approved 1967 Completed 1967:-				
Tenanted houses	8	1,424.	13.	11
Owner Occupied houses	25	5,206.	13.	1
TOTAL COMPLETED	112	£22,592.	14.	2

Works outstanding end of 1967

Applications approved in 1967
completed in 1967:-

Tenanted houses	27	5,451.	7.	8
Owner Occupied houses	37	8,508.	6.	9
	<u>64</u>	<u>£13,959.</u>	<u>14.</u>	<u>5</u>

Standard Grants

1967 Applications

1967 Applications

	Owner Occupied Houses	Tenanted Houses	Totals
Applications received 1967	77	71	148
Applications approved 1967	76	70	146
Applications disapproved 1967	1	1	2
Amount of grant approved 1967	£5,823.	£8,681.	£14,504

1967 - Works Completed

Applications	No. of Dwellings	Amount of Grant £	Amenities Provided				
			Bath	Hot Water	W/C	Wash Basin	Food Store
Approved in 1965 completed 1967							
(a) Owner Occupied	3	325	2	2	3	3	-
(b) Tenanted	1	135	1	1	1	1	-
Approved in 1966 completed 1967							
(a) Owner Occupied	22	2649	17	20	22	20	-
(b) Tenanted	10	1271	10	10	10	10	-
Approved in 1967 completed 1967							
(a) Owner occupied	26	2934	22	25	26	25	1
(b) Tenanted	42	6090	42	42	42	42	-
Total Standard Grant works completed in 1967	104	13404	94	100	104	101	1

Works outstanding at end of 1967

Applications	No. of Dwellings	Amount of Grant £	Amenities to be Provided				
			Bath	Hot Water	W/C	Wash Basin	Food Store
Approved in 1967 not finished in 1967:-							
(a) Owner Occupied	24	2888	20	21	24	22	1
(b) Tenanted	18	2591	18	18	18	18	-

TABLE III

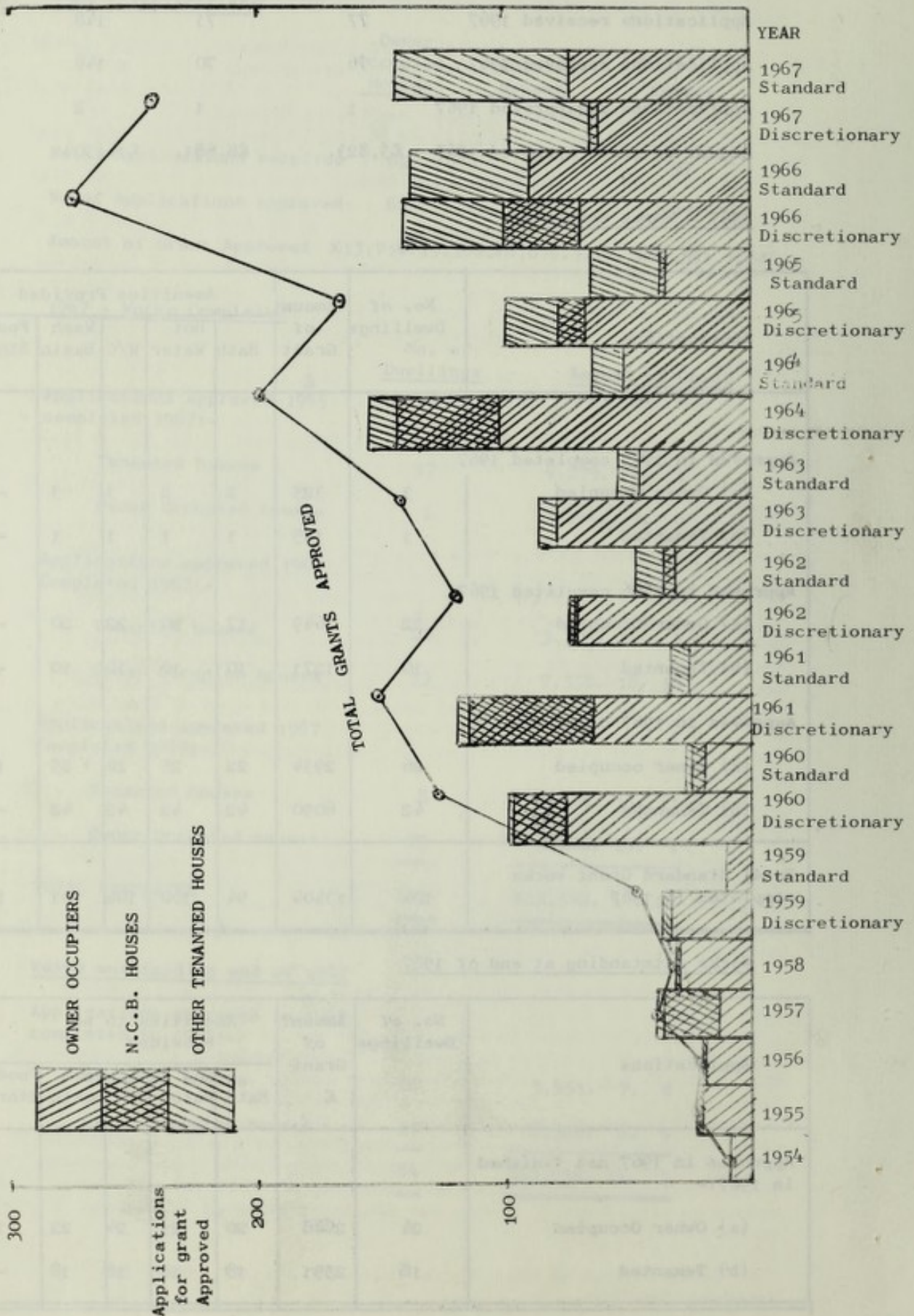


Table III is a graphical representation of progress in Improvements over the years 1954 - 1967. Prior to 1959 only discretionary grants were in being, but after that date both Standard and Discretionary Grants were made.

The graph shows the proportion of grants to owner occupiers, N.C.B., and other owners of rented property. As the grants made from 1959 onwards are divided into the two classes the line graph above the blocks gives the total grants for each year.

COMPULSORY IMPROVEMENTS

Housing Act 1964, Section 19

During 1967, more tenants became aware of the provisions of this Section by which they can ask the Council to exercise their compulsory powers to secure the provision of standard amenities. Some 47 representations were received and the usual procedure, approved by the Council in previous years, of asking the landlord for the voluntary improvement with the aid of grant, was adopted. In practically every case the owners were willing to co-operate and freely gave an undertaking to carry out the desired works. In the Lock Lane Area a considerable number of tenants made representation and by meetings with the owners representatives a promise was secured to provide amenities to all the houses owned by the property company concerned. This scheme will enable a more systematic approach to the problem with consequent more economic use of the building force available.

When more inspectorial staff is available it is hoped that it will be possible to deal with larger blocks of properties as "Improvement Areas". In the carrying out of such larger schemes I feel it will again be desirable to make informal approaches to landlords for improvement on a voluntary basis as the legal formalities in the 1964 Act are somewhat lengthy and difficult to operate.

Detailed figures of work under the heading are as follows:-

No. of representations received from tenants in 1967	47
No. of houses included above where landlord gave undertakings to do works voluntarily..	39
No. of applications for grant received in 1967, from owners of houses where representations were made	10
No. of houses where improvements were completed in 1967 following representations	18

Housing Statistics

The usual annual return has been submitted to the Ministry, giving details of all aspects of housing works. For the information of the Committee the details given in the Return are set out below:-

- (1) No. of dwelling houses in district 13,670
- (2) No. of houses included in above:-
- (a) Back to back Nil
- (b) Single back 1
- (3) Estimated Number of unfit houses at 31st December 1967, in respect of which no representations have yet been made Nil

Details of Future Programme

1968..	170 houses
1969..	Nil

(4) Houses in Clearance Areas and Unfit elsewhere

No. of houses included in representations made during the year:-

- (a) In Clearance Areas 184 houses
- (b) Individual Unfit Houses 4 houses

A.1 Houses Demolished in Clearance Areas	Houses Demolished	Displaced during the year	
		Persons	Families
(i) Houses unfit for human habitation	103	391	142
(ii) Houses included by reason of bad arrangement	-	-	-
(iii) Houses on land acquired under Section 43(2) Housing Act 1957	-	-	-
<u>Not in Clearance Areas</u>			
(iv) As a result of formal or informal procedure under Section 17(1) Housing Act 1957	42	54	19

B. Unfit Houses Closed	Houses Closed	Displaced during the year	
		Persons	Families
Under Section 16(4), 17(1) and 35(1), Housing Act, 1957	1	4	1
Parts of Buildings Closed under Section 18	1	3	1

C. <u>Unfit Houses made fit</u>	By owner	By Local Authority
(11) After informal action by Local Authority	78	-
(12) After formal notice under		
(a) Public Health Acts	35	-
(b) Sections 9 and 16 Housing Act, 1957	4	-

D. <u>Houses in which defects were remedied</u> (other than unfit houses made fit)	By Owner	By Local Authority
After formal notice under Public Health Act	23	-

5. No. of families re-housed during the year in Council owned Dwellings:-

(a) Clearance Areas etc	163
(b) Overcrowding	Nil

New Dwellings

No. of new dwellings completed during the year:-

By Local Authority...	233
By Private Enterprise	28

Grants for Conversion of Improvement of Housing Accommodation

	Formal Applications received during the year	Applications approved during the year	No. of Dwellings completed during the year
	No. of Dwellings	No. of Dwellings	
(a) Conversion	-	-	-
(b) <u>Improvements:-</u>			
Discretionary	97	97	112
Standard	148	146	104

Repairs to Houses

Although most of the houses included in the Slum Clearance Programme as unfit, have been dealt with, there still remains a considerable number of houses which can be kept in good repair "at reasonable expense". It is vital that these houses are not allowed to deteriorate to the point where demolition is the only answer. Unfortunately this is one of the jobs to which it has been impossible to devote the time one would wish.

During the year with the staff available, every effort was made to deal with complaints of disrepair and to follow up by formal notices as promptly as possible, and when improvement grants were being considered, any necessary repairs were asked for to coincide with the improvements. However, this limited work cannot ensure complete coverage of the older houses and only if full staff is available can the systematic survey of whole areas for both improvement and repair, be achieved.

The usual table of notices is given below:-

SUMMARY OF NOTICES 1967

SECTION	Informal Notices	Complied with, without Statutory Notices	Statutory Notices	Statutory Notices Complied With	Outstanding
Housing Act 1957 Section 9	-	-	5	5	-
Public Health Act 1936 Sections 92/3	89	52	26	22	15
Section 75	45	43	2	2	-
Section 45	21	15	5	4	2
Section 39	49	39	4	3	7
Section 56	13	10	2	2	1
Section 138	5	1	4	4	-
Public Health Act 1961 Section 17	-	-	5	-	-
Others	6	6	-	-	-
TOTALS	228	166	53	42	25

KEY:

Section 9 of the Housing Act 1957, is used to require the thorough reconditioning of houses.

Section 39 of the Public Health Act 1936, deals with such matters as blocked or defective drains, sink waste pipes etc.

Section 45 is used for water closets which are defective, but which can be repaired without reconstruction.

Section 75 enforces the provision of proper dustbins.

Sections 92/3 deal with premises in such a state as to be prejudicial to health or a nuisance, and are used for general repairs to houses.

Section 56 deals with defective yard paving.

Section 138 deals with poor water supplies.

Section 17 of the Public Health Act 1961, is used for dealing with urgent blockages to drains etc.

FOOD PRODUCTION

The storage, preparation and sale of food is a most important feature in the trade of any community, but particularly in Castleford where the market and adjacent active shopping centre serve a considerable number of households. It is regretted that the staffing position did not enable inspections to be made on a routine basis or in fact as frequently as is desirable.

The department's efforts in this field were concentrated on Meat Inspection at the Abattoir - where 100% inspection was secured. Later in the report full details of the operations of the Abattoir will be given, but at this stage I would comment on two things, one, the effect of the Foot and Mouth outbreak and two, the coming into being of regulations prohibiting the use of wiping cloths. On point one it will take more than one year's report to reveal the full effects, but in the year under review the closure of markets, restriction of animal movement and the general fear of spread had effect on the number of animals slaughtered in the last quarter. It would seem that in addition to the general difficulties, the scarcity of animals forced up retail prices and so stifled demand. The recess in trade continuing into 1968. As against this a considerable number of animals were slaughtered and their carcasses sent forward to Southern wholesalers. One upsetting incident was the arrival of an animal from an infected area; the premises were closed for disinfection, but no further results accrued.

On the second issue, new government regulations prohibit the use of wiping cloths after October 1968, and call for certain controls meanwhile. In order to meet this new requirement, sprays mixing water with steam were installed and proved so successful that the wiping cloths are already abandoned. This must be a very positive step towards improved hygiene in carcase dressing.

The detailed figures relating to the inspection and sampling of various foods and control of food premises are given under the separate headings.

PUBLIC SLAUGHTERHOUSE AND MEAT INSPECTION

The figures in this section deal not only with the inspection of meat but also with the operation and management of the Public Slaughterhouse. The latter figures cover the Financial Year ended 31st March 1968.

Animals Slaughtered in 1967

	Cattle excluding Cows	Cows	Calves	Sheep and Lambs	Pigs
No. killed	9,621	1,976	276	60,653	15,862
No. inspected	9,621	1,976	276	60,653	15,862
<u>All diseases except T.B. & Cysticerci</u>					
1. Whole carcase condemned	3	2	8	18	8
2. Animals with parts or organs condemned.	3,250	924	-	2,508	468
3. % Affected	33.8	46.9	2.8	4.2	3.0
<u>Tuberculosis</u>					
1. Whole carcase condemned	1	-	-	-	-
2. Parts or organs condemned	-	-	-	-	10
3. % Affected	.001	-	-	-	0.06
<u>Cysticercosis</u>					
1. Whole carcase condemned	1	-	-	-	-
2. Parts or organs condemned	-	-	-	-	-
3. % affected	.001	-	-	-	-

Carcases, Parts and Organs Condemedned

	Beasts	Calves	Sheep	Pigs	Total
Whole Carcases	7	8	18	8	41
Quarters	-	-	30	12	42
Heads and Tongues	38	-	-	36	74
Lungs	82	-	-	16	98
Plucks	-	-	1,838	288	2,126
Hearts	46	-	-	22	68
Livers	3,296	-	8	2	3,306
Kidneys	16	-	-	6	22
Skirts	-	-	-	-	-
Intestines	4	-	-	-	4
Loins	-	-	-	-	-
Stomachs	6	-	-	4	10
Udders	44	-	-	2	46

Diseases and Conditions Found

Oedema	-	8	-	-	8
Swine Erysipelas	-	-	-	6	6
Cirrhosis	350	-	-	4	354
Abcesses	828	-	8	10	846
Cysticercus Bovis	1	-	-	-	1
Tuberculosis	1	-	-	10	11
Parasitic	80	-	2,482	22	2,584
Angioma	64	-	-	4	68
Bruising	2	-	-	-	2
Adhesions	4	-	-	-	4
Actinobacillosis	22	-	-	-	22
Fatty Infiltration	2	-	-	-	2
Pneumonia	16	-	-	16	32
Nephritis	20	-	-	-	20
Distoma	2,508	-	-	2	2,510
Inflammation	2	-	-	-	2
Pericarditis	62	-	-	38	100
Ascaries	-	-	-	351	351
Mastitis	76	-	-	-	76
Emaciation	2	-	9	-	11
Moribund	-	-	9	-	9
Telangiectasis	88	-	-	-	88
Hydatid Cysts	-	-	-	-	-
Degenerate Cysts	44	-	-	3	47
Peritonitis	-	-	-	-	-
Melanosis	4	-	-	-	4
Corynebacterium	-	-	-	12	12

Public Slaughterhouse - Throughput of Animals and Income
 April 1967 - March 1968

Month	No. of Weeks	Cattle	Calves	Sheep	Pigs	Total Animals Killed	Meat Inspection Charges			Tolls		
							£.	s.	d	£.	s.	d
1967												
April	5	1,150	20	3,875	1,638	6,683	176.	2.	9	1607.	7.	0
May	4	890	10	3,432	1,131	5,463	138.	3.	6	1279.	0.	6
June	4	900	9	4,301	1,010	6,220	146.	14.	9	1380.	5.	9
July	5	1,039	6	6,223	1,220	8,488	186.	7.	3	1731.	4.	6
August	4	833	4	5,193	1,086	7,116	154.	12.	9	1428.	3.	6
Sept.	4	865	31	4,954	1,235	7,085	158.	9.	0	1454.	17.	3
Oct.	5	1,200	51	7,113	1,570	9,934	224.	8.	9	2089.	5.	0
Nov.	4	1,150	26	6,351	1,451	8,978	202.	11.	3	1915.	6.	0
Dec.	5	939	4	5,304	1,851	8,098	183.	10.	3	1700.	4.	3
1968												
January	4	913	13	4,661	1,290	6,877	159.	7.	9	1797.	2.	9
Feb.	4	856	4	4,343	1,322	6,525	151.	12.	9	1688.	16.	3
March	5	1,051	7	4,538	1,893	7,489	183.	4.	9	2023.	19.	3
TOTAL	53	11,786	185	60,288	16,697	88,956	2,065.	5.	6	20095.	12.	0
TOTAL 1966	52	11,446	346	61,897	15,521	89,210	2,028.	16.	6	18910.	16.	6
TOTAL 1965												
Old S'House		3,634	113	11,647	1,933	17,327	214.	11.	9	1015.	8.	3
New S'house		5,515	172	32,576	7,182	45,445	1,643.	1.	6	14096.	8.	9
TOTAL 1964		6,702	59	21,470	2,904	31,135						
TOTAL 1963		7,326	202	20,487	2,517	30,532						
TOTAL 1962		6,958	200	23,510	2,476	33,144						
TOTAL 1961		5,330	226	18,321	3,379	27,256						
TOTAL 1960		4,743	218	14,538	3,088	22,587						
TOTAL 1959		4,144	98	14,543	2,566	21,351						
TOTAL 1958		3,020	40	8,710	3,236	15,006						
TOTAL 1957		2,543	17	8,533	2,673	13,766						
TOTAL 1956		2,264	125	6,127	2,574	11,090						

Milk Supplies

During 1967 the supply of this essential commodity underwent no change. As mentioned in my last report the closure of the local pasteurising plant of the Co-operative Society resulted in all supplies to the town originating from outside the Borough. This was caused by the centralisation of pasteurising and sterilising operations at larger plants covering a much greater area and thus eliminating the small plants. To a certain extent this move, whilst proving more economic for the operators, limits the amount of supervision of the production of milk that can be carried out at local level. However, in order to ensure that milk supplies conformed with the required standards, regular sampling from retailers in the town was undertaken and the results of these are given in the following tables.

The retail distribution of milk has undergone some change, in that the Co-operative Society has ceased to operate their own vehicles and now use sub-contractors for the house to house delivery of milk. This is in line with the policy previously adopted by the Express Dairies.

In addition to the usual roundsmen, quite a number of small shops in the town are licensed to sell sterilized milk.

No real problems arose in regard to milk during the year apart from the usual complaints relating to dirty bottles, and in two instances the firm concerned was prosecuted and fines of £20 and £25 were imposed. The figures below give a summary of the department's work in connection with milk supplies:-

No. of premises licensed to sell pasteurised milk...	Nil
No. of distributors of milk.	85
No. of distributors licensed to sell "Pasteurised" milk	22
No. of distributors licensed to sell "Sterilized" milk	70

Sampling of Milk for Bacteriological Examination

Pasteurised Milk

No. of samples submitted to prescribed tests..	70
No. of samples satisfying Methylene Blue Test.	62
No. of samples not satisfying Methylene Blue Test...	5
No. of void samples... ..	3
No. of samples satisfying Phosphatase Test ...	70
No. of samples not satisfying Phosphatase Test ...	Nil

Sterilized Milk

No. of samples submitted to Turbidity Test ...	39
No. of samples satisfying Turbidity Test ...	39

(Note: The Methylene Blue Test gives an indication of the number of certain types of bacteria in the milk.

The Phosphatase Test shows whether the milk has been sufficiently heat treated by the Pasteurising process.

The Turbidity Test indicates whether the Sterilization process has been satisfactorily carried out).

ICE CREAM

This commodity was still sold from shops and vans, mainly during the summer months, but to a lesser degree even in colder weather. There were no premises in use for the manufacture of ice-cream, although one registration was still in force for making ice-cream and three for the making of ice-lollies. All retail premises are registered under the Food and Drugs Act and the itinerant vans are registered as "Hawkers" under the West Riding County Council (General Powers) Act.

Only a limited amount of work was possible in this field but the position appears to be that a reasonably satisfactory standard was being maintained. Figures relating to the control of ice-cream premises and sampling thereof, are set out below:-

New Registrations

New premises registered in 1967 for the sale of Ice Cream	2
---	---

Position as at 31st December 1967

No. of premises registered as manufacturers of ice-cream	1
--	---

No. of premises registered for manufacture of ice-lollies..	3
---	---

No. of premises registered for the sale of ice-cream	116
--	-----

SAMPLING

No. of samples taken for Bacteriological Examination..	5
--	---

No. classified in Grade I	3
----------------------------------	---

No. classified in Grade II	2
-----------------------------------	---

FISH

The bulk of this food was supplied from the three wholesale depots maintained in the Borough, and although most of the fish arrived from the ports already filleted and dressed, a small amount of filleting and cleaning was carried out in the local depots. The standard of hygiene of these premises was found to be satisfactory, and I would again refer to the high degree of co-operation which these wholesalers maintained with the department in the dealing with any unsound consignments.

OTHER FOODS

During 1967 the department worked in close liaison with food wholesalers and retailers in dealing with unsound or damaged foodstuffs. Where these were found, the department was notified and inspection carried out, condemnation certifications were issued and the unfit foods were burned at the incinerator at Cinder Lane.

A list of the main items of foodstuffs dealt with is given below:-

1,316 lbs. Cooked Ham	63, lbs. Chopped Pork
684 lbs. Pork Shoulder	17 lbs. Pork Loin
96 lbs. Steak	5 1/4 lbs. Tongue
18 lbs. Sausages	126 lbs. Corned Beef
122 lbs. Other meat	107 lbs. Carrots
73 lbs. Beans	221 lbs. Peas
92 lbs. Tomatoes	30 lbs. Plums
62 lbs. Other Vegetables	32 packets Cheese
75 lbs. Fruit Salad	2 1/4 lbs. Rice and Sago
64 lbs. Pears	5 lbs. Pineapple
20 lbs. Oranges	45 lbs. Strawberries
21 lbs. Grapefruit	1 1/4 lbs. Peaches
104 lbs. Various soups	6 lbs. Fruit Juices & Drinks
14 lbs. Fish	18 lbs. Other canned fruit
209 lbs. Various other foods	180 lbs. Chickens

The total weight of foods condemned (not including meat and offals from Slaughterhouse) was over 1 1/2 tons.

Complaints from Purchasers

During 1967 a number of complaints were received regarding the sale of various foods containing foreign bodies or in such a state as to be unfit for human consumption. All these were investigated by the department and where necessary the articles were sent to the public analyst for identification of the foreign body. In many cases, however, I regret that the complainant expressed reluctance to appear as a witness in any subsequent prosecution, and this of course prevented the following up of the complaints by legal proceedings. Two cases were reported to the Health Committee, but in view of the nature of the foreign body no prosecution was authorised and a warning was sent to the producer concerned. In four other cases the reluctance of persons to act as witness, made it only possible to issue a warning.

Sampling - Other Foods

It is regretted that owing to staff shortage only limited sampling of foods could be carried out. A summary of the samples taken is given below:-

COMMODITY	No. of Samples		No. reported as unsatisfactory	
	Formal	Informal	Formal	Informal
Pork Sausage	4	-	1	-
Beef Sausage	2	-	-	-
Beef & Pork Sausage	2	-	-	-
Potted Beef Paste	4	-	-	-
Fish Cakes	1	-	-	-
Fresh Cream Trifle	2	-	-	-
Fresh Cream Cakes	1	-	-	-
Fresh Cream	1	-	-	-
Ice Cream	-	6	-	1
TOTAL	17	6	1	1

Unsatisfactory Samples

The sample of pork sausage only contained 60.3% of meat as against the standard of 65%. In view of the small discrepancy a warning was issued.

The informal sample of Ice Cream was followed up by formal samples which proved satisfactory.

Pesticide Residual Samples

The Council agreed to co-operate with other authorities in the West Riding Area in the taking of samples of various foods to ascertain if any amounts of pesticides which are used both for the killing of insects and for seed dressings, were remaining in the actual foods themselves.

For some years now anxiety has been expressed that the wholesale use of D.D.T. and similar insecticides, would result in an amount of these insecticides remaining in the food supplies of this country. This scheme of sampling is to check how far this anxiety is justified, and although the two samples of food sent in by this authority were found to be free from any insecticides, a number of other samples sent in by other authorities did in fact contain small quantities, but these were of such proportions as to be of no danger to a person eating the food concerned.

WATER SUPPLY

During 1967 as in previous years, all premises within the Borough are provided with a piped supply, the source of which is the Wakefield and District Water Board. The department maintained regular samples of these supplies to ensure its bacterial purity, and during the year only one sample out of 152 failed to reach the required standard.

Details of samples taken are as follows:-

Bacterial Sampling of Water

No. of samples taken	152
No. satisfactory	151

PUBLIC BATHS

The Corporation Baths in Florence Street still operated throughout the year and provided the only facilities for swimming within the Borough. This resulted in a very heavy load, particularly during the summer season, and the department carried out regular sampling of the water in order to check that the filtration and chlorination plant was coping with the load. All samples showed that no coliform organisms were present, but some showed a positive result to the plate count test. This test, however, is so extremely sensitive that the small number of colonies which did show, were insignificant. The Baths Manager and his staff, I feel, should be congratulated on maintaining such a high standard.

Once again a regular monthly sample was taken of the water for chemical analysis in order to check up on the amount of dissolved solids. One of these indicated that these solids were getting rather high and this indicated the need to change the water; this necessary step was taken.

Details of samples are as follows:-

Bath Water Samples

No. of samples taken	68
No. of samples showing bacilli coliform...	Nil
No. of samples showing colonies to the Plate Count Test	25

Chemical Analysis

No. of samples taken	11
No. satisfactory	10

ATMOSPHERIC POLLUTION

This work can best be described under the following four headings:-

1. Recording of Pollution Levels.
2. Industrial Pollution.
3. Domestic Pollution.
4. Publicity.

1. Recording of Pollution Levels

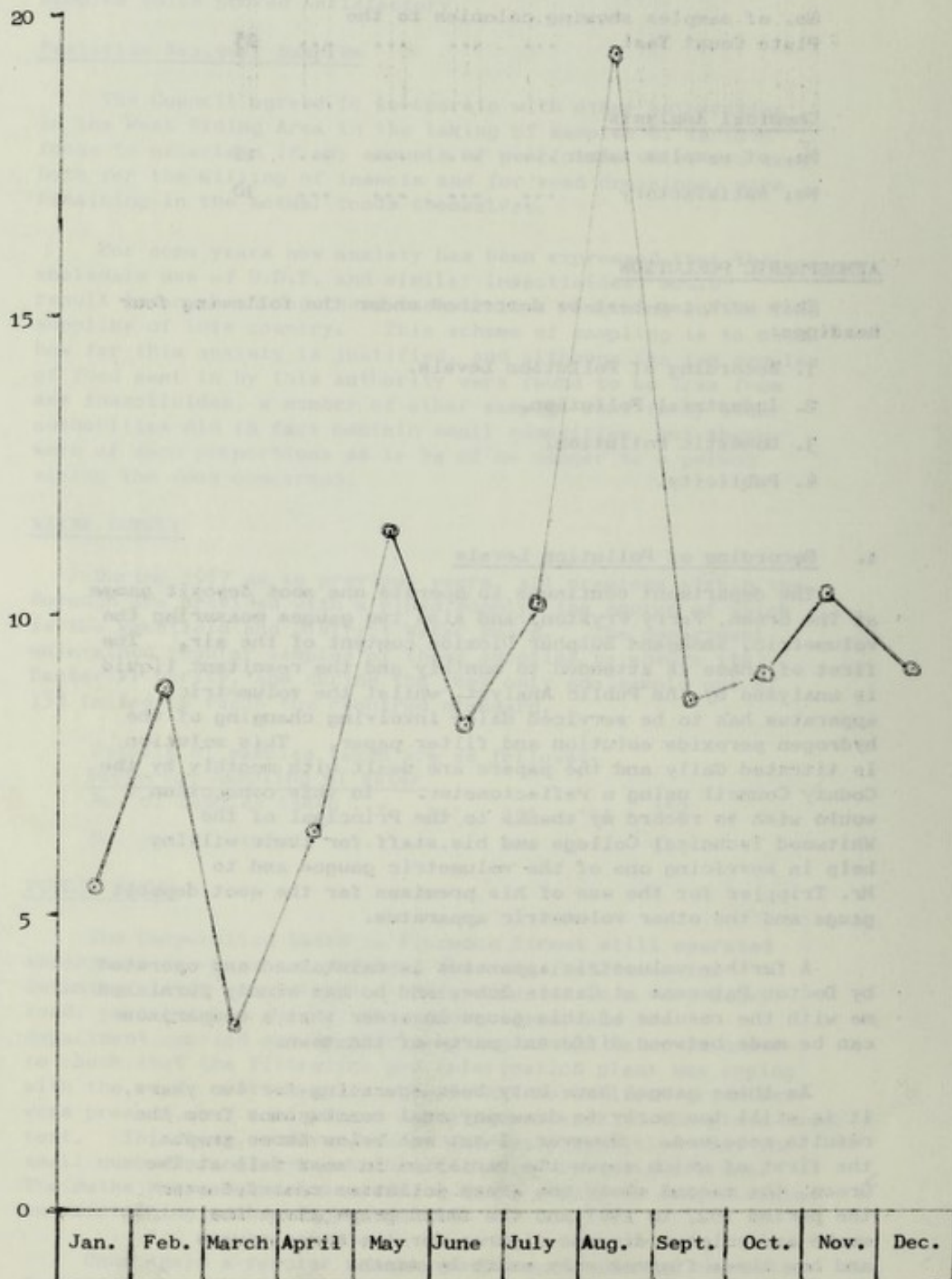
The department continues to operate one soot deposit gauge at The Green, Ferry Fryston, and also two gauges measuring the volumetric, smoke and Sulphur Dioxide content of the air, The first of these is attended to monthly and the resultant liquid is analysed by the Public Analyst, whilst the volumetric apparatus has to be serviced daily involving changing of the hydrogen peroxide solution and filter paper. This solution is titrated daily and the papers are dealt with monthly by the County Council using a reflectometer. In this connection I would wish to record my thanks to the Principal of the Whitwood Technical College and his staff for their willing help in servicing one of the volumetric gauges and to Mr. Trippier for the use of his premises for the soot deposit gauge and the other volumetric apparatus.

A further volumetric apparatus is maintained and operated by Doctor Paterson at Castle Dene, and he has kindly furnished me with the results of this gauge in order that a comparison can be made between different parts of the town.


As these gauges have only been operating for two years, it is still too early to draw any real conclusions from the results received. However, I set out below three graphs, the first of which shows the variation in soot fall at The Green, the second shows the gross pollution recorded over the period 1927 to 1967 and the third graph shows the smoke and sulphur dioxide figures for the three gauges and how these figures vary month by month.

DEPOSIT GAUGE - SOOTFALL IN TONS PER SQUARE MILE PER MONTH

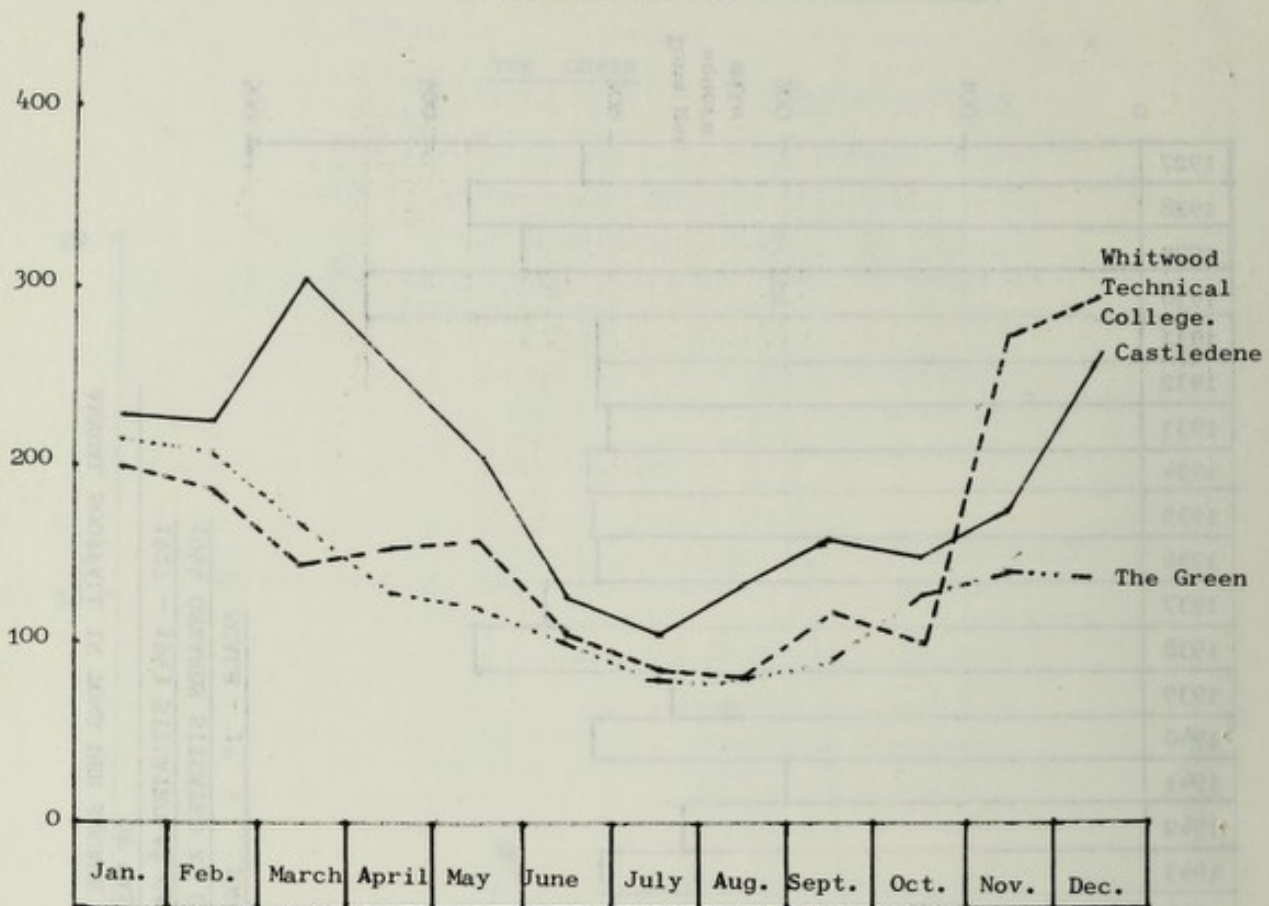
THE GREEN



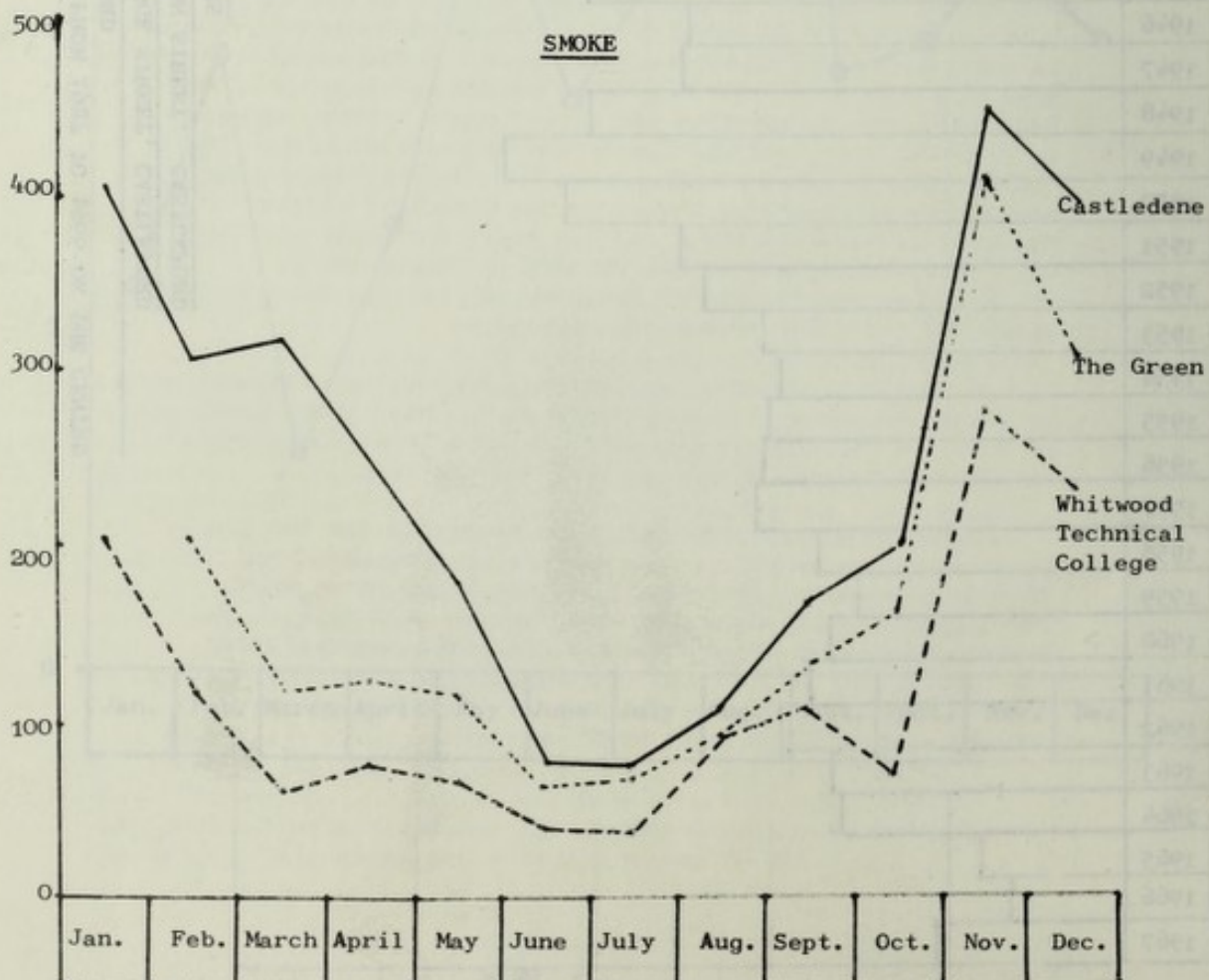
WATER QUALITY



SULPHUR DIOXIDE



SMOKE



2. Industrial Premises

One important duty in dealing with pollution in the industrial field, is the checking of proposed installations of boilers and the chimneys provided thereto. All plans of such proposals are checked by the department and the relevant details of rating output and fuel usage are obtained and from these, applying the recommended Ministry formula, the required height of chimney can be calculated. It is interesting to note that during the year the Ministry have issued an amended memorandum which has extended the scope and the size of boilers which now can be dealt with. During the year some eight applications were received varying from small boilers for laundrettes up to large steam boilers.

A further aspect of the work dealing with industrial pollution, is the checking of emissions from existing plants. Although it was impossible to carry out full statutory eight hour observations due to shortage of staff, all inspectors kept a wary eye out for any emissions of dark smoke, and whenever these were seen a period of observation was undertaken and if the amount of smoke was anywhere near the "permitted period", investigation was made of the cause of the emissions. I am happy to state that there were very few occasions when such action was necessary.

Alkali etc., Works

I regret to have to report that I am still receiving complaints regarding emissions from the various works in the town which are under the control of the Alkali Inspectorate. These included the Coke Ovens and the various Chemical Works. In all cases I immediately passed on the complaints to the Alkali Inspector and he continued to carry out his investigations and to let me know his findings on the particular complaints. In many cases, however, he did report that the emissions were below the statutory limit and that little action could be taken, even though the emissions themselves were considered by the complainants to be a nuisance. The co-operation between the Alkali Inspectorate and my department continues to work on a very sound basis and he keeps me informed of any developments which might affect the emissions from works under his control.

3. Domestic Premises

I regret to have to report that work in this field has undergone very little progress. In 1967 most of the houses in the Smawthorne Smoke Control Area became occupied and as mentioned in my last report, a number of problems arose out of the use of smokeless fuels in the appliances fitted to the houses. I feel, however, that I can now report that the under floor draught fires are working reasonably satisfactorily with gas coke, and that the room heaters are perfectly satisfactory for hard coke.

During the year the Council decided that the new Redhill No.4 Scheme should be classed as a Smoke Control Area prior to its completion, and steps will be taken to achieve this end when the layout is finalised.

4. Publicity

Little action could be taken locally to promote clean air, pending some more definite announcement on the availability of suitable smokeless fuels, particularly for miners receiving concessionary coal. However, in the wider field the Council continued its membership of the National Society for Clean Air and the West Riding Regional Clean Air Advisory Council. I had the privilege of representing the Council on these bodies and was again elected to the National Executive Council of the Clean Air Society and served on the Executive Committee of the West Riding Council.

FACTORIES ACT, 1961

As in former years, routine inspections of factories were carried out. Our duties cover the cleanliness, overcrowding, temperature, ventilation, lighting and drainage of floors in non-mechanical factories and the provision of sanitary conveniences and their maintenance and cleanliness in both mechanical and non-mechanical factories.

The following is a copy of the Annual Return submitted to the Ministry of Labour under this heading:-

Prescribed Particulars on the Administration
of the Factories Act, 1961

Part I of the Act

	No. Registered (2)	Inspect- ions (3)	Written Notices (4)	Occupiers Prosecuted (5)
(i) Factories in which Sects. 1, 2, 3, 4, & 6 are to be enforced by Local Authorities.	13	22	-	-
(ii) Factories not included in (i) which Sect.7 is enforced by the Local Authority.	127	161	-	-
(iii) Other premises in which Section.7 is enforced by the Local Authority (excluding) out-workers' premises.	26	30	-	-
T O T A L	166	213	-	-

Cases in which defects were found:-

PREMISES (1)	No. of cases in which defects were found				No. of cases in which prosecutions were instituted (6)
	Found (2)	Remedied (3)	To H.M. Inspector (4)	By H.M. Inspector (5)	
Want of Cleanliness (S1)	-	-	-	-	(6)
Overcrowding (S2)	-	-	-	-	-
Unreasonable temperature (S3)	-	-	-	-	-
Inadequate ventilation (S4)	-	-	-	-	-
Ineffective drainage of floors (S6)	-	-	-	-	-
Sanitary Conveniences (S7)					
(a) Insufficient	1	1	-	1	-
(b) Unsuitable or defective	6	6	-	6	-
(c) Not separate for sexes	-	-	-	-	-
Other offences against the Act (not including offences relating to Outwork)	-	-	-	-	-
T O T A L	7	7	-	7	-

PART VIII OF THE ACT

Outwork

Nature of Work	No. of outworkers in August list required by Sects. 133(1)(c)	No. of cases of default in sending lists to Council	No. of Prosecutions for failure to supply lists	No. of instances of work in unwholesome premises	Notices Served	Prosecutions.
(1)	(2)	(3)	(4)	(5)	(6)	(7)
Wearing Apparel, making etc.	-	-	-	-	-	-
Cleaning and washing	-	-	-	-	-	-

THEATRES AND CINEMAS

Two cinemas still continued to operate in the district for the showing of films during 1967; a further former cinema was used for the playing of "Bingo". All these premises appeared to be satisfactory regarding their sanitary condition and no complaints were received.

COMMON LODGING HOUSES

In 1967 the Common Lodging House in Wheldon Road was finally demolished and this left only the premises in Rhodes Street in use for this purpose. These premises are of a very good standard for this class of accommodation, providing accommodation for about 40 men. They are provided with showers and washing facilities, are well run and kept in a clean condition.

CARAVANS AND TEMPORARY DWELLINGS

During 1967 the main work in this section was in trying to ensure that cleared sites in the town were not being used by the itinerant caravan dweller. On a number of occasions unauthorised siting of vans was observed and strong measures had to be taken to terminate this unlawful occupation. It is perhaps unfortunate that such action proves somewhat hard on the responsible type of caravan dweller, but if any unauthorised occupation is allowed to continue, this quickly attracts other caravans, and many of their occupiers are far from tidy in their habits and the site becomes like a rubbish dump. It is to be hoped that under the new Act the County Council will take steps to provide proper sites which can be controlled in a satisfactory manner. Three sites in the town continue to be used as winter quarters for showmen, and these give rise to little trouble and are generally well maintained.

RATS AND MICE DESTRUCTION

During 1967 the Council continued its usual service for the destruction of rats and mice. Two full time operatives were employed and they operated on a systematic survey of all premises throughout the town, but more frequent visits were given to the premises more vulnerable to infestation. Complaints of infestations which were received were dealt with as soon as possible, but as the Ministry approved method of treatment calls for a weekly cycle, in some cases it was impossible to commence treatment until the start of the following week. All domestic premises were treated without charge, but commercial and business premises when found to

be infested, were treated on a rechargeable basis.

An Annual Return is sent in to the Ministry of Agriculture and Fisheries on this work, and a copy of the report for 1967 is given below:-

ANNUAL REPORT ON RATS AND MICE
YEAR ENDED 31.12.1967

	<u>Type of Property</u>	
	Non Agricultural	Agricultural
1. No. of properties in district	15,486	17
2. (a) Total No. of properties inspected following notification.	1,701	-
(b) No. infested by:-		
(i) Rats	971	-
(ii) Mice	457	-
3. (a) Total No. of properties inspected for rats and/or mice for reasons other than notification.	354	1
(b) No. infested by:-		
(i) Rats	271	1
(ii) Mice	32	-

STORAGE OF PETROLEUM SPIRIT

The duty of supervising installations for the storage of petrol, petroleum mixtures and Calcium Carbide were continued during 1967. New installations were checked and tested for compliance with Home Office Code. The up to date position as at the 31st December 1967 regarding the storage of petrol is as follows:-

No. of licensed premises where petrol is stored in underground tanks	45
No. of tanks in use	77
Total capacity of these tanks.	<u>114,500 gallons</u>
No. of licensed bulk storage installations for petroleum mixtures	3
No. of tanks in use	19
Total capacity of these tanks	<u>189,584 gallons</u>
No. of licensed surface stores for canned petrol etc.	10
Total storage capacity of these stores:-	
Petrol	300 gallons
Petroleum Mixtures	410 gallons
Calcium Carbide	44,912 pounds

SCRAP METAL DEALERS

Some 21 persons are registered with the Council as Scrap Metal Dealers under the 1964 Act, and the department maintains the official register under this Act. No problems arose during the year but the register proved very useful to the police authority for checking on purchase of scrap metal, and in addition to the public health inspectors, a number of police officers are authorised by the Council to inspect record books of transactions in scrap metals.

OFFICES, SHOPS AND RAILWAY PREMISES ACT, 1963

I had hoped that during 1967 the department would have been able to complete the initial inspections of all premises registered under this Act. Unfortunately due to shortage of qualified inspectors, only a limited amount of work was possible; this included as many new general inspections as possible, but also some follow up work was necessary on premises inspected in previous years, which had been found to contravene the Act in certain requirements. Most of these contraventions related only to minor defects and informal notices were served on the occupiers of premises and in general early compliance with notices was achieved. A summary of the defects found is given at Table 'D' after the extract from the Annual Report.

A further duty under this Act is the recording and analysis of accidents reported in the various types of premises. A quarterly return has to be submitted to the Ministry and a summary of these accidents, together with an analysis of the various types, is given in Tables 'E' and 'F' below.

Annual Report to the Ministry of Labour under Offices, Shops, and Railway Premises Act, 1963

TABLE 'A'

Registrations and General Inspections

Class of Premises	No. of premises registered in 1967	Total No. of registered premises at end of 1967	No. of registered premises receiving general inspection in 1967
Offices	5	94	15
Retail Shops	3	288	90
Wholesale Shops & Warehouses	-	15	-
Catering Establishments including canteens	2	53	2
Fuel Storage places	1	2	-
TOTALS	11	452	107

TABLE 'B'

No. of visits of all kinds by Inspectors to
 registered premises 574

TABLE 'C'Analysis of Persons employed in Registered Premises

Class of Workplace	No. of persons employed
Offices	661
Retail Shops	1,312
Wholesale Depots and Warehouses	132
Catering Establishments open to the public	267
Canteens	13
Fuel Storage Depots	5
T O T A L	2,390
Total Males	869
Total Females	1,521

TABLE 'D'ANALYSIS OF CONTRAVENTIONS

Section	Number of Contraventions found
4	Cleanliness 2
5	Overcrowding -
6	Temperature 2
7	Ventilation 2
8	Lighting 5
9	Sanitary Conveniences 22
10	Washing Facilities 18
11	Supply of Drinking Water 1
12	Clothing Accommodation -
13	Sitting Facilities -
14	Seats (Sedentary Workers) -
15	Eating Facilities -
16	Floors, passage and stairs 10
17	Fencing exposed parts machinery -
18	Protection of young persons from dangerous machinery -
19	Training of young persons working at dangerous machinery -
23	Prohibition of heavy work -
24	First Aid General Provisions 12
	Other matters 22
	T O T A L 96

TABLE 'E'**ACCIDENT REPORTS**

1967 Quarter	No. of Accidents reported in						Total
	I Offices	II Retail Shops	III Whole- Sale	IV Catering Estabs	V Canteens	VI Fuel Storage Depot	
Jan.- March	-	-	-	2	-	-	2
April-June	-	5	1	2	-	-	8
July-Sept.	1	3	-	-	-	-	4
Oct.-Dec.	-	4	-	-	-	-	4
T O T A L S	1	12	1	4	-	-	18

TABLE 'F'**ANALYSIS OF REPORTED ACCIDENTS**

	Offices	Retail Shops	Whole- Sale Ware- Houses	Catering Estabs. open to public, Canteens etc.	Fuel Storage Depots
Machinery	-	-	-	-	-
Transport	-	-	-	-	-
Falls of persons	1	4	-	1	-
Stepping on or striking against object or person	-	-	-	-	-
Handling goods	-	3	1	3	-
Struck by falling object	-	2	-	-	-
Fires and Explosions	-	-	-	-	-
Electricity	-	-	-	-	-
Use of hand tools	-	3	-	-	-
Not otherwise specified	-	-	-	-	-

OFFENSIVE TRADES

During 1967 there remained only one gut scraper, one tripe boiler, one fat melter and one rage and bone dealer registered under the Public Health Act as Offensive Trades. One tripe boiler ceased to operate at the beginning of the year due to the fact that his premises could not come up to the required standard. The premises were generally well kept and gave rise to no particular nuisance, but special attention is paid to these premises for rodent control.

NOISE ABATEMENT ACT

During 1967 the department was called upon to deal with a number of complaints regarding alleged noise from a variety of sources. In some cases these were of a purely domestic matter between neighbours, and a visit by one of the inspectors usually produced the desired effect. Two complaints were dealt with regarding industrial noise; the first of these related to a noise of a fan at a malt kiln and was really a recurrence of a complaint received in the previous year. A full investigation was carried out including meter readings during day-time and at night, and when these readings were compared with the tolerance levels suggested by the Wilson Report, it was found that a nuisance could not be substantiated. The complainant was informed of these and shown the meter readings, and he still persisted that it was a nuisance to him. His solicitors accepted the report of the department and took no further action in the matter.

The second industrial complaint resulted in noise from a ready mixed concrete concern, and on investigation was found mainly to be caused by a heavy loading shovel used for the charging of the feed hoppers. The silencer of this machine, although in good working order, was rather small, and after approach by the department to the management of the firm, an alternative shovel with a more effective silencer was brought into use and this greatly reduced the noise level and the complaints ceased.

PET ANIMALS ACT

In 1967 only two premises continued to be used and licensed as pet shops under this Act; both were very well maintained and complied with the provisions of the Act.

ANIMAL BOARDING ESTABLISHMENTS

Only one premises continued to operate under this Act during 1967 and they were found to comply with the provisions.

HAIRDRESSERS

All premises used for this purpose continued to be registered under the West Riding County Council (General Powers) Act 1951, and the department kept a general look-out to ensure that hygienic conditions were maintained in these premises. No complaints were received. One new premises were registered after they had been fully inspected to ensure that they complied with the Council's Byelaws. The total number of premises registered as at the end of 1967 was 52.

RAG, FLOCK AND OTHER FILLING MATERIALS ACT

During 1967 the one premises which are registered for upholstering furniture continued to operate in a satisfactory manner.

LITTER ACT

During the year one contravention of this Act was reported to the Council and Court proceedings were taken successfully and the person concerned was fined £5. This related to the depositing on the foot-path of pieces of paper scraped from the windows of a shop in the town centre, and which were being allowed to be blown down the street without any attempt to retrieve them.

It is to be regretted that much littering of the streets does occur, particularly late in the evening by members of the younger generation, and little can be done to enforce the Act to prevent this. Only when these persons achieve some form of Civic pride can we hope to have a lessening of this litter problem.

CESSPOOLS

During 1967 it was found possible to carry out the diversion of the drainage of one house from a cesspool to the main sewer. This work was done concurrently with the making up of the highways under private street works in order that additional expense should not be caused at a later date by the breaking up of the made highway to provide the connection. It is perhaps unfortunate that the financial situation is such that many of the houses served by cesspools cannot have similar works carried out, but a further scheme was being started at the end of 1967 to connect quite a number of houses in Holywell Lane and Redhill Road, to a new sewer.

MORTUARY

The premises at Carr Wood Road continued to meet very adequately the needs of the Borough for this very essential service. A female attendant is employed for regular cleansing and special attention is given following post-mortem examinations.

NEW LEGISLATION

During the year there came onto the statute book The Civic Amenities Act 1967 - which included special provisions to deal with the abandonment of unwated matter.

The dumping of material from gardens and domestic waste to motor cars - has become a serious threat to the nation. Not only are collections of old beds, mattresses, furniture and vehicles unsightly, but their presence could constitute a hazard to health. One has to say with regret that it would seem that the current generation have lost the spirit of cleanliness and tidyness produced by their forebears and it is therefore important to note that the new Act not only gives Local Government the powers to clear these collections, but also enables magistrates to deal very severely with offenders caught transgressing. It is hoped, in the national interest, that when - or if - offenders are caught "That the punishment fit the crime".

Some problems due to the dumping of old cars arose during 1967 and the powers contained in the new Act were quickly brought into operation. Although the procedure required is somewhat lengthy, if the owner of the vehicle cannot be found, where it was possible to trace the owner, the threat of proceedings under the Act with a possible find of up to £100, proved very effective in securing early removal.

PUBLIC CLEANSING

There is little new to report in this field. Regular collections of domestic refuse were maintained and the availability of adequate tipping sites, plus the use of the incinerator, cleared all difficulty of disposal. It is probably noteworthy that during the year the Corporation co-operated with an industrial firm in the disposal of trade waste in "Bulk Containers" and a considerable growth in this system is to be expected.

A brief review of the various sections of this service is given below, under separate headings:-

Refuse Collection

Although some difficulties are still experienced in obtaining suitable men for this unpleasant but essential work, the continuance of the bin bonus scheme gave the necessary incentive and house refuse collection was maintained on the whole on a weekly basis. The department continued to provide a weekly service for collection of shop rubbish and co-operated with larger concerns for more frequent collection where this was necessary. This extra service was of course on a rechargeable basis.

Refuse Disposal

House refuse was disposed of during the year by controlled tipping. Two sites were mainly in use, namely Water Lane tip at Fryston and Whitwood Recreation Ground. At both these sites the tipping was designed to improve land conditions and thus necessitated depositing the refuse in shallow layers, spreading and compaction by the Chase side shovel and sealing off of the surface and sides by subsoil excavated from the site by the mechanical shovel. Final soiling of the area will be completed stage by stage as each section is completed. Tipping of trade refuse, and particularly the bulk container system, was carried out at Victoria Quarry and during the year much of the first section of the quarry was raised above water level. This was achieved by accepting large quantities of material excavated from the sites of the new Civic Centre and a new factory in Wheldon Road.

Putrescible waste and unsalvageable paper and old furniture were dealt with at the trades waste incinerator and it is with pleasure that I can report that this appliance with its afterburner, was able to cope with the varied types of materials without causing any smoke nuisance.

The paper collected from shops, together with a large quantity from an industrial firm in the town, was sorted for contraries and baled. The sale of this produced quite a considerable income and so reduced the overall cost of disposal.

Street Cleansing

This service continued to suffer from shortage of labour and it was impossible to maintain hand sweepers on all the usual "beats". To combat this shortage the rounds operated by the electric street orderly cart gangs were reorganised and the three mechanical sweeper collectors had to undertake more widespread sweeping of carriageways. This, however, tended to reduce the frequency of cleansing of footpaths and some experimental work on a trial basis was done with a small mechanical footpath sweeper. This proved quite successful and could prove the answer in future years to offset the growing reluctance of men to do sweeping work.

Gully Cleansing and Cesspool Emptying

During the year four mechanically operated gulley emptiers were in use, two mainly on street gulley cleansing, one on cesspools and one dealing with slaughterhouse blood. By the end of the financial year, however, the new pneumatic system was installed to deal with this and this allowed one old gulley machine to be taken out of regular service and to be retained as a spare vehicle for breakdowns.

Costing Returns

The department is required to submit returns to the Ministry, of Costs of Refuse Collection and Disposal and Street and Gully Cleansing. These relate to the financial year ending in March 1968. A copy of this return is set out below:-

Cost Statement 1966/67

Part I Refuse Collection and Disposal

Item	Particulars	Collection	Disposal	Totals	% of Total Gross Expenditure
	1	2	3	4	5
	<u>Revenue Account</u>	£	£	£	%
1	<u>Gross Expenditure</u>				
	(i) Labour	29,753	6,577	36,335	60.0
	(ii) Transport	16,921	561	17,482	28.9
	(iii) Plant etc.	41	6,691	6,732	11.1
	(iv) Other Items	-	-	-	-
	(v) Total Gross Expenditure	46,720	13,829	60,549	100.0
2	<u>Gross Income</u>	724	7,142	7,866	
3	<u>Net Cost</u>	45,996	6,687	52,683	
4	<u>Capital Expenditure met from Revenue (included in above)</u>	-	506	506	
	<u>UNIT COSTS</u>	s. d.	s. d.	s. d.	
5	Gross cost per ton, labour only.	30. 1	6. 8	36. 9	
6	Gross cost per ton, transport only	17. 1	7	17. 8	
7	Net cost per ton	46. 6	6. 9	53. 3	
8	Net cost per 1,000 population	£ 1,160	£ 168	£ 1,328	
9	Net cost per 1,000 premises	2,967	431	3,398	

OPERATIONAL STATISTICS

10.	Area (statute acres - land and inland water) ...	4,394 acres
11.	Population at 30th June 1967 (Registrar-General's Estimate)...	39,630
12.	Total refuse collection ...	19,799 tons
13.	Weight (cwts) per 1,000 population per day - (365 days per year)...	27.4
14.	Number of premises from which refuse is collected ...	15,503
15.	Premises from which weekly collection is made...	100%

16. Average haul, single journey, to final disposal point 1 mile
17. Kerbside collection, if practiced, expressed as estimated percentage of total collection ... Nil
18. Total refuse disposal of... .. 37,529 tons
19. Method of disposal (salvage excluded):-
- (a) Crude tipping Nil
- (b) Controlled tipping 95%
- (c) Direct incineration 5%
- 100%
20. Slavage and Trade Refuse:-

	Analysis of Income and Tonnage	
	Income (included in Item 2)	Tonnage Collected (included in Item 12)
	£	Tons
<u>Salvage</u>		
(a) Raw kitchen waste (note (a))	-	-
(b) Scrap Metal	-	-
(c) Waste Paper	6,282	674
(d) Other Salvage	-	-
(e) Totals	6,282	674
<u>Trade Refuse</u>	1,585	Not recorded

Part II Street Cleansing

Item	Particulars	Street Sweeping and Watering	Street gully cleansing	Total	% of Total gross Expenditure
1		2	3	4	5
		£	£	£	%
	<u>Revenue Account</u>				
1	<u>Gross Expenditure</u>				
	(i) Labour	11,300	1,503	12,803	51.7
	(ii) Transport	7,702	2,910	10,612	42.9
	(iii) Plant etc.	1,311	16	1,327	5.4
	(iv) Other items	-	-	-	-
	(v) Total gross Expenditure	20,313	4,429	24,742	100.0
2	<u>Gross Income</u> (excluding reimburse- ment County Council	267	-	267	-
3	<u>Net Cost</u>	20,046	4,429	24,475	-
4	<u>Capital Expenditure</u> (included above)	-	-	-	-
5	<u>Gross Expenditure on Snow Clearing and Gritting, not included previously.</u>	6,552	-	-	-
	<u>UNIT COSTS</u>				
6	Net cost per street mile				
7	Net cost per 1,000 gully cleansings.	-	131	-	-
8	Net cost per 1,000 population	506	112	618	-

OPERATIONAL STATISTICS

9.	Mileage of streets cleansed	56.35 miles
10.	<u>Frequency of cleansing:-</u>	
	(a) At least once daily	8%
	(b) Three to five times weekly	25%
	(c) Twice weekly... ..	27%
	(d) Once weekly... ..	25%
	(e) Less than once weekly	15%
11.	Percentage of street cleansing done by mechanical means... ..	70%
12.	Number of street gulleys cleansed	11,500
13.	Number of gully cleansings during year (Number of gulleys x number of cleansings).	33,858
14.	Percentage of gully cleansings done by mechanical means... ..	100%

PUBLIC CONVENIENCES

During 1967 there was no progress in the provision of additional facilities throughout the Borough, due to the financial situation. There still is a need, in certain parts of the town, for conveniences, and some of the older installations are not up to modern standard and require replacement. Every effort was made to keep the existing accommodation in a clean and wholesome condition, but I regret that the recurrence of vandalism at The Square, Airedale, made this task somewhat difficult.

STAFF

A list of the staff for the year 1967, is given below:-

Deputy Public Health Inspector... ..	Mr. J. Rooke
Additional Public Health Inspectors	Mr. H. Burton Mr. K. I. Bullough
Pupil Public Health Inspectors... ..	Mr. D. Hughes Mr. R. Sherwood

Clerical Staff

Senior Clerk... ..	Mrs. N. Ward
Clerk	Mrs. D. Collings
Typist... ..	Miss K. Sheridan

CONCLUSION

In this, my final Annual Report, I would like to express special thanks to the members of staff who have given me such loyal support over the years. My Deputy, Mr. Rooke, has supplied massive support over the years and in this year, particularly during my illness, took over a great deal of responsibility. I am indeed grateful to him and am delighted to know that he is to succeed me in office; a most fitting reward for loyal service to the Town and Corporation.

Mr. Burton has always given loyal and reliable service to the department, and again I am delighted to know he is to occupy the position of Deputy.

I thank them both and wish them well.

Mr. Bullough in his short period of duty has proved his worth and the two trainees Messrs. Hughes and Sherwood, continue in promising vein.

The Ladies of the clerical staff have given admirable service and in fact have accepted considerably greater responsibilities during the busy period of inspectorial shortage. The Senior, Mrs. N. Ward, has given particular lead, which in turn has been supported by Mrs. Collings and Miss Sheridan, and again I am very grateful to them for all they have done.

To the departmental foremen and outdoor staff I would say "Thank you" for your support over the year.

Finally I would again thank my colleagues in other departments for their help and support throughout the year.

And for the last time I say,

I beg to remain,

Your Obedient Servant,

E. J. WINFIELD

Senior Public Health Inspector
and Cleansing Superintendent

Cinder Lane
20th September, 1968



