

**[Report 1953] / Medical Officer of Health, Castle Donington R.D.C.**

**Contributors**

Castle Donington (England). Rural District Council.

**Publication/Creation**

1953

**Persistent URL**

<https://wellcomecollection.org/works/hzv2kj5b>

**License and attribution**

You have permission to make copies of this work under a Creative Commons, Attribution license.

This licence permits unrestricted use, distribution, and reproduction in any medium, provided the original author and source are credited. See the Legal Code for further information.

Image source should be attributed as specified in the full catalogue record. If no source is given the image should be attributed to Wellcome Collection.



Wellcome Collection  
183 Euston Road  
London NW1 2BE UK  
T +44 (0)20 7611 8722  
E [library@wellcomecollection.org](mailto:library@wellcomecollection.org)  
<https://wellcomecollection.org>

CASTLE DONINGTON  
RURAL DISTRICT COUNCIL

ANNUAL REPORT



of the

MEDICAL OFFICER OF HEALTH

for the year 1953

T. M. MONTFORD

MEDICAL OFFICER OF HEALTH


EASTON DISTRICT BOARD  
ANNUAL REPORT

ANNUAL REPORT  
of the  
MEDICAL OFFICE OF HEALTH  
for the year 1927

E. H. HORTFORD  
MEDICAL OFFICE OF HEALTH


C O N T E N T S

	<u>Page</u>
Introductory Letter .....	1
Public Health Committee and Senior Officers .....	2
Zymotic Diseases in the Villages .....	3
Graph - Seasonal Incidence of Measles .....	4
Zymotic Diseases - Notification Rates .....	5
Diphtheria Immunisation .....	6
Vital Statistics    Birth Rates Death Rates .....	7
District Figures .....	7
Comparative Birth Rates and Death Rates .....	8
Housing .....	9
 <u>WATER SUPPLIES</u>	
From Public Mains .....	10
Loughborough Corporation .....	11
Long Eaton Urban District Council .....	12
Derwent Valley Water .....	13
Sewerage .....	13
Food Premises .....	14



CONTENTS

<u>Page</u>	
1	Introductory Letter .....
2	Public Health Committee and Health Officers .....
3	Epidemic Diseases in the Village .....
4	Graph - Seasonal Incidence of Diseases .....
5	Epidemic Diseases - Notification Rates .....
6	Diarrhoeal Infection .....
7	Vital Statistics .....
	Birth Rates
	Death Rates
7	Medical Expenses .....
8	Comparative Birth Rates and Death Rates .....
9	Sanitation .....
	<u>WATER SUPPLY</u>
10	From Public Works .....
11	Loughborough Corporation .....
12	Long Eaton Urban District Council .....
13	Lowest Valley Water .....
14	Sanitary .....
15	Food Products .....



Public Health Department,  
Council Offices,  
CASTLE DONINGTON,  
Nr. Derby.

28th July, 1954.

TO THE CHAIRMAN  
AND MEMBERS OF THE  
CASTLE DONINGTON RURAL DISTRICT COUNCIL

Mr. Chairman, Mrs. Gibson and Gentlemen,

This Annual Report for 1953 deals with matters of public health which come within my responsibility. It includes some simple statistics which I know will interest you. Reports of examinations of our domestic water supply are appended. These are included largely for record purposes, for you are already aware that, although water pressure has been temporarily inadequate on a few occasions in small areas, the water supplied has been uniform in its high quality.

Diphtheria immunisation maintained the level reached in 1952, and the same proportion of children received reinforcing doses. There was no case of diphtheria in the area, but the condition is still a very serious one, and if twenty-five or more children each year fail to be immunised, as is the present case, a potentially dangerous situation might eventually arise.

Castle Donington and Hemington had a few cases of measles in 1952, but an epidemic started in the last two months of the year in Kegworth. By March this epidemic was dying out and there were only three new cases. In the same month however, three new cases occurred in Castle Donington, and another epidemic was on the way, with the involvement of Hemington, during April. Cases were still being notified in August and there were, in the two latter areas, one hundred and twenty-one cases. With modern therapeutic methods measles is not so liable to give rise to serious complications. Fortunately these epidemics were no exceptions.

In the latter months of the year there was an epidemic of infective hepatitis. This virus infection was almost entirely confined to school children. Parents soon were able to suspect the possibility of the infection in a sick child from the early symptoms of raised temperature, headache, nausea and vomiting coming on after a few days of lassitude and general discomfort. Children were thus usually under treatment before the stage of jaundice occurred.

You will see from the vital statistics tables that our corrected death rate was better than that for England and Wales, but it was not so good as in the previous year. The birth rate, the still birth rate, and the death rate per thousand live births under one year were not quite so good as in 1952. There were five deaths of children under one year. This was an exceptionally high number for our rural area.

I wish to thank the Sanitary Inspector and Surveyor, the Additional Sanitary Inspector and the other members of the Public Health staff for their enthusiastic co-operation throughout the year.

I am,

Your obedient servant,

T. M. MONTFORD,

Medical Officer of Health.

MEMBERS OF THE COUNCIL

Chairman

R.E. Bunting Esq. J.P.

Vice Chairman

W.S. Barnett Esq.

Chairman of the Public Health and General Purposes Committee

S.J. Hardy Esq. J.P.

Chairman of the Housing Committee

A. Moore Esq.

Councillors

W.S. Barnett Esq.

W.E. Bryan Esq. J.P.

R.E. Bunting Esq. J.P.

Mrs. D.A. Gibson.

S.J. Hardy Esq. J.P.

W.V. Harlow Esq.

Rev. A.T. Hammond.

J. Harrison Esq.

A. Moore Esq.

Captain C.F. Shields

W.H. Snape Esq

J.N. Spalton Esq.

W.E. Smith Esq.

L.G. Toms Esq.

J.R. Woodward Esq.

All Councillors are members of the Public Health Committee

Public Health Officers

Medical

T. M. Montford, M.B. Ch.B. Glas.  
Medical Officer of Health (part time)

Sanitary Inspectors.

E.N. Pearson. Certificate of the Royal Sanitary  
Institute and Sanitary Inspectors Joint Board.  
Certificate for Inspection of Meat and Other  
Foods Royal Sanitary Institute.  
Certificate Sanitary Science Liverpool University.  
Surveyor, Sanitary Inspector and Housing Manager.

B.G. Pember. Certificate of the Royal Sanitary  
Institute and Sanitary Inspectors Joint Board.  
Additional Sanitary Inspector.

ZYMOTIC DISEASES

IN THE VILLAGES COMPRISING THE

RURAL DISTRICT.

YEAR 1953.

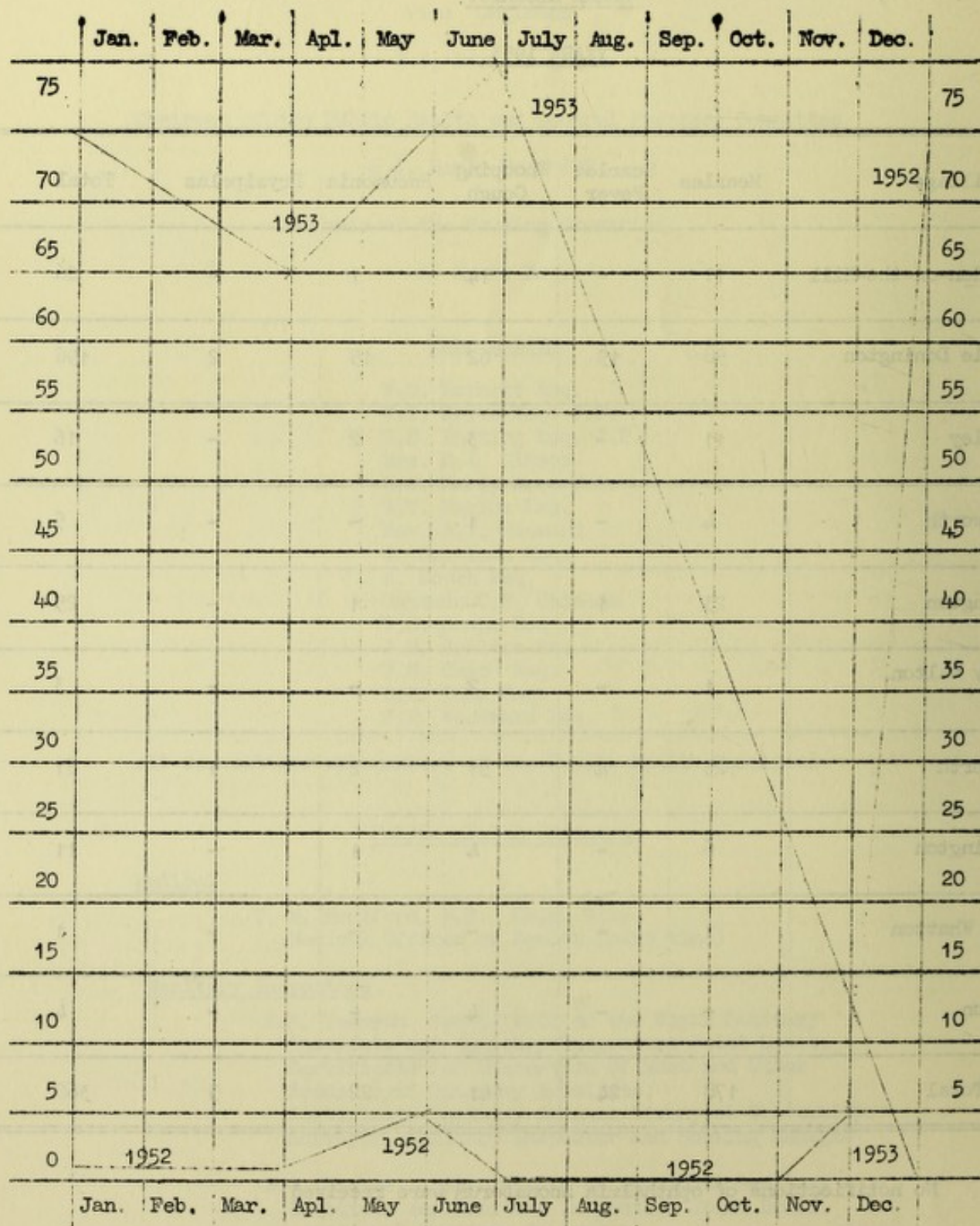
Village	Measles	Scarlet Fever	Whooping Cough	Pneumonia	Erysipelas	Total
Breedon-on-the-Hill	11	-	14	1	-	26
Castle Donington	98	19	62	15	2	196
Charley	11	-	3	2	-	16
Diseworth	4	-	1	-	-	5
Hemington	23	1	-	1	-	25
Isley Walton	1	-	2	-	-	3
Kegworth	23	4	51	2	1	81
Lockington	6	-	4	1	-	11
Long Whatton	1	-	-	-	-	1
Wilson	-	-	4	-	-	4
Total	178	24	141	22	3	368

No notifications of ophthalmia neonatorum were received.



GRAPH COMPARING THE SEASONAL INCIDENCE

OF MEASLES IN THE DISTRICT DURING 1952 and 1953.



The steep rise in December, 1952, was due largely to the epidemic in Kegworth, but there were soon cases elsewhere, notably in Breedon-on-the-Hill. The peak in June, 1953, related directly to the Castle Donington and Hemington cases

ZYMOTIC DISEASES.

NOTIFICATION RATES PER 1,000 POPULATION

Notifications	Castle Donington Rural District Council		England and Wales	Great Towns	Smaller Towns
	<u>1953</u>	<u>1952</u>			
Primary Pneumonia	2.21	1.68	0.84	0.92	0.76
Scarlet Fever	2.41	1.05	1.39	1.50	1.44
Erysipelas	0.31	0.31	0.14	0.14	0.13
Whooping Cough	14.16	1.99	3.58	3.72	3.38
Measles	17.88	8.31	12.36	11.27	12.32
Poliomyelitis Paralytic	-	-	0.07	0.06	0.06
Non-Paralytic	-	-	0.04	0.03	0.04
Puerperal Pyrexia	-	0.73	18.23	24.33	12.46
Diphtheria	-	-	0.01	0.01	0.01
Paratyphoid	-	-	0.01	0.01	0.01

D I P H T H E R I A I M M U N I S A T I O N .

NUMBER OF CHILDREN IMMUNISED

DURING THE PERIOD 1st January to 31st December, 1953.

Age at 31/12/53 (Born in Year)	Under 1 1953	1 1952	2 1951	3 1950	4 1949	5 1948	6 1947	7 1946	8 1945	9 1944	10 1943	11 1942	12 1941	13 1940	14 1939
Primary Immunisation	8	85	12	6	6	2	1	-	-	-	-	-	-	-	-
Booster Injection	-	-	-	-	3	72	14	7	6	-	1	3	-	-	1

This table was supplied by the County Medical Officer of Health.

One hundred and twenty children were immunised against diphtheria during the year. The table also shows that one hundred and seven children who had been immunised in earlier years received a reinforcing dose.

Each child should be fully immunised a few months before it is a year old and a third, or boosting dose, should be given just before it commences school, when the acquired immunity is lessening, and the risk of infection is about to become greater.

VITAL STATISTICS

CIVILIAN POPULATION

9,958

COMPARABILITY FACTORS

Births 1.13  
Deaths 0.99

LIVE BIRTHS

	M.	F.
Total	74	76
Legitimate	70	73
Illegitimate	4	3

STILL BIRTHS

	M.	F.
Total	3	1
Legitimate	3	1
Illegitimate	-	-

DEATHS OF INFANTS

UNDER ONE YEAR OF AGE

	M.	F.
Total	3	2
Legitimate	3	2
Illegitimate	-	-

Actual Birth and Death Rates are multiplied by the appropriate Comparability Factor so that figures are obtained which are corrected for disproportion in the age and sex groupings.

DISTRICT FIGURES

Area in Acres ..... 23,743  
Estimated Population ..... 9,958  
Number of Inhabited Houses ..... 2,895  
Rateable Value ..... 41,206  
Product of Penny Rate ..... £151

DEATH RATES

PER 1,000 OF THE POPULATION

Diseases	Castle Donington Rural District Council	England and Wales	Great Towns	Small Towns
All Causes	9.55	11.4	12.2	11.3
Tuberculosis	-	0.20	0.24	0.19
Influenza	0.30	0.16	0.15	0.17
Pneumonia	0.20	0.55	0.59	0.52
<u>BIRTH RATES</u> <u>PER 1,000 OF THE POPULATION</u>				
Live Births (Corrected)	15.06	15.5	17.0	15.7
Still Births	0.40	0.35	0.43	0.34
<u>DEATH RATE</u> <u>PER 1,000 LIVE BIRTHS UNDER ONE YEAR</u>				
	33.3	26.8	30.8	24.3

MATERNAL DEATH RATE - Nil.

HOUSING.

During 1953 forty houses were erected, thirty by the Council. The Rural District Council have, since the war, built a total of three hundred and thirty six.

The table below, which does not include temporary prefabricated bungalows illustrates that we have built a comparatively high proportion of houses per thousand of the population.

EXTRACT FROM

HOUSING RETURN FOR ENGLAND AND WALES

POST WAR HOUSES COMPLETED ON 31st DECEMBER, 1953

Rural Districts - Leicestershire

	<u>Population</u>	<u>No. of New Houses Completed</u>	<u>No. per 1,000 of Population.</u>
Ashby-de-la-Zouch	13,700	372	27.1
Barrow-upon-Soar	48,900	1,170	23.9
Billesden	7,800	215	27.6
Blaby	39,800	831	20.9
<u>CASTLE DONINGTON</u>	9,958	316	31.9
Lutterworth	11,800	350	29.7
Market Bosworth	26,400	785	29.7
Market Harborough	10,000	300	30.0
Melton & Belvoir	18,700	333	17.8

WATER SUPPLY

Samples of water taken from piped supplies in various districts in the area were all found after bacteriological examination, to be suitable for domestic use.

Reports from the supplying authorities are shown in the following pages.

PARTICULARS OF WATER SUPPLIES

FROM PUBLIC MAINS

Parish	No. of Houses		Direct		Standpipes	Private Supply	Well Supply
	1952	1953	1952	1953			
Castle Donington	972	975	917	923	35	-	17
No. 4 Site	13	10	13	10	-	-	-
Kegworth	815	832	735	792	22	-	18
Belton	181	197	155	173	2	-	22
Breedon-on-the-Hill	233	234	208	209	-	7	18
Charley	81	81	-	-	-	-	81
Isley-cum-Langley	26	26	11	11	-	-	15
No. 1 Site	10	7	10	7	-	-	-
Lockington/Hemington	161	161	135	140	-	-	21
Long Whatton/	369	372	163	166	19	-	50
Diseworth			114	114	-	-	23
<b>Total</b>	<b>2,861</b>	<b>2,895</b>	<b>2,461</b>	<b>2,545</b>	<b>78</b>	<b>7</b>	<b>265</b>

POPULATION

Parish	Estimated Population	Direct	Standpipes	Private Supply	Well Supply
Castle Donington	3,499	3,364	76	-	59
No. 4 Site	37	37	-	-	-
Kegworth	2,759	2,646	50	-	63
Belton	645	557	10	-	78
Breedon-on-the-Hill	791	704	-	24	63
Charley	399	-	-	-	399
Isley-cum-Langley	101	43	-	-	58
No. 1 Site	27	27	-	-	-
Lockington/Hemington	506	442	-	-	64
Long Whatton/	7,194	534	17	-	160
Diseworth		356	59	-	68
<b>Total</b>	<b>9,958</b>	<b>8,710</b>	<b>212</b>	<b>24</b>	<b>1,012</b>

These figures do not include the National Service Hostel, Castle Donington, where the huts are in intermittent occupation.

WATER SUPPLY OBTAINED FROM

LOUGHBOROUGH CORPORATION

REPORT FROM MR. W. GRANGER, A.M.Inst.C.E.

Borough Surveyor and Water Engineer,

LOUGHBOROUGH.

Samples of water were taken on the following dates :-

BACTERIOLOGICAL

5th January	1953
2nd February	1953
23rd February	1953
30th March	1953
6th May	1953
28th May,	1953
24th June	1953
7th August,	1953
31st August,	1953
6th October,	1953
3rd November	1953.
2nd December,	1953
30th December,	1953.

CHEMICAL.

24th June,	1953.
30th December,	1953

In all cases the reports were satisfactory.



LONG EATON URBAN DISTRICT COUNCIL

REPORTS BY COUNTY BACTERIOLOGIST ON WATER IN THE NEW RESERVOIR, CASTLE DONINGTON

Date	Age in Hours	Presumptive Coliform Count. Probable number of coliform bacilli present per 100 ml.	Differential Coliform test. Probable number of Faecal B. Coli. per 100 ml.	Bacteriologically the sample of water is ..... for drinking purposes
1953				
Jan. 21	1½	Nil	---	Suitable
Feb. 18	1½	"	---	"
Mar. 25	2	"	---	"
Apr. 22	2	"	---	"
May 20	1½	"	---	"
June 24	2½	"	---	"
July 22	1½	"	---	"
Sep. 23	1½	"	---	"
Oct. 21	1	"	---	"
Nov. 25	1½	"	---	"
Dec. 23	1½	"	---	"

Town Hall,  
LONG EATON.  
6th May, 1954.

Francis Turner,  
Engineer & Surveyor.

DERWENT WATER SUPPLIED

BY LEICESTER CITY CORPORATION

REPORT FROM MR. HAL WALLHOUSE, A.M.I.C.E. M.I.W.E.

WATER ENGINEER AND MANAGER TO CITY OF LEICESTER.

Intensified sampling for chemical and bacteriological analyses of water both from the Derwent Valley Water Board and from local resources has been the practice for over a year.

Briefly the particulars about sampling of the Derwent water are:-

(a) Sawley Meter House

Samples are taken daily throughout the year and are subjected to the presumptive test for Bacterium Coli on the spot, and a gas heated incubator and other necessary equipment have been fitted in the Meter House. The object of this is to give an immediate danger signal should there be any pollution present.

Since this system has been in operation every analysis has shown negative results for presumptive B. coli.

(b) At Hallgates.

Samples are taken three times a week and subjected to an extended chemical and bacteriological examination by Mr. F.C. Bullock, B.Sc., F.R.I.C., the City Analyst.

The results over the past year have been consistently good with no presumptive B. coli.

The following are typical figures from the last analysis :-

pH .....	7.3
Colour ... ..	5 ppm Hazen
Nitrite .....	0.004 ppm.
Chloride .....	12 ppm.
Residual chlorine .....	0.05ppm
Coliform Organisms .....	Nil
Plate Count at 37°C .....	1

SEWERAGE.

The sewerage schemes at Long Whatton and Diseworth and Belton have been completed and the work of conversions of pail closets to the water carriage system was proceeding.


FOOD PREMISES

Type	Number in District.	Number of Inspections
Butchers Shops	8	16
Premises selling Pre-packed Icecream	22	24
Manufacture of Icecream	1	2
Cafes	9	14
Fried Fish Shops	3	6
Bakehouses	4	4
Dairies	4	12
Milk Distributors	36	19

Disposal of condemned food is at present by collection and burial on the Council's controlled tips.

The following is a list of foodstuffs condemned during the year :-

Commodity	Condition	Amount
Full Cream Unsweetened Milk	Blown	3 x 16 oz. tins
Beef	Extensive Bruising	
	Decomposition	15 lbs
Head and Tongue	Decomposition	40 lbs.
Beef	Extensive Bruising	26 lbs.
Tinned Ox Tongue Danish	Decomposition	6 lbs
F.E.G. Cooked Ham	Decomposition	13 lbs 15 ozs.
Hindquarters Beef, Grade A	General Bruising	34 lbs.



STATE OF TEXAS

County of \_\_\_\_\_ State of Texas

Know all men by these presents, that \_\_\_\_\_ of the County of \_\_\_\_\_ State of Texas, for and in consideration of the sum of \_\_\_\_\_ Dollars, to \_\_\_\_\_ in hand paid by \_\_\_\_\_ the receipt of which is hereby acknowledged, have granted, sold and conveyed, and by these presents do grant, sell and convey unto the said \_\_\_\_\_ of the County of \_\_\_\_\_ State of Texas, all that certain \_\_\_\_\_

\_\_\_\_\_ containing \_\_\_\_\_ acres, more or less, situated in \_\_\_\_\_ County, State of Texas, to have and to hold unto the said \_\_\_\_\_ heirs, assigns and assigns forever.

And the said \_\_\_\_\_ do hereby certify that the above described premises are not subject to any lien in favor of any person, firm or corporation, and that the same are free and clear of all taxes, assessments and other charges of record.

Witness my hand and seal of office this \_\_\_\_\_ day of \_\_\_\_\_ 19\_\_\_\_ at \_\_\_\_\_ Texas.

Notary Public in and for the State of Texas

My commission expires this \_\_\_\_\_ day of \_\_\_\_\_ 19\_\_\_\_

Subscribed and sworn to before me this \_\_\_\_\_ day of \_\_\_\_\_ 19\_\_\_\_ at \_\_\_\_\_ Texas.

Notary Public in and for the State of Texas