

[Report 1971] / Medical Officer of Health, Canterbury Borough / City & County.

Contributors

Canterbury (England). City & County Council.

Publication/Creation

1971

Persistent URL

<https://wellcomecollection.org/works/wp9mzcp9>

License and attribution

You have permission to make copies of this work under a Creative Commons, Attribution license.

This licence permits unrestricted use, distribution, and reproduction in any medium, provided the original author and source are credited. See the Legal Code for further information.

Image source should be attributed as specified in the full catalogue record. If no source is given the image should be attributed to Wellcome Collection.



Wellcome Collection
183 Euston Road
London NW1 2BE UK
T +44 (0)20 7611 8722
E library@wellcomecollection.org
<https://wellcomecollection.org>

City and County Borough of



Canterbury

1971

ANNUAL REPORT

OF THE

MEDICAL OFFICER OF HEALTH

AND

PRINCIPAL SCHOOL MEDICAL
OFFICER

Including the Reports of the

CHIEF PUBLIC HEALTH INSPECTOR,

THE PRINCIPAL DENTAL OFFICER

and the

Medical Director of the Child Guidance Clinic

for the year

1971



**CITY OF CANTERBURY
(IN OFFICE 1972)**

Mayor:

ALDERMAN H. J. BUCKWORTH

Chairman—Health Committee:

COUNCILLOR MRS. R. KILVERT

Chairman—Education Committee:

ALDERMAN H. J. BUCKWORTH

Town Clerk: J. BOYLE, LL.B.

succeeded by C. C. GAY, LL.B., 5th July, 1972

Director of Education:

N. POLMEAR, M.A.

Medical Officer of Health and Principal School Medical Officer:

MALCOLM S. HARVEY, M.B., Ch.B., M.F.C.M., D.P.H.

Chief Public Health Inspector:

T. L. MARTIN, F.A.P.H.I.

succeeded by F. W. BROMLEY, M.A.P.H.I., 8th June, 1972

COMMITTEE MEMBERSHIP, 1972

Mayor:

ALDERMAN H. J. BUCKWORTH

Health Committee:

Chairman: Councillor MRS. R. KILVERT

City Council Members: Alderman Mrs. K. M. ELLIS, Alderman A. V. WILSON, Councillor Mrs. H. M. E. BARBER, Councillor M. J. S. BUTLER, Councillor L. K. GUY, Councillor Mrs. M. E. JONES, Councillor B. A. PORTER, Councillor P. H. SHEVLIN, Councillor C. J. STANLEY, Councillor A. TAYLOR, Councillor R. G. WILLOUGHBY.

Co-opted or Representative Members: Miss P. E. TURNER, Chief Nursing Officer, Nunnery Fields Hospital, Dr. J. A. CHEESE, Local Medical Practitioner, Mr. A. FENTON-TAYLOR, South East London and Kent Executive Council, Mrs. H. V. PAGE, Canterbury Group Hospital Management Committee, Mrs. J. BROWN.

Education Committee:

Chairman: Alderman H. J. BUCKWORTH

City Council Members: Alderman Mrs. K. M. ELLIS, Alderman A. V. WILSON, Councillor Mrs. H. M. E. BARBER, Councillor W. J. CLARKE, Councillor A. J. E. FISHER, Councillor M. J. FULLER, Councillor L. K. GUY, Councillor C. J. STANLEY, Councillor A. W. F. STOAKES.

To the Right Worshipful the Mayor, the Aldermen and the Councillors
of the City and County of Canterbury

In presenting the report for the year 1971 I call attention to a few interesting aspects of the contents.

The age structure of the population as disclosed by the advance analysis of the 1971 census shows the effect of the growth of our "educational industry" in the predominance of the 16-25 years age group.

The community nursing staff of health visitors, district nurses and midwives is now attached to the general medical practices and works to the doctors' lists within the City instead of within districts. The impact of this attachment is shown on the growth of the home nursing load, and its preponderance of elderly patients.

Future integration under a re-organised national health service has been foreshadowed also by the development of training in the ambulance service which now includes training within the district general hospital, in our case, the local Kent and Canterbury Hospital.

Environmental health will remain a subject of importance to, if not the most important concern of local government after re-organisation. It is of present importance also and the Chief Public Health Inspector's report emphasizes the span of concern. He has avoided mention of the environmental hazard that can arise when a sewage treatment plant "plays up" and this problem was still with us when this report was being written.

MALCOLM S. HARVEY
Medical Officer of Health

Comparison with rates for England and Wales after adjustment

England and Wales 1971	Canterbury 1971	Adjustment factor	
16.0	14.0	1.07	Birth Rate
11.4	9.1	0.81	Death Rate
13.0	15.0	—	Stillbirth Rate
14.0	10.0	—	Infant Mortality Rate
13.0	4.0	—	Pre-natal Mortality
21.0	16.0	—	Perinatal Mortality Rate

ANNUAL REPORT 1971 – CITY OF CANTERBURY

The increase in local births continues and we are back to the 1967/68 level. The peri-natal mortality rate has held to its low level and the decline in infant deaths continues. These figures substantiate the progress that has been achieved in the special care of the premature baby, and the early recognition of ante-natal hazards.

Vital Statistics	1971	1970	1969	Mean 1967/1971
Population Mid-Year	35,530	33,150	33,140	33,504
Area in acres	4,810	4,810	4,810	No change
Inhabited dwellings 1st April 1972	11,278	11,192	11,067	
Persons per dwelling	3.15	2.95	2.99	3.04
Live births	483	461	441	471
Live and stillbirths	489	463	448	477
Illegitimate live and stillbirths	36	58	46	43
% of total	7.3	12.3	10.2	9.27
Total deaths	398	421	414	410
Infant deaths	3	9	7	8.6
Statistical Rates (unadjusted)				
Birth Rate per 1,000 population	13.6	13.9	13.3	14.06
Death Rate per 1,000 population	11.2	12.7	12.5	12.26
Infant Mortality per 1,000 live births	6.0	20.0	16.0	18.2
Stillbirths per 1,000 live and stillbirths	12.0	4.0	16.0	12.36
Perinatal Mortality rate	16.0	17.0	27.0	23.4

Comparisons with rates for England and Wales after adjustment

	Adjustment factor	Canterbury 1971	England and Wales 1971
Birth Rate	1.07	14.6	16.0
Death Rate	0.81	9.1	11.6
Stillbirths Rate	—	12.0	12.0
Infant Mortality Rate	—	20.0	18.0
Neo-natal Mortality	—	4.0	12.0
Perinatal Mortality Rate	—	16.0	22.0

Registrar General's Child Population Estimate 1971

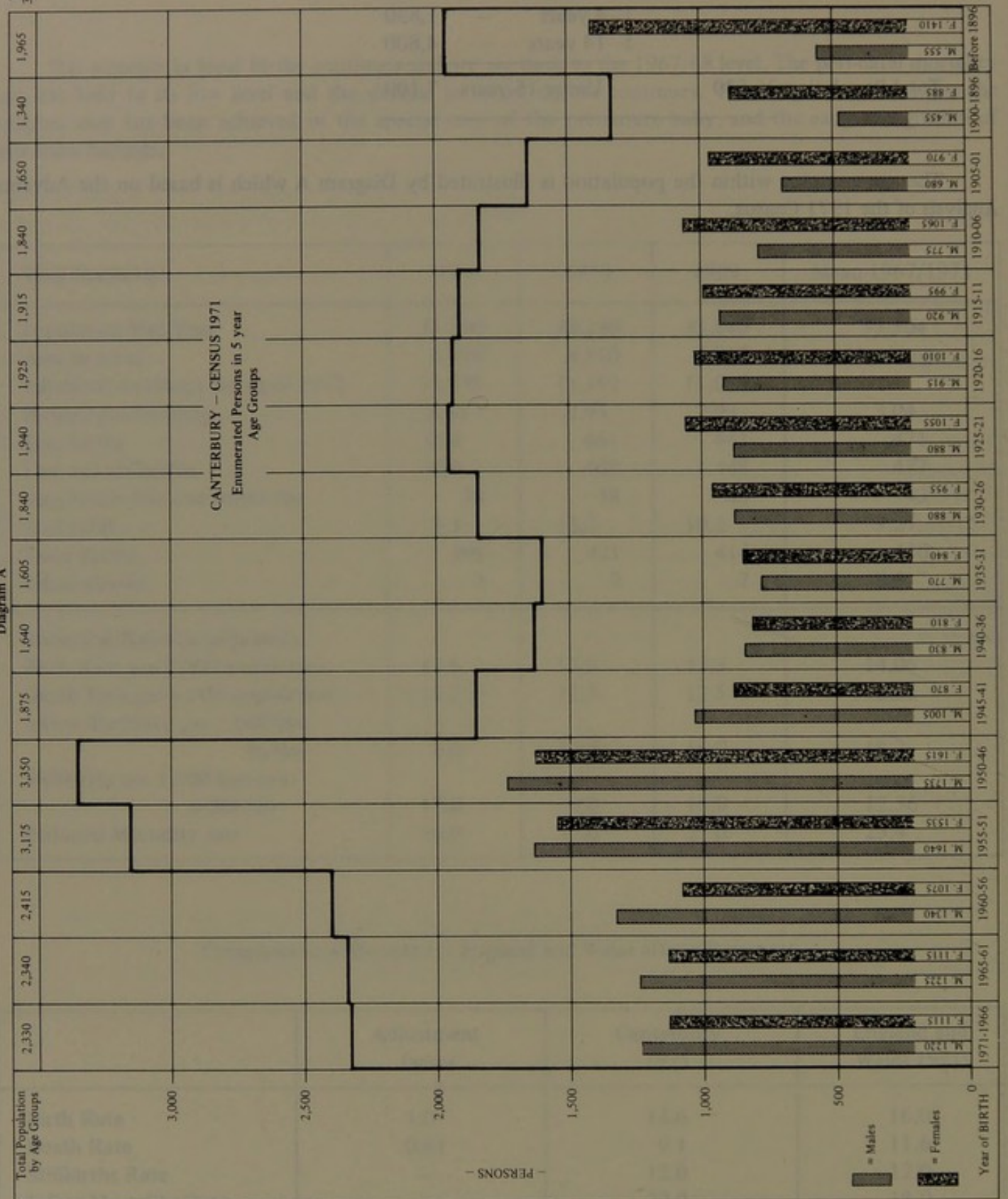
Under 1 year	-	470
1-4 years	-	1,830
5-14 years	-	4,800

Total Population	35,530	Under 15 years	7,100
------------------	--------	----------------	-------

The age grouping within the population is illustrated by Diagram A which is based on the Advance Analysis of the 1971 Census.

Diagram A

Total
33,150



1971 Total Deaths	DEATHS BY CAUSE	MALES by age groups						FEMALES by age groups						Pre- vious Year Total 1970	
		All	Under	1-14	15-64	65-74	75+	All	Under	1-14	15-64	65-74	75+		
			1						1						
1	Tuberculosis, Resp: late effects	1				1									-
-	Other Infective/Parasitic Dis's.	-													1
90	Malignant Neoplasms - All Forms	47						43							78
2	Oesophagus	1			1			1				1			-
11	Stomach	7			2	3	2	4					4		10
18	Intestine	10			4	2	4	8			1	3	4		6
15	Lungs & Bronchus	10			2	5	3	5			2	2	1		18
2	Breast	-						2			2				13
4	Uterus	-						4				3	1		3
6	Prostate	6			1	1	4	-							3
5	Leukaemia	1			1			4			3		1		1
27	Other Malignant Neoplasms	12		2	4	2	4	15			1	6	8		24
1	Other Endocrine Diseases	-						1			1				-
-	Benign and Unspec. Neoplasms	-						-							1
-	Diabetes Mellitus	-						-							2
1	Anaemias	1					1	-							-
-	Other Diseases of Blood	-						-							1
2	Mental Disorders	-						2				1	1		1
1	Other Diseases of Nervous System	1			1			-							2
3	Chronic Rheumatic Heart Disease	2			2			1			1				2
14	Hypertensive Disease	5				2	3	9			1	1	7		8
93	Ischaemic Heart Disease	53			18	15	20	40			7	10	23		101
38	Other forms of Heart Disease	7				3	4	31			1	1	29		35
51	Cerebrovascular Disease	13			3	1	9	38			5	12	21		55
13	Other Diseases of Circulatory System	4				1	3	9			2	2	5		18
1	Influenza	-						1					1		5
31	Pneumonia	9			2	1	6	22			1	4	17		35
24	Bronchitis & Emphysema	18			7	3	8	6			2	4	4		22
1	Asthma	1					1	-							-
2	Other Diseases of Respiratory System	1					1	1	1						3
2	Peptic Ulcer	1				1		1					1		6
1	Intest. Obstruction & Hernia	-						1					1		1
-	Cirrhosis of Liver	-						-							1
3	Other Diseases of Digestive System	1					1	2				1	1		5
1	Nephritis & Nephrosis	-						1			1				1
-	Hyperplasia of Prostate	-						-							2
4	Other Diseases Genito Urinary System	-						4				3	1		4
-	Diseases of Skin, Subcutaneous Tissue	-						-							1
2	Diseases of Musculo-Skeletal System	1					1	1					1		1
1	Congenital Anomalies	-						1					1		3
-	Birth Injury, Diff. labour etc.	-						-							4
2	Other causes Peri-natal Mort.	2	2					-							1
1	Symptoms and ill defined conditions	1					1	-							4
4	Motor Vehicle Accidents	3		1	2			1			1				8
8	All other Accidents	5			2	1	2	3			1	1	1		5
2	Suicide & Self-Inflicted Injury	1			1			1					1		2
-	All other External Causes	-						-							2
398	Total All Causes	178	2	3	53	42	78	220	1	-	30	54	135		421

COMMUNITY HEALTH SERVICES

Staffing Structure

The medical structure is closely linked with other health services. Full time staff is limited to the Medical Officer of Health and Deputy and the Principal Dental Officer and his second Dental Officer. The rest of the medical staffing of services is by sessional medical officers drawn from the General Medical Services in the City. The Medical Officer of Health and Deputy are also concerned with the School Health Service in which general practitioners are used sessionally, and with District Medical Officer of Health functions to five District Authorities outside the City. The Medical Officer of Health acts in relation to the Hospital Services as honorary consultant in epidemiology and is a Member of St. Augustine's Hospital Management Committee. The Deputy Medical Officer of Health is a member of the Medical Advisory Committee of St. Augustine's Hospital and the Medical Officer of Health has similar links with the Canterbury Group through the Medical Executive Committee structure. The Child Guidance Clinic functions under the medical leadership of Dr. Fraser, Consultant Psychiatrist, provided for this service by the Regional Hospital Board; and Dr. Appleyard, Consultant Paediatrician, has developed close links with the Health Department on Child Health services. Co-ordination and integration are a reality in and from the City.

In the Nursing Services the staff is now established "according to Mayston" with a Director of Nursing Services, Miss Grey, managing health visiting, midwifery, and district nursing services, from an office in 3a Marlowe Avenue. Training of others for "first line" management is under way.

All community nurses are attached to general practices and in addition it has been found essential to have a Health Visitor to be concerned with newcomers or travelling families who have not yet registered with a local doctor.

The Community Nursing Staff at the end of 1971 comprised—

Director of Nursing Services	1	Health Visitors	6 $\frac{1}{3}$
		District Midwives	3
		District Nurses	7 full-time 1 holiday relief
		Nursing Assistants	6 part-time
		School/Clinic Nurse	1
		S.E.N. attached	1

The load on the District Nurses caused concern in the early autumn through the unabating increase in elderly cases. Work analysis was carried out for each District Nurse and this confirmed the nurses' own views that relief in duties not requiring the greater skills would meet the present need. The Council therefore increased the staff of Nursing Assistants from 3 part-time to 6 part-time helpers. The work of the Nursing Assistants is both rewarding and hard in that they assist the District Nurses with the "heavies" as well as the bathing cases. For this reason part-time employment is more suitable.

Attention was also given to the involvement of Health Visitors in unproductive work, as well as to the need for the peripheral child health clinic centres, now that the health visitors were attached to the doctors' surgeries and could develop well-baby clinic activities there. As the result of a preliminary survey a further detailed survey of home area of mothers and clinics attended was mounted and eventually led to the closure of the peripheral clinics in the following year, concentrating child health services on the one central clinic and the well-baby clinics in family doctors' surgeries.

**Statistics concerned with Community Health Services
Health Visiting**

Table of visits made (excluding school health visiting)–

Category	First Visits	Total Visits
Infants born in 1971	491	2,102
Children born 1966/70	1,843	5,234
Expectant mothers	142	201
Elderly persons over 65 years	98	284
After Care, Inf. Disease, Home Accidents, etc.	351	918
Tuberculosis Households	7	91
Registered Child Minders	15	32
Registered Play Groups	13	55

The health visitor for tuberculosis also attended 42 Chest Clinic sessions, 40 Mantoux testing sessions, 10 contact B.C.G. Clinics and made 155 visits of enquiry or supervision.

Child Health Clinic Attendances

	Age Group	Central	Wincheap	Reed Ave.	London Road	St. Stephen's	Totals
On Clinic Register	Under 1	219	100	–	54	51	424
31.12.70	1–5 years	385	133	–	153	120	791
On Clinic Register	Under 1	234	47	28	40	32	381
31.12.71	1–5 years	413	165	60	108	108	854
Number of Children attending	Born 1971	249	48	26	42	34	399
	Born 1970	204	60	26	73	52	415
	Born 1966/69	146	49	33	85	69	382
Attendances by Children	Born 1971	1,468	328	203	346	267	2,612
	Born 1970	1,164	427	143	396	244	2,374
	Born 1966/69	597	258	114	251	238	1,458
Total Attendances:–							6,444

Clinic Doctors' Consultations:

Children born 1971	512
Children born 1966–70	1,089
Total	1,601

Observation List

This stood at 174 cases at the end of 1971.

Prematurity

Premature Birth was recorded in 27 births, all in hospital.

Congenital Malformation

This was recorded in 15 Canterbury babies, the cases being as follows:

Central Nervous System defects 3; Alimentary Tract defects 1; Heart and Blood Vessels 1; Uro-genital System 2; Defects of Limbs 5; Other systems (Skin defects in all cases) 3.

Priority Dental Care

See the Report of the Principal Dental Officer, page 46.

Health Education

The health education programme continued to be based mainly on the advice given personally or in group talks by the health visitor in her home visits, child health clinic work and school health work. Our specialist health visitor in health education unhappily reached retirement age and could not be replaced immediately, for there is a special gift in displaying the message, in giving talks to groups and in "thinking health education." This flair applies to midwifery and district nursing staff also, for sharp observation of the risks can do much to prevent home accidents by putting in a word of advice where needed at the time of a home visit. We continue to use health education material available through the Health Education Council. No doubt, under the larger re-organised area health authority the health education function will be developed by specialist officers preaching the gospel of health promotion, prevention of accidents and home safety through joint action with the Educationalists and through captive audiences and health centres. But it will still be the greater work that is done by the worker in contact with the family, or the household, and every message must be channelled that way.

Training

The policy of in-service training by attendance at refresher courses continued, and facilities up to the tolerance level were given to the nurse training schools at Canterbury and St. Augustine's Hospital to attach student and pupil nurses. Medical, nursing and administrative staff all contributed to training courses in hospitals and Technical Colleges.

Midwifery

The staff of 3 domiciliary midwives is fully employed despite the growing percentage of hospital deliveries, because many of these are discharged early in the lying-in period, and the "domino" scheme is growing in popularity and the contribution it makes to maternal care and welfare. By this scheme the midwife goes in to hospital with the mother when labour starts, delivers her in a labour room provided for such cases and as soon as the mother is safely delivered and settled, sees to the mother's return home with baby for completion of lying-in at home.

The 3 midwives made 4,488 attendances on mothers and 669 visits to clinics during the year.

Mothers delivered at home	71
Early Hospital discharges	117
Visits	891
Domiciliary visits otherwise than above	3,597
(Home deliveries outside the City boundary – 10. Early Hospital Discharges outside the City 6, included in figures above.)	
Analgesia: Entonox	50
(Dr. present 14)	
Pethidine products	54
(Dr. present 16)	
Emergency hospital admissions	Nil
Stillbirths	Nil
Premature births on district	Nil

Ante-natal care and Preparation for Motherhood

Clinical ante-natal care is centred on doctors' surgeries and the Health Department concentrates on supportive care and health education through Mothercraft Classes, Relaxation Classes, Sewing Classes, and Dental Care.

The staff involved are:

Mothercraft	—	Health Visitors and Midwives
Relaxation	—	Physiotherapist
Sewing Class	—	Technical College External Instructor
		Winter & Spring terms (Summer term continues as Mothers' Sewing Club).
Mothercraft	—	47 sessions – 219 mothers attended.
Relaxation	—	47 sessions – 224 mothers made 1,203 attendances.

The film "To Janet a Son" is shown to an audience of mothers and fathers.

Live births notified in 1965–1971

	1965	1966	1967	1968	1969	1970	1971
Home delivery	129	126	114	102	70	76	61
Hospital delivery	1370	1405	1478	1560	1538	1639	1745
	<u>1499</u>	<u>1531</u>	<u>1592</u>	<u>1662</u>	<u>1608</u>	<u>1715</u>	<u>1806</u>

Place of births to Canterbury mothers 1965-1971

	1965	1966	1967	1968	1969	1970	1971
Domiciliary Practice (City)	129	129	112	102	70	76	61
Kent and Canterbury Hospital	338	328	294	361	353	362	397
Private Domiciliary Practice	Nil	Nil	Nil	Nil	Nil	Nil	Nil
Military Families Hospital, Shorncliffe	26	23	25	8	Nil	Nil	Nil
St. Helier's Maternity Home, Tankerton	23	21	16	12	9	4	6
Elsewhere	6	9	5	6	4	1	2
	<u>522</u>	<u>507</u>	<u>452</u>	<u>489</u>	<u>436</u>	<u>443</u>	<u>466</u>

Stillbirths: at home - Nil In Hospital: 8

Welfare Foods

We receive much help from the W.R.V.S. members in dealing with Welfare Food Sales at outlying clinics, and provide a main store and distribution centre at the Central Clinic. The decline in acceptance of Welfare Foods, except for Orange Juice, which is appreciated as a convenient and stable source of Vitamin C, is shown in the following table. Vitamin Drops were introduced during the year.

	1971	1970	1969	1968	1967
National Dried Milk (tins)	717	927	1124	1553	2383
Orange Juice (Bottles)	11661	11301	10205	9475	9834
Cod Liver Oil (Bottles)	128	379	379	480	449
Vitamin A & D Tablets (packets)	448	463	463	517	570
Vitamin Drops	1070	-	-	-	-

Family Planning

The local branch of the Family Planning Association is given facilities and accommodation to provide a service from the Central Clinic. The Council gives a grant based on Medical and Social cases from the City who receive advice and aid through this clinic. The clinic is staffed by general medical practitioners and nurses who have received special training in the subject.

Unmarried Mothers

The social care of unmarried mothers will in future pass to the Social Services Department. It was still the concern of the Health Department and was exercised through the Social Workers of the Diocesan Council for Social Work and the Southwark Catholic Rescue Society.

Case Work visits	13
Hostel admissions	3
Illegitimate births	36 (as Registered, but some are born within a co-habiting situation and not truly cases of single-handed mothers).

Home Nursing

In an attempt to define the source of the continuing load on the Home Nursing Service diagrams B and C are included. Diagram B shows that year by year the case load is increased by long term nursing cases carried forward from the previous year. Attachment to General Practices has allowed an increase in treatments at Surgery, but although this may have cushioned the increased load it has hardly slowed it.

Diagram C shows that the increase in visits, Quarter by Quarter over the last 4 years, has arisen from the increase in visits to cases aged 65 years or over. This must make a significant contribution to the care of the Chronic Sick and do something to limit the load on the Hospital Service for Chronic Sick.

District Nursing 1967-1971.

Cases and Visits

Types of Case	Medical	Surgical	T.B.	Other	Cases Nursed	Over 65	Total Visits	Visits to over 65
1967	523	167	—	5	695	362	15,390	11,266
1968	891	172	4	1	1,068	484	17,760	11,861
1969	883	225	3	1	1,112	522	20,760	14,050
1970	991	331	1	—	1,323	617	22,929	15,984
1971	1,122	389	—	4*	1,515	671	27,442	19,641
1971 Home Surgery	669	244	—	4*	917	541	26,085	19,256
	453	145	—	—	598	130	1,357	385

*Infectious diseases

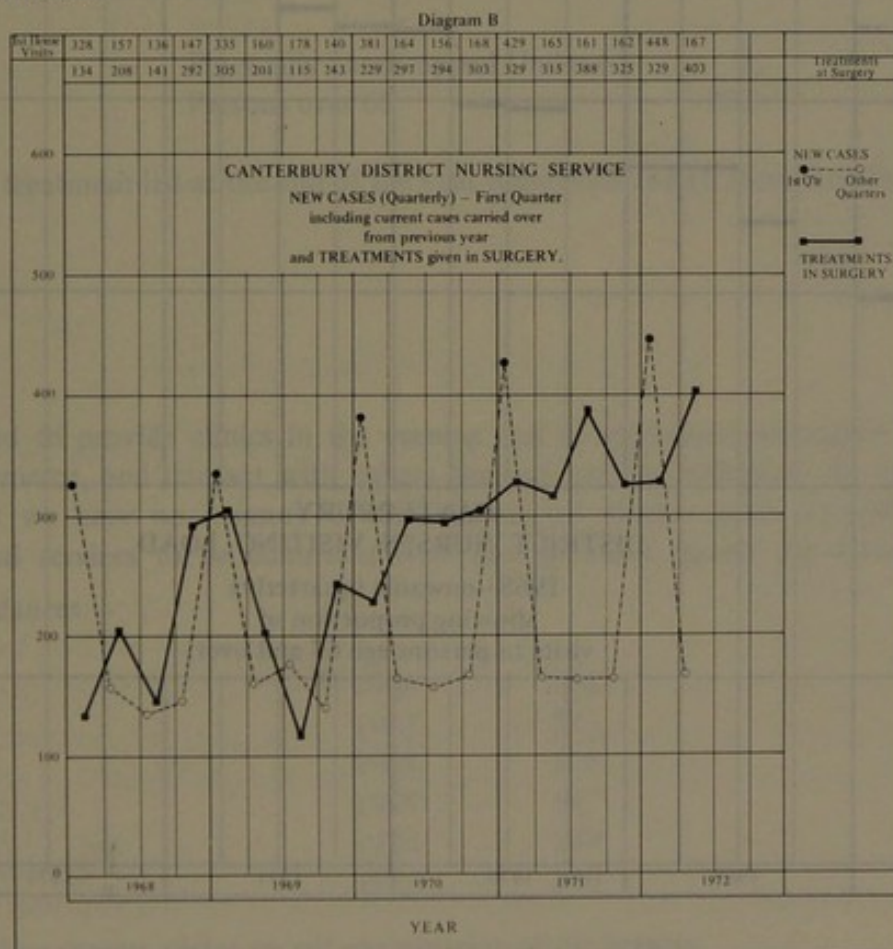
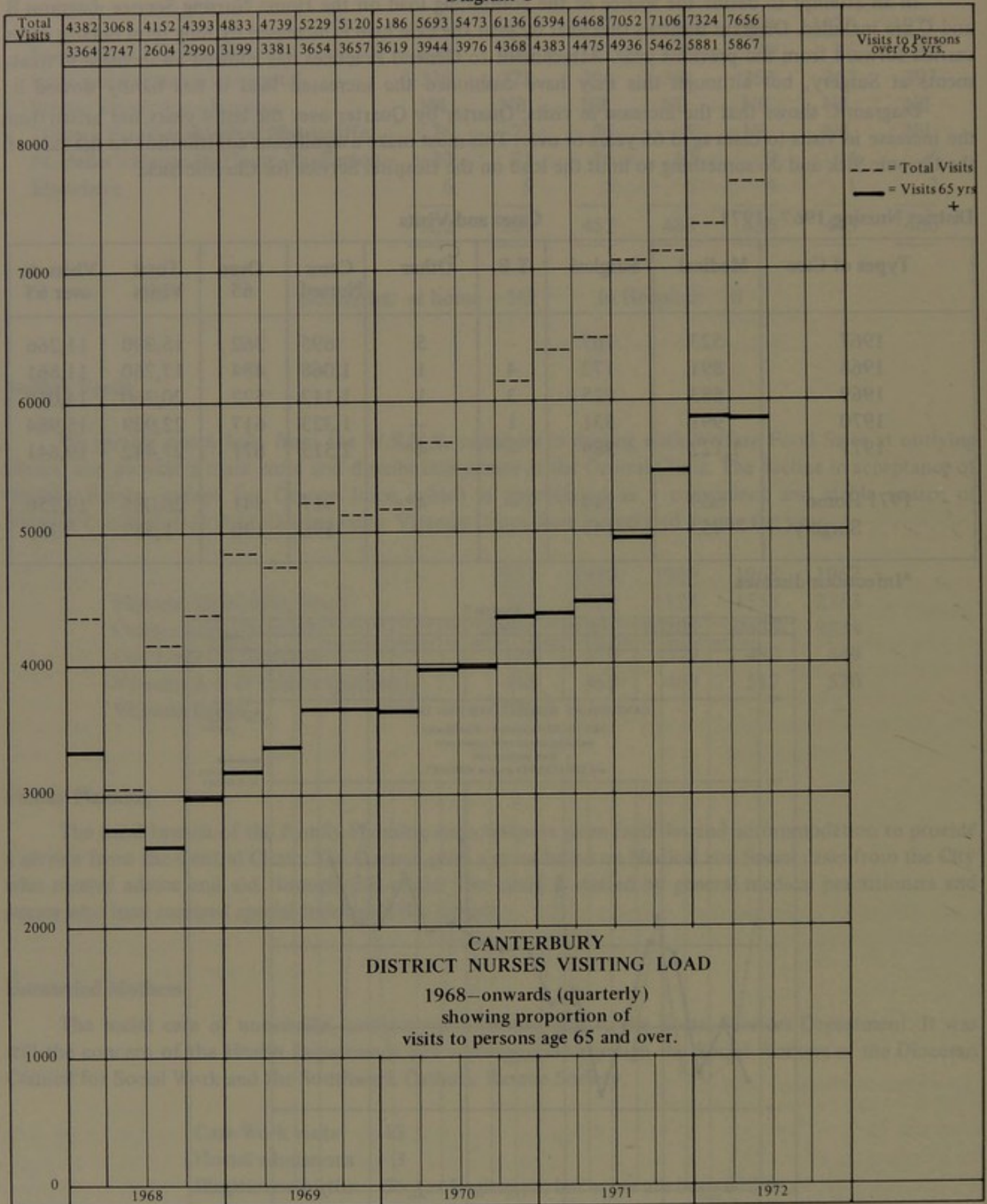


Diagram C



The nurses attended 54 children under school age, 11 at home and 43 in surgery. Patients receiving more than 24 visits in the year number 268. The patients on the books at the end of the year numbered 235 medical and 52 surgical.

Foul Laundry Service

This service dealt with 219 bundles of laundry from chronic sick incontinent patients at home.

Greater use was made of incontinence pads available through the Central Clinic which reduced the demand on the Foul Laundry arrangement. The foul laundry is cleansed and laundered at Nunnery Fields Hospital laundry.

Chiropody Service

The service continued on the existing basis with no change made in the basis of charge, although costs to the local authority increased.

The number of Domiciliary treatments given was 525 and surgery treatments 488; total 1,013.

The new referrals amounted to 55 cases, with 237 under treatment during the year.

These cases were classified as:-

Physically handicapped Under 65	5
Persons over 65	232

Cases on the treatment list at the end of the year numbered 268 (6 more than in 1970).

Cervical Cytology

We continued to provide clinics in the evening and to encourage attendance by co-operation with industry and commerce, and contact with others through persons attending the clinic. The response is disappointing, but we have no measure of the number of persons being screened through the family doctors or hospital services to be compared with any accuracy against the relevant local population.

Clinic attendances:-

1966	-	668
1967	-	523
1968	-	176
1969	-	147
1970	-	149
1971	-	240

Those attending receive advice on self-examination of the breasts.

OLD AGE

Accommodation of a special nature provided in the City:

Council Units	Wardened	Unwardened	Total
Bungalows	186	16	202
Flats	202	8	210
	Wardened	Unwardened	Total
	Places	Places	Places
Old Persons Homes	65	—	65
Almshouses	46	27	73
Registered Private O.P.H.	4	—	4
	115	27	142

Compulsory Admission into Care (*Sect. 47 National Assistance Act 1948*)

No cases.

Physically Handicapped

There were 88 persons registered with the Welfare Officer as physically handicapped.

Blind and Partially Sighted Persons

Eighteen cases were added to the Register during the year.

Condition present	Cataract	Glaucoma	Myopia	Others	Total
No treatment recommended	3	—	—	10	12
Treatment needed	3	4	1	1	9
Treated on follow-up	1	2	—	1	4 \emptyset

\emptyset In addition 2 died, 1 moved out of area.

We observe our interest in the cases on the register by a periodic enquiry by home visit (Health Visitor) or through the Social Services Department Visitor to the Blind.

Voluntary Services in support of local health services

The W.R.V.S. in addition to the aid given in Child Health Clinics, provide help in kind through their clothing store to families referred by the Community Nurses and in particular by the Health Visitors.

The Citizen's Advice Bureau has become a focus for guidance of the worried or puzzled to the sources of help, and the liaison with the Health Department over personal, general or environmental health problems is close.

The Alford Aid Society is both a help in itself to families in need of after care and other help in case of illness but is the local agent of a number of voluntary aid societies for special problem groups or special causes.

Nursing Homes and Nurses Agencies

There is only 1 private nursing home in the City (6 beds) and 1 Nurses Agency is registered.

Ambulance Service

At the end of 1971 the Canterbury Ambulance Station strength in manpower and vehicles was as follows:

Control: Station Officer 1; Deputy Station Officer 1;
Assistant Station Officer 1; Ambulancemen 36,
Vehicle strength 16.

USE MADE OF AMBULANCE SERVICE OVER FIVE YEARS TO 1971

	1967	1968	1969	1970	1971
Total patients carried	43,422	46,243	48,810	46,784	48,426
Outpatients	37,869	40,544	42,603	40,595	41,416
Admissions, Transfers Accidents, etc.	5,553	5,699	6,207	6,189	7,010
Mileage	181,947	188,969	214,700	219,425	220,535

Hospital Car Service

	1969	1970	1971
Patients carried	270	344	536
Mileage	16,148	19,727	29,297
Average Miles/patient Hospital Car Service	60	57	55
National Health Ambulance Service	4.39	4.69	4.55

Vaccination and Immunisation

Vaccinations Against Smallpox, 1971

Primary Vaccination	Under	1-3 years	3-5 years	5-15 years	Adults
At Clinic	—	58	—	—	—
By Gen. Med. Practitioners	4	176	12	10	17
Re-Vaccination					
At Clinic	—	—	3	46	1
By Gen. Med. Practitioners	—	1	17	86	107

Routine Smallpox Vaccination has now been discontinued as a policy, but is given where requested because of likelihood of a family moving into a smallpox endemic area, commonly requested in Services families.

Primary Immunisation against Diphtheria, Whooping Cough, Tetanus, Poliomyelitis and Measles, 1971

Completed Primary Course	Born in 1971	1970	1969	1968	1964-1967	Others Under Age 16	Total
Diphtheria	58	262	41	6	15	1	383
Whooping Cough	58	261	39	4	8	—	370
Tetanus	58	262	41	7	16	87	471
Poliomyelitis	53	279	44	7	13	6	402
Measles	—	142	86	49	37	3	317
Rubella	—	—	—	—	—	165	165

Reinforcing Doses	Born in 1971	1970	1969	1968	1964-1967	Others Under Age 16	Total
Diphtheria	—	14	25	18	372	24	453
Whooping Cough	—	13	21	18	203	15	270
Tetanus	—	14	25	20	385	324	768
Poliomyelitis	—	6	15	8	356	219	604

B.C.G. Vaccination 1970

L.E.A. schools and older age groups (students and public schools).

Skin Tested: 759 Positive: 48 Negative: 711 B.C.G. Vaccinated: 711

B.C.G. vaccination is carried out also at the Chest Clinic for contacts.

Contacts tested: 133 Found positive: 54 Negative: 72 Vaccinated: 55

Infectious Diseases Tables

Cases Notified during 1971

Disease	Age Group											Quarterly Incidence				
	Age Un-known	Under 1	1-2	2-3	3-4	4-5	5-9	10-14	15-24	25+	Total	1st	2nd	3rd	4th	Total
Measles	—	9	10	8	26	22	47	6	2	—	130	28	83	17	2	130
Scarlet Fever	—	—	—	1	—	—	1	—	2	—	4	1	—	2	1	4
Whooping Cough	—	5	1	1	3	—	10	—	—	—	—	1	15	3	1	20
Dysentery	—	—	—	1	—	—	—	—	—	—	1	—	—	1	—	1
Food Poisoning	—	—	—	—	—	—	—	—	—	—	—	—	—	—	—	—
Infective Jaundice	—	—	—	—	—	—	—	—	—	1	1	1	—	—	—	1
Acute Meningitis	—	1	1	—	—	—	—	—	—	—	2	—	—	—	2	2

Tuberculosis

The T.B. register now stands at 82 cases, 38 male and 32 female cases of disease of the lungs and 7 male and 5 female non-pulmonary cases. In the 1963 Annual Report 25 years' incidence of Pulmonary Tuberculosis was given, and the figures for the following 7 years from 1965 onwards are now provided.

Cases of Tuberculosis Notified

	Age Group							Quarterly Incidence				
	Under 5 years	5-14	15-24	25-44	45-64	65+	Total	1st	2nd	3rd	4th	Total
Tuberculosis Respiratory	—	—	1	—	2	1	4	4	—	—	—	4
Other forms	—	—	—	—	—	1	1	—	—	—	1	1

	1965	1966	1967	1968	1969	1970	1971
Tuberculosis: Pulmonary	5	5	3	8	5	3	4
Non-Pulmonary	—	2	—	2	—	1	1

With an open Chest X-ray session still held regularly at the Chest Clinic in 1971 the M.R. Unit only visited at the University and nearby mental hospital.

Laboratory Services

Public Health Laboratory – Preston Hall, Maidstone.

Public Analytical Laboratory – South Eastern Laboratory, 1 New Dover Road, Canterbury.

Pathological Laboratory Service – Kent and Canterbury Hospital Laboratory and Preston Hall, Maidstone.

Venereal Diseases

The trend in the increase of venereal diseases steadied and for the first time for a number of years there was no increase in cases attending for examination.

Other Matters

Troubles arising from the new sewage treatment plant continued to provide an intermittent environmental hazard to the eastern sector and nearby rural area. This has proved frustratingly difficult to improve in a topography that tends to produce atmospheric inversions.

Water Supply

There were no complaints of water shortage. The supply provides a safe chalk water of moderate hardness and a fluoride level of between 0.05 p.p.m. and 0.1 p.p.m., too low for full benefit to dental development.

Mortuary

There is no public mortuary provided by the City, but good facilities are provided in the Kent and Canterbury Hospital mortuary.

Social and Welfare Services

In the course of the year the social work for mentally ill and mentally subnormal and the home help service became the concern of the Social Services Department, as did the duties under the Nurseries and Child Minders Regulations Act. However it was clear and fully accepted that it would take some time for the Social Services Department to establish itself both in accommodation and staffing, and therefore these services have continued to operate from the Health Department. The Director of Nursing Services has also continued to exercise responsibility under the Nursery and Child Minder Regulations Act for supervision and inspection of Play Groups and Child Minders, with registration procedure carried out by the Health Department on behalf of the Social Services Director.

This continuing concern has ensured that the services did not suffer from the administrative changes and inevitable difficulties.

Home Help Service

Hours of Service Given

	1971	1970	1969
Total Hours	43,648	43,935	45,098
Hours worked in Homes	35,268	33,823	34,925
Travelling time, sickness & Holidays	8,380	10,112	10,173
Average weekly hours for each case	3 hrs. 22 mins.	3 hrs. 25 mins.	3 hrs. 18 mins.

Number of New Cases visited to assess need = 202

No. of new cases given Home Help	Hospital Discharge and other cases returning home	Maternity and other enquiries		No service provided			Cases Refusing Home Help		Total
				Had Private Help	Going away or in to Hospital	Not qualified to have Home Help	Over 65	Under 65	
		Mat.	Other						
107	24	10	18	7	9	3	19*	5	202

* Of these refusals 9 eventually agreed to help.

STAFF – 2 Full-time, 35 Part-time

Cases carried over from 1970 – 211; New cases in 1971 – 107; Cases carried forward to 1972 – 233.

Types of Cases

All types age 65 and over	Cases under 65 years				Others	Total
	Family Care	Chronic Sick	Mentally Disordered	Maternity		
277	2	19	2	8	10	318

MENTAL HEALTH SERVICE

Referrals for admission to Hospital by M.W.Os.

	Sec. 29	Sec. 25	Sec. 26	Sec. 60	Inf.	Total
Male	15	4	Nil	Nil	12	31
Female	19	7	Nil	Nil	13	39
					Total	70

12 cases were referred in which no admission was made.

AFTER-CARE SERVICE

35 new cases were referred for home after-care, and a total of over 1,270 visits were paid to 67 persons and their families.

MENTAL SUBNORMALITY

New cases referred	7
Cases deleted from register	2
No. of persons on register as at 31.12.71	32 male 20 female
					52

A total of 191 domiciliary visits were made to families with mentally handicapped children.

ADULT TRAINING CENTRE

The Adult Training Centre is a very satisfactory building and functional unit, but it became clear that the demand for places in the next ten years was going to be much greater than the Centre can accommodate. It was therefore decided to promote a scheme for increasing its size, which in the long term would need to be doubled to 80 places.

Nurseries and Child Minders Regulation Act 1948

At the end of 1971 there were 10 Pre-School Play Groups offering a total of 281 places. Where these were run by Voluntary Committees the Council gave a grant and £583 was distributed in support of these Groups.

There were 20 Child Minders providing a total of 63 places.

Category	Number of Places	Total
Pre-School Play Groups	281	
Child Minders	63	
Total		344

REPORT ON THE ENVIRONMENTAL AND FOOD INSPECTION SERVICE IN 1971

Public Health Department,
Canterbury.

Mr. Mayor, Ladies and Gentlemen,

I have pleasure in submitting a report on work carried out under the above in 1971.

Before dealing with local conditions I should like to say how stimulating it must have been to the country's public health inspectors in 1971 to have noticed the upsurge of interest in improving the environment. This topic has been discussed almost daily in the national press and has provided material for countless articles in magazines and journals. It has even been more encouraging to observe those in other local authority departments joining in this interest. I sincerely hope that all the newcomers to the idea of improvement of the environment will keep up the pressure. Perhaps this will result in a speedy alteration for the better in our living conditions in areas where the voices of the public health inspectors of Britain have been crying in the wilderness. It would be most unfortunate if the words "improvement of the environment" proved to be no more than a temporarily fashionable catch-phrase, fading into oblivion along with the "wishful thinking" of a few years ago.

It is pleasing to hear of more food manufacturers showing an interest in the open dating of packaged food. This will require a closer watch by the retailer to avoid overstocking, but it should reduce the number of consumer complaints which increases each year.

This is the last report in the series which began when I came to Canterbury in 1946 and I should like to acknowledge my indebtedness to the members of the present Council and to previous members who have helped me in my efforts to improve public health.

T. L. MARTIN
Chief Public Health Inspector

General Statistics

Complaints received and investigated 389

	Houses	Food Premises	Offices Shops	Factories
Number of visits	2,275	1,569	350	11
Informal Notices sent	57	38	34	—
Formal Notices sent	5	—	—	—

Prosecutions:—

Mouldy fruit pie	Fined £50 and £5 costs.
Mouldy steak pie	Fined £40 and £5 costs.
Bread containing metal screw Fined £75.
Biscuit containing wire	Fined £25 and £10 costs.
Tin of stewed steak containing piece of bovine cheek	Fined £50.

Warning letters were sent in respect of:—

- Tin of broad beans containing dead caterpillar.
- Steak and kidney pie containing renal calculi.
- Fish cake containing piece of aluminium.
- Three sliced loaves in a mouldy condition.
- Tin of minced beef and onions containing a small piece of hide.
- Machine grease in a loaf.
- Tin of stewed steak containing a piece of ferrous metal.
- Tin of chopped ham and pork of foreign manufacture found to contain a stain of oily suspension of iron particles.
- Steak and kidney pie containing part of metal clip from a meat label.
- Packet of Italian pasta in a mouldy condition.

Housing Acts

Number of new houses/units erected in 1971

(1)	By the Council	158
(2)	By private enterprise	136
		294
	Houses demolished	12
	Net Increase ..	282

Number of houses in respect of which:—

(a) Demolition Orders were made	—
(b) Closing Orders were made	1
(c) Undertakings not to use for human habitation were accepted ..	1
(d) Closing Orders were determined after houses had been made fit ..	9
Houses repaired as a result of informal action	71
Houses repaired after the service of Statutory Notice under the Public Health Act	4
Houses repaired after the service of formal notice:	
(a) by owner	1
(b) by Council in default of owner	—

No case of overcrowding came to light during the year.

There are no common lodging houses in the City.

Unfit Housing Programme

The first list of unfit houses prepared in 1956 contained 622 houses; the second list submitted in 1964 — 149 houses and the third list accepted by the Council in 1970 contained 42 houses, making a total of 813. Seven hundred and fifty one had been dealt with formally by the end of 1971 and 534 had been included in clearance areas.

One hundred and eight houses, mainly single houses or houses in small blocks, which featured on the lists of unfit houses have been modernized in the 1955/71 period and practically all of them were improved well beyond minimum standards.

Fifty-seven properties remain on the lists of unfit houses; sixteen are owner-occupied and five are vacant.

While it may be said that the fifty-seven houses are unfit they are not in a dangerous condition, nor are they very seriously unfit. Most of them are occupied by elderly people who appear to be satisfied with their homes and as practically all available Council houses are at the present time being used to re-house tenants of prefabricated bungalows, action on unfit houses is being slowed down. A watch is being kept on these houses and action will be taken if conditions alter to the detriment of the occupiers. I am now of the opinion that the best employment of the public health inspectors in the housing field is in the modernization of the older houses.

In the fifteen year period 1955—1971, 1,511 persons have been re-housed by the Council from houses dealt with under the Housing Acts.

Improvement Grants

The applications for Improvement Grants are investigated and the houses are inspected to ascertain state of repair. Seventeen houses were inspected and in every case the owner was asked to carry out repairs.

Eighty-nine applications for Standard Grants were received as follows:—

Owner occupied houses

Normal grants	28
Higher grants for bathroom extensions	31

Rented houses

Normal grants	15
Higher grants for bathroom extensions	15

The Standard Grant scheme is administered by this Department and the authority given by the Council for me to approve grants where the statutory conditions are fulfilled has reduced the time between application and approval to a minimum. Approval is usually given within a fortnight.

£19,966.76 was paid by the City Council for Standard Grants during 1971.

Thirteen written applications from tenants for the Council to enforce modernization of the houses were received.

It is estimated that there are 750 houses in the City still lacking baths and indoor W.C.s etc. A survey was begun during the year to identify these properties and to remind the owners and tenants of the grants available.

Qualification Certificates

Forty-six applications were received from owners of rent controlled houses for the tenancies to be converted to regulated tenancies.

Houses said to satisfy the conditions (i.e. possess essential amenities and be in a good

state of repair)	35
Qualification certificates issued	20
Applications in progress at end of year	3
Houses found to be let on a regulated tenancy, i.e. let after the 6th July 1957	4
Houses without essential amenities	3
Premises used for business purposes	1
Applications withdrawn by owners	2
Applications refused (owner refused to put house into good condition)	2

Houses which do not have all the essential amenities

Houses found to be let on a regulated tenancy, i.e. let after the 6th July 1957	1
Qualification certifications issued	1
Houses being improved at end of year	9

Water Supply

Every house in the area has a piped supply of town's water inside the house.

The mains provide a very satisfactory supply both as regards quality and quantity.

There is close co-operation between the Mid Kent Water Company and the Public Health Department and anything unusual revealed by the Company's sampling would be disclosed.

The public supply is collected from deep wells in the chalk and it receives a minimal dose of chlorine, more to keep the apparatus in first class working condition for an emergency than because the supply normally requires it.

The total hardness is 280 parts per million of which 243 is temporary (i.e. deposited on boiling).

There is no plumbo solvent action in the town's water and the fluorides, 0.10 parts per million are insignificant.

Swimming Pools

A close watch was again made on all public health aspects of the swimming pools in the area, these comprising eight school pools, the public pool at Kingsmead and the children's paddling pool in Westgate Gardens.

As in the past years most of the problems were in connection with the Westgate Gardens Paddling Pool. For part of the summer the circulation pumps were out of order and the pool had to be closed to the public. It would seem that the equipment at this pool is not capable of meeting the heavy demands made upon it and it is hoped that improvements can be made.

Mention was made in last year's annual report of complaints of eye smarting from bathers and spectators at the newly opened Kingsmead Swimming Pool. At the beginning of the summer a twelve cell ozonator was installed and immediately the complaints of eye smarting were dramatically reduced and many favourable comments were in fact made regarding the improved nature of the air in the pool and spectator areas. The ozonator manufactures ozone and introduces it into the incoming air of the ventilation system. The ozone acts on the chloramines in the air which are a principal cause of eye irritation. Towards the end of the year it was agreed to change the method of correcting the pH of the pool water. The present system used is to dose the water with soda ash which is the traditional method used in pools employing gas chlorination. The proposal is to correct the pH by placing a layer of half burned dolomitic rock on top of the filter beds. Dolomitic rock is composed of calcium carbonate and magnesium oxide, and calcium carbonate being a natural constituent in water is thought to be more suitable for correcting pH than sodium carbonate, soda ash. The advantages claimed for the use of dolomitic rock are that it is cheaper, it only requires attention about once a year when it is renewed and its use reduces complaints of eye irritation.

Generally the school pools did not present many problems during the year except in the case of one school where a new caretaker was appointed and nobody had bothered to see that he was advised on the correct operation of the pool. There is a real need for regular courses of instruction on this subject for school caretakers and other persons involved in the operation of school pools.

Food Supplies

Mr. J. H. A. Marshall, M.A., F.R.I.C., was our Public Analyst throughout the year.

Eight formal samples and eighty-one informal samples were submitted for analysis.

Article	Number of samples	
	Formal	Informal
Milk	2	—
Channel Island milk	2	—
Whisky and gin	4	—
Canned plums	1	3
Canned rhubarb	—	6
Pickles	—	2
Cheese	—	2
Canned fruits	—	8
Sweets	—	6
Anchovy pate and essence	—	3
Tomato paste	—	4
Corned beef	—	3
Boned chicken and jelly	—	2
Canned tuna	—	2
Canned minced beef	—	2
Fruit drinks	—	3
Jelly	—	6

and one each of the following:— chutney, chipped potatoes, fruit pie filling, cream desserts, pork pies, canned vegetable salad, seasoning, curry powder, food colour, frankfurters, sweet pepper corn relish, mayonnaise, beef with beans in sauce, braised liver in gravy, yoghourt, cornish pasties, canned prawns, canned stuffing with sausage meat, smoked roe, full cream evaporated milk, dried fruit salad, angelica, spaghetti sauce, hot relish, vegetable pate with herbs, jam, cheese and onion barrels and pickling spice.

All except eight were satisfactory. The unsatisfactory samples were:—

- (a) Pre-packed uncooked chipped potatoes containing 170 parts per million of sulphur dioxide against permitted maximum of 50 parts. Local authority in whose district the factory is situate informed.
- (b) Canned minced beef with creamed potatoes. Ingredients declared on label not in descending order of magnitude. Canner informed.
- (c) French corned beef containing sodium nitrate and not declared on label. Warning to importer.
- (d) Hungarian canned raspberries containing 7 dead maggots. Warning to importer.
- (e) Canned grapefruit from Mozambique with no English on label or list of ingredients. Warning to importer.
- (f) Vegetable pate with herbs described as rich in vitamins, but amount not disclosed. Warning to importer.
- (g) Dried fruit salad. Ingredients not listed. Warning given.
- (h) Cheese spread containing gritty particles composed of emulsifying salts. Letter to manufacturer.

The average composition of the samples of milk was:

	Fat	Solids not fat
Milk (other than Channel Island milk)	3.82	8.65
Channel Island milk	4.85	9.05
The minimum standards are:		
Milk	3.0%	8.5%
Channel Island milk	4.0%	8.5%

Public Health (Preservatives in Food) Regulations

All the samples in the preceding table were examined for preservatives and two irregularities were discovered (a) and (c) in the list of unsatisfactory samples.

Liquid Egg (Pasteurization) Regulations 1963 etc.

There are no egg pasteurization plants in the City and no samples of liquid egg were obtained in 1971 for the Alpha-amylase test.

Poultry

There are no poultry processing establishments in the City.

Complaints regarding food

During the year forty-eight complaints were received regarding irregularities in food. All the complaints were fully investigated by the Department and as a result five prosecutions were taken:—

Mouldy fruit pie	Fined £50 and £5 costs.
Mouldy steak pie	Fined £40 and £5 costs.
Bread containing metal screw	Fined £75.
Biscuit containing wire	Fined £25 and £10 costs.
Tin of stewed steak containing piece of bovine cheek	Fined £50.

Warning letters were sent in respect of:—

- Tin of broad beans containing dead caterpillar.
- Steak and kidney pie containing renal calculi.
- Fish cake containing piece of aluminium.
- Three sliced loaves in a mouldy condition.
- Tin of minced beef and onions containing a small piece of hide.
- Machine grease in a loaf.
- Tin of stewed steak containing a piece of ferrous metal.
- Tin of chopped ham and pork of foreign manufacture found to contain a stain of oily suspension of iron particles.
- Steak and kidney pie containing part of a metal clip from a meat label.
- Packet of Italian pasta in a mouldy condition.

Our inspections have shown that more retailers of bought-in meat pies and sausages etc. now code these products on receipt. This simple precaution enables the shopkeeper to sell the food in proper rotation; he can check it any time to see that the product is within the maker's recommended shelf life and he is in a strong position to argue with the manufacturer if there has been a delay between manufacture and arrival at his shop.

It appears that more manufacturers are showing an interest in open-dating their products and this is the most effective way to make sure that pre-packed food with a short shelf life can reach the consumer fresh after travelling from a distant factory. Some recent food advertisements refer to food reaching the consumer "in the peak of freshness." Meat pies are at the peak of freshness the moment they leave the oven and such a description only could be applied by a manufacturer who retails pies the same day. Each day after manufacture a pie is undergoing decomposition and unlike wine does not improve by keeping.

Food Hygiene

Type of Premises	No.	No. of premises fitted with wash hand basins to comply with Regulation 16 of Food Hygiene Regulations	No. of premises to which Regulation 19 of Food Hygiene Regulations apply	No. of premises fitted with sinks to comply with Regulation 19	Inspections
Schools and Works Canteens	9	59	59	59	504
Restaurants, Hotels and Guest Houses	109	109	109	109	
Clubs	7	7	7	7	
Butchers	26	26	26	26	236
Bakers and Confectioners	9	9	9	9	74
Grocers	63	63	63	63	303
Fried Fish Shop	6	6	6	6	28
Wet Fish Shop	5	5	5	5	28
Sweet Shops	34	34	—	—	42
Licensed Premises	64	64	64	64	71
Greengrocers	15	15	—	—	118
Dairies	1	1	1	1	16
Other Food Premises	5	5	5	5	55

Number of registered premises:—

Dairies	1
Premises from which bottled milk is sold	52
For the manufacture of ice cream	4
For the sale and storage of ice cream	90
For the preparation of sausages or processed food	39

The number of restaurants and canteens in Canterbury is high compared with other towns of a comparable size in the area. This and the fact that many premises are very old, some as early as the fourteenth century, and have somehow to be brought up to the standard required by the 1970 Food Hygiene Regulations means that a good proportion of the time of public health inspectors is spent on continued surveillance of such premises.

Health Education

Although no special courses were arranged for food handlers during the year the Inspectors lost no opportunity while making routine visits to food premises to mention the important points of food hygiene.

Reference is made previously to agar sausage testing for cleanliness of equipment. This has been found to be most valuable in food hygiene work and the production of the agar slices with visible growths of organisms invariably creates interest, much more it is suspected than remarks about bacterial growths do in talks on food hygiene. It was most disappointing when the preparation of this particular culture medium ceased during the year. So far we have not located a similar product and it will be unfortunate if this very useful aid to the production of clean food has to be abandoned.

Milk

There are three milk retailers in the City and 52 general shops are registered for the sale of pre-packed sterilised, pasteurised and/or ultra heat treated milk.

All the milk sold by retail, with the exception of a few pints of untreated farm bottled milk sold by a producer-retailer, is either pasteurised or sterilised. The untreated milk comes from an adjoining district and, as the authority concerned carries out biological sampling, it is not considered necessary for the Canterbury authority to carry out any testing for the presence of tubercle bacilli and *Brucella abortus*.

One firm using a High Temperature Short Time plant is licensed by the City Council to pasteurise milk. Forty-seven bottles of milk were sampled to check the pasteurising process (Phosphatase Test) and all were satisfactory. Of the forty-seven samples to check the keeping quality at the point of delivery to the consumer (methylene blue test), one of the samples from a vending machine failed the test and an investigation showed the refrigeration unit in the machine to be faulty. Thirty-three samples were satisfactory. The methylene blue test could not be applied to the remaining thirteen samples obtained during the summer months because one of the conditions laid down by the Regulations had not been satisfied. It was found that the atmospheric shade temperature in the laboratory where the milk bottles were kept overnight for testing the following day had exceeded 70°F during the period and consequently the tests were void.

No milk is now brought in churns from farms to the dairy in the City and the Department has an arrangement with the Kent County Council who carry out sampling of "tanker" milk for the presence of antibiotics.

Sixteen cartons of milk from vending machines were checked for keeping and all except the one referred to previously were satisfactory.

Milk in Schools Scheme

All the milk sent to schools under the control of the Education Committee has been pasteurised and the samples obtained satisfied the tests.

Milk (Special Designation) Regulations

The following licences granted by the City Council were in operation at the end of the year:—

To pasteurise milk	1
To sell pre-packed pasteurised/sterilised and/or ultra heat treated milk	52

Inspection of Food

Meat from the Council owned Abattoir is distributed over most of Kent and into adjoining counties.

No slaughtering took place on Sundays, but there is no restriction on hour of slaughter on other days of the week.

During the year 20 cattle which had reacted to the Tuberculin test and 14 cattle which had reacted to the Brucella blood test were sent for slaughter.

The total number of animals killed, 59,760, showed a 10% increase on the previous year and is by far the highest number of animals killed in one year since the Abattoir was opened. The Abattoir was designed to cope with 120 cattle units a day or 600 units in a five day week. This number was exceeded on a number of occasions during the year with consequent strain on meat inspection services which resulted in many hours of overtime for the meat inspectors.

The meat inspectors at the Abattoir continued to co-operate with various pharmaceutical and scientific establishments in supplying specimens and were pleased to be able to provide specimens for a London medical school for their research into human diseases of the brain.

The number of livers condemned on account of Fascioliasis – liver fluke – has fallen quite dramatically, both in the case of bovines and sheep. This reduction is reflected in the fall of the percentage of animals affected with diseases other than tuberculosis or C. Bovis.

	Cattle Excluding Cows	Cows	Calves	Sheep	Pigs
Number killed	8,252	459	991	14,141	35,917
Number inspected	8,252	459	991	14,141	35,917
Figures for 1970	7,782	609	1,470	13,638	30,841
Figures for 1969	6,547	485	1,396	10,498	29,679
All diseases except T.B. and Cysticercus Bovis					
Whole carcasses condemned	3	6	13	20	50
Carcasses of which some part or organ was condemned	2,918	248	25	608	6,987
Percentage of the number inspected affected with diseases other than T.B. or Cysticercus Bovis	35.39	55.34	3.83	4.44	19.95
<u>Tuberculosis only</u>					
Whole carcasses condemned	—	—	—	—	2
Carcasses of which some part or organ was condemned	1	11*	—	—	917
Percentage of number inspected affected with T.B.	0.012	2.40	—	—	2.56
<u>Cysticercus Bovis</u>					
Whole carcasses condemned	—	—	—	—	—
Carcasses of which some part of organ was condemned	2	7	—	—	—
Percentage of number inspected affected with Cysticercus Bovis	0.024	1.53	—	—	—

*All T.B. Reactors

CARCASSES FOUND TO BE UNFIT

B = Bovines, C = calves, S = sheep, and P = pigs

	B	C	S	P
Septic Conditions	5	12	2	24
Emaciation and Oedema	4	1	15	12
Swine Erysipelas	—	—	—	4
Jaundice	—	—	—	2
Lympho-Sarcoma	—	—	—	1
Multiple Tumours	—	—	1	1
Extensive Bruising	—	—	1	2
Pregnancy Toxaemia	—	—	1	1
Moribund	—	—	—	1
Generalised Tuberculosis	—	—	—	2
TOTAL	9	13	20	50

Parts of carcasses and offal found to be unfit on account of:

Tuberculosis	9,689 lbs.
Fascioliasis	29,376 lbs.
Cirrhosis	458 lbs.
Abscesses	7,481 lbs.
Pneumonia, pleurisy, pericarditis and peritonitis	4,791 lbs.
Actinomycosis	1,678 lbs.
Cysts and Parasites	15,172 lbs.
Cysticercus Bovis	1,051 lbs.
Miscellaneous	5,746 lbs.
	75,442 lbs.
Weight of carcasses condemned	10,412 lbs.
	85,854 lbs.

All the unfit meat is sold to a fertiliser manufacturing firm.

Cysticercus Bovis

A detailed examination of every bovine carcass was made to discover the presence of cysticercus bovis which is the larva state of the tape worm taenia saginata found in man. The latest instructions from the Ministry of Agriculture, Fisheries and Food have suggested to local authorities that if only one non-viable cyst is found in an animal the whole carcass need not be subjected to the refrigeration treatment, but only the infected organ or part condemned. Those cases mentioned in the table below therefore apply only to animals where viable cysts were found and the carcasses were refrigerated for the stipulated period.

	Cows	Heifers	Steers	Bulls
Site of lesion:—				
External Masseter	—	—	4	—
Internal Masseter	—	1	—	—
Heart	1	—	—	—
Diaphragm	—	—	1	—
Tongue	1	—	—	—

Slaughter of Animals Act 1958

The Council issued thirteen slaughterman's licences during the year.

The requirements of the Act which are designed to eliminate as far as possible cruelty to animals during slaughter are strictly complied with.

No Jewish or Mohammedan methods of slaughter are carried on in the City.

Investigation into the presence of salmonellae

The drainage system at the Abattoir was swabbed on 48 Tuesdays during the year and on 9 occasions the swabs which had been suspended in the drains when bovines, pigs, sheep and calves had been slaughtered were found to contain salmonella organisms. The following serotypes have been isolated:— bredeny (4), typhimurium, virchow, agona, thompson and dublin.

Imported Food Regulations 1968

Thirty-six notifications regarding uninspected food containers were received during the year from eight port health authorities. All of the notifications were in respect of quarters of beef from the Republic of Ireland. As in past years all consignments of Irish beef arriving in the City were inspected as routine, as often official notifications are received after beef has arrived and been distributed. All of the consignments examined were in a satisfactory condition.

Ice Cream

Fifty samples were subjected to the methylene blue test to assess bacterial cleanliness and 42 were satisfactory. Of the 8 which were grades 3 and 4 and considered to be unsatisfactory, 5 were obtained from vans which came into the City and 3 were from local restaurants. In the case of the latter the cleansing techniques were investigated and follow-up samples were satisfactory. As regards the ice cream from the vans the local authority concerned was informed.

	1971	1970	1969	1968	1967	1966	1965
Grade 1	37	26	46	40	36	43	44
Grade 2	5	3	—	1	6	2	4
Grade 3	1	—	1	2	3	2	—
Grade 4	7	—	—	2	—	2	4

Public Houses

All the 67 public houses have proper glass washing facilities and adequate sanitary accommodation.

Defects of a minor nature were found in 12 licensed premises during routine inspections and the owners were notified.

One public house was closed in 1971.

Most of the occupiers sell food other than beer and the Inspectors pay attention to this and particularly to those who sell meat items such as pies. It is not always appreciated that meat pies, etc. have a short shelf life in the high temperature of the crowded bar. Also, in cases where the pies are sold hot that they should be heated quickly to at least 140°F pending sale and on no account reheated.

Clean Air

Three Smoke Control Areas came into operation during July. They were Downs Road, Tennyson Avenue, and Westgate Court. These areas are sites on which prefabricated bungalows stand or stood. At the end of the year there had been no building at Downs Road; Corporation properties had been erected in Tennyson Avenue all with gas fired central heating and the bungalows in Westgate Court had not been demolished. During the year the Council submitted one further Smoke Control Area to the Ministry for confirmation — the Forty Acres Road area — an area formerly used for horticultural purposes consisting of some 24 acres and now designated for housing development. When this order has been confirmed there will be approximately 224 acres of housing development subject to smoke control.

During the year the Health Committee asked for a report in 1972 as to the possibility of declaring the St. Stephen's area a Smoke Control Area. This would involve some 711 existing dwellings in an area bounded by the Thanet railway line, the old Whitstable railway line and Folly Farm and Downs Road Smoke Control Areas.

Atmospheric Pollution

During the year atmospheric pollution measurements at our three stations at the Central Clinic, Stour Street; St. John's Place, Northgate and Child Guidance Clinic, London Road continued. The measurements showed a continuing decrease in the amount of smoke in the atmosphere and a fall also in the amount of Sulphur Dioxide but not to the same extent as smoke.

An estimation of the amount of lead in the atmosphere from petrol engine vehicles was made during two periods in 1971. The site chosen, the junction of Mercery Lane and The Parade, was the same as in 1969 and the testing periods were the same.

Average Figures — Microgrammes of lead
per cubic metre of air

	1969	1971
April	2.06	4.20
August	1.70	1.93
<i>Mid-week</i>		
April	1.78	5.30
August	2.12	2.11
<i>Weekend</i>		
April	2.27	3.30
August	1.26	1.80

It will be apparent that there was an increase in the amount of lead, particularly in the mid week periods of the April measurements this year.

First, I should like to mention that the amount of lead is nowhere near the level presumed to be injurious and secondly, not too much importance should be attached to the increase on this limited amount of testing.

It is hoped to do more testing at the same time for three or four years to establish whether or not there is an increase in the amount of lead in this part of the City.

Offices, Shops and Railway Premises Act 1963

Routine inspection of premises under this Act continued during the year, 1,651 general inspections being made together with 251 re-inspections. At the end of the year there were 638 registered premises in the City with 6,611 persons employed therein.

Fourteen accidents were reported during the year, all of them being of a fairly minor nature. This was again a reduction on the number of accidents reported during the previous year. Half of the accidents involved persons falling and sustaining injury. Only one accident involved machinery and in this case an experienced worker cut his hand while cleaning a gravity feed food slicing machine.

Noise

There were eighteen complaints received about noise during the year, eight of these concerned noise from one saw mill, seven came from the same complainant. Negotiations with the owners of the saw mill which had started in 1970 continued during the year and sound level meter readings were taken on several occasions. As a result of these negotiations the owners decided to move the saw mill to a new site further away from houses and assurances were given as to the sound proofing of the new building. The construction of the new saw mill was well under way by the end of the year.

Three complaints concerned a cafe and were about noise from the amplification of Pop music — this establishment eventually closed down.

Three complaints concerned noise from music amplifiers and were satisfactorily dealt with informally.

Two complaints concerned a factory in the district and were dealt with satisfactorily after discussions with the management.

One complaint – a hardy annual in this part of the world, was about bird scarers in the orchards. At present there does not seem to be any satisfactory answer to this problem. We are assured that the economic loss which fruit growers would sustain from birds would be considerable if it were not for the explosive type of bird scarers that are used locally.

Caravans

The City Council owns and operates a caravan site for tourists which by reason of its very pleasant setting and high standard of cleanliness has been very popular since it opened in 1968.

There is no authorised site in the City for “travellers,” but from time to time caravans belonging to “travellers” are parked in the City particularly in the Whitehall Road area. In spite of the Caravan Sites Act 1968 no authorised sites for such caravans have yet been set up in East Kent and we still have no satisfactory reply to the question – “But where can we go?” when we ask the “travellers” to move on.

Diseases of Animals Acts

The administration and enforcement Acts are now the responsibility of the City Council and three members of this department have been appointed inspectors. The routine work is mainly in connection with the cattle markets and the objects are the prevention of the spread of animal diseases and the humane treatment of animals. It requires the attendance of an inspector at each cattle market. Another aspect is the licensing of plants used for the boiling of waste food for feeding to pigs and five licences were in operation at the end of the year.

Pesticides

From time to time the Department receives complaints from occupiers of houses abutting on to agricultural land that pesticidal sprays which had been used in orchards or hop gardens had drifted into their gardens. The complaints are of course investigated to ensure that poisonous substances have not been deposited in the gardens. During the investigations we were somewhat surprised to learn that there is no legislation requiring users of pesticidal sprays to take any precautions to ensure that there is no drift of spray on to other people’s land. Recipients of the unwanted spray can only have recourse to private action.

Rodent Control

Complaints were received in connection with 353 premises, 208 were in respect of private houses, 103 business premises and 44 local authority properties.

Visits to houses	663
Visits to other premises	552
<i>Number of premises cleared:</i>	
<i>Rats:</i>	
Houses	108
Business Premises	32
Other Premises	20
<i>Mice:</i>	
Houses	100
Business Premises	71
Other Premises	22

One maintenance treatment of the sewers was carried out and it would appear that the number of rats in the sewers is still being kept at a very low level.

The number of visits made by the rodent operator showed a considerable increase over the year. This was almost entirely due to a dramatic increase in the number of mice complaints. This increase is apparent in other districts as well as in Canterbury and is causing some concern. One reason appears to be that mice have become resistant to anti-coagulant types of poison. This Department is using a narcotic as the chief method of dealing with mice, but the humble mouse trap can still do much to eliminate this pest.

It is pleasing to note that the number of rat complaints was less than in the preceding year, but it is doubtful whether this tendency will continue if derelict areas of land in the City are allowed to remain for long periods, as it is inevitable that rubbish, affording harbourage and food for rats, will be dumped on the sites.

REPORT OF THE PRINCIPAL SCHOOL MEDICAL OFFICER 1971

Mr. Chairman, Ladies and Gentlemen,

The School Health Service continues to make an important contribution to health care, and promotion of good health. We appreciate and commend the closer links with the Paediatric Service emanating from the Kent and Canterbury Hospital.

You are now referred to the annual statistics and to the reports concerning Speech Therapy, Dental Care and Child Guidance which are included in the report.

MALCOLM S. HARVEY
Principal School Medical Officer

General Information

The schools coming under the City School Health Service number 13 primary schools, 5 secondary schools and 2 special schools. At the end of 1971 the school rolls totalled:

2,945 in Primary Schools	
2,947 in Secondary Schools	
105 in Special Schools	Total 5,892

The Simon Langton Grammar Schools are served by the County School Health Service although within the City. Three other schools within the City, which are not L.E.A. schools and have rolls totalling 1,016 have General Medical Practitioners as their school medical officers.

L.E.A. school pupils medically examined in 1971:

Primary	473	
Intermediate	355	
Leavers	581	Total 1,409

Those reviewed by reference to their medical history, attendance record, views of the teaching staff, and parents' answers in a health questionnaire, and not brought forward for medical examination numbered 398 intermediates, i.e. 52.82% of the intermediates.

Audiometry

Audiometry is carried out on all school entrants by the School Nurse with follow-up of all doubtful findings by the Medical Officer.

Two hundred and thirty additional special examinations were carried out. Seventy-nine were referred to the family doctor because of hearing defect. Of those 79, 53 were deemed to require E.N.T. Specialist opinion. Twenty-one of those 53 have had operative treatment, 13 are on the waiting list for operative treatment. The remainder either responded to treatment, are being observed or hearing defect proved to be of a temporary nature. One child was found to have a hearing defect of a permanent nature and the Head Teacher was informed.

We continue to observe annually by audiometric assessment any child found to have a permanent defect of hearing in one ear and any child who does not achieve an audiogram showing the hearing level to be within normal.

Tonsils/Adenoids

Sixteen (16) pupils were known to have had operative treatment on tonsils and/or adenoids and 12 for other ear, nose and throat conditions, with 13 on the waiting list for operation.

Canterbury Speech Clinic Annual Report 1971

Report A relates to Canterbury City children referred to the County's Speech Therapy Services. At the end of 1971, 17 children were receiving treatment whilst during the year the cases of 28 children were closed for the following reasons:—

Satisfactory progress	16
Treatment incomplete	4
Treatment continued elsewhere	1
Improved when seen	1
Reported improved	4
Left district prior to appointment	2
	<hr/>
	28
	<hr/>

The two full-time appointments at Canterbury Clinic continued not to be filled during the year. Miss Sweet provided six sessions, Mrs. Rogers gave three sessions whilst Mrs. Charlesworth undertook occasional sessions at the Clinic when her other commitments permitted. Attached is a copy of the report for the County which shows that this situation is also reflected in other areas of Kent due to the national shortage of speech therapists.

Report B relates to St. Nicholas' S.S.N. Special School. Mrs. Charlesworth, who has visited the school at fortnightly intervals, reports as follows:—

"The 40 children attending St. Nicholas' Special School all have articulation and language difficulties, to a greater or lesser extent, associated with their limited mental ability. The visiting Speech Therapist has tried to assess the problems of each child, and to suggest appropriate help that can be given by all who are in contact with that child. In particular, the teachers at the school understand the importance of stimulation and encouragement of verbal activities.

In September, 1971, Mrs. Parker, Headmistress of the school, and Mrs. Charlesworth, Speech Therapist, attended a most helpful residential seminar entitled "The Interdisciplinary Approach" sponsored by the Education and Training Department of the National Society for Mentally Handicapped Children.

Representatives of the many disciplines working in the field of mental handicap were present and the value of the "team" working together for the benefit of the child was convincingly demonstrated."

MARY LA FRENAIS
Senior Speech Therapist

Placement Panel

This panel meets in the Kent and Canterbury Hospital to advise on requirements of children with hearing defects both as to aid and education and is a most helpful guide.

Bed Wetting

The transistorized bed wetting alarm system was provided to 22 children and the results recorded were 6 cured, 3 improved, 5 failed and 8 still in use.

The Artificial Sunlight Clinic

This was not held in 1971.

Minor Ailments

There is little change in the type of case referred. Attendances for treatment numbered 2,168, a drop of 10% on 1970.

Child Guidance

The tables that follow give detail of staffing and cases referred. Altogether 151 Canterbury pupils were seen at the Clinic including 1 re-opened case. The School Psychological Service which is centred on the Child Guidance Clinic gives valuable help and guidance to the staff of St. Nicholas School (previously the Junior Training Centre) and the Orchard School (special school for Educationally Backward Children) and to the School Medical Service.

School Milk

At the end of 1971 the number of pupils receiving School Milk numbered 1,130.

	1970	1971	1972	Total number of children
EYE DISEASES				
Strabismic and other, but excluding cataracts, retinopathy, optic atrophy and other (referred to hospital)	15	11	12	38
EAR DEFECTS				
Treatment for chronic diseases of the ear (not including otitis media with effusion)	4	3	3	10
Middle ear	10	11	11	32
External ear	14	—	—	14
Total number of attendances at Authority's expense	29	24	26	79
TREATMENT OF DEFECTIVE VISION AND WEARING OF GLASSES (Excluding Minors' Clinics as well as hospital)				
Refractive	11	10	10	31
Other Defective Diseases of the Eye	—	—	—	—
Total number of children wearing spectacles	11	10	10	31
Other				
Abdominal	2	1	1	4
Other	1	1	1	3
Total number of children referred	43	36	34	113
Total number of children referred	1970	1971	1972	
1970	1971	1972		

TABLE S.1

Defects found by Medical Inspection in the year ending 31st December 1971.

Defect Code No.	Defect or Disease (1)	Periodic Inspections		Special Inspections	
		No. of defects		No. of defects	
		Requiring treatment (2)	Requiring to be kept under observation, but not requiring treatment (3)	Requiring treatment (4)	Requiring to be kept under observation, but not requiring treatment (5)
4	Skin	49	35	29	15
5	Eyes (a) Vision	197	67	338	195
	(b) Squint	11	12	3	3
	(c) Other	4	4	2	6
6	Ears (a) Hearing	19	87	110	165
	(b) Otitis Media	15	36	4	5
	(c) Other	3	4	2	—
7	Nose and Throat	16	68	7	7
8	Speech	11	16	2	9
9	Cervical Glands	—	14	—	2
10	Heart and Circulation	2	9	4	12
11	Lungs	19	17	1	11
12	Developmental—				
	(a) Hernia	4	1	—	1
	(b) Other	17	45	15	20
13	Orthopaedic —				
	(a) Posture	2	25	5	9
	(b) Flat foot	12	34	1	8
	(c) Other	12	23	5	6
14	Nervous System —				
	(a) Epilepsy	6	6	5	3
	(b) Other	10	32	12	11
15	Psychological —				
	(a) Development	7	17	3	9
	(b) Stability	5	17	3	5
16	Abdomen	2	15	5	8
17	Other	9	16	2	3
Total Number of Children Inspected		1409		1750	
Number of Children represented in figures above		812		989	

NOTE — All defects noted at medical inspection as requiring treatment are included in this return, whether or not this treatment was begun before the date of inspection.

TABLE S.2

MINOR AILMENTS TREATED
(excluding Uncleanliness shown in Table S.5)

											No. of Defects Treated or under Treatment during the year
SKIN:											
Ringworm—Scalp:											
(1) X-ray Treatment	—
(2) Other Treatment	—
Ringworm—Body	—
Scabies	—
Impetigo	1
Other skin conditions	283
EYE DISEASES											
(External and other, but excluding errors, refractions, squint and cases admitted to hospital)	40
EAR DEFECTS											
(Treatment for serious diseases of the ear is not recorded here)	23
Miscellaneous	208
											<u>555</u>
Total number of attendances at Authority's minor ailments clinics	2,168

TABLE S.3

TREATMENT OF DEFECTIVE VISION AND SQUINT
(Excluding Minor Eye Defects treated as Minor Ailments)

Errors in Refraction and Squint dealt with	549
Other Defects or Diseases of the Eye	1
No. of children for whom spectacles were known to be prescribed	402

TABLE S.4

Defects which received operative treatment (through Education Committee arrangements)	—
---	----	----	----	----	----	----	----	----	----	---

TABLE S.5

GENERAL HYGIENE

(1)	Average number of visits per school made by School Nurses	63
(2)	Home visits made as School Nurses	555
(3)	No. of individual children found with nits	55
(4)	No. of individual children cleansed under Section 54 of the Education Act, 1944	-
(5)	No. of cases in which legal proceedings were taken	-
(6)	Total individual examinations of pupils in school by School Nurse	17,976

HANDICAPPED CHILDREN

	On Register		Newly assessed as needing special education treatment at Special Schools	Newly Placed in Special Schools	On Registers Boarding Schools			On Registers Day Special School	
	Male	Fem.			Main-tained Schools	Non Maintained Schools	Independent Schools	Direct Grant School	Main-tained School
Blind	—	—	—	—	—	—	—	—	—
Partially sighted	2	—	1	—	—	—	—	—	—
Deaf	3	—	—	—	3	—	—	—	—
Partially hearing	3	—	—	—	—	—	—	1	—
Physically Handicapped	3	4	—	—	—	2	—	—	—
Delicate	7	—	1	—	—	—	—	—	1
Maladjusted	10	3	2	1	—	4	—	1	—
E.S.N.	24	22	2	3	—	1	—	—	27
Epileptic	—	—	—	—	—	—	—	—	—
Speech Defects	—	—	—	—	—	—	—	—	—

REPORT OF THE PRINCIPAL DENTAL OFFICER, 1971

Mr. Chairman, Ladies and Gentlemen,

In 1971 the service opened with a full complement of staff after working at half strength for four months in 1970, but on 31st October, 1971 Mr. B.J. West, who had been Principal Dental Officer since 1st April, 1966, left to take up an appointment as Principal Dental Officer of Croydon, Surrey.

This report is submitted by his successor, who did not enter the service until January 1972. It is not possible, therefore, to comment on the progress of the service during 1971.

The usual statistical survey of the work done is preceded by the conclusions drawn by Mr. West following his survey of the Dental Health of Canterbury School Children prepared while the St. John's Clinic was closed for building maintenance.

A. G. L. PAYNE, B.D.S. (London)
Principal Dental Officer, Canterbury

DENTAL HEALTH OF CHILDREN IN CANTERBURY SCHOOLS

Part IV – A Comparison

This part of the report is an attempt to compare and derive some message from the facts obtained in the three preceding parts of this report.

It was found that the D.M.F. index (i.e. the number of decayed, missing and filled teeth per child) rose from 5.06 in children entering school at 5, to 9.50 in 10 year olds, to 10.77 in children leaving school at the age of 15.

The percentage of children with sound teeth, having required no dental treatment fell alarmingly from a low 20.50% in 5 year old children to 2.86% in 10 year old children to only 0.34% in the 15 year old age group. At the same time the number of children having 10 or more of their teeth affected in some way rose in each age group from 14.5% of 5 year olds to 57.05% of 10 year olds to 58.56% in the 15 year old age group.

When the sexes were compared the D.M.F. index was seen to be significantly lower in girls than in boys at the age of 5, but this difference was much less among 10 year olds and in the 15 year old age group there was no difference shown at all.

The one really significant fact which emerges from this report is that although the D.M.F. index rises as the children get older, the average number of teeth actually showing active dental decay is the same in all three age groups, the average number of teeth per child being 3.26, 3.06 and 3.12 in the 5 year old, 10 year old and 15 year old age group respectively. This is a very high level but as it is a result of a disease which has got out of control nationally the levels must be expected to rise.

CONCLUSIONS

Two points emerge from this report. The first is that the children entering school at 5 in certain parts of the City such as Parkside, Diocesan and Payne Smith and Kingsmead, showed a very high D.M.F. index. The intake for these schools includes large numbers of the 'lower-wage group' families in Canterbury and the high D.M.F. index can in part be accounted for by the lack of dental knowledge and dental education, together with lack of dental care. However, when the 10 year old age groups were examined these schools had shown an enormous improvement when compared with the other schools and were showing D.M.F. indexes *below* the average for the City. The children from these schools have acceptance rates for dental treatment by the City's Dental Service ranging from 73% to 52%, a great deal higher than most of the remaining schools. It can be concluded therefore that when treatment, dental advice and education are offered and accepted a significant improvement can be made in the dental health of the child.

The second and most important fact that has emerged from this report is that no matter at what age the child is examined and irrespective of the amount of dental treatment and education given the average number of teeth per child in each of the age groups showing active dental decay remains at 3 teeth per child. It is logical therefore to conclude that among all children attending Canterbury schools there is active caries in 3 teeth per child on average.

There are 6,000 children attending Canterbury schools for which the City of Canterbury has responsibility for dental health. Therefore if an average of 3 teeth per child shows dental caries, there are somewhere in the region of 18,000 teeth affected by dental caries at this moment of time.

The City of Canterbury regularly treats just over one third of the school population of Canterbury. Another third are treated by General Dental Practitioners throughout the City. In 1970, with 2 full-time Dental Officers, the City's dental service filled 3,850 teeth in the year. This was well above the national average of teeth filled per Dental Officer. Assuming the General Practitioners fill a similar number of teeth, the number of teeth treated in a year is approximately 8,000. This leaves 10,000 teeth untreated. It would therefore require approximately an additional 4 full time Dental Officers in Canterbury entirely employed in treating children's teeth to keep up with the demand. Alternatively, some method of counteracting the actual disease must be employed. Dental caries is a viral disease which has remained unchecked in this country and has now got completely out of control. As yet there is no method to treat the actual disease which has been proved to work in humans although various vaccines have been developed and are awaiting clinical trials. In the meantime, the disease can be tackled by rendering the teeth resistant to attack and this can be effectively done by the adjustment of fluoride in the mains water supply to 1 part per million. It is essential for the dental health of this City, that such a measure should be seriously considered, for without it the disease of dental caries will continue to outstrip the available dental manpower.

TOTAL	AGES 12 or over	AGES 10-14	AGES 5-9
1	1	-	-
11	6	2	3
12	8	2	2

ATTENDANCES AND TREATMENT

CONCLUSIONS

	AGES 5-9	AGES 10-14	AGES 15 or over	TOTAL
First Visits	771	769	201	1741
Subsequent Visits	1413	2083	579	4075
Additional Courses of Treatment	209	140	36	385
Total Visits	2184	2852	780	5816
Fillings in Deciduous Teeth	1267	170	—	1637
No. of Deciduous Teeth Filled	1145	158	—	1303
Deciduous Teeth Extracted	692	190	—	882
Fillings in Permanent Teeth	675	1996	632	3303
No. of Permanent Teeth Filled	585	1753	591	2929
Permanent Teeth Extracted	48	193	60	301
General Anaesthetics	279	153	29	461
Emergencies	47	30	4	81

No. of Pupils X-rayed	60
Prophylaxis	618
Teeth Otherwise Conserved	14
No. of Teeth Root-filled	1
Inlays	—
Crowns	4
Apicectomies	—
Gingivectomies	—
Courses of treatment completed	1550
General Anaesthetics administered by Dental Officers	12

Orthodontics

New cases commenced during year	48
Cases completed during year	27
Cases discontinued	7
Removal appliances fitted	70
Pupils referred to Hospital Consultant	Nil
Fixed appliances fitted	Nil

Prosthetics

	AGES 5-9	AGES 10-14	AGES 15 or over	TOTAL
Patients supplied with full upper or lower dentures	—	—	1	1
Patients supplied with partial dentures	—	5	6	11
No. of dentures supplied	—	5	8	13

Inspections

First Inspection at School	No. of Pupils	4386
First Inspection at Clinic	"	"	"	"	"	"	"	"	"	780
No. found to require treatment	2672
No. offered treatment	2043
Pupils re-inspected at school or clinic	465
No. found to require treatment	352

Sessions

Sessions devoted to treatment	624
" " to school inspections	32
" " to administration	25
" " to Dental Health Education	Nil

Teeth extracted	Root filled	Fractured teeth	Can. Amov. fractures	Pro. of teeth extracted	% of teeth filled	Expected and Nursing Mothers
Nil	Nil	3	4	0	30	Children 0-4
2	Nil	14	13	20	30%	Children 5-12

No. of courses of treatment completed	DENTURES		Patients supplied partial dentures	Patients supplied with full upper or lower dentures	No. of days	Grown & R-Rays	Expected and Nursing Mothers
	No. of Dentures Supplied	Patients supplied					
7	Nil	Nil	Nil	Nil	Nil	Nil	Children 0-4
230	Nil	Nil	Nil	Nil	Nil	Nil	Children 5-12

General anaesthetics administered by Dental Officers
No. of equipment full time sessions

RESULT OF INSPECTION
Inspected
Faced (inspected at school)
Unco-operative
Mouth and eye examination
Referral to hospital
Carried out at school

	1975	1976	1977	1978
Inspected	15	15	15	15
Faced (inspected at school)	4	4	4	4
Unco-operative	3	3	3	3
Mouth and eye examination	2	2	2	2
Referral to hospital	11	11	11	11
Carried out at school	34	34	34	34
	113	113	113	113

DETAILS OF TREATMENT

	No. Inspected	No. offered treatment	First Visits	Subsequent Visits	Total Visits	Add. Courses of Treatment Comm.
Expectant and Nursing Mothers	9	9	12	21	33	1
Children 0-4	174	69	209	157	366	65

	No. of teeth filled	No. of teeth extracted	Gen. Anaesthetics	Prophylaxis	Teeth Root filled	Teeth otherwise conserved
Expectant and Nursing Mothers	36	9	4	5	Nil	Nil
Children 0-4	208	26	12	14	Nil	2

	Crown & Inlays	X-Rays	DENTURES			No. of courses of treatment completed
			Patients supplied partial Dentures	Patients supplied with full upper or lower Dentures	No. of Dentures Supplied	
Expectant and Nursing Mothers	Nil	2	Nil	Nil	Nil	7
Children 0-4	Nil	Nil	Nil	Nil	Nil	230

General anaesthetics administered by Dental Officers .. Nil
 No. of equivalent full-time sessions 57

AGES	MALES	FEMALES	TOTAL
0-4			
5-14			
15-24			
25-34			
35-44			
45-54			
55-64			
65-74			
75-84			
85-94			
95-104			
TOTAL			

CANTERBURY CHILD GUIDANCE CLINIC
ANNUAL REPORT, 1971

SOURCE OF REFERRAL

	1971		1970	
	Kent	City	Kent	City
School Medical Officer	22	3	16	5
Private Doctor	47	6	33	10
Juvenile Court/Probation Officer ..	—	2	4	2
Parent or Foster-Parent	15	13	4	7
Educational Psychologist/School ..	46	18	43	13
Other Clinics or Psychiatrists	14	3	17	1
Department of Social Services	10	—	6	4
Miscellaneous Social Agencies	4	1	5	3
	158	46	128	45
	204		173	

DIAGNOSTIC WAITING LIST

31.12.1971		31.12.1970	
Kent	City	Kent	City
104	29	102	21
133		123	

NEW CASES DIAGNOSED

Taken on for Treatment
Diagnosis and Advice

1971		1970	
Kent	City	Kent	City
88	24	70	35
15	4	17	4
103	28	87	39
131		126	

RESULT OF REFERRAL

Improved
Placed at residential school
Unco-operative
Moved and case transferred to authority in new locality
Case withdrawn after partial service ..

1971		1970	
Kent	City	Kent	City
76	32	36	15
2	2	6	4
6	2	6	2
12	4	12	2
32	11	19	11
128	51	79	34
179		113	

CANTERBURY CHILD GUIDANCE CLINIC
ANNUAL REPORT 1971

CANTERBURY CHILD GUIDANCE CLINIC

STAFF

Child Guidance Service

Consultant Psychiatrist and Medical Director: K.M. FRASER, M.B., Ch.B., D.C.H., D.P.M.

Clinical Assistant: GRAHAM E. MARTIN, M.B., B.S., D.Obst., R.C.O.G.
(Appointed 1st November, 1971)

Psychiatric and Other Social Workers: Mrs. J.D. SCRINE, M.S.W., P.S.W.
Mrs. S.E. BURCHILL, C.S.W.

Occupational Therapist: Mrs. P.T. MATHIESON

Child Guidance and School Psychological Services

Educational Psychologists: BRIAN ROBERTS, B.A., Dip.Psych., M.B.P.S.,
(Resigned 31st December, 1971)
Mrs. J.V. SAYERS, M.A.(Cantab.), D.C.P.
(Appointed 1st September, 1971)

Remedial Teachers: PETER DYDE
Mrs. J. HAMPSHIRE

Two clerical assistants.

1970		1971	
City	Dist.	City	Dist.
12	10	12	10
4	6	2	2
2	8	2	6
5	12	4	12
11	19	11	12
24	28	31	28
58	78	62	70



CANTERBURY CHILD GUIDANCE CLINIC
STAFF

3

Child Guidance Service

Consultant Psychiatrist and Medical Director: S.H. FRANK, M.B., F.R.C., D.C.H., D.P.M.

Chief Psychiatrist: GRAHAM E. MARTIN, M.B., B.S., D.Psych., R.C.P.S. (appointed 1st November, 1971)

Psychiatrist and Child Social Worker: Mr. J.D. SCRINE, M.A., P.S.W.
Mr. S.F. MICHAEL, C.B.W.

Administrative Manager: Mrs. E.J. MATTHEWS

Child Guidance and Learning Difficulties Section

Educational Psychologist: Miss M. BROWN, B.A., Dip. Psych., M.P.S.S. (appointed 1st January, 1971)

Miss M. JONES, M.A., Dip. Psych., D.C.P. (appointed 1st September, 1971)

Specialist Teacher: Mrs. J. WATSON (appointed 1st July, 1972)

The medical staff are:



Printed by The Elvy & Gibbs Partnership, 11 Best Lane, Canterbury