

[Report 1966] / Medical Officer of Health, Bury St Edmunds Borough.

Contributors

Bury St. Edmunds (England). Borough Council. no2007054786

Publication/Creation

1966

Persistent URL

<https://wellcomecollection.org/works/bzmx99d6>

License and attribution

You have permission to make copies of this work under a Creative Commons, Attribution license.

This licence permits unrestricted use, distribution, and reproduction in any medium, provided the original author and source are credited. See the Legal Code for further information.

Image source should be attributed as specified in the full catalogue record. If no source is given the image should be attributed to Wellcome Collection.



Wellcome Collection
183 Euston Road
London NW1 2BE UK
T +44 (0)20 7611 8722
E library@wellcomecollection.org
<https://wellcomecollection.org>



I




B O R O U G H O F B U R Y S T . E D M U N D S

A N N U A L R E P O R T

o f t h e

M E D I C A L O F F I C E R O F H E A L T H

1 9 6 6



THE WORSHIPFUL THE MAYOR
ALDERMEN AND COUNCILLORS
OF THE BOROUGH OF BURY ST. EDMUNDS

Mr. Mayor, Ladies and Gentlemen,

The Registrar General's estimate of the population records a further increase of 480. The new figure of 23,690 is the highest yet recorded for Bury St. Edmunds.

Apart from a slight reduction in the birth rate, the vital statistics show a healthy trend. There was a substantial reduction in the death rate and the infant mortality rate was halved, but undue significance should not be attached to the latter rate because with such small numbers involved it must be expected to vary widely from year to year.

One hundred and thirty-three cases of measles were notified but the incidence of other infectious diseases was low.

In general the standards of food hygiene in shops and restaurants has been maintained.

Progress has been made with the clearance of unfit properties and no less than 169 defective houses were repaired or improved during the year.

The big increase in recent years in the number of animals killed for human consumption necessitated the addition of an Authorised Meat Inspector to the establishment of the Department. This appointment was made in June 1966 and has relieved your Public Health Inspectors of some of the burden of daily meat inspection.

Your officers were gratified that in the year under review the Ministry of Health drew the attention of all Local Authorities to the need for frequent and regular visits to poultry packing establishments. Reference has been made to this subject in previous Annual Reports of your Medical Officer of Health and such visits for the purpose of conducting a system of poultry inspection have been a daily routine in Bury St. Edmunds since 1958.

In the substance of this report it is recorded that more than 120 tons of foodstuffs were found to be unfit for human consumption and that most of this was meat and poultry. It should be remembered however that, large though this figure is, it represents but a small fraction of the total weight of foodstuffs sold or processed within the district. Even so, such a weight of condemned food must make the importance of routine food inspection plain for all to see.

It is a pleasure to record that the outstanding work of Mr. E. H. Box, your Chief Public Health Inspector, was recognised during the year by the award to him of Fellowship of the Association of Public Health Inspectors. His help and encouragement throughout the year and his assistance in the preparation of this report are gratefully acknowledged.

I should like to thank the Chairman and Members of the Public Health Committee for their interest and encouragement.

I have the honour to be,

Your obedient servant,

P. COGGIN BROWN

Medical Officer of Health.

PUBLIC HEALTH OFFICERS OF THE AUTHORITY

MEDICAL OFFICER OF HEALTH

P. Coggin Brown, M.R.C.S., L.R.C.P., D.P.H.

CHIEF PUBLIC HEALTH INSPECTOR

E. H. Bax, F.A.P.H.I.

SENIOR PUBLIC HEALTH INSPECTOR

J. Ellis, M.A.P.H.I.

ADDITIONAL PUBLIC HEALTH INSPECTORS

G. W. Harrison, M.A.P.H.I.

J. H. Easdown, M.A.P.H.I.

B. Coley, M.A.P.H.I.

(Appointed 27th June, 1966,
replacing S. T. Aaron resigned)

AUTHORISED MEAT INSPECTOR

K. Knight

(Appointed 27th June, 1966)

ASSISTANT PUBLIC HEALTH INSPECTOR

Miss A. D. Wright

STUDENT PUBLIC HEALTH INSPECTOR

D. M. W. Allen

SHORTHAND/TYPIST

Mrs. L. Smith

CLERK

Miss P. Robertson

VITAL STATISTICS

ALL FIGURES IN BRACKETS, which follow in the sequence of this report, relate to the corresponding figures for 1965.

Registrar General's Estimate for 1966	23,690 (23,210)
Census April, 1961	21,144
Rateable Value	£1,019,584 (£963,172)
Sum represented by a Penny Rate (Est.)	£4,400 (£,4050)
Area	3,672 acres

POPULATION:- The Registrar General's estimate of the population showed an increase of 480 and this was the fourth consecutive year that an increase has been recorded.

BIRTHS:- Although the actual number of live births registered was one more than in the previous year, the use of a higher population estimate produced a fractional decline in the birth rate which at 17.2 per 1,000 of population was slightly below the figure for England and Wales.

LIVE BIRTHS	Total	Male	Female
Legitimate	398 (392)	207 (199)	191 (193)
Illegitimate	17 (22)	11 (13)	6 (9)
Percentage of illegitimate live births of total live births			4.1 (5.3)
Crude Birth Rate, per 1,000 of population			17.5 (17.8)
Comparability Factor for Births			0.98 (0.98)
Birth Rate per 1,000 corrected for comparability			17.2 (17.5)
Birth Rate per 1,000 of population England and Wales			17.7 (18.1)
STILLBIRTHS	Total	Male	Female
Legitimate	4 (5)	2 (5)	2 (-)
Illegitimate	- (-)	- (-)	- (-)
Stillbirth Rate per 1,000 total (live and still) births			9.5 (11.9)
Stillbirth Rate per 1,000 total (live and still) births England and Wales			15.4 (15.7)

DEATHS:- Forty-five fewer deaths occurred than in the previous year, consequently the adjusted death rate declined substantially in spite of the application of a rather less favourable comparability factor. The adjusted death rate of 8.7 per 1,000 of the population can be compared with the figure of 11.7 for England and Wales.

There were markedly fewer deaths from vascular lesions of the nervous system and from respiratory diseases, but there were increases under the headings of coronary disease and of accidental causes. The number of deaths from all forms of cancer was the same as in the previous year. Nine deaths occurred from cancer of the lung and one from suicide. No deaths occurred from maternal causes.

DEATHS:-	Total	Male	Female
	257 (302)	132 (144)	125 (158)
Crude Death Rate per 1,000 of population			10.8 (13.0)
Comparability Factor for Deaths			0.8 (0.73)
Death Rate per 1,000 of population corrected for comparability			8.7 (9.5)
Death Rate per 1,000 of population England and Wales			11.7 (11.5)

INFANT MORTALITY:- The actual number of deaths of infants under one year of age was reduced from 12 to 6, consequently there was a welcome reduction in the Infant Mortality rate. Prematurity, congenital malformation, birth injury and broncho pneumonia were the main causes of the infant deaths, four of which occurred in the first week of life.

Deaths of infants under one year of age:-

	Total	Male	Female
Legitimate	6 (12)	2 (3)	4 (9)
Illegitimate	- (-)	- (-)	- (-)
Infant Mortality Rate per 1,000 live births			14.5 (29.0)
Infant Mortality Rate per 1,000 live births England and Wales			19.0 (19.0)

INFECTIOUS DISEASES

The numbers of cases of infectious diseases notified are recorded in the accompanying tables. Apart from the occurrence of 133 cases of measles the general incidence of infectious diseases was low.

Tuberculosis:- Seven (6) new cases of tuberculosis were notified during the year and two deaths occurred from this disease.

PULMONARY TUBERCULOSIS

Age and Sex distribution of new cases, 1966:-

Age	0	1	5	10	15	20	25	35	45	55	65+	Total
Male	1	-	-	-	-	-	1	1	1	-	1	5
Female	-	-	-	-	1	-	-	-	1	-	-	2

National Assistance Act, 1948. Section 47

On one occasion during the year it was necessary to take action under this section of the Act to secure the admission to hospital of an elderly resident of the town who was living alone and was found to be in urgent need of proper care and attention.

CAUSES OF DEATH DURING THE YEAR 1966
IN BURY ST. EDMUNDS

ALL CAUSES	Registrar General's Figures	
	M.	F.
	132 (144)	125 (158)
1. Tuberculosis, respiratory	2 (1)	- (-)
2. Tuberculosis, other	- (-)	- (-)
3. Syphilitic disease	- (-)	- (-)
4. Diphtheria	- (-)	- (-)
5. Whooping Cough	- (-)	- (-)
6. Meningococcal infections	- (-)	- (-)
7. Acute Poliomyelitis	- (-)	- (-)
8. Measles	- (-)	- (-)
9. Other infective and parasitic diseases	1 (-)	- (-)
10. Malignant neoplasm, stomach	3 (2)	3 (1)
11. Malignant neoplasm, lung, bronchus	9 (9)	- (-)
12. Malignant neoplasm, breast	- (-)	9 (4)
13. Malignant neoplasm, uterus	- (-)	5 (1)
14. Other malignant and lymphatic neoplasms	13 (11)	5 (17)
15. Leukaemia, aleukaemia	1 (1)	- (-)
16. Diabetes	1 (1)	3 (2)
17. Vascular lesions of nervous system	22 (30)	24 (35)
18. Coronary disease, angina	40 (27)	23 (26)
19. Hypertension with heart disease	2 (1)	1 (1)
20. Other heart disease	6 (10)	9 (12)
21. Other circulatory disease	4 (1)	8 (9)
22. Influenza	- (-)	- (-)
23. Pneumonia	11 (26)	7 (12)
24. Bronchitis	4 (9)	4 (1)
25. Other diseases of respiratory system	- (-)	- (-)
26. Ulcer of stomach and duodenum	- (-)	- (-)
27. Gastritis, enteritis and diarrhoea	- (-)	1 (2)
28. Nephritis and nephrosis	- (-)	1 (-)
29. Hyperplasia of prostate	3 (-)	- (-)
30. Pregnancy, childbirth, abortion	- (-)	- (-)
31. Congenital malformations	1 (1)	1 (5)
32. Other defined and ill-defined diseases	3 (4)	13 (23)
33. Motor vehicle accidents	2 (2)	3 (-)
34. All other accidents	3 (2)	5 (1)
35. Suicide	1 (1)	- (-)
36. Homicide and operations of war	- (-)	- (-)

AGE INCIDENCE OF NOTIFIABLE DISEASES
(Other than Tuberculosis)

DISEASE	Under 1 year	1-	2-	3-	4-	5 - 9	10 - 14	15 - 24	25 and over	Age un-known	Totals
Measles	4	18	15	20	22	50	-	2	1	1	133
Pneumonia	-	-	-	-	-	-	-	-	1	-	1
Scarlet Fever	-	-	-	-	1	4	-	-	-	-	5
Sonne Dysentery	-	-	-	-	2	-	-	-	-	-	2

MONTHLY INCIDENCE OF NOTIFIABLE DISEASES
(Other than Tuberculosis)

DISEASE	Jan.	Feb.	Mar.	Apr.	May	June	July	Aug.	Sep.	Oct.	Nov.	Dec.	Totals
Measles	3	4	5	-	-	-	1	9	1	-	13	97	133
Pneumonia	-	-	1	-	-	-	-	-	-	-	-	-	1
Scarlet Fever	-	1	-	-	-	-	-	-	2	-	1	1	5
Sonne Dysentery	-	-	-	-	-	2	-	-	-	-	-	-	2

SANITARY CIRCUMSTANCES OF THE AREA

WATER:- Forty-two samples were taken from business and private dwellings during the year, 4 of these being taken from 2 different wells before the chlorination plant was installed. Subsequent samples from these premises proved satisfactory. Bacteriological samples of the town's water supply continued to be very satisfactory.

There are now 6 public and private swimming pools within the Borough. Nine samples were taken from the Council's and other pools during the year, all of which proved satisfactory.

The following is the report of the Borough Surveyor:-

Swimming Pool

Attendance at the Swimming Pool was about normal, the weather during the season being typical of an English summer. During the time that the pool was open to the public 17,579 children paid for admission during 1966 (12,257 in 1965; 21,611 in 1964; 15,605 in 1963) and 2,220 adults (1,224 in 1965; 2,912 in 1964; 2,445 in 1963). As usual the pool was hired by schools and other organisations and many school children, in addition to those given in the above figures, attended the pool for tuition.

Slipper Baths

The decline in use of the Slipper Baths has continued, being attributable to the steadily increasing number of persons living in houses provided with bathrooms. The figures for 1966 were 1,086; 1965 - 1,223; 1964 - 1,718. Because of the smaller demand, in future the slipper baths will be open less frequently than in previous years during the winter months, but during the summer period there will be no change.

Refuse Collection and Disposal

The collection and disposal of domestic and trade refuse was carried out regularly during the year. In April 1966 a system of charging for the collection of all trade refuse was introduced. All refuse was taken to West Stow for disposal by controlled tipping.

Sewage Disposal

All sewage from the Borough was treated at Pigeon Lane and Fornham Park and the quality of the effluent flowing to the River Lark was satisfactory. However, due to the increases of population and industry within the Borough, it will be necessary to carry out extensions to the Sewage Disposal Works in the near future and it is expected that the first phase will be commenced during 1967. The second phase is due to follow on towards the end of 1967 or early in 1968.

New Sewers

The construction of the southern drainage scheme to provide sewers in the Hardwick Lane, Nowton Road and Sicklesmere Road area was carried out during the year.

RAINFALL

The rainfall recorded at Pigeon Lane during 1966 was as follows:-

Month	Total for month (inches)	Maximum rainfall on any day during month
January	1.09	.05 inches
February	1.94	.22
March	.61	.04
April	1.77	.28
May	1.80	.65
June	1.64	.27
July	3.33	.13
August	2.53	.71
September	.80	.24
October	2.73	.48
November	2.51	.48
December	3.53	.72
TOTAL	<u>24.28</u>	

INSPECTION AND SUPERVISION OF FOOD

During the year one stall holder was prosecuted on two counts for smoking whilst handling food and was fined £6 plus costs. Another stall holder was fined for offering for sale unsound food. With the coming into force on the 1st January next of the Food Hygiene (Markets Stalls & Delivery Vehicles) Regulations 1966, it is hoped that the general standards of all the stalls will be greatly improved.

It is pleasing to report that, with the notable exception of one or two premises in the town, the standard of food hygiene maintained in the shops was good and, with the increase of staff, it was notable that there were no complaints received regarding food premises in the last six months of the year. However, this is one aspect of the work of your department which cannot be neglected for, with the change of management or personnel of a shop, conditions can alter almost overnight, therefore constant vigilance is always necessary.

The Food Hygiene (General) Regulations 1960 prescribe temperatures above or below which many items of food must be kept, but this regulation does not apply to any food which is exposed for sale. Consequently pies, cooked meats and the like may still be exposed for sale in a sunny shop window where they are likely to deteriorate rapidly. Is it not time that such prepared foods, even though exposed for sale, should be kept in a refrigerated display cabinet?

Ten tons of barley were found to be infested with pea weevils and saw tooth beetles during the year and the premises were sprayed and the infestation was abated.

Lectures were again given by your Public Health Inspectors to senior pupils, who were in their last year at school, on Food Hygiene and other aspects of the work of the department. With two exceptions these lectures are now given to every senior school in the Borough whether private or public.

MILK: Two samples of raw milk sent for biological examination were satisfactory.

All milk sold within the Borough is designated under the Milk (Special Designations) Regulations 1963. Seven samples of pasteurized milk from Bury St. Edmunds were submitted to the Public Health Laboratory at Cambridge by the Chief Inspector of Weights and Measures of the West Suffolk County Council and copies of the laboratory reports show that they all passed the Methylene Blue Reduction Test.

ICE CREAM: 58 premises are registered for the storage and sale of ice cream under the Food and Drugs Act 1955. In addition to 55 (22) inspections of these premises 90 (86) ice cream and ice lolly samples were taken, 68 of these were classified in Grade 1, 17 were in Grade 2, 2 in Grade 3 and 1 in Grade 4. Undue delay in transit to the laboratory was believed to have been the cause of the low grading of the 3 worst samples. The 2 samples of ice lolly were reported as satisfactory.

Cattle

	Whole Carcases	Heads & Tongues	Lungs	Livers & Pt. Livers	Skirts, Udders & Mesenteries	Hearts, Kidneys & Spleens	Whole Carcases	Heads	Lungs
Tuberculosis	1	1	4	1	14				
Pneumonia Pericarditis Pleurisy, Peritonitis, Melanosis and Emphysema	6		319	2	19	30	3		371
Pyæmia, Pyrexia Gangrene, Septicæmia, Lymphadenitis	6						4		
Liver Fluke, Cirrhosis and other Parasitic conditions			72	2384	10				756
Nephritis, Necrosis, Fibrosis, Degeneration, Odour, Contamination, C. Angioma, Blood Splashing.	2	3		163	3	46			13
Emaciation and Oedema	6	2	1		6		20		
Actinomycosis and Actinobacillosis		48							
Tumours, Abscesses Cystic conditions, Adhesions.		33	70	940	158	129	1		46
Septic Metritis and Mastitis	2				21		6		
C. Bovis		140			14	57			
Icterus and Uraemia	1						3		
Swine Erysipelas, Swine Fever									
Moribund, Bruising etc.	1	1		8	8	2	2		
Contamination			54	1	8	4			4
Joint ill, Leukaemia, Johnes Disease	1								
TOTALS	26	228	520	3499	261	268	39		1190

The following Carcase Meat was also condemned:-

BEEF

Bruising, Atrophy, Decomposition or Oedema	1739 lbs.
Abscesses	202 lbs.
Arthritis	13 lbs.

The total weight of all meat condemned in

In addition to the above figures 1,347 sets of pig lungs were condemned for congestion.

Sheep

Pigs

Calves

Livers	Hearts & Kidneys	Whole Carcasses	Heads	Lungs	Livers	Hearts	Mesen-teries	Kidneys	Whole Carcasses	Heads	Hearts	Livers	Lungs	Kidneys	Mesen-teries
		3	540				61								
8	57	40		6666	92	1113	224	44	5		7		42		
		38							4						
60	6			541	1791		21								
9	14	6			7		2	34						9	
	1	14							1						
102	27	36	114	425	377	433	43	79				6		2	
		1													
		3													
		1													
	20	5	1		1			5						1	
	4			2	20	3									
		1							1						
879	129	148	655	7634	2288	1549	351	162	11		7	6	42	12	

MUTTON

PORK

VEAL

234 lbs.

1.827 lbs.

32 lbs.

97 "

3,175 "

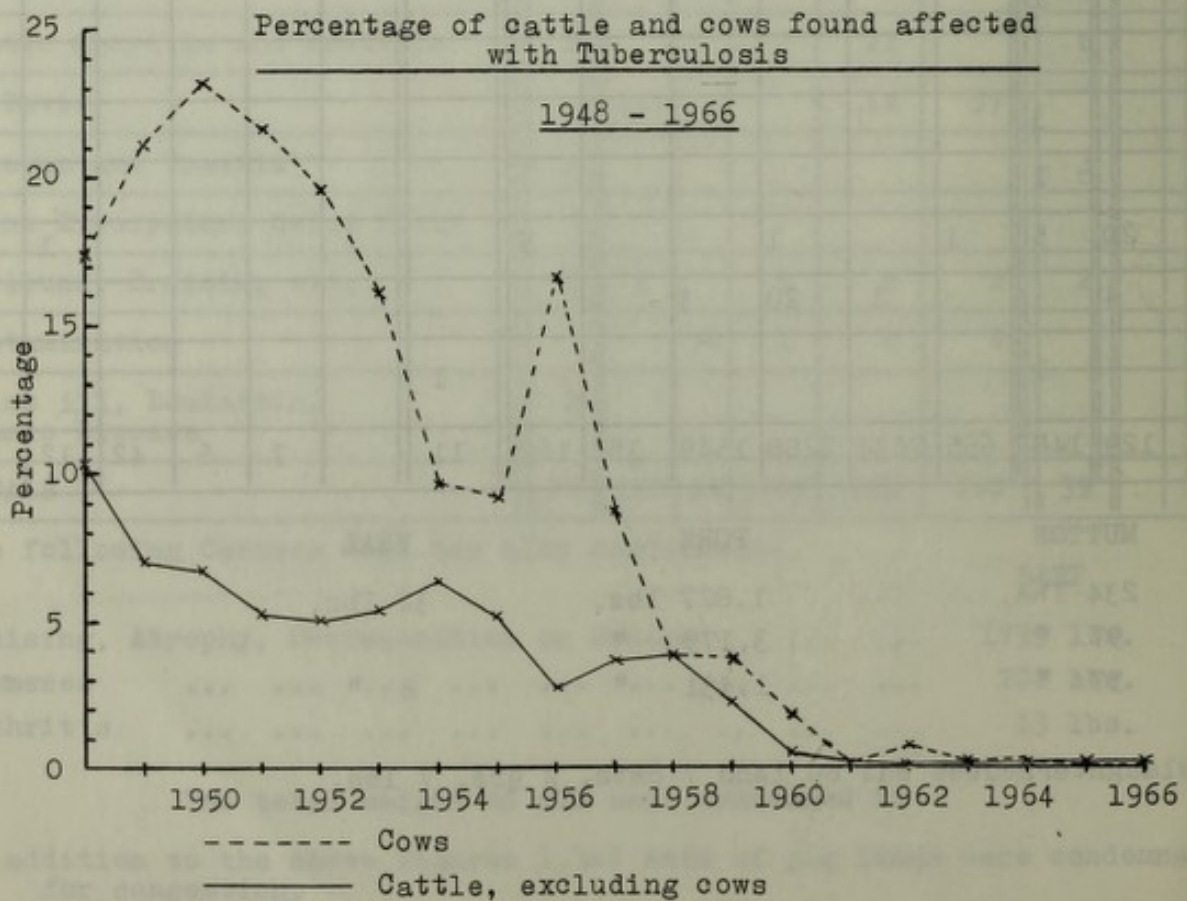
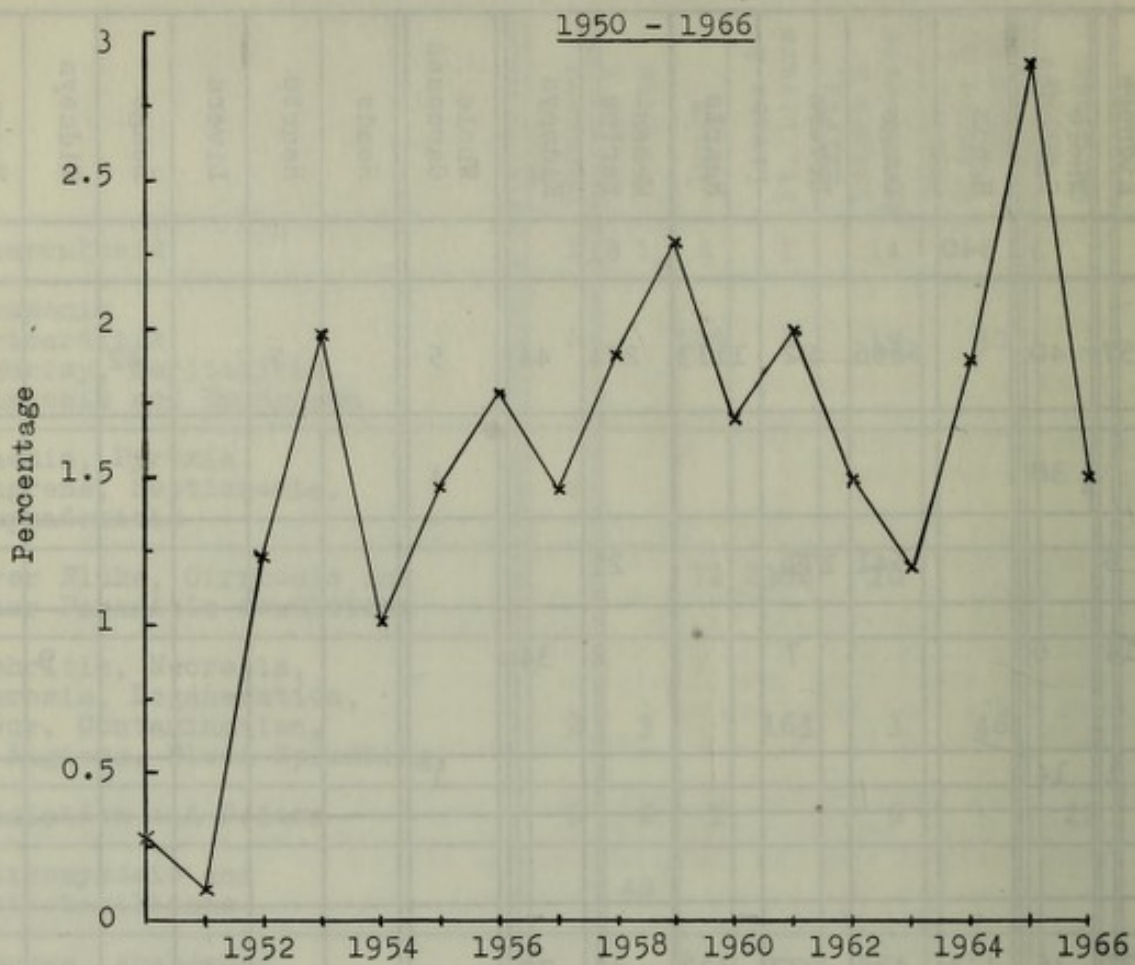
8 "

57 "

1,431 "

slaughterhouses was 60 tons 7 cwts. 2 qrs. 7 lbs.

Percentage of Cattle (including cows) found infested with Cysticercus bovis



Carcases and offal inspected and condemned in whole or part

	Cattle excluding cows	Cows	Calves	Sheep	Pigs	Horses
Number killed (if known)	12228	542	143	15821	36675	
Number inspected	12228	542	143	15821	36675	
ALL DISEASES EXCEPT TUBERCULOSIS AND CYSTICERCI						
Whole carcases condemned	19	6	11	39	145	
Carcases of which some part or organ was condemned	3857	224	52	1914	11071	
Percentage of the number inspected affected with disease other than Tuberculosis and Cysticerci	31.7	42.5	44.1	12.3	30.4	
TUBERCULOSIS ONLY						
Whole carcases condemned	1				3	
Carcases of which some part or organ was condemned	17				542	
Percentage of the number inspected affected with Tuberculosis15				1.5	
CYSTICERCI						
Carcases of which some part or organ was condemned	210 *					
Carcases submitted to treatment by refrigeration	187					
Generalised and totally condemned						

O. Bovis 1.5% of total cattle inspected

* 23 having degenerate cysts only

SLAUGHTERHOUSES AND MEAT INSPECTION:- On 1st November the Council fixed slaughtering hours within the Borough and these have worked very satisfactorily.

There are now 2 slaughterhouses within the Borough, one in Northgate Street and one on the Eastern Trading Estate and in the year under review 65,409 animals were killed and inspected. This figure is the highest ever reached in the Borough, but the income to the Council from meat inspection was reduced because there was a substantial drop in the number of cattle and pigs killed. The charges made for the inspection of animals were fixed in 1963; however, since then, Local Authorities' expenses have increased considerably and it is felt that these charges should now be reviewed.

In addition to the 2 slaughterhouses mentioned above a licence has been issued to a poultry packing station for the slaughter of rabbits only; the kill here is also on the increase. The percentage of Tuberculosis found in cattle was again small, but there was a rise - from .03 in 1965 to .15 in 1966.

Although there was a real reduction in the number of cattle found to be infested with *Cysticercus bovis* the marked decrease from 2.9% to 1.5% is misleading, because in previous years when a *C. bovis* cyst was found in the carcass of an animal that carcass was recorded as infested regardless of the condition of the cyst and was subjected to treatment by refrigeration before being passed for human consumption. Since October 1966 when the Meat Inspection (Amendment) Regulations 1966 came into operation, only when one or more viable or caseous cysts are found in a carcass considered to be infested with *C. bovis* and subjected to refrigeration. When only degenerate or calcified cysts or non-cystic caseous lesions are found the carcass is released without treatment. In such cases your officers subject the carcass to the most thorough search for viable cysts, but as every experienced Meat Inspector knows, it is only too easy to miss one of these small cysts in a carcass of beef. It is the opinion of your officers that the old system was the safer, even though some carcasses were refrigerated unnecessarily and thereby suffered depreciation in value.

Total number of animals
killed for human consumption

1949	6,592
1954	12,301
1959	16,280
1964	37,922
1965	64,628
1966	65,409

POULTRY:- Each year since 1958 comment has been made in the Annual Report of your Medical Officer of Health on the importance of routine examination of poultry. On one occasion doubt was expressed as to what happens to diseased poultry at places where it is not subjected to routine inspection and on another occasion the hope was expressed that this Council's policy on poultry inspection might be extended throughout the country. It is therefore most gratifying to record that in the year under review the Ministry of Health drew the attention of all the responsible Local Authorities to the need for frequent and regular visits to all poultry processing establishments.

Regular daily visits to all the poultry packing stations were continued. There were 15,942 hens and 25,453 chickens condemned, making a total of 41,395 birds, having a weight of 53 tons, 13 cwt., 13 lbs. In addition to this 2 tons, 1 cwt., 30 lbs. of parts of birds were condemned. Seventy turkeys were also condemned.

In the last six months of the year a detailed analysis was kept of the various causes for condemnation and the following may be of interest:-

	<u>Chickens</u>	<u>Hens</u>
Dead in crate	2,410	626
Abscesses	674	473
Emaciation and/or Parasitic	1,601	3,616
Emphysema	158	3
E Coli septicaemia	6,695	379
Damaged	35	15
Bruising	188	210
Peritonitis	111	247
Gumboro' Disease	40	8
Ascites and Leucosis	106	2,218
Moribund	445	278
Tumour	437	1,097
Tuberculosis	-	198
Miscellaneous	111	211
	<u>13,011</u>	<u>9,579</u>

FOOD PREMISES:- The number of food premises in the area classified by type of business, the number of premises registered under Section 16 of the Food and Drugs Act 1955 and the number of inspections of these premises, which were made during the year, are recorded in the accompanying table.

	Number Registered under Sect. 16, F. & D. Act	*Total Number of Premises	Number of Inspections made
Butchers and Pork Butchers	20	23	64 (42)
Bakers	1	5	15 (14)
Confectioners	-	26	36 (16)
Fish - Wet	-	5	7 (15)
Fish - Fried	10	11	23 (24)
Greengrocers	-	13	33 (23)
General Provisions	2	53	94 (68)
Hotels	-	8	16 (10)
Licensed Premises (excluding hotels)	-	77	108 (52)
Restaurants, Cafes and Canteens	-	69	141 (83)
Food Stalls	-	45	162 (90)
Other Food Premises	-	47	40 (47)

* These figures should be regarded as approximate because in many cases different businesses are conducted from the same premises

UNSOOUND FOOD:- Foodstuffs found to be unfit for human consumption and diverted to other purposes or destroyed were:-

	Tons	Cwts.	Qrs.	lbs.
Vegetables		8	-	-
Cheese		1	-	20
Fish			2	5
Vegetables - 682 tins		7	-	8
Poultry	55	14	1	15
Fruit and Cereals		7	-	1
Ham - tinned		1	3	16
Tinned Meat - 1,450 tins		14	1	6
Tinned Milk, Fish, Fruit, etc. - 4,091 tins	1	18	3	23
Rabbits - 217		8	1	12
Miscellaneous		3	2	13
	60	5	1	7
Meat and Offals (at slaughterhouses)	60	7	2	7
	<u>120</u>	<u>12</u>	<u>3</u>	<u>14</u>

The number of certificates of condemnation issued was 3,271 (3,630). The methods of disposal of unsound food were unchanged.

DISEASES OF ANIMALS ACT 1950

For the first time since 1959 the Borough was not included in any order made under the above Act. The number of movement licences issued was 4,541 (4,568).

PREVENTION OF DAMAGE BY PESTS ACT 1949

Eight hundred and thirty-seven inspections were made by the rodent operator and 484 treatments were carried out. In addition, 2 maintenance treatments were carried out to the sewerage system and periodic inspections and treatments were made at the refuse tips and sewage works.

Generally speaking, the infestation of rats during this year was much smaller than in previous years - a very satisfactory situation.

During the summer months 90 wasps nests were destroyed.

OFFICES, SHOPS & RAILWAY PREMISES ACT 1963

At the 31st December 450 premises were registered with this Authority - 145 (192) of these were inspected and 505 (507) visits were made under the Act. Five (8) accidents were reported, all of which were investigated, but in no case was any further action necessary. Three thousand, three hundred and ninety-four (3,431) persons were employed in premises registered with this Authority. The slight reduction is due to the fact that some premises have been transferred to H. M. Factory Inspector where it has seemed more appropriate (e.g. building sites, offices, etc.).

Five hundred and twenty-four (123) contraventions of various types were dealt with informally.

Inspections were carried out of premises under the above Act and, as will be seen from the following table, some defects were noted. The majority of these had been remedied by the end of the year and attention was being given to the outstanding matters.

Regular inspection of such premises is most important for, if this is neglected, at some premises the standards tend to become lower.

1. INSPECTIONS for purposes of provisions as to health (including inspections made by Public Health Inspectors).

Premises	Number on Register	Number of		
		Inspections	Written Notices	Occupiers prosecuted
(i) Factories in which Sections 1, 2, 3, 4, and 6 are to be enforced by Local Authorities	16	9	1	
(ii) Factories not included in (i) in which Section 7 is enforced by the Local Authority	185	97	6	
(iii) Other premises in which Section 7 is enforced by the Local Authority, (Excluding out-workers' premises)	66	9	1	
TOTAL	267	115	8	

2. Cases in which DEFECTS were found

Particulars	Number of cases in which defects were found				Number of cases in which prosecutions were instituted
	Found	Remedied	Referred		
			To H.M. Inspector	By H.M. Inspector	
Want of cleanliness (S.1.)	4	4			
Overcrowding (S.2.)					
Unreasonable temperature (S.3.)					
Inadequate ventilation (S.4.)	2	3			
Ineffective drainage of floors (S.6.)	1	1			
Sanitary Conveniences (S.7.)					
(a) Insufficient					
(b) Unsuitable or defective	4	4			
(c) Not separate for sexes	1	1			
Other offences against the Act (not including offences relating to Outwork)					
TOTAL	12	13			

OUTWORK
(Sections 110 and 111)

Nature of Work	Section 110			Section 111		
	No. of outworkers in August list required by Section 110(1)(c)	No. of cases of default in sending lists to the Council	No. of prosecutions for failure to supply lists	No. of instances of work in unwholesome premises	Notices served	Prosecutions
Wearing apparel, Making, etc.	5					
TOTAL	5					

HOUSING

The Ministry of Health no longer requires details of housing matters to be included in the Annual Report of Medical Officers of Health, but in view of the amount of time devoted by your Officers to this subject, some brief notes are recorded below:-

Building Progress - New housing accommodation provided during 1966 was as follows:-

LOCAL AUTHORITY

Completed in 1966

227 (226)

Under construction on
31st December, 1966

346 (118)

It should be noted that 54 of the houses completed and 162 of those under construction were for town development purposes.

PRIVATE ENTERPRISE

Completed in 1966

136 (122)

Under construction on
31st December, 1966

82 (90)

The completion of some 540 houses for town development purposes in the last 3 years together with the Council's normal building programme has considerably increased the proportion of Council owned houses compared with privately owned houses and it would seem that this trend is likely to continue.

OVERCROWDING: One case of statutory overcrowding was abated but at the end of the year there was only one case known requiring attention.

SLUM CLEARANCE: The number of houses demolished during the year was 39 (96). Slum clearance generally has made very satisfactory progress and if this is maintained it is expected that the date originally fixed for the completion of the Council's programme will be advanced.

Sixty-four (80) families involving 158 (174) persons were displaced during the year. One Clearance Order was made in 1966, but at the end of the year this was still awaiting confirmation. Five other areas involving properties in Chalk Road, Kings Road and Nowton Road which were declared in 1965 were confirmed during the year and many of the families have now been rehoused.

HOUSING REPAIRS AND IMPROVEMENTS:- A second improvement area was declared involving 148 houses in York Road, Albert Street and Albert Crescent; these areas do take up a lot of your officers' time in view of the somewhat cumbersome steps which have to be taken. It is gratifying to know that the Ministry appreciates this.

Eight (38) of the Council's pre-war houses were modernized in 1966.

Following routine inspections and complaints 169 (149) unfit or defective houses were repaired as a result of formal or informal action by your officers. With the completion of house-to-house inspections in 2 improvement areas it is proposed to commence inspections of another area early in 1967. By the end of the year 21 (14) standard and 27 (31) discretionary improvement grants had been paid.

The following list shows details of the works which have been completed:-

Roofs repaired	59	(45)
Guttering and rainwater downpipes repaired or renewed	72	(47)
External walls repaired or repointed	55	(95)
Doors repaired or renewed	26	(41)
Chimneys, flues and fireplaces repaired	34	(32)
Floors repaired and renewed	73	(33)
Windows repaired or enlarged, etc.	109	(81)
Dampness remedied	88	(95)
Wall and ceiling plaster repaired	58	(87)
Stairs and staircases repaired	9	(13)
Food stores provided	18	(33)
Internal water supplies repaired	2	(3)
Sinks provided or renewed	3	(10)
Water closets repaired	20	(17)
Additional water closets provided	1	(-)
Drainage - repairs and improvements	43	(55)
External decoration	21	(18)
Yard pavements repaired	3	(5)
Dry rot remedied	16	(7)
Woodworm infestations treated	11	(6)
Miscellaneous	8	(11)
	<hr/>	<hr/>
	729	(734)

DUSTBINS:- At the end of the year 1,293 (1,230) bins had been provided under the Council's dustbin scheme. The scheme has now been operated for 13 years and there can be little doubt that it provides a very useful service.

COMPLAINTS:- During the year 1,153 (1,020) complaints were dealt with by the department.



