

**[Report 1941] / School Medical Officer of Health, Burton-upon-Trent
County Borough.**

Contributors

Burton upon Trent (England). County Borough Council.

Publication/Creation

1941

Persistent URL

<https://wellcomecollection.org/works/zbwp9ajs>

License and attribution

You have permission to make copies of this work under a Creative Commons, Attribution license.

This licence permits unrestricted use, distribution, and reproduction in any medium, provided the original author and source are credited. See the Legal Code for further information.

Image source should be attributed as specified in the full catalogue record. If no source is given the image should be attributed to Wellcome Collection.



Wellcome Collection
183 Euston Road
London NW1 2BE UK
T +44 (0)20 7611 8722
E library@wellcomecollection.org
<https://wellcomecollection.org>



County Borough of Burton upon Trent

EDUCATION COMMITTEE

ANNUAL REPORT

UPON THE

SCHOOL MEDICAL SERVICE


FOR THE YEAR 1941


BY

W. ALCOCK

M.B., Ch.B., B.Hy., D.P.H.

SCHOOL MEDICAL OFFICER






Digitized by the Internet Archive
in 2017 with funding from
Wellcome Library

<https://archive.org/details/b28966892>

INDEX

	Page
Arrangements for Treatment	6
Blind, Deaf, Defective and Epileptic Children	15
Children's Care Committee	14
Co-operation of Parents	13
Co-operation of School Attendance Officers	13
Co-operation of Teachers	13
Co-operation of Voluntary Bodies	13
Co-ordination	3
Crippling Defects and Orthopaedics	5
Dental Defects	5 & 8
Ear Disease and Hearing	5 & 7
Employment of School Children	15
Exclusions from School	6
External Eye Diseases	5
Following up	6
Findings of Medical Inspection	4
Heart Disease and Rheumatism	5 & 8
Infectious Diseases	9
Malnutrition	6
Medical Inspection	4
Minor Ailments	5 & 6
Nose and Throat	5 & 7
Nursery Schools	15
Nutrition	4
Orthopaedic and Postural Defects	5 & 8
Physical Training	10
Provision of Meals	12
School Hygiene	3
Secondary Schools	15
Speech Training	11
Staff	3
Tables—Elementary Schools	16
Tables—Secondary Schools	20
Tuberculosis	5 & 8
Uncleanliness	6
Vision	5 & 7



SECONDARY SCHOOLS

Return of Defects treated during the year ended
the 31st December, 1941

Defective Vision and Squint

	Number of defects dealt with		
	Under Authority's Scheme	Otherwise	Total
ERRORS OF REFRACTION (including squint)	14	—	14
Number of children for whom spectacles were			
(a) Prescribed	14	—	14
(b) Obtained	14	—	14

Dental Treatment, 1941

HIGH SCHOOL

Number of cases treated	18
Number of attendances	49

GRAMMAR SCHOOL

Number of cases treated	21
Number of attendances	51
Fillings—Permanent Teeth	56
Temporary Teeth	—
Extractions—Permanent Teeth	37
Temporary Teeth	15
Number of cases in which general anaesthetics were given for extractions	24
Other operations—Permanent Teeth	30
Temporary Teeth	—

SECONDARY SCHOOLS
Medical Inspection Returns

Table 2

**A.—Return of Defects found by Medical Inspection in
the year ended 31st December, 1941**

DEFECT OR DISEASE					Routine Inspections		Special Inspections	
					No. of Defects		No. of Defects	
					Requiring Treatment	Requiring to be kept under observation, but not requiring Treatment	Requiring Treatment	Requiring to be kept under observation, but not requiring Treatment
SKIN DISEASE					4	1	—	—
EYE	{	Blepharitis	1	1	—	—		
		Other conditions exeluding vision and squint	—	—	—	—		
		Defective vision excluding Squint	24	50	5	5		
		Squint	—	—	—	—		
EAR	Otitis Media	—	5	—	—			
Tonsils		—	26	—	—			
Enlarged cervical glands (Non- Tuberculous)		—	17	—	—			
Bronchitis		—	26	—	—			
HEART	{	Organic	—	4	—	—		
		Functional	—	15	—	—		
Rheumatism		—	5	—	—			
Defective Speech		—	3	—	—			
Defective Teeth		57	6	5	—			
DEFORMITIES								
Spinal curvature		1	27	—	—			
Other forms		2	17	—	1			
Other defects, excluding defects of Nutrition, Uncleanliness and Dental Diseases					11	57	—	—
Totals					100	260	10	6

SECONDARY SCHOOLS

TABLE 1

Return of Medical Inspections for year ended
the 31st December, 1941

A.—ROUTINE MEDICAL INSPECTIONS

Age	{	Under 9 years	..	53	
		9	„	..	14
		10	„	..	31
		11	„	..	79
		12	„	..	131
		13	„	..	115
		14	„	..	109
		15	„	..	106
		16	„	..	47
		17	„	..	16
		18	„	..	4
					<hr/>
					705
					<hr/>

B.—OTHER INSPECTIONS

Number of special inspections	15
Number of re-inspections	344
			<hr/>
			359
			<hr/>

C.—INDIVIDUAL CHILDREN

Found to require treatment	41
(excluding uncleanness and dental diseases)			

ELEMENTARY SCHOOLS

TABLE VI

Return of all Blind and Deaf Children in the Area

December 31st, 1941

BLIND AND DEAF CHILDREN

BLIND CHILDREN

A blind child is a child who is too blind to be able to read the ordinary school books used by children

At a Public Elementary School	At an Institution other than a Special School	At no School or Institution	Total not receiving suitable Education
—	—	1	1

DEAF CHILDREN

A deaf child is a child who is too deaf to be taught in a class of hearing children in an elementary school

At a Public Elementary School	At an Institution other than a Special School	At no School or Institution	Total not receiving suitable Education
—	—	—	—

MENTALLY DEFECTIVE CHILDREN

Total number of children notified during the year ended 31st December, 1941, by the Local Education Authority to the Local Mental Deficiency Authority, under the Mental Deficiency (Notification of Children) Regulations, 1928

0

ELEMENTARY SCHOOLS

Table IV.—Dental Inspection and Treatment

(1) Number of children inspected by the Dentist.

(a) Routine age-groups.

AGE	4	5	6	7	8	9	10	11	12	13	14	15	TOTAL
Number	99	438	581	632	625	612	635	550	682	723	307	18	5,902
(b) Specials													311
(c) TOTAL (Routine and Specials)													6,213
(2) Number found to require treatment													3,645
(3) Number actually treated													1,900
(4) Attendances made by children for treatment													3,460
(5) Half-days devoted to :—													
Inspection					36								36
Treatment					436								436
Total					472								472
(7) Extractions :—													
Permanent Teeth													408
Temporary Teeth													2,236
Total													2,644
(8) Administrations of general anaesthetics for extractions													568
(6) Fillings :—													
Permanent Teeth					1,366								1,366
Temporary Teeth					204								204
Total					1,570								1,570
(9) Other Operations :—													
Permanent Teeth													795
Temporary Teeth													168
Total													963

Table V.—Verminous Conditions.

(i) Average number of visits per School made during the year by the School Nurses	12
(ii) Total number of examinations of children in the Schools by School Nurses	19,670
(iii) Number of <i>individual</i> children found unclean	422
(iv) Number of individual children cleansed under Section 87 (2) and (3) of the Education Act, 1921	Nil
(v) Number of cases in which legal proceedings were taken :—	
(a) Under the Education Act, 1921	Nil
(b) Under School Attendance Byelaws	5
(vi) Number of Children cleansed under a Voluntary Scheme	301

ELEMENTARY SCHOOLS

TABLE III

TREATMENT TABLES

Group I.—Minor Ailments (excluding Uncleanliness,
for which see Table V)

Total Number of Defects treated or under treatment during
the year under the Authority's Scheme 838

Group II.—Defective Vision and Squint (excluding Minor Eye
Defects Treated as Minor Ailments.—Group I)

	No. of Defects dealt with		
	Under the Authority's Scheme	Otherwise	Total
ERRORS OF REFRACTION (including squint)	265 284	2	286
Other defect or disease of the eyes (ex- cluding those recorded in Group 1.) ..	—	—	—
Total	265 284	2	286
No. of Children for whom spectacles were	Under the Authority's Scheme	Otherwise	Total
(a) Prescribed	254	2	256
(b) Obtained	236	2	238

Group III.—Treatment of Defects of Nose and Throat

Number of Defects			
Received Operative Treatment		Received other Forms of Treatment	Total number treated
Under the Authority's Scheme, in Clinic or Hospital	By Private Practitioner or Hospital, apart from the Author- ity's Scheme		
—	85	—	85

ELEMENTARY SCHOOLS

TABLE I

RETURN OF MEDICAL INSPECTIONS

Year ended 31st December, 1941

A.—ROUTINE MEDICAL INSPECTIONS

Number of Inspections in the prescribed groups :—

Entrants	838
Second age group	684
Third age group	751
Total	2,273

Number of other Routine Inspections

— 20

B.—OTHER INSPECTIONS.

Number of Special Inspections and Re-Inspections

8,216

TABLE II

B.—Classification of the Nutrition of Children Inspected during the year in the Routine Age Groups

Age-groups	Number of Children Inspected	A (Excellent)		B (Normal)		C (Slightly subnormal)		D (Bad)	
		No.	%	No.	%	No.	%	No.	%
Entrants ..	838	120	14.3	663	79.0	52	6.3	3	0.4
Second Age-group	684	113	16.5	510	74.5	56	8.4	5	0.6
Third Age-group ..	751	150	20.0	536	71.4	58	7.7	7	0.9
Other Routine Inspections	—	—	—	—	—	—	—	—	—
Total ..	2273	383	16.8	1709	75.1	166	7.3	15	0.7

14. Blind, Deaf and Epileptic Children. Six children in the Borough are on the Blind Persons' Register, two of these are totally blind and four partially blind. One is attending no school or institution, three are attending at an ordinary elementary school and are on a special curriculum, whilst two are in Birmingham Royal Institution for the Blind. Five partially-sighted children attended ordinary elementary schools, a special curriculum being provided for all of them.

There are two children attending certified schools for the Deaf and one partially-deaf child attending an ordinary elementary school.

15. Nursery Schools. A Nursery Class for children aged 3 to 5 years at Short Street School continued in operation during the year.

16. Secondary Schools.

(a) Medical Inspections were carried out along the lines indicated in previous reports. At the end of this report is a table showing a detailed return of defects found at routine inspections.

(b) Medical Treatment. There was no change in the treatment available in previous years.

17. Employment of School Children. The following table indicates the number of children examined and passed fit for several kinds of employment within prescribed limits during 1941 :—

				Boys	Girls	Total
Newspaper delivery		129	2	131
Errands	32	—	32
Domestic Duties	—	1	1
Milk Delivery	1	—	1
				—	—	—
				162	3	165
				—	—	—

18. The Assistant School Medical Officer has been responsible for the preparation of this Report, and his assistance in this respect is hereby acknowledged.

W. ALCOCK,

School Medical Officer.

CHILDREN'S CARE COMMITTEE

Report for the year 1941

The Children's Care Committee was re-appointed by the Education Committee in November, 1940, and was constituted as follows :—

Mrs. Curzon, Miss Evershed, Mrs. Griffiths, Mrs. Macgilp, Mrs. Piddocks, Mrs. Rowland, Mrs. Slator, Mrs. Templeman, Mrs. F. G. Thompson, Mrs. Walley and Mrs. Williams.

The Officers were elected for 1941, viz. :—

Chairman—Mrs. Slator.

Vice-Chairman—Mrs. Rowland.

Hon. Secretary—Miss Evershed.

Four cases were reported to the Committee during the year and were dealt with as follows :—

1. Boy aged 11½ years—given a course of tonic medicine.
2. Boy aged 3 years—provided with surgical boots.
3. Boy aged 12 years—provided with surgical boots.
4. Girl aged 7½ years—provided with surgical boots.

The Feoffees gave a grant of £25, and this help is gratefully acknowledged by the Committee.

J. M. SLATOR,

Chairman.

PHYLLIS M. EVERSLED,

Hon. Secretary.

Free	3,240
On Payment	8,789
Total	<u>12,029</u>
Average number of meals per school :—						
Free	61
On Payment	166
						<u>227</u>

The following particulars indicate the scope of the scheme for providing cheap milk in schools, and of free milk when the family income falls below a prescribed limit.

Number of individual children supplied with free milk	284
Average number of children supplied with milk at a special price	4,477
Number of one-third pint bottles supplied free					80,826
Number of one-third pint bottles supplied on payment	945,552

13. (a) **Co-operation of Parents.** The number of parents present at the Medical Routine Inspection of children in the age groups was approximately the same as in the previous years.

We should like to thank the teachers for their ready help with the medical inspections and the reference of cases.

The School Attendance Officers have again been very helpful and the Voluntary Aid Assistance, and the Children's Care Committee have again given generous help to necessitous children.

A report of the work of the Children's Care Committee is appended.

DEFECTIVE ARTICULATION

Number	Result			
	Cured	Improved	Slight Improvement	Unchanged
36	22	11	3	—

CLEFT PALATE

Number	Result			
	Cured	Improved	Slight Improvement	Unchanged
4	—	3	1	—

Total number of cases treated, 50.

11. **Provision of Meals.** A scheme commenced on the 8th October, 1941, and serves approximately a third of the town on a very limited basis and the scheme to other parts of the town will, it is hoped, take place very shortly with the completion of the kitchen at Wellington Street. Meals are cooked in a central kitchen at the Jubilee Hall and forwarded to the centres in insulated containers.

Children who are recommended by the School Medical Officer for extra nourishment are provided with free meals, subject to the application of the Committee's Revised Income Scale. Other children pay 6d. for each meal.

The teachers have co-operated in the working of the scheme very willingly and efficiently and have arranged a quota of teachers to supervise the taking of the meals of the children.

Meal servers have been appointed on an approximate basis of one for every 50 meals and are paid by the Education Committee.

The total number of meals provided since 8th October, 1941, to 31st December, 1941 :—

For physical activities to-day, great emphasis is being laid on the necessity of wearing as few clothes as possible, and these must allow freedom of movement. The Head Teachers have co-operated fully on this matter, and have begun to train the children to strip their clothes for Physical Training lessons. Several junior schools have the children with bare backs, except in the coldest weather when they wear a vest. The same applies to some of the senior boys. In the senior girls schools a few classes made, in their sewing classes, special Physical Training knickers to wear with a blouse.

Recreative Physical Training. Keep-Fit Classes for adults took place at the Technical Institute on three evenings and two afternoons each week. In November, an Open Night was held to show the type of work done, as the result of which a number of new members were enrolled.

Classes for young people from 14-18 years old were held at the two Youth Institutes, including physical training, boxing, badminton and ballroom dancing. Outdoor activities were much encouraged, particularly at the weekends. Swimming, cricket, tennis, rounders, cycle rides, rambling, football and netball all proved popular.

The extension of the various branches of Physical Training showed the growing realisation for the need of such organised physical activities, and the A.T.C. and Voluntary Organisations such as the Guides and Rangers and the G.F.S. opened classes for their members.

10. Speech Training. The experimental speech training classes were continued during 1941, and the following tables indicate the beneficial results obtained :—

STAMMERING

Degree			Result			
Slight	Considerable	Severe	Cured	Much improved occasional difficulty when excited	Improved	Unchanged
4	4	2	2	7	1	0

PHYSICAL TRAINING REPORT FOR 1941

Training Courses. In the Autumn, two Refresher Courses for teachers were given by the Committee's Organisers of physical education. Each Course consisted of ten sessions, and were designed for :—

- (a) Men and women teachers responsible for the Physical Training of junior and senior boys. This Course was not able to be completed due to the Organiser being called up for Military Service.
- (b) Women teachers in Senior Schools. During this Course and demonstration, classes of children were given from the Junior Technical and Commercial School, Intermediate School, Clarence Street Senior Girls' School, and Hill Street Girls' School, to show different aspects of their work.

In November films on Physical Training and games for school children were shown to a large group of teachers.

Visits to Schools and Institutes. H.M. Inspectors of Physical Education have visited the Training Courses, Youth Institutes and Schools, and the Organisers have been to all departments regularly to discuss any problem with the Head Teachers, and to give advice and help to the teachers responsible for the physical work of the school.

Playing Fields. Many schools have been deprived of ground for games by the ploughing up of Recreation Grounds for allotments, but a large new field has been acquired by the Committee—Belvoir Road—where the Youth Institutes play on Saturday afternoons, and the Junior Technical School and Victoria Road Senior Boys during the week.

Swimming. Again this year, the Swimming Baths were made available for School children for instruction. During the Summer the 2nd class bath was reserved for 15 hours weekly, and 14 schools sent classes of children. During the Winter season, classes from 5 schools still attended regularly and had the opportunity of using the 1st class bath.

Equipment and Clothing. Rationing of goods and clothing has added to the difficulties of obtaining equipment and shoes, but, nevertheless, all necessary apparatus has been supplied.

8. Infectious Diseases. A table of the common infectious diseases and their distribution throughout the schools is presented below :—

SCHOOLS AND INFECTIOUS DISEASES

SCHOOL	Whoop ing Cough	Chicken Pox	Measles	Scarlet Fever	Diph- theria	Mumps	German Measles
Clarence Street	0	1	0	0	1	6	0
Winshill	15	2	6	1	0	0	0
Horninglow	18	58	20	10	0	20	0
Broadway Infants	15	1	4	4	1	28	0
Short Street, Stapenhill ..	5	21	2	0	1	5	0
Victoria Road	5	42	34	5	1	36	2
Grange Street	8	24	18	17	0	54	0
Holy Trinity	3	3	1	3	0	8	0
Christ Church	3	12	16	2	0	22	2
Shobnall Road	2	0	14	1	0	12	0
Hill Street and St. Peter's Street	28	0	24	0	0	50	1
Junior Technical	1	2	1	0	0	0	0
Wetmore Road	7	0	4	1	0	0	0
Uxbridge Street	12	2	31	2	1	36	1
St. Modwen's	4	7	9	1	1	13	0
Goodman St. and Stafford St. ..	15	29	29	4	1	10	0
High School (Girls)	2	0	3	1	0	0	0
Grammar School	0	0	2	1	0	0	0
No School	325	21	602	29	16	1	1
Private School	2	0	3	1	1	0	0
Bond Street	5	0	2	0	0	13	1
Nursery School	3	0	0	0	0	0	0
Intermediate School	0	0	0	0	0	4	0
Totals	478	225	825	83	24	318	8

(b) Special Treatment (Zinc Ionisation).

Cured	2	2
Transferred for operation	2	
Relapsed after treatment	—	1
	—	
	4	3
	=	

(g) **Dental Defects.** Of 3,645 children found to require treatment 1,900 actually received treatment during 3,460 visits.

(h) **Orthopaedic and Postural Defects.** This work was carried out as in previous years at the Orthopaedic Clinic, Cross Street, under the direction of Dr. J. H. Moir, assisted by Miss M. J. W. Abbotts. Cases were seen on the first Friday of each month by Dr. Moir. Dr. Moir resigned as and from the 1st October, 1941. Dr. Robert Bewick, M.B., Ch.B., F.R.C.S., was engaged as Orthopaedic Surgeon and cases are seen on the first Monday of each month by Dr. Bewick. The following table shows the cases dealt with during the year:—

	Number of new cases	Total number of attendances
Health Committee	2	7
Maternity and Child Welfare Committee	15	427
Education Committee	31	1,731

Hospital Treatment for these types of cases is carried out where necessary by the Warwickshire Orthopaedic Hospital for Children at Coleshill, and at Bretby Hall. Three new cases were sent during the year to Bretby Hall Orthopaedic Hospital.

(i) **Heart Disease and Rheumatism.** There is no special provision made for this type of case beyond the close supervision of activities in School and the advice given to parents about the care necessary to limit damage to poorly compensated hearts.

(j) **Tuberculosis.** There were two cases of tuberculosis in school children requiring hospital treatment during 1941.

(d) **Treatment of Defective Vision.** The following is a tabulated account of the work done by the School Ophthalmologist :—

TREATMENT OF DEFECTIVE VISION, 1941

Total number of children attending Refraction Clinics	..	286*
Total number of attendances	834
Number prescribed glasses	†254
Number referred to Infirmary	1
Number found not to require glasses	25
Present glasses suitable	2
Refused treatment	1

* Includes 14 secondary school children.

† Includes 14 secondary school children.

(e) **Nose and Throat Defects.** The Local Education Authority has no special scheme for the treatment of diseased tonsils and adenoids, but such treatment is readily available at the Local General Hospital, and through the courtesy of the Infirmary Staff, we are provided with the information that 85 operations upon school children for diseased tonsils and adenoids were performed during 1941.

(f) **Ear Disease and Defective Hearing.** The following tables indicate the treatment carried out for ear defects :—

Number of ear examinations	835	
1. Minor conditions—			
Wax Impaction	12	14
Defective hearing	8	4
Furunculosis	2	1
Foreign bodies	2	5
Catarrh of Middle Ear	9	5
Otalgia	4	4
		37	27
2. Otorrhoea. Result of treatment—			
(a) Routine treatment.			
Ears dry	23	8
Improved but still attending	—	1
Ceased attending	2	2
Transferred to own Doctor	—	—
Transferred to Infirmary	4	—
		29	10

Exclusions from School						No. of exclusions	
Uncleanliness	507	8
Skin Diseases—Impetigo and Sores	47	4
Scabies	117	20
Ringworm : Scalp	—	—
Body	—	—
Herpes	9	3
Miscellaneous Dermatitis	12	6
Ear Diseases—Otorrhoea	7	8
Furunculosis	2	17
Eye Diseases—Conjunctivitis	14	17
Blepharitis and Hordeola	5	17
Myopia	—	—
Throat—Tonsillitis and Sore Throat	11	12
Enlarged Glands	11	4
Other Diseases—Bronchitis	1	2
Rheumatism and Chorea	—	1
Epilepsy	—	1
Miscellaneous	73	61
Total						816	45

6. Following up.

This procedure was carried out as in previous years with the usual profitable results in most instances. 115 visits were made during the year, including 62 for speech defects, by the School Nurses to the homes of School Children.

7. Arrangements for Treatment:

(a) **Malnutrition.** Extra nourishment in the form of milk was provided free in necessitous cases as in previous years.

(b) **Uncleanliness.** The cleansing station set up in 1939 at the School Clinic continued in successful operation.

Exclusions for uncleanliness fell from 786 in 1938 to 507 in 1941.

(c) **Minor Ailments and Diseases of the Skin.** Treatment of the above conditions, together with head examinations, necessitated 12,316 attendances at the School Clinic.

1945
969

(c) **Minor Ailments and Diseases of the Skin.** 838 cases were referred to the Minor Ailments Clinic, to their own Doctor, or to Hospital as a result of inspections. 117 were cases of scabies and 158 of other skin diseases chiefly impetigo. Both these latter figures show a slight increase over that of 1940.

(d) **Visual Defects and External Eye Diseases** found at medical inspections to require treatment or supervision were as follows :—

Defective Vision, including Squint ..	284
External Eye Disease	120

(e) **Nose and Throat defects** found were as under :—

Chronic Tonsillitis	269
Adenoids enlarged	11
Tonsillitis and Enlarged Adenoids	21
Other conditions of nose and throat ..	22

14 cases with enlarged and inflamed tonsils and 15 cases with enlarged tonsils and adenoids were recommended for surgical treatment out of the above total of 323.

(f) **Ear Disease and Defective Hearing.** The following defects of this type were found :—

Defective hearing	23
Otitis Media	79
Other ear diseases	79

(g) **Dental Defects.** 6,213 children were examined by the School Dentist in the course of routine and special inspections. 3,645 were found to require treatment.

(h) **Orthopaedic and Postural Defects.** Defects of this type found at medical inspections numbered 65 of which 15 required treatment, and the rest observation.

(i) Supervision continued as in previous years of cases of **Heart or Rheumatic Diseases** and 46 such children are on the Heart Register.

(j) **Tuberculosis.** All Tuberculosis contacts were examined each term in accordance with the practice of previous years.

(k) **No Crippling Defects** were found during 1941.

4. **Medical Inspection.** Medical Inspection was continued as before.

- (1) Routine inspection of Entrants, Intermediates and Leavers.
- (2) Supplementary inspections of defects found at routine inspections or specially referred by parents, school teachers, or school nurses.

The number of routine inspections in statutory groups was as follows :—

Entrants	838	719
Intermediates	684	624
Leavers	751	661
					<u>2,273</u>	<u>2024</u>
						44

Number of supplementary inspections was 8,216.

In addition, the School Nurses made 17,397 examinations during 12 visits to each school.

5. Findings of Medical Inspections.

(a) **Nutrition** is assessed on clinical grounds as follows :—

		1941	1940	
A. Excellent	383 424 16.8%	17.5%	24
B. Normal	1,709 1357 75.2%	76.4%	68
C. Slightly Subnormal		166 271 7.3%	5.5%	12
D. Bad	15 16 0.7%	0.6%	
		<u>2,273</u> <u>2068</u> 100%	<u>100%</u>	99

According to these figures there does not seem to be any significant change in the health of the school children during 1941.

(b) **Incidence of Vermin.** The number of children found unclean was 422 and there were 507 exclusions from school on this account. 301 children were cleansed at the School Clinic under a voluntary scheme.

These figures show an increase on the corresponding figures for the previous three years, but not an alarming one. Some of this may be due to the greater attention paid during this year to this condition.

Annual Report of the School Medical Officer

TO THE LOCAL EDUCATION AUTHORITY
BURTON UPON TRENT

I have pleasure in submitting the Annual Report of the School Medical Officer for the year 1941.

In view of the need for extreme economy in the use of paper the Board of Education have requested that such Reports may be made as brief as possible.

Of the infectious diseases, Whooping Cough, Measles and Mumps showed an increase over the previous year. Scarlet Fever cases were less than half those of the previous year and the Diphtheria rate continued at the same low level throughout the year. The Department has attempted to continue to immunise as many children as possible against Diphtheria.

There has been one change in the School Medical Service staff in Burton upon Trent during 1941, viz., Dr. J. H. Moir resigned the position of Orthopaedic Surgeon and Dr. R. Bewick, M.B., Ch.B., F.R.C.S., was appointed.

1. Staff.

Dr. Thomas Ross, *Assistant School Medical Officer.*

Dr. E. Anne Perrott, *Assistant School Medical Officer.*

2. **Co-ordination.** Close co-operation with the Health, Infant Welfare, Tuberculosis, Mental Deficiency and other services continued during 1941. I again have to thank the General Practitioners, the staffs of the Voluntary Institutions and Associations for their co-operation.

3. **School Hygiene.** No change took place in the number of departments or school buildings available in 1941.

Average number of children on roll	..	6,818
Average attendance	5,824

