

[Report 1962] / Medical Officer of Health, Burnley R.D.C.

Contributors

Burnley (England). Rural District Council.

Publication/Creation

1962

Persistent URL

<https://wellcomecollection.org/works/vgr5yrjh>

License and attribution

You have permission to make copies of this work under a Creative Commons, Attribution license.

This licence permits unrestricted use, distribution, and reproduction in any medium, provided the original author and source are credited. See the Legal Code for further information.

Image source should be attributed as specified in the full catalogue record. If no source is given the image should be attributed to Wellcome Collection.



Wellcome Collection
183 Euston Road
London NW1 2BE UK
T +44 (0)20 7611 8722
E library@wellcomecollection.org
<https://wellcomecollection.org>

Library
rec'd 22.7.63



BURNLEY RURAL DISTRICT COUNCIL

ANNUAL REPORT




MEDICAL OFFICER OF HEALTH

for the year

1962

J. V. DYER, M.R.C.S., L.R.C.P., M.B.D.S., D.P.H.



Digitized by the Internet Archive
in 2017 with funding from
Wellcome Library

<https://archive.org/details/b28966247>

(1)

PUBLIC HEALTH DEPARTMENT STAFF.
(with qualifications)

Medical Officer of Health:

J. V. DYER, M.R.C.S., L.R.C.P., M.B., D.S., D.P.H.,

Chief Public Health Inspector
and Superintendent of Public Cleansing:

H. WOODCOCK.

Certified Sanitary Inspector
Sanitary Inspectors Examination Joint Board.
Certified Meat and Food Inspector,
Royal Sanitary Institute.
Associate Member of the Institute of Public Cleansing.

Additional Public Health Inspector:

R. ISHERWOOD.

Certified Sanitary Inspector,
Sanitary Inspectors Examination Joint Board.
Certified Meat and Food Inspector.
Royal Sanitary Institute.
Member of the Institute of Housing.

Clerk:

MRS. C. STANWORTH.

(2)

MEMBERS OF THE HEALTH AND WATER COMMITTEE.

CHAIRMAN:

COUNCILLOR W¹. STARKIE, C.C.,

VICE-CHAIRMAN:

COUNCILLOR E. DINSDALE - to 24th May, 1962.

COUNCILLOR D.H.J. STUTTARD - from 24th May, 1962.

COUNCILLORS:

Miss A. Alston.

C. E. Angus.

W. Atkinson.

W. Bennett.

Mrs. E. D. Corrin.

W. Dent.

E. T. Eddlestone.

Mrs. E. Fielden.

G. W. Fox.

C. Howarth.

F. Pickles.

T. Pye - to 16th August, 1962.

P. Gilbraith - from 15th
October, 1962.

W. Roberts

T. Smith.

D.H.J. Stuttard - 24th May, 1962

E. Dinsdale - from 24th May, 1962

- to 12th October, 1962.

J. Nixon - from 3rd December, 1962

H. Sutcliffe.

J. Walton.

J.T. Whittaker.

(3)

REPORT OF THE MEDICAL OFFICER OF HEALTH
FOR THE YEAR 1962

Mr. Chairman, Ladies and Gentlemen,

I have the favour to present my Annual Report on the Health and Sanitary Circumstances of Burnley Rural District in respect of the year ending 31st December, 1962.

The form and content are in accordance with the wishes of the Ministry of Health, and the main purpose of this letter is to draw your attention to certain points of interest and importance.

I assumed my appointment as your Medical Officer of Health in August, 1962, following Dr. R. Robinson, who retired after many years of faithful and progressive work in the field of Public Health.

The mid-year estimate of population is 16,090, 80 more than for the previous year. There is an excess of deaths over births, so there must be an active movement of population into the District, which is most encouraging.

The countryman is entitled to living conditions in every way as good as his urban relative. In this respect I should respectfully like to request the Council to consider extending the refuse collection to every dwelling. Similarly, we should not pause in the clearance of unfit houses. What the town dweller considers to be a delightful picturesque cottage, can be a squalid slum inside. Sentiment nor fear must not delay housing progress, although inevitably costly. Happiness and good health cannot be assessed in terms of money.

The Public Health Inspectors are to be congratulated on their successful efforts to examine every animal slaughtered for human consumption. It can be a source of pride that no meat is sold from this district which has not been certified as fit.

Conversion of pail and waste water closets to fresh water systems continues at a satisfactory rate, although over one third of the total sanitary conveniences remain to be dealt with.

Altogether, 1962 has been a good year for the Burnley Rural District and I am proud at the opportunity to work here.

To the officers who have provided information for this report, I am grateful, as I am to the staff of the Health Department for their good work throughout the year, and I thank the Members of the Public Health Committee for their support and encouragement. In conclusion, I acknowledge the assistance of Mrs. Stanworth in compiling this report.

I have the honour to be,

Your obedient Servant,

JOHN V. DYER,

Medical Officer of Health.

(4)

SECTION A.VITAL STATISTICS AND SOCIAL
CONDITIONS.

Registrar-General's estimate of home population, mid-year, 1962	16,090
Area of the district	39,841 acres
Number of inhabited houses at end of 1962 according to rate books	6,275
Rateable Value (as at 1st April, 1963)	£258,221
Sum represented by 1d rate (actual for year ended 31st March, 1963) ...	£1.041

The chief occupations of the people in the district are textile weaving, coal mining, dairy farming and light engineering.

<u>Live Births.</u>	<u>Male</u>	<u>Female</u>	<u>Total</u>
Legitimate	130	119	249
Illegitimate	3	5	8
Birth rate per 1,000 population mid-year 1962 ...			17.8

Still Births.

Rate per total (live and still) births.	4
---	---

Deaths.

Number of deaths (all causes)	148	124	272
Death rate per 1,000 population mid-year 1962			15.4

Deaths from Puerperal Causes.

Puerperal sepsis	0
Other maternal causes	0

Infant Deaths.

Deaths of infants under 1 year of age	2
Deaths of infants under four week of age	2
Infant mortality rate per 1,000 live births	12.0
Neo-natal mortality rate per 1,000 live births	8.0

Total deaths from cancer (all forms)30

Other certified causes of death were
as follows:

	<u>Male</u>	<u>Female</u>	<u>Total</u>
Tuberculosis, respiratory	0	1	1
Tuberculosis, other	0	0	0
Syphilitic disease	0	0	0
Other infective and parasitic diseases...	0	1	1
Malignant neoplasm, stomach	8	3	11
Malignant neoplasm, lung, bronchus	10	0	10
Malignant neoplasm, breast.....	1	1	2
Malignant neoplasm, uterus	0	3	3
Other malignant and lymphatic neoplasms..	14	13	27
Leukaemia	1	1	2
Diabetes	0	0	0
Vascular lesions of nervous system.....	13	19	32
Coronary disease, angina	41	26	67
Hypertension with heart disease ..	1	5	6
Other heart disease	13	21	34
Other circulatory disease	8	6	14
Influenza	0	1	1
Pneumonia	1	3	4
Bronchitis	12	1	13
Ulcer of stomach and duodenum	5	2	7
Gastritis, enteritis and diarrhoea	0	0	0
Nephritis and nephrosis	0	0	0
Hyperplasia of prostate	3	0	3
Congenital malformations	0	1	1
Other defined and ill-defined diseases ..	10	9	19
Motor vehicle accidents	0	1	1
All other accidents	5	6	11
Suicide	1	0	1
Other diseases of respiratory system	1	0	1
	<hr/> 148	<hr/> 124	<hr/> 272

SECTION B.

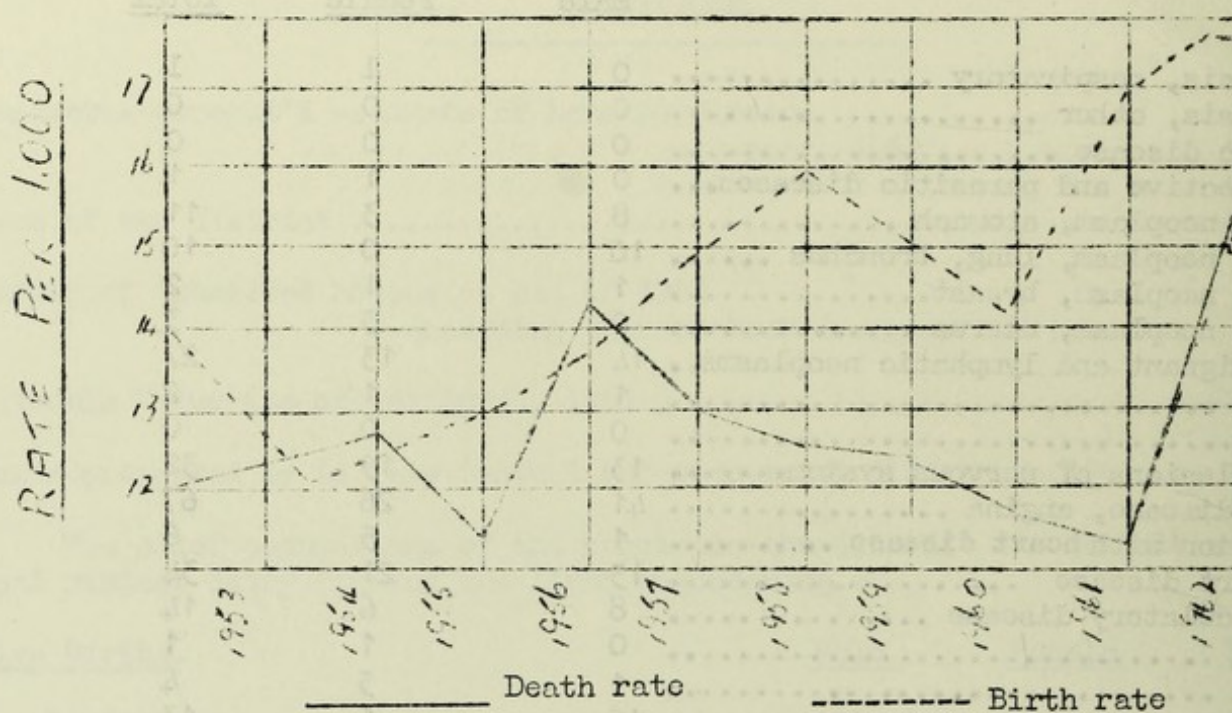
GENERAL PROVISIONS OF HEALTH SERVICES FOR THE AREA.

1. Laboratory Facilities.

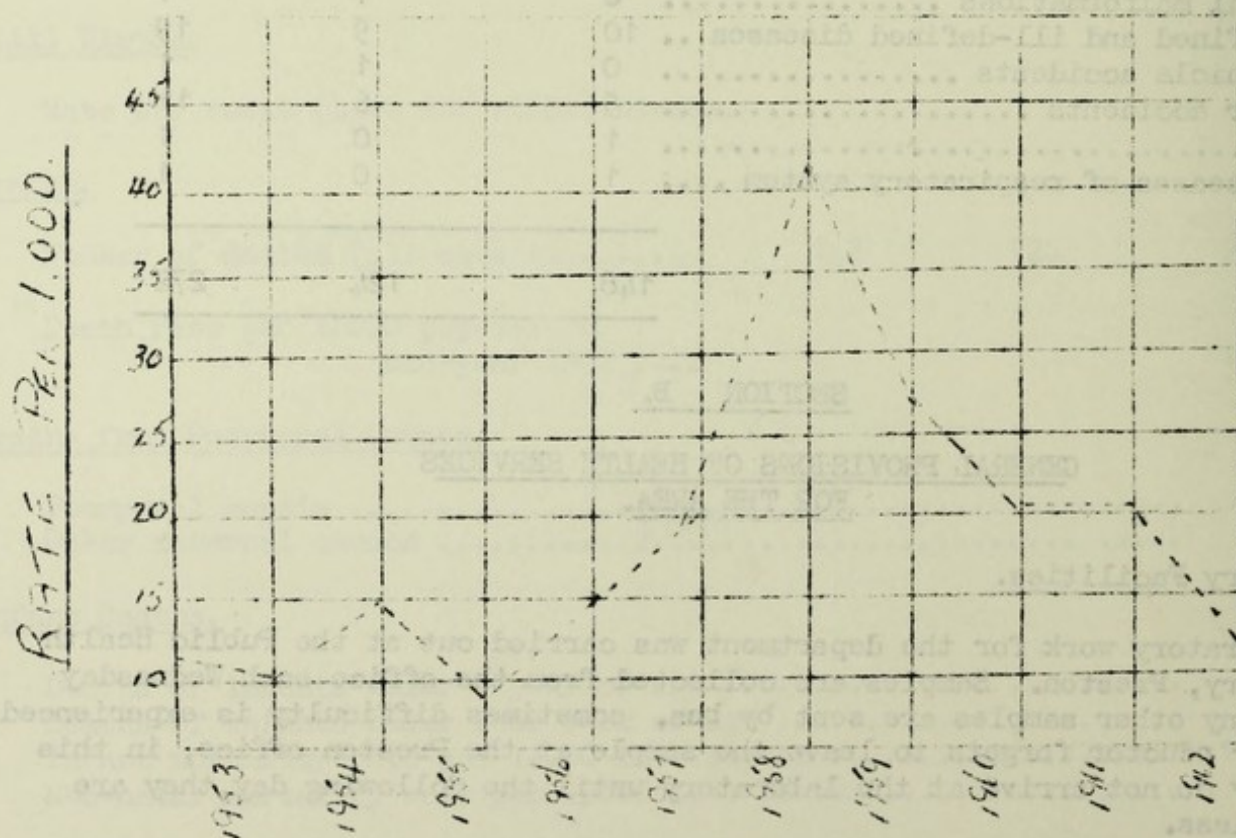
The laboratory work for the department was carried out at the Public Health Laboratory, Preston. Samples are collected from the office each Wednesday noon. Any other samples are sent by bus, sometimes difficulty is experienced if the conductor forgets to leave the sample at the Preston office, in this case they do not arrive at the laboratory until the following day, they are then useless.

(6)

GRAPH SHOWING BIRTH AND DEATH RATE FOR PAST 10 YEARS.



GRAPH SHOWING INFANTILE MORTALITY RATE FOR PAST 10 YEARS



2. Ambulance Facilities:

All the ambulance undertakings for this district are carried out by the Lancashire County Council.

3. Nursing Services:

The nursing services provided for this district are carried out by the Lancashire County Council.

4. Immunisation and Vaccination Services, Home Helps etc.,

All these are under the control of the Lancashire County Council.

5. Clinics and Treatment Centres.Child Welfare Centres:

Barrowford U.D.C.	Ambulance Hall, Maud St. Barrowford.
Brierfield U.D.C.	Town Hall Annexe, Brierfield.
Burnley R.D.C.	Methodist Chapel, Briercliffe. Village Hall, Holme, Cliviger. Co-operative Rooms, Foulridge. 7, Town Gate, Higham. Wesleyan Chapel, Sabden. Wesleyan Chapel, Worsthorne.
Colne M.B.	Bank House, Albert Road, Colne.
Nelson M.B.	9/11, Carr Road, Nelson.
Padiham U.D.C.	West Bank House, Padiham.
Trawden U.D.C.	Guild Room, Co-operative Rooms, Trawden.

School Clinics:

Elizabeth Street, Burnley.
West Bank House, Padiham.
9/11, Carr Road, Nelson.
Bank House, Albert Road, Colne.
259, Manchester Road, Nelson.

Tuberculosis:

Cases of suspected tuberculosis are now seen at the Chest Clinic, Marsden Hospital, Burnley.

Veneral Disease:

At the Out-Patient Department, Victoria Hospital, Burnley.

Institutional Accommodation for Maternity Cases:

Christiana Hartley Hospital, Colne.

Fern Lea, Nelson.

Bank Hall, Burnley.

All these are under the control of the Regional Hospital Board.

SECTION C.PREVALENCE OF, AND CONTROL OVER INFECTIOUS DISEASES.Infectious Diseases:

The infectious diseases notified during the year were:

Scarlet Fever	6
Acute pneumonia.....	3
Measles	43

<u>T uberculosis.</u>	<u>Pulmonary</u>	<u>Non-Pulmonary</u>	<u>Total</u>
-----------------------	------------------	----------------------	--------------

Number of primary notifications
received from medical
practitioners on Form A.

1

0

1

Un-notified cases (obtained
from Death Returns

1

0

1

Localisation of Disease:

Pulmonary Tuberculosis

1

0

1

Meninges and C.N.S.

0

0

0

Other (Cervical lymph nodes)

0

0

0

Scabies Crder, 1941:

There were no cases of scabies notified to this authority during the year.

SECTION D.CHIEF PUBLIC HEALTH INSPECTOR'S REPORT.SANITARY CIRCUMSTANCES OF THE AREA.1. Water Supply.

The area is supplied chiefly by water from the Council's own waterworks and from those of adjoining local authorities, but, in addition, there are also many privately owned water supplies.

The number of samples taken during the year was:

<u>Bacteriological:</u>	Public supplies	14
	Private supplies	26
<u>Chemical:</u>	Public supplies	0
	Private supplies	0

Details of the estimated number of houses with a piped supply of water are as follows:

Parish	Piped supplies			Not piped
	No. of dwelling houses	From Public water mains	From Private supplies.	
Altham	222	222	-	-
Barley	80	28	52	-
Blacko	191	163	28	8
Briercliffe	881	866	15	9
Cliviger	648	555	93	9
Dunnoekshaw	135	37	98	4
Foulridge	402	472	30	4
Goldshaw Booth	83	41	42	2
Habergham Eaves ...	258	231	27	2
Hapton	608	577	31	3
Higham	211	166	45	5
Ightenhill	48	48	-	-
Northtown	32	19	13	1
Old Laund Booth ...	286	245	41	-
Read	319	306	13	-
Reedley Hallows ...	278	246	32	-
Roughlee	116	53	63	1
Sabden	446	392	54	-
Simonstone	240	230	10	-
Worsthorne	641	636	5	-

The department has been engaged during the year checking on the purity of water supplies.

In all, 40, samples of water, from public and private supplies, were taken and submitted to the Public Health Laboratory, Preston, for analysis.

The results of these samples were as follows:

Public Supplies:

14, samples taken for bacteriological examination.

Number reported excellent	13
Number reported unsatisfactory	1

Private Supplies:

26 samples taken for bacteriological examination.

Number reported excellent	11
Number reported unsatisfactory	15

The 26 samples from private supplies will cover more than 26 houses as quite often one spring will supply several properties.

In cases where water is reported unsatisfactory, the users are requested to boil all water to be used for drinking purposes. Unsatisfactory sources are investigated and where possible, advice is given to owners so that improvements may be effected.

Where there are several springs running into one private supply, samples are taken from each spring and where one or more is found to be unsatisfactory then such springs can be disconnected, leaving only those where pure water is delivered.

In several cases it has been found that water originating from a spring is piped for varying distances in field drains which admit subsoil water to a tank which is often below ground and inadequately covered and admits surface water. This is a most unsatisfactory method of storing and collecting drinking water. Considerable improvements can be carried out by constructing a water tight brick tank with sides standing 18" above surrounding ground and properly covered. Properly jointed glazed earthenware pipes are then used for conveying the water to the tank.

2. Pollution of Rivers and Streams.

When any septic tanks are emptied an inspection is made and where improvements or repairs are necessary, the appropriate notice is served on the owner. Filters require constant attention, especially in the vicinity of trees, as choking is caused by leaves falling in the Autumn.

The Rivers Board are continually requiring improved design when new septic tanks are being built. The cost of building such tanks is now much higher than it was two or three years ago. If some local building firm could devise a system of building the different sizes of tanks required in some prefabricated way it may be possible to reduce the cost.

The sewerage scheme at Lane Bottom, Briercliffe was completed towards the end of 1960 and by the end of December fifty pail closets had been converted to fresh water closets. Conversions in this area will now proceed more slowly as the majority of the pails have been converted.

The sewerage of Dunnockshaw is almost complete and the scheme for Newchurch-in-Pendle has been started. Twenty fresh water closets have been installed at Dunnockshaw.

The chief source of river pollution is still from unsewered villages as follows:- Barley, Ightenhill, Roughlee and Hurstwood. A scheme is in course of preparation for the sewerage of Barley and Roughlee.

Another source of pollution is caused by drainage from farms. Sink drainage is usually piped direct to the nearest stream and liquid manure tanks are, in the majority of cases, fitted with overflow pipes, and these discharge into adjoining streams. In some cases, heavy pollution is caused by faulty outlet valves on these liquid manure tanks. Such outlets are generally stopped up with a sack. When the tank box is full it is carted on to the land, but the liquid continues to run to the nearest stream until the box is again placed in position. This procedure continues until the tank is empty and it is not possible to re-stop the outlet until the tank is empty.

3. Closet Accommodation.

The Council pay grants for the conversion of privies and pail closets as follows:-

- a) Where the property is connected to a sewer not more than 100 feet away. £20. per w.c.
- b) Where the property is connected to a sewer more than 100 feet away. A sum between £20 and £35 at the discretion of the Council.
- c) Where the conversion involves the construction of a septic tank and filter. £35 per w.c.

In all cases the amount shown is maximum. The grant will be that amount, or half the cost, whichever is the lesser.

The following table shows the number of conversions carried out during the year.

Pail closets to fresh water closets	58
Waste water closets to fresh water closets	70
Privy closets to fresh water closets	0
Privy closets to pail closets	0
Trough closets to fresh water closet	0

The approximate number of the different types of sanitary conveniences in the district is as follows:-

Fresh water closets	3821
Waste water closets	1967
Pail closets (including tank closets)	714
Trough closets	4

The number of waste water closet conversions in 1961 was 114 and the number in 1962 was 70.. This is due no doubt to the payment of Standard Grants under the House Purchase and Housing Act, 1959.

During the year houses were provided with the five standard amenities necessary for the obtaining of a grant.

The actual work involved was as follows:-

Baths installed	87
Washbasins installed	97
Hot water supplies provided	57
Fresh water closets installed	122
Ventilated food cupboards installed	113

4. Public Cleansing.

For practically the whole year, refuse was collected weekly, but following the July and September holidays when the department closed down, and collections deteriorated slightly for two weeks in each case. This is due in no small measure to the enthusiasm and industry of the refuse collectors. For only seven weeks out of the fifty two was the establishment at full strength. In fact during the year $377\frac{1}{2}$ days were lost owing to sickness. Admittedly casual labour was used to fill the gaps, but a new comer cannot expect to compare with a regular man. A casual labourer cannot be used to pull out the bins, he doesn't know where they are, similarly he cannot take back the empty bins, he doesn't know where to put them. Therefore the only work he can do, is empty refuse into the waggon. Normally the teams interchange jobs to avoid monotony, but it is not easy to do this when changes are made necessary through sickness.

Occasionally, when investigating a complaint of a full dustbin, it has been found that the tenant has placed a large cardboard carton in the bottom of the bin, thus leaving very little room for any other refuse to follow.

Every new house built adds greatly to the work of the men because the bins have to be carried a much greater distance than in the case of the conventional terraced house with a back yard and backstreet.

The "do it yourself" house owner is causing quite a problem in the department. Several times each week requests are received for special collections to be made of old fireplaces, bricks, plaster and other building materials. We are even asked to be "disposers of old furniture". Where the quantity is reasonable, every effort is made to oblige; but where the quantity is considered too large the owner is advised to employ a private contractor. These extra collections put an extra strain on the staff and vehicles. When a special collection has to be made, a charge is made.

Collections of trade refuse are now made from several business premises. A quarterly charge is made for this service.

Vehicles and Labour.

The five day week is still operating successfully.

Refuse is collected as follow:-

One 18/20 cub. yd. Shelvoke and Drewry Fore and Aft Tipper (eleven years old) staffed by a driver and four men.

Collections from: Worsthorne, Pike Hill, Red Lees, Overtown, Holme, Walk Mill, Dunnockshaw, Habergham Eaves, Hapton, Read and Simonstone.

One 10 cub. yd. Shelvoke and Drewry Side Loader (Twelve years old) staffed by a driver and four men.

Collections from: Sabden, Fence, Blacko, Foulridge, Reedley and Briercliffe.

One 7 cub. yd Ford Diesel (Seven years old), staffed by a driver and two men.

Collections from: Altham, Barley, Roughlee, Goldshaw Booth, Ightenhill and isolated properties around the villages.

This vehicle has shown a considerable saving in fuel costs.

One 2 cub. yd Bedford Side Loader (five years old), staffed by a driver and one man.

Used for refuse collection when necessary to assist other vehicles, tip maintenance, collection of full salvage bags from vehicles and collection of metals from tips. Also used for special collections and trade refuse.

A new Shelvoke and Drewry 12 cub. yd Fore and Aft Tipper with special packing device came into service on the 1st January, 1963. It will replace the 7 cub. yd Ford Diesel. The Ford Diesel will replace the 2 cub. yd Bedford.

A Shelvoke and Drewry Pakamatic of 40 cub. yd capacity has been ordered. Delivery is expected in June, 1963. This will replace the 18/20 cub. yd Fore and Aft Tipper.

This latter vehicle will replace the 10 cub. yd Side Loader and this latter vehicle will be used as a spare.

Nightsoil Collection and Emptying of Cesspools.

One 800 gallon Shelvoke and Drewry Cesspool Emptyer (Twelve years old) staffed by a driver and one man.

Approximatelt 650 pails are emptied weekly, plus privies and cesspools.

This vehicle is employed fifty two weeks per year as pails cannot be left at holiday weeks. Some tenants use Elsan type closets and the containers are not as large as the pails sold by the Council, consequently when such people have visitors they soon find that the container is full.

We have trouble with the 8" outlet valve on this vehicle which has to be renewed at least once per year. This is due to the type of material carried and to the fact that some tenants deposit anything objectionable into the pail.

Pail emptying is most objectionable work and every credit is due to the two men who carry out the work and to those who fill the breach at holiday times.

Numerous calls are made for septic tanks to be emptied. Some of these have a large capacity and may take a whole day to empty. Consequently, there is a limit to what can be done as the pail service must not be interrupted and cesspools and privies also need emptying at regular intervals.

Refuse Disposal

Household refuse is deposited on tips in the parishes of Reedley Hallows, Hapton, Dunnockshaw, and Sabden. The tip at Old Laund Booth has been closed.

At regular intervals, a Bristol Tractor is hired from Nelson Corporation for tip maintenance.

Difficulty is experienced at Hapton by people depositing wallpaper, builder's refuse, etc., in the gate way, which leaves the approach very unsightly. This is now filled to capacity.

When the Pakamatic is in operation it will be possible to close the tips at Hapton and Dunnockshaw.

Sale of Galvanised Ware.

Dustbins and pails were sold to householders during the year as follows

Galvanised light dustbins	42
Galvanised B.S.S. dustbins	142
Galvanised B.S.S. dustbins with rubber lids and bases...	13
Galvanised sanitary pails	24

5. Salvage.

A market was found for all the paper salvaged during the year at an average price of £6 per ton.

The total weight of salvage last year was 199 tons 10 cwts and the total income was £1,283. 18. 1d.

Weight and Value of Salvage sold during the year.

	T	C.	Q.	lbs	£.	s.	d.
Waste paper	189.	6	3	0	1147.	13	10.
Aluminium		8	3	10	24.	15.	0.
Brass		3	1	13	14.	2.	3.
Copper		1	2	26	11.	4.	0.
Tins	3.	19.	0	0	7.	19.	0.
Lead		1.	0	5	2.	18.	6.
Rags	4	18	0	15	54.	13.	11.
Woollens		10	1	19	19.	7.	8.
Batteries			2	14		9.	5.
Zinc			2	0		14.	6.
	199.	10.	1.	18.	1283.	18.	1.

The men are paid a bonus on salvage sales, which amounted to £17. 10s. 7d. for a man who worked the full period.

6. Public Conveniences.

Land has been purchased by the Council at Hapton for the erection of public conveniences.

Negotiations are in progress for the purchase of a site suitable for conveniences at Worsthorpe.

Conveniences are in existence at Foulridge, Briercliffe and Sabden.

The greatest need is in the parishes which attract numerous visitors at the weekends and public holidays.

7 Disinfection.

During the year ten houses were visited for the purpose of disinfection. Formaldehyde is used in all cases except in the case of tuberculosis where a 5% Izal solution is used.

Bedding is removed for steam disinfection, where necessary, to Burnley County Borough Cleansing Station.

8. Rodent Control.

Rodent control in private dwellings and business premises was carried out during the year. A free service was given in the case of private dwellings but a charge was made for the treatment of business premises and farms.

Sewer Treatments.

Parish	No. of manholes.	No. of manholes showing take of bait.		dates of treatment.
		complete	partial	
Blacko, Fence & Wheatley Lane	50	0	4	15. 5.62.
Briercliffe	57	0	5	4. 6.62
Cliviger	148	0	5	2. 7.62
Foulridge	55	3	6	3. 5.62
Habergham Eaves	22	0	0	27. 3.62
Hapton	57	0	7	26. 3.62
Higham	60	0	0	17. 4.62
Read and Simonstone	69	0	5	10. 4.62
Reedley	20	3	8	27. 3.62
Sabden	52	2	5	22. 5.62
Worsthorne	90	0	8	19. 6.62

Committee for Rodent Control.

The North East Lancashire Advisory Committee was formed in 1954. This covered Workable Area No. 11, which comprised of Colne, Nelson, Trawden, Brierfield, Barrowford, Burnley, Padiham and Burnley Rural District, together with Workable Areas No. 10 and 15. Each district is represented by a member of the local authority and the Public Health Inspector. Half-yearly meetings are held in the respective districts when problems are discussed.

9. Other Vermins

Sixteen houses were disinfested, all of which were infested with cockroaches.

10. Sanitary Inspection of the
Area.

Appendix A on Page 24 shows the number of inspections carried out during the year.

11. Tents, Vans and Sheds.

There are two main sites licensed on which caravans and sheds are situated. A new site was licensed on which caravans only are situated. In addition there are a number of moveable dwellings on very small sites in different parts of the district.

The new site licensed for holiday caravans only is quite modern. There are concrete standings and paths, electricity points, sewer drainage and water supply at each standing. Communal showers, laundry and water closets are situated in a central position. There is also a special arrangement for emptying chemical closets. Refuse is collected from properly covered bins each week by the Council's workmen.

Conditions at the sites for caravans and sheds have been maintained in a sanitary manner. Bins are placed near the entrance to both sites so that refuse can be deposited by campers and is then easily collected by the Council's men approximately every eight days.

The owner has constructed a special tank box which he uses to tour the sites one day each week. Chemical closets are then emptied into a box. The box is placed in a convenient position so that the contents can be transferred to the Council's Cesspool Emptier for disposal.

In addition to the above, 17 applications have been received under the Caravan Sites and Control of Development Act, 1960 involving 185 caravans.

12. Smoke Abatement.

The Clean Air Act has taken away from local authorities responsibility for gas manufacturing plants, with the exception of those parts of the works used for steam raising.

The coke works, which, in the past was the cause of many complaints and which has previously been reported upon, was closed at the end of the year. The area surrounding these works is now considerably cleaner.

Several complaints have been received of abnoxious fumes from a Chemical Plant in the district. All these complaints have been passed on to H.M. Alkaline Inspector.

Many factories with Lancashire boilers have abolished hand firing and substituted automatic stokers. This greatly reduces smoke emissions.

13. Factories.

There are 99 factories in the district, and inspections are made. Many of the factories have had modern sanitary accommodation installed in place of existing types.

Below is given a table of factory inspections for purposes of provisions as to health, and cases in which defects were found under Part 1 of the Factories Act, 1937.

Factory inspections for purposes of provisions as to
Health.

Premises	No. of Register	Inspections	Notices.
Factories in which Sections 1,2,3,4 and 6, are to be enforced by Local Authority	4	0	0
Factories in which Section 7 is enforced by Local Authority (not included above)	136	26	8
Other premises in which Section 7 is enforced by the Local Authority	9	0	0
	149	26	8

Cases in which defects were found

Particulars	No. in which defects were found	Remedied	Referred by H.M. Inspector.
Want of cleanliness	4	0	1
Insufficient Sanitary conveniences	1	1	0
Unsuitable or defective sanitary conveniences	10	3	3
	15	4	4

SECTION E.HOUSING.

During the year, no houses were erected by the Council. Fifty one houses were erected by other bodies or persons.

At the end of the year 77 applications had been received for houses and 79 applications for bungalows.

Inspection and Repair of Houses.

Again, complaints of housing defects have not been as numerous as they were pre 1939.

A very large percentage of terraced houses and cottages are now owned by the people who live in them. These people are generally very proud to be owner/occupiers and take great pride in carrying out improvements. Baths, washbasins, and water closets are installed usually with the aid of a Standard Grant. Modern fireplaces are fixed, flagged floors are covered with various colours of asphalt. External walls are neatly pointed and woodwork is regularly painted in attractive bright colours. All this effort has brought about a considerable improvement in the housing conditions of the people and such houses will thereby provide good accommodation for a long number of years.

During the year, 246 tenanted houses were inspected, usually on complaint. The number of inspections made was 337. 35 informal notices were served requiring repairs to be carried out and 23 informal notices were complied with. Action was taken under Sec.16 and 17 of the Housing Act, 1957 in respect of 1 house.

Rent increases and Certificates of Disrepair.Rent Act, 1957.

During the year two certificates of disrepair were issued and there were no undertakings given by landlords to carry out repairs listed by the tenants. Two certificates of disrepair were cancelled by the Council on applications by the landlords.

Particulars of housing inspections and repair work carried out are given in Appendices B and C on pages 25 and 26.

SECTION F.a) Milk Supply

On the 1st October, 1960 the County Council took over the granting of dealers licenses under the Milk (Special Designation) Regulations, 1960.

No. of dairies in the district	12
No. of shops in the district other than dairies	16

b) Biological Examination of Milk Samples.

No. of samples taken for brucellosis tests.....	158
No. reported negative	86
No. reported positive	59
No. reported equivocal	13

c) Samples for Statutory Tests.Raw Milk

Methylene Blue Tests	2
No. reported satisfactory	2

Heat Treated Milk.

No. of samples taken for Phosphatase Tests	2
No. reported satisfactory	2

d) Meat and Other Foods.

At present there are three slaughterhouses in the district, one each in the parishes of Dunnockshaw, Higham and Read. At two of the slaughterhouses regular weekend killing is carried out. This necessitates both Inspectors working alternate week-ends, for which extra payment is received.

The butcher's shops were inspected and generally found to be clean and well maintained.

Details of meat inspected and condemned within the district during 1962 are shown in Appendix E, on page 29.

Condemned Meat

In the case of meat condemned at slaughterhouses and butcher's shops, small amounts are buried at the tip and, in some cases, at the slaughterhouses. Larger quantities of condemned meat are sent for manufacture into fertilisers.

Meat is coloured green at the time of condemnation.

Food and Drugs Act, 1955.

The County Council is the Food and Drugs Authority under the Food and Drugs Act, 1955 and thus deals with the adulterations of food.

A total of 87 samples was obtained, consisting of 63 samples of milk (1 of which was a sample of Channel Islands milk) and 24 others comprising:-

1 Butter	1 Baking powder
1 Bread	1 Cooking fat
2 Self-raising flour	1 Coffee and Chicory mixture
1 Flour confectionery	2 Whisky
3 Gin	1 Brandy
1 Beef sausage	1 Mineral water
1 Bicarbonate of soda	1 Lard
1 Vinegar	1 Meat extract
1 Fruit, dried	1 Ground mixed spice
1 Ground cinnamon	1 Part loaf of bread

I give below details of those samples upon which the County Analyst gave adverse reports:-

<u>Type of Sample</u>	<u>Result of Analysis</u>	<u>Action Taken.</u>
1. Formal milk	Deficient 8.48% solids-not-fat.) Freezing point indicated 7.5%) extraneous water.)	Legal proceedings instituted. Farmer fined £1 on each sample and ordered to pay £7.7.0d. costs.
1. Formal milk	Deficient 2.0% solids-not-fat.) Freezing point indicated 1.6%) extraneous water.)	
1. Formal milk	Deficient 1.6% solids-not-fat.) Freezing point indicated 10.9%) extraneous water.)	
1. Formal milk	Deficient 4.7% solids-not-fat.) Freezing point indicated 1.8%) extraneous water.)	
1. Part of a sliced loaf of bread	Contained one dead house fly weighing 6 mgms.	Legal proceedings instituted. Bakers fined £10 and ordered to pay £7.7.0d costs.
1. Formal milk	Deficient 10% fat and 8.9% solids-not-fat. Freezing point indicated 6.9% extraneous water	Legal proceedings instituted. Farmer fined £5 and ordered to pay £7. 7. 0d costs.

d) Food Preparing Premises.

Where premises do not comply with the Food and Drugs Act, the necessary notices are served on the occupier.

No. of Food Premises, by types of business at end of year.

General grocers and provision dealers	84
Greengrocers and fruiterers.....	12
Meat shops	14
Bakers and Confectioners	15
Fried Fish shops	8
Shops selling mainly sugar confectionery, minerals etc. ...	16
Licensed premises, canteens, cafes etc.,	41
Others	39

e) Ice cream.

The necessary attention was given to premises where ice cream is prepared and/or sold, with special attention being given to the preparation.

Eleven samples of ice cream were taken and submitted to the Public Health Laboratory, Preston for analysis. Ten of the samples were reported Grade 1; and one was reported to be Grade 1V.

f) Bakehouses.

There are fifteen bakehouses on the register and routine inspections were carried out during the year.

g) Food Poisoning.

There were no notifications of food poisoning during the year.

SCHOOLS.

There are twenty three schools in the district and the following information may be of interest.

Number of schools with unsatisfactory yard surfaces 12

Sanitary Accommodation.

No. of schools with:

Fresh water closets	19
Waste water closets	0
Trough closets	0
Pail closets	4

Refuse Disposal.

No. of schools with:

Dustbins	23
Ashpits	0

Water Supply.

No. of schools supplied from:

Public mains	23
Private supplies	0

No. of schools where washing facilities are considered unsatisfactory	6
---	---

Drainage.

No. of schools with drainage to:

Public sewers	17
Private treatment works	2

Dinners are now cooked on the premises at most of the schools. Kitchens have been enlarged and modernised and there has been considerable improvement generally. Meat is freshly cooked and refrigerators have been installed for the storage of perishable food.

APPENDIX A.SANITARY INSPECTIONS MADE.General Sanitation.

Standard Grants	11
Inspections under the Housing Acts	146
Inspections and visits under the Public Health Acts	191
Disinfection of rooms	10
Visits to verminous premises	24
Premises inspected for vermin	3
Visits re water supplies	42
Visits re refuse and salvage disposal	164
Visits re dustbins, pails etc.,	235
Visits re septic tanks and filters	65
Interviews with property owners etc.,	125
Smoke observations	4
Old drains tested	16
Old drains inspected	84
Miscellaneous sanitary visits	166
Shops inspected	105
Visits re conversions	34
Visits to factories re sanitary accommodation	8
Visits re smoke	16
Inspections and visits in connection with I.D. cases	11
Visits re accumulations and deposits	25
Visits re caravans and moveable dwellings	29
Visits re schools	1
Visits re waste food plants	4
Visits re noise	5
Visits in connection with overcrowding	1

Meat and Food Inspection and Inspection of Food Preparing Premises and Vehicles.

Meat inspection	713
Ice cream premises inspected	6
Food preparing premises inspected	28
Miscellaneous food visits	8
Butchers' shops inspected	21
Bakehouses inspected	10
Grocers' shops inspected	9
Greengrocers' shops inspected	4
Fried Fish Shops inspected	4
Licensed premises inspected	6
Slaughterhouses inspected	6
Visits re infected milk	4
Confectioners	2

Sampling.

Milk samples taken	109
Water samples taken	42
Ice cream samples taken	11
Faeces specimen	1

APPENDIX BSANITARY IMPROVEMENTS EFFECTEDDwelling Houses.

Doors and door frames repaired	2
Fireranges repaired or renewed.....	2
Defective sinks repaired or replaced	1
Rainwater gutters provided or repaired	8
Roofs repaired or new roofs provided	4
Defective windows repaired or replaced	1

Bakehouses and Food Shops.

Additional light and ventilation provided	1
---	---

Drainage.

Choked drains cleansed	7
Drainage disposal installations cleansed or repaired	4
Drains repaired or reconstructed	1

Water closets, dustbins, etc.,

Additional water closets provided	6
Waste water closets converted to fresh water closets	27
Pail closets converted to fresh water closets	18
Defective Water closet pedestals replaced	1
Defective dustbins renewed	1

Factories, Workshops and Shops.

Additional water closets provided	1
Intervening ventilated spaces provided	1

APPENDIX C.1. Inspection of dwelling houses during year.

1. (a) Total number of dwellinghouses inspected formally or informally for housing defects (under the Public Health or Housing Acts.)..... 23
- (b) Number of inspections, formal or informal made for the purposes 69
2. Dwelling houses unfit for human habitation and not capable at reasonable expense of being rendered fit .. 34
3. Number of dwelling houses unfit for human habitation but capable of being rendered fit 23

2. Houses DemolishedHouses
demolishedDisplaced during year
Persons Familiesa) In Clearance Areas.

- | | | | |
|---|---|---|---|
| 1. Houses unfit for human habitation | 3 | 0 | 0 |
| 2. Houses included by reason of bad arrangements, etc., | - | - | - |
| 3. Houses on land acquired under S. 43 (2) Housing Act, 1957..... | - | - | - |

b) Not In Clearance Areas.

- | | | | |
|---|---|---|---|
| 4. As a result of formal or informal procedure under S. 17 (1) Housing Act, 1957. | - | - | - |
| 5. Local Authority owned houses certified unfit by M.O.H. | - | - | - |
| 6. Houses unfit for human habitation where action has been taken under the Local Acts. | - | - | - |
| 7. Unfit houses included in Unfitness Orders | - | - | - |

3. <u>Unfit Houses Closed.</u>	Houses Closed	Displaced during year	
		Persons	Families
1. Under S. 16 (4)m17,(1) and 35 (1), Housing Act,1957	1	0	0
2. Under S.17 (3) and 26 Housing Act, 1957	-	-	-
3. Parts of buildings closed under S. 18 Housing Act,1957	-	-	-
4. <u>Unfit Houses made fit and Houses which defects were remedied.</u>	By Owner	By Local Authority	
1. After informal action by local authority	23	-	
2. After formal notice under			
a) Public Health Acts.....	0	2	
b) S.9 & 16 Housing Act,1957	3	0	
3. Under S. 24 Housing Act,1957	-	-	
5. <u>Unfit Houses in Temporary Use Housing Act,1957.</u>		<u>No. of houses.</u>	
<u>Position at end of year.</u>			
1. Retained for temporary accommodation			
a) under section 48		0	
b) under section 17(2)		0	
c) under section 46		0	
2. Licensed for temporary occupations under section 34 and 53		0	
6. <u>Purchase of Houses by Agreement.</u>			
Houses in clearance areas other than those included in confirmed Clearance Orders or Compulsory Purchase Orders, purchased during the year			
		0	
7. <u>Housing Act, 1949 & Housing (Financial Provisions) Act,1948.</u>			
Action taken during the year			
		0	
8. <u>House Purchase and Housing Act, 1959 - Standard Grants.</u>			
a) Submitted to local authority		132	
b) Approved by local authority		118	
c) Work completed		130	

APPENDIX D.PREVENTION OF DAMAGE BY PESTS ACT, 1949

	Local Authority premises	Type of Property		Agricultural
		Dwelling houses	All other including business premises.	
1. Number of properties in the district	26	5627	1791	508
2. Number of properties inspected as a result of				
a) Notification	10	95	26	45
b) Survey under the Act	0	9	0	0
c) Otherwise	25	465	227	5
3. Total inspections carried out, including re-inspections	46	224	46	55
4. Number of properties inspected in Section 2 found to be infested with				
a) Rats	9	70	19	39
b) Mice	1	25	7	6
5. Number of infested properties treated (S.4.)	10	95	26	45
6. Total treatments carried out including re-treatments.	10	95	26	45
7. Number of notices served under S.4. of the Act.	-	-	-	-
8. Number of "Block" control schemes carried out	-	-	-	-

(29)

APPENDIX E.

CARCASSES AND OFFAL INSPECTED AND CONDEMNED IN WHOLE OR IN PART.

	Cattle excluding cows	Cows	Calves	Sheep and Lambs	Pigs.
Number killed	1977	311	10	12,317	196
Number inspected	1977	311	10	12,317	196
<u>All diseases except tuberculosis and cysticercosis</u>					
Whole carcasses condemned	1	0	2	25	1
Organ or part of carcass condemned..	182	199	-	1,771	22
% of number inspected affected.....	9.2%	63.9%	20%	14.6%	11.7%
<u>Tuberculosis only.</u>					
Whole carcasses condemned	3	0	1	0	0
Organ or part of carcasses condemned.	3	0	1	0	9
% of number inspected affected15%	0%	0%	0%	4.6%
<u>Cysticercosis</u>					
Carcasses of which some part or organ was condemned	5	0			
Carcasses submitted to treatment by refrigeration.	5	0			
Generalised and totally condemned ...	0	0			

