

[Report 1973] / Medical Officer of Health, Burnley County Borough.

Contributors

Burnley (England). County Borough Council.

Publication/Creation

1973

Persistent URL

<https://wellcomecollection.org/works/cp5x6h9u>

License and attribution

You have permission to make copies of this work under a Creative Commons, Attribution license.

This licence permits unrestricted use, distribution, and reproduction in any medium, provided the original author and source are credited. See the Legal Code for further information.

Image source should be attributed as specified in the full catalogue record. If no source is given the image should be attributed to Wellcome Collection.



Wellcome Collection
183 Euston Road
London NW1 2BE UK
T +44 (0)20 7611 8722
E library@wellcomecollection.org
<https://wellcomecollection.org>



COUNTY BOROUGH OF BURNLEY



ANNUAL REPORT

OF THE


Medical Officer of Health
and

Principal School Medical Officer

LUKE J. COLLINS, M.B., B.CH., B.A.O., L.M., D.P.H., M.F.C.M., F.R.S.H., M.B.I.M.,

1973

RIP31374



Digitized by the Internet Archive
in 2017 with funding from
Wellcome Library

<https://archive.org/details/b28965887>

COUNTY BOROUGH OF BURNLEY



ANNUAL REPORT

OF THE

Medical Officer of Health

and

Principal School Medical Officer

LUKE J. COLLINS, M.B., B.CH., B.A.O., L.M., D.P.H., M.F.C.M., F.R.S.H., M.B.I.M.,

1973

RIP31374

SUMMARISED INDEX

	<u>Pages</u>
SECTION I - Staff	8 - 11
SECTION II - Statistical and Social Conditions of the Area	12 - 23
SECTION III - Prevalence and Control of Infectious and Other Diseases	24 - 26
SECTION IV - Health Centres	27 - 28
SECTION V - Vaccination and Immunisation	29 - 33
SECTION VI - Community Nursing Services	34 - 41
SECTION VII - Prevention of Illness: Care and After-care	42 - 47
SECTION VIII - Ambulance Service	48
SECTION IX - Environmental Hygiene Services	49 - 68
SECTION X - Miscellaneous	69

DETAILED INDEX

	<u>Page</u>
Ambulance Service	48
Animal Boarding Establishments Act 1963	58
Ante-natal Care	38
Area, Population	12 : 18
At Risk Register	36
Bacteriological Sampling	63 - 64
B.C.G. Vaccination	33
Baths - Public	50
Births - Live and Still	13 : 19
Births - Notifications	38 - 39
Brucella Abortus	62
Care of Aged and Sick and Infirm	42
Care of Premature Infants	39
Cancer	21
Catholic Marriage Advisory Council	36
Cerebral Palsy	44 - 45
Cervical Cytology	45
Child Health Centres	35
Children "At Risk"	36
Chiropody Service	43
Chronic Carriers of Infection	45
Classification of Causes of Death	17
Clean Air	54 - 55
Committee	4
Conversion of Waste Water Closets	57
Coronary Disease	20 : 22 - 23
Co-ordination and Co-operation of Local Health Services	46 - 47
Congenital Malformations	36
Crematorium	18
Deaths	14 : 17 : 19 - 20
Dental Treatment - Mothers and Young Children	37
Diarrhoea and Enteritis	21
Diseases of Animals Act 1950	58
Disinfection and Disinfestation	59
Domiciliary Midwifery	37 - 38
Early neo-natal mortality	14
Epilepsy	44

Factories Acts 1937 to 1950 - Inspection	52 - 53
Family Planning	36
Food Control	59 - 64
Food and Drugs Sampling	63 - 64
Food Hygiene	59 - 60
Food Poisoning	60
Food - Unsound	61
Foreign Bodies in Food	61
Fluoridation of Water Supplies	50
Gastro-Enteritis	60
Health Centres	27 - 28
Health Visitors	34
Health Education	46
Home Nursing Service	39 - 41
Housing	55 - 57
Housing Statistics	57
Immunisation against Diphtheria	30 : 32
Incontinent Pads Service	42
Infant Mortality	13 : 21
Infectious and Other Diseases	24 - 26
Laundry Service for Incontinent	42
Liquid Egg (Pasteurisation) Regulations 1963	63
Malignant Neoplasms	21
Mass Miniature Radiography Survey	44
Maternal Mortality	14 : 39
Meat Inspection	61 - 62
Medical Examinations	69
Midwifery Service	37 - 38
Milk Supply	62
Neo-natal Mortality	14
Noise Nuisance	51
Notification of Births	38 - 39
Nursing Homes	43
Nursing Equipment	42
Offensive Trades	57
Offices and Shops	52
Ophthalmia Neonatorum	39

Pemphigus Neonatorum	30
Perinatal Mortality	14
Pet Animals Act 1951	58
Police Court Proceedings	65 - 67
Population	12 : 18
Post-natal Care	30
Poultry Inspection	63
Premature Infants	30
Prevention of Damage by Pests Act 1940	58
Public Baths	50
Public Cleansing	50
Public Health Inspection	67 - 68
Rateable Value	12
Relaxation and Mothercraft Classes	38
Riding Establishments Acts 1964 and 1970	58
Rodent Control	58
Sewerage and Sewage Disposal	51
Slum Clearance	55 - 56
Smoke Control	54 - 55
Staff	8 - 11
Statistics	12
Statistical Summary	10 - 23
Stillbirths	13 : 19
Summary of Legal Proceedings	65 - 67
Tuberculosis - After-care	43 - 44
Tuberculosis - Notification and Deaths	26
Unfit Houses	56
Unsound Food	61
Vaccination against Measles	31 - 32
Vaccination against Poliomyelitis	30 : 32
Vaccination against Rubella	31 - 32
Vaccination against Smallpox	20
Vaccination against Tetanus	30 : 32
Vaccination against Tuberculosis	33
Vaccination against Whooping Cough	30 : 32
Venereal Diseases	26
Vital and General Statistics	12 - 23
Waste Water Closet Conversion	57
Water Supply	49 - 50
Welfare Foods	36 - 37

HEALTH COMMITTEE

1973 - 1974

HIS WORSHIP THE MAYOR
(Councillor F. Booth)

- * Mrs. Councillor S. Ennis, J.P. (Chairman)
- * Councillor E. Hanson, J.P. (Vice-Chairman)
- Mrs. Councillor P. Bennett
- * Councillor K. Butterworth
- Mrs. Councillor I. Cooney
- * Mrs. Councillor R. I. Pilling
- * Mrs. Councillor A. Smith
- * Mrs. Councillor S. Towler
- Mr. C. Platt - Co-opted Member
- * Members of the Standing Sub-Committee

Public Health Department
18 Nicholas Street
BURNLEY. BB11 2AR

May, 1974

Mr. Mayor, Ladies and Gentlemen,

This is my last Report as your Medical Officer of Health as the statutory requirement for Annual Reports ceases with the repeal of the Public Health Officers' Regulations on 1st April, 1974 under the Local Government Act, 1972.

Perhaps it is appropriate at this time to look in retrospect over the fourteen years I have served as Medical Officer of Health.

Since the introduction of the Mental Health Act, 1959 the Authority provided a hostel to accommodate selected mentally ill and mentally handicapped patients; a purpose-built Adult Training Centre opened in January, 1970 with provisions for 120 people. The social work service was excellent and the Authority was always in the forefront in this field.

Standard grants became available under the House Purchase and Housing Act, 1959, and over the years, many hundreds of property owners have taken advantage of these grants.

In 1960 the first Smoke Control Order was confirmed and from July, 1972 the whole town became "smoke free".

In September, 1962 the service to the mentally handicapped was extended. We opened a Creche or Nursery Class in the Junior Training Centre and a Special "Intermediate" Unit in the Bank Hall Centre for youngsters over the age of 15 years. Both were an instant success. In 1964 an Incontinent Pads service was introduced to supplement the Incontinent Laundry Service which had operated since 1959.

The Authority's grant system for the eradication of waste water closets continued throughout the years and to date very few are now left in the town compared with 14,015 at the end of 1959.

Slum Clearance Programmes continued, though rather at a slow pace. However, new property developments such as Trafalgar Gardens, Turf Moor, Brunshaw and New Palace House estates came into being.

In 1965, following the Blackburn Poliomyelitis epidemic mass vaccination took place in Burnley. In one month alone over 47,000 doses of Sabin oral vaccine were administered.

Mass Miniature Radiography and Diabetic Surveys were carried out annually until early 1970. These surveys proved most successful.

The National Health Service (Family Planning) Act, 1967 charged authorities with providing a family planning service. Such a service had been in existence in Burnley for many years operated by the Local Branch of the Family Planning Association working from Authority-owned clinics.

Publications of interest in 1968 were the "Seeborn Report" on the provision of a comprehensive Social Services Department, and the "Green Paper" on the possible future administrative structure of the medical services.

In 1970 the building of our first Health Centre in Saunder Bank was commenced and this was completed, becoming operative in late November and early December, 1972, bringing together general medical practitioners, the school health and dental service and local health authority services and chiropody. A second Health Centre is in the process of being built and should be completed in the autumn of 1974. This is Kiddrow Lane Health Centre in the west end of the town, which will provide general practitioner services, child health services, chiropody service and there will also be an attached pharmacy.

In November, 1971 progress was made towards the integration of the midwifery service when the "short stay" general practitioner unit opened in the General Hospital. Westway School (Junior Training Centre) was transferred to the Education Department in April, 1971 following the introduction of the Education (Handicapped Children) Act, 1970 and the Mental Health and Home Help Services were transferred to the new Social Services Department in January, 1971.

Re-organisation of the National Health Service began in earnest in 1972 and after many months of hard work by all affected staffs the new Service comes into being on 1st April, 1974. Unfortunately at that time, few but the top officers will actually be in post, and this is to be deprecated. There is no doubt that the services will continue to the patient, but it is entirely unsatisfactory to the very many officers who will be "latched on" (to quote the official term) for quite a time before becoming established. It is more appropriate to consider the situation as a merger on 1st April with re-organisation to follow.

1973 will go down as the major planning year of Local Government and Health Service Re-organisation and officers concerned have undertaken additional duties over many months to meet the demands of government legislation etc. I am particularly proud of our professional, nursing, technical, para-medical, administrative and clerical staffs who have accepted these added responsibilities with their usual efficiency, and enthusiasm. I am sure that no chief officer could have been served more loyally.

I must also pay tribute to the staffs of the Voluntary Organisations and to members of the local press for their excellent co-operation during the year.

7.

In conclusion may I express my sincere thanks to all members of the Council, Chief Officers of the Authority, members and officers of the Hospital Management Committee and Executive Council, for their help, and support over the years I have served as Medical Officer of Health.

Yours sincerely

Luke J. Collins

Medical Officer of Health

SECTION ISTAFF at 31st DECEMBER, 1973.MEDICAL AND PROFESSIONAL STAFF

Medical Officer of Health and Principal School Medical Officer	L.J. COLLINS, M.B.,B.Ch.,B.A.O.,L.M.,D.P.H. M.F.C.M.,F.R.S.H.,M.B.I.M.
Deputy Medical Officer of Health and Deputy Principal School Medical Officer	E.P. WHITAKER, M.B.,Ch.B.,M.R.C.S.,L.R.C.P.
Medical Officers in Department (School Health Service and Care of Mothers and Children, etc.)	MRS. I. LOGAN, M.B.,B.Ch.,B.A.O.,L.M.,D.C.H., D.P.H.
	MRS. P.S. LIMAYE, M.B.,B.S.,(Poona),D.C.H. (London)
Part-time Ophthalmic Surgeons	W.N. DUGMORE, M.B.,D.O.B.,F.R.C.S.E. R.S. RITSON, M.B.,Ch.B.
Part-time Paediatrician	W.M.L. TURNER, M.D.,M.R.C.P.,D.C.H.,D.L.O.
Principal School Dental Officer	MR. C.F. TEHAN, B.D.S.
Senior Dental Officer	MR. H. LAYFIELD, L.D.S.
Dental Officer	MR. D.B. JACKSON, L.D.S.
Educational Psychologist	Vacancy

MEDICAL AND DENTAL AUXILIARIES

Social Workers	MRS. A. COCKROFT, S.R.N. (n) (o) MRS. D. LANDRIAU, C.S.W.
Senior Orthoptist	MISS S. SUTCLIFFE, D.B.O.
Orthoptist	Vacancy
Physiotherapists	MRS. D.R. HADDOCK, M.C.S.P. MRS. P.A. CHADWICK, M.C.S.P. (Part-time)
Speech Therapist	Vacancy
Senior Chiropodists	MR. H. HOWARTH, M.Ch.S.,S.R.Ch. MISS G.D. SPENCER, M.Ch.S.,S.R.Ch.
Dental Auxiliary	MRS. M.L. DUTTON (j)

PUBLIC HEALTH AND MEAT INSPECTORS

Chief Public Health Inspector and Inspector under Food and Drugs Act	M. STOTT, M.A.P.H.I. (a) (b) (c)
Deputy Chief Public Health Inspector	J. WHITEHEAD, (a) (b) (c)
Specialist Inspector	B. DUERDEN, (a) (b) (c)

PUBLIC HEALTH AND MEAT INSPECTORS (cont'd)

District Inspectors	J. MAGRATH, (a) (b) (c) W. TURNER, (a) (b) (c) W.A. CLARKE, (a) (b) (c) S.M. SHAW, (c) (d) Two vacancies
Technical Assistant	Vacancy
Meat and Food Inspectors	J. PATON (f) (g) Vacancy
Pupil Public Health Inspectors	D.B. CARTER D. HORROCKS
Disinfector/Rodent Operatives	4.

HEALTH VISITING, MIDWIFERY AND NURSING STAFF

Director of Nursing Services	MISS M. O'BRIEN, S.R.N., S.C.M., R.F.M., H.V.Cert. (p)
Nursing Officer (Health Visiting)	MISS I. WILSON, S.R.N., S.C.M., H.V.Cert.
Health Visitors and School Nurses	MRS. M. SIMPSON, S.R.N., S.C.M., H.V.Cert. MISS M. EDMONDSON, S.R.N., S.C.M., H.V.Cert., Cert. of Br. Tb. Association MRS. M.N. DANN, S.R.N., S.C.M., H.V.Cert. MISS M.M. COWGILL, S.R.N., R.S.C.M., S.C.M., H.V.Cert. (p) MRS. M. ATKINSON, S.R.N., H.V.Cert. MRS. S.K. SAIZAL, S.R.N., S.C.M., H.V.Cert. MISS A. WHITAKER, S.R.N., S.C.M., H.V.Cert. MRS. L.M. TRUAN, S.R.N., S.C.M., H.V.Cert. MRS. P. PRESTON, S.R.N., S.C.M., H.V.Cert. MRS. D. WOODHEAD, S.R.N., H.V.Cert. MRS. M.J. BAXTER, S.R.N., S.C.M., H.V.Cert. MRS. P. ANFORTH, S.R.N., H.V.Cert. MRS. A.P. IRELAND, S.R.N., S.C.M., H.V.Cert. MRS. C.M. BOLTON, S.E.N., (Part-time) MRS. J. BOOTHMAN, S.E.N. MRS. K. PARKER, S.R.N., S.C.M. MRS. G. LONSDALE, S.R.N., S.C.M., B. (Part I), H.V. Cert. (Part-time)
Student Health Visitors (3)	MISS D.M. HAYNES, S.R.N., S.C.M. MRS. B.J. FARNHILL, S.R.N., Obstr. Course MRS. M.M. CADMAN, S.R.N., S.C.M.
Non-Medical Supervisor of Midwives	MRS. N. WHALLEY, S.R.N., S.C.M.
District Midwifery Sisters	MRS. A.C. LANCASTER, S.R.N., S.C.M. MRS. J. JONES, S.R.N., S.C.M. MRS. E.M. AIREY, S.R.N., S.C.M. MRS. F. FARRAR, S.E.N., S.C.M. MRS. K. BULCOCK, S.C.M. MRS. I. WILLIAMS, S.E.N., S.C.M. MRS. D. COULTON, S.R.N., S.C.M. MRS. M. McGOWAN, S.R.N., S.C.M. MRS. G. LEAH, S.C.M.
Nursing Officer (Home Nursing Service)	MRS. V. COOPER, S.R.N., Q.I.D.N.S.

District Nursing Sisters	MRS. M. HANSON, S.R.N. (m) MRS. A. McDONALD, S.R.N. (m) MRS. D. HOLDEN, S.R.N. (m) MRS. H. REYNOLDS, S.R.N. (m) MRS. L. CEBBIE, S.R.N. (m) MRS. M. TOWLER, S.R.N. (m) MRS. J.M. DOHERTY, S.R.N., S.C.M., Q.I.D.N.S. MRS. G.A. MARSDEN, S.R.N. (m) MRS. J. EASTWOOD, S.R.N. MISS E.B. BOLD, S.R.N. MRS. A. HAWORTH, S.E.N. MRS. M. ROBINSON, S.E.N. MR. C. BRADSHAW, S.E.N. MR. P. HARTLEY, S.E.N. MRS. S. WHITFORD, S.R.N., C.M.B. (Part 1) (Part-time) MRS. A.E. CONNOR, S.R.N., S.C.M. (Part-time) MRS. K. GILL, S.R.N. (Part-time) MRS. M. PICKUP, S.R.N. (Part-time) MRS. A.P.M. WOODS, S.R.N. (Part-time) MRS. H.R. ASKEW, S.R.N. (Part-time) MRS. S.L. HUNT, S.E.N. (Part-time) MRS. S. WINDSOR, S.E.N. (Part-time) MRS. P.M. MERCER, S.R.N. (Part-time)
Nurses Aides (Part-time)	3.
<u>AMBULANCE SERVICE</u>			
Ambulance Officer	W. MILLS, F.I.A.O.
Station Officer/Training Officer	K. NEILSON
Station Officers	I. NICOLSON R.J. HORNE W.B. NOON C.H. PATCHETT
Ambulancemen	25.
<u>ADMINISTRATIVE AND CLERICAL STAFF</u>			
Chief Administrative Officer	A. PILLING, (h) (i)
Senior Administrative Assistant	H. SIMPSON
Administrative Assistants	MISS H. TAYLOR MR. K. JOHNSON, D.M.A., L.H.A. MR. S. JACKSON, S.E.N. MR. S.C. NORLCIFFE MR. D. GARRETT
Clerks	MRS. S. LICURSI MRS. D. PARKES MRS. A. LORD MR. G. MONKHOUSE MRS. P. PITT MRS. J. HEWITT MISS E.J. ROWAN MISS M.G. WHITEHEAD MISS J.K. LAWSON MRS. H. SCHOFIELD

Senior Shorthand Typist	MRS. M. CHADBAND
Shorthand Typist	MRS. L. WATERWORTH
Clerk/Typists	MISS C.L. AINSWORTH MRS. S.A. SMITH MRS. J. BOOTHMAN
Senior Dental Surgery Assistant	MRS. M. KAYE
Dental Surgery Assistants	MRS. C.A. MARTIN MISS J. ROBINSON MRS. B. DUNN

STAFF QUALIFICATIONS

- (a) Certificate of the Public Health Inspectors Education Board.
- (b) Certificate of the Royal Society of Health in Meat and Other Foods.
- (c) Smoke Inspectors Diploma of the Royal Society of Health.
- (d) Diploma of the Public Health Inspectors Education Board.
- (e) City and Guilds Full Technological Certificate in Plumbing.
- (f) Certificate of the Royal Sanitary Association of Scotland in Meat and Other Foods.
- (g) Diploma of the Royal Society of Health in Food Hygiene.
- (h) Certificate of the Corporation of Secretaries Ltd.
- (i) Certificate of Declaration of Recognition of Experience in Social Work.
- (j) Member of the British Association of Dental Auxiliaries.
- (k) Certificate of the Examination Board for Dental Surgery Assistants.
- (m) National Certificate in District Nursing.
- (n) Nursery Nurse Examination Board Certificate.
- (o) Home Office Letter of Recognition in Child Care.
- (p) Diploma in Nursing (London).

SECTION IISTATISTICAL AND SOCIAL CONDITIONS OF THE AREAGENERAL STATISTICS

Area in Statute Acres	4,695 acres
Area fully developed or in course of development	4,096 acres
Population, Census 1971	75,034
Registrar General's Estimate of Population middle of 1973 (this figure is a provisional estimate)	74,300
Density of Population, i.e. number of persons per acre built upon	18.1
Number of inhabited houses (April 1973) according to Rate Books (including shops with living accommodation)	27,674
* Number of houses in Burnley, December 1973	28,483
Number of new dwellings erected in 1973	203
Rateable value (April 1973)	£5,756,890
Sum represented by a Penny Rate paid in 1973 - 1974	£55,320

* This figure includes houses temporarily uninhabited and houses which have been the subject of Clearance, Closing or Demolition Orders, but are not demolished.

VITAL STATISTICS

<u>Live Births</u>			<u>1973</u>	<u>1972</u>
	M	F	<u>Total</u>	<u>Total</u>
Legitimate	464	463	927	990
Illegitimate	66	71	137	136
	<u>530</u>	<u>534</u>	<u>1064</u>	<u>1126</u>
Crude Rate per 1000 population			14.32	15.06
Rate adjusted for A.C. Factor (1.06) ...			15.18	15.96
Illegitimate live births (per cent. of total live births)			12.87%	12.08%

<u>Still Births</u>	M	F		
Legitimate	4	4	8	17
Illegitimate	2	1	3	4
	<u>6</u>	<u>5</u>	<u>11</u>	<u>21</u>
Rate per 1000 total live and still births			10.23	18.31
<u>Total Live and Still Births</u>			1075	1147
<u>Infant Deaths</u> (deaths under one year)			23	22

Infant Mortality Rates

Total infant deaths per 1000 total live births	21.62	19.54
Legitimate infant deaths per 1000 legitimate live births	20.50	20.20
Illegitimate infant deaths per 1000 illegitimate live births	29.20	14.71

	<u>1973</u>	<u>1972</u>
<u>Neo-natal Mortality Rate</u> (deaths under four weeks per 1000 total live births) ...	12.22	10.66
<u>Early Neo-natal Mortality Rate</u> (deaths under one week per 1000 total live births) ...	11.28	9.77
<u>Perinatal Mortality Rate</u> (still births and deaths under one week combined per 1000 total live and still births) ...	21.39	27.90
<u>Maternal Mortality</u> (including abortion)		
No. of deaths ...	-	1
Rate per 1000 live and still births ...	-	0.87

Deaths

Numbers (Males 579 : Females 636) ...	1215	1235
Crude Rate per 1000 population ...	16.35	16.52
Rate adjusted for A.C. Factor (0.91) ...	14.88	15.03

Rates per 1000 population from:-

Pulmonary Tuberculosis ...	-	-
Respiratory diseases (excl. Pul. Tub.) ...	3.55	3.57
Influenza ...	0.04	0.05
Cancer ...	2.62	2.81

Rate per 1000 live births from:-

Diarrhoea and Enteritis of children under 2 years ...	-	-
---	---	---

VITAL STATISTICS OF WHOLE DISTRICT DURING 1973 AND THE PREVIOUS TEN YEARS

Year	R.C.'s Population estimated to middle of each year	Live Births				Total Deaths Registered at the District		Transferable Deaths		Nett deaths belonging to the District		At all ages		
		Uncorrected Number	Number (nett)	Crude Rate	Rate adjusted for A.C. Factor	Number	Rate	Non-residents registered in the District	Residents not registered in the District	Under 1 year of age	Rate per 1000 nett Births	Number	Crude Rate	Rate adjusted for A.C. Factor
1963	80,200	1,756	1,318	16.43	18.40	1,720	21.45	511	76	45	34.14	1,285	16.02	15.70
1964	79,250	1,892	1,380	17.41	19.50	1,651	20.86	535	68	28	20.29	1,184	14.94	14.64
1965	78,680	1,786	1,296	16.47	18.45	1,762	22.39	619	62	35	27.01	1,205	15.32	14.09
1966	78,380	1,768	1,247	15.91	17.82	1,800	22.97	633	61	37	29.67	1,228	15.67	14.88
1967	78,060	1,777	1,226	15.71	17.59	1,673	22.43	588	49	27	22.02	1,134	14.53	13.95
1968	76,880	1,887	1,213	15.78	17.67	1,712	22.27	562	55	22	18.14	1,205	15.67	14.73
1969	76,610	2,261	1,237	16.15	18.05	1,667	21.76	575	73	22	17.78	1,165	15.21	14.45
1970	76,610	2,774	1,247	16.28	18.26	1,811	23.64	692	63	41	32.88	1,182	15.43	14.66
1971	76,130	2,776	1,260	16.55	18.55	1,722	22.62	675	63	27	21.43	1,110	14.58	13.85
1972	74,760	2,628	1,126	15.06	15.96	1,867	24.97	706	74	22	19.54	1,235	16.52	15.03
Average 10 years	77,556	2,130	1,255	16.17	18.02	1,738	22.43	609	64	31	24.29	1,193	15.39	14.60
1973	74,300	2,515	1,064	14.32	15.18	1,877	25.26	721	59	23	21.62	1,215	16.35	14.88

VITAL STATISTICAL TABLE
SHOWING BIRTH RATES, MORTALITY RATES FROM ALL CAUSES, FROM TUBERCULOSIS OF THE LUNGS,
RESPIRATORY DISEASES AND VULGICANT DISEASES, TOGETHER WITH INFANTILE MORTALITY AND
INFANTILE DIARRHOEA DEATH RATES PER 1000 BIRTHS

Year	Population	Crude Birth Rate	Crude Death Rate	Mortality Rate per 1000 Population from			Infantile Diarrhoea Death Rate per 1000 Live Births	Infantile Mortality per 1000 Live Births	Infantile Mortality per 1000 related Live Births, England and Wales
				Pulmonary Tuberculosis	Respiratory Diseases (excluding Pulmonary Tuberculosis)	Malignant Diseases			
1882-1886	-	38.9	23.2	2.31	5.15	0.24	34.0	212	142
1887-1891	-	35.9	22.2	1.04	0.21	0.30	27.0	217	145
1892-1896	-	35.1	21.0	2.06	5.27	0.44	20.0	202	151
1897-1901	95,038	30.7	20.7	1.83	3.20	0.50	52.8	225	157
1902-1906	99,979	27.6	18.8	1.40	3.73	0.70	51.2	202	154
1907-1911	104,605	26.3	17.4	1.17	3.50	0.73	43.2	178	110
1912-1916	106,071	21.1	16.5	0.93	3.00	0.00	20.0	150	102
1917-1921	99,454	18.0	15.6	0.85	3.35	1.10	11.7	127	80
1922-1926	103,040	16.9	14.3	0.70	3.00	1.22	0.1	105	75
1927-1931	99,910	14.11	14.1	0.75	1.84	1.54	8.1	91.0	67
1932-1936	94,380	11.95	14.0	0.65	1.25	1.00	4.5	72.2	61
1937-1941	86,192	12.09	15.72	0.65	1.30	1.77	2.51	71.2	55
1942-1946	79,910	16.49	15.51	0.50	1.44	1.00	2.00	53.37	40
1947-1951	84,400	17.27	15.72	0.40	1.71	2.03	3.57	44.05	33
1952-1956	83,092	14.43	15.08	0.10	1.04	2.14	1.01	28.35	20
1957-1961	81,070	15.85	15.60	0.07	1.82	2.04	0.30	20.78	22
1962-1966	79,410	16.70	15.54	0.04	1.80	2.57	0.10	27.83	20
1967-1971	76,858	16.09	15.08	0.05	2.43	2.58	0.81	22.45	18
1972	74,760	15.06	16.52	0.00	3.57	2.81	0.00	10.54	17
1973	74,300	14.32	16.35	0.00	3.55	2.02	0.00	21.02	17

Not available.

Trend of Population

The Registrar General's estimate of population at the middle of 1973 is 74,300 which is 460 less than in 1972. This figure is based on the final 1971 Census figures.

The present population is only about 70% of the peak figure of 106,322 recorded in 1911.

The Registrar General's estimate of the Child Population of Burnley at the middle of 1973 shows an increase of 300 more than in 1972:-

<u>0-1 year</u>	<u>1-4 years</u>	<u>5-14 years</u>	<u>Total</u>
1,100	4,900	12,400	18,400

Crematorium

The Crematorium serves the town and the surrounding districts, including Nelson, Colne, Burnley Rural district and the townships in the Rossendale Valley.

In 1973 there were 768 cremations of Burnley residents, and 1219 of non-Burnley residents, giving a total of 1987.

The Medical Officer of Health is appointed Medical Referee with the Deputy Medical Officer of Health and a Medical Officer in Department as Deputy Medical Referees.

The following figures are the number of cremations authorised by the Medical Referees since September 1958 and these show a steady increase annually.

<u>Year</u>	<u>No. of Cremations</u>
1958 (3 months)	216
1959	778
1960	935
1961	1064
1962	1144
1963	1222
1964	1263
1965	1370
1966	1468
1967	1466
1968	1599
1969	1674
1970	1696
1971	1773
1972	1917
1973	1987

STATISTICAL SUMMARYLive Births

Two thousand five hundred and fifteen live births (1283 males and 1232 females) were registered in Burnley during 1973. After correction for 5 inward and 1456 outward transferable births, a net total of 1064 births, or a decrease of 62 on the total for 1972 is obtained.

The crude live birth rate is 14.32 but in order to compare the local rate with the rate for England and Wales, it is adjusted by the 1972 area comparability factor, to make an approximate allowance for the way in which the sex and age distribution of the local population differs from that of England and Wales as a whole. The adjusted birth rate of Burnley is 15.18 compared with 13.7 for England and Wales.

The number of illegitimate live births shows an increase of 1 and the percentage of total live births is 12.87 as compared with 12.08 in the previous year.

Stillbirths

There were 11 stillbirths, giving a rate of 10.23 per 1000 total (live and still) births, as compared with 18.31 in 1972.

Deaths

One thousand eight hundred and seventy seven deaths were registered. Of this number 721 deaths of non-residents, chiefly occurring in hospitals, are excluded, leaving 1156 deaths of residents. To this number is added 59 deaths of Burnley people who died in other districts.

After these corrections the total is 1215 (males 579, females 636), giving a crude death rate of 16.35 per thousand of population, as compared with 16.52 for 1972, and 15.39, the average for the previous ten years. The adjusted death rate is 14.88 and continues to be higher than the death rate for England and Wales, which is 11.9.

Twenty four children died under 5 years of age, representing 1.9% of the total deaths, but of these 23 were children under 1 year of age. There were 4 deaths between 5 and 15 years of age; 45 persons aged 15 to 45 years; 246 aged between 45 and 65 years; and 896 or 73.74% of the total were aged 65 years and upwards.

Percentage of deaths in year groups according to age

Ages	1921 %	1931 %	1941 %	1951 %	1961 %	1971 %	1973 %
Under 1 year	19	8	6	2.8	2.5	2.4	1.9
1-4 years	7	4	2	0.9	0.4	0.4	0.1
5-14 years	3	2	1	0.8	0.4	0.5	0.3
15-44 years	15	15	10	5.3	3.9	3.1	3.6
45-64 years	26	31	30	25.9	22.4	20.6	20.3
65 years and over	30	40	51	64.3	70.4	73.0	73.8

The table above shows percentage of deaths over the years, and it is interesting to note the comparison with those of the younger age groups in the year 1921.

Causes of Death

The following table gives the chief causes of death:-

	<u>Number of Deaths</u>	<u>Percentage of Total Deaths</u>	<u>Rate per 1000 Population</u>
Respiratory Disease (other than Tuberculosis)	264	21.73	3.55
Coronary Disease	264	21.73	3.55
Malignant Neoplasms	195	16.05	2.62
Other Heart and Circulatory Diseases	181	14.90	2.44
Intra-cranial vascular lesions (Cerebral haemorrhage, etc.)	126	10.37	1.70
Accidents, Violence, etc.	46	3.79	0.62
Nephritis, Nephrosis and other diseases of the Genito-Urinary system	19	1.56	0.25
Suicides	16	1.32	0.21

Sixteen more men than women died from coronary disease, and six were persons under the age of 45 years. Graphs showing trends over a period of twenty years are shown on pages 22 and 23. There were 3 less deaths from respiratory diseases (excluding tuberculosis) than in the previous year. There were 8 more deaths from pneumonia than in 1972. Deaths from influenza numbered three.

Diarrhoea and Enteritis

There were no deaths from gastro-enteritis in children under two years of age.

Malignant Neoplasms

There were one hundred and ninety five deaths from all causes of cancer (including leukaemia) - 103 males and 92 females. By far the greatest number of deaths occurred in people over the age of 45 years. There were no deaths from cancer in children.

Respiratory or lung cancer deaths showed a decrease of seventeen. It is very significant that more men die of lung cancer than women, the respective figures being forty and eleven.

The statistical table shows the number of deaths from all causes of cancer, with the figure also as a percentage of the total deaths, and the number of deaths from cancer of the respiratory system (lungs, bronchus and larynx) over a period of twenty years.

Year	Cancer - all causes		Cancer of Respiratory System			Year	Cancer - all causes		Cancer of Respiratory System		
	No.	%age of total deaths					No.	%age of total deaths			
			M.	F.	Total				M.	F.	Total
1954	169	14.0%	26	5	31	1964	208	17.6%	50	4	54
5	191	14.5%	35	5	40	5	221	18.3%	28	13	41
6	199	14.8%	27	7	34	6	200	16.3%	42	4	46
7	224	17.8%	41	8	49	7	200	17.6%	38	3	41
8	224	17.9%	42	5	47	8	195	16.2%	44	8	52
9	208	16.6%	32	7	39	9	194	16.7%	50	4	54
1960	207	16.2%	36	8	44	1970	213	18.0%	48	7	55
1	206	14.9%	38	5	43	1	193	17.4%	36	7	43
2	193	15.2%	31	4	35	2	210	17.0%	53	15	68
3	201	15.6%	48	8	56	3	195	16.0%	40	11	51

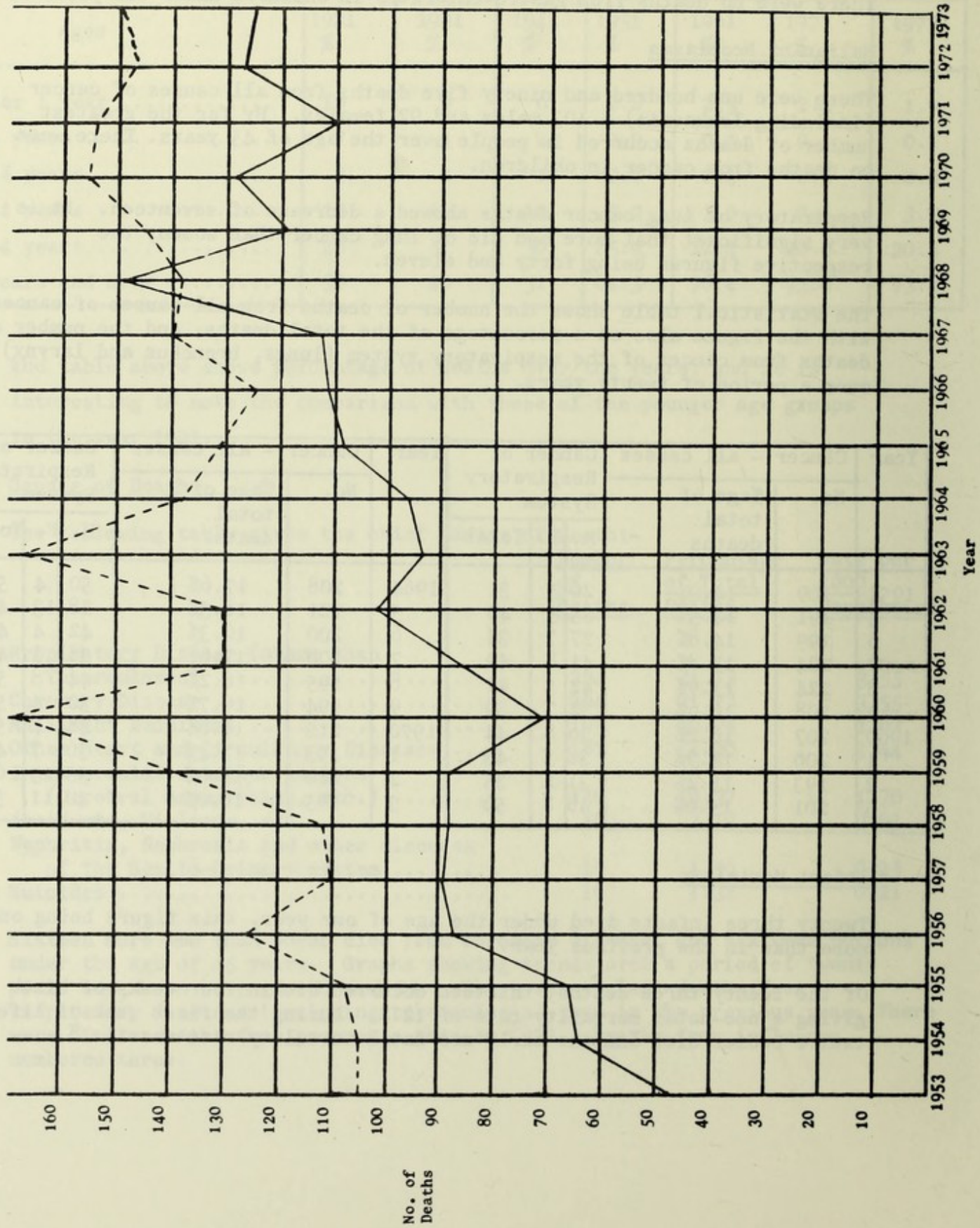
Infant Mortality

Twenty three infants died under the age of one year, this figure being one more than in the previous year.

Of the twenty three deaths, thirteen occurred within four weeks of birth giving a neo-natal mortality rate of 12.2. During the first week of life twelve babies died and the early neo-natal mortality rate was 11.28.

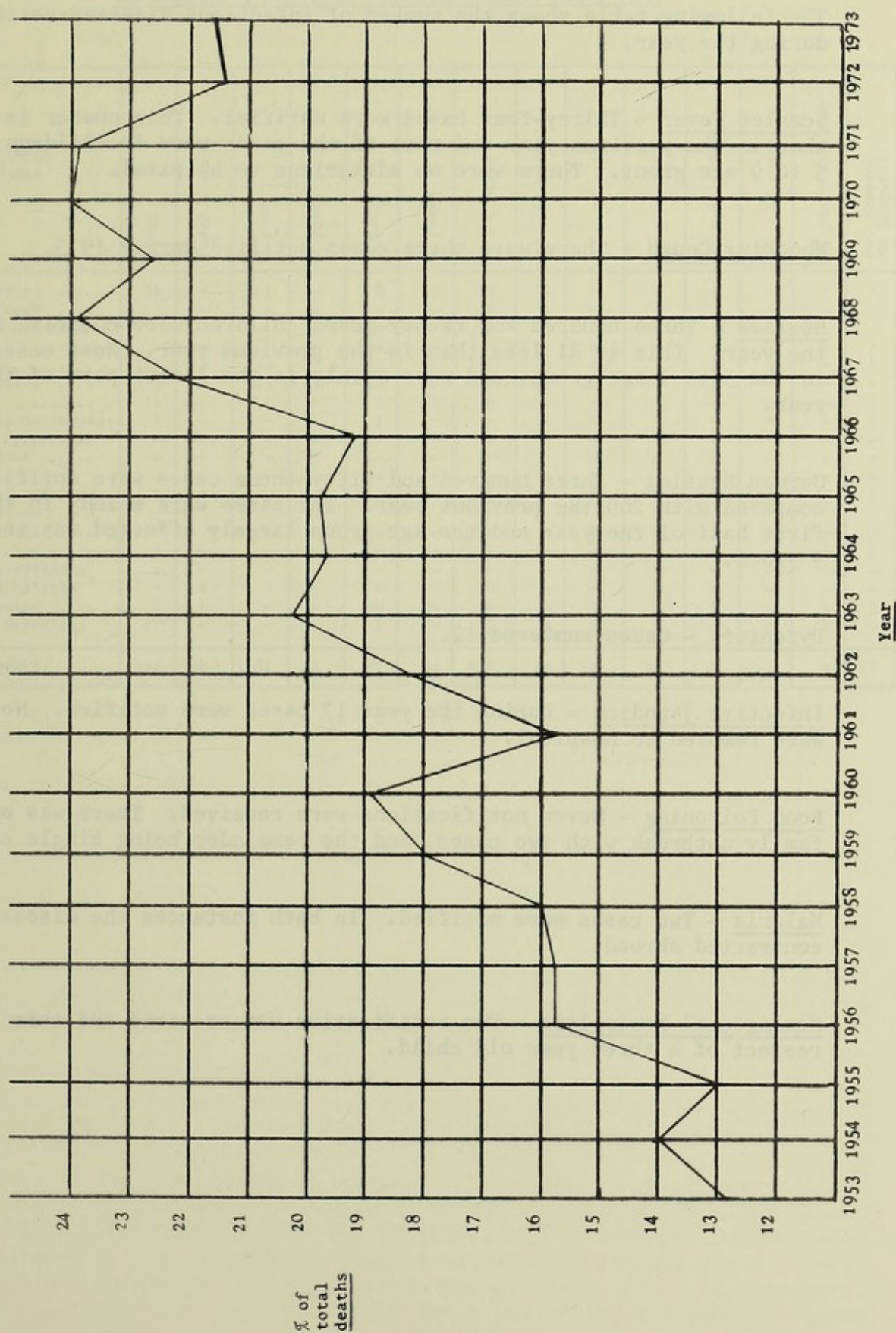
CORONARY DISEASE - DEATHS - BURNLEY COUNTY BOROUGH

--- Males
 --- Females



CORONARY DISEASE - % OF TOTAL DEATHS

BURNLEY COUNTY BARROUGH



SECTION IIIPREVALENCE AND CONTROL OF INFECTIOUS AND OTHER DISEASES

The following table shows the number of infectious diseases notified during the year.

Scarlet Fever - Thirty-four cases were notified. This number is 29 less than in the previous year and most of the cases were in children in the 5 to 9 age group. There were no admissions to hospital.

Whooping Cough - There were three cases notified during 1973.

Measles - Three hundred and twenty-seven children were notified during the year. This is 41 less than in the previous year. Most cases were in the 5 to 9 age group, and were mainly in the latter part of the year.

German Measles - Three hundred and fifty-three cases were notified compared with 269 the previous year. The cases were mainly in the first half of the year and the age group largely affected was the 5 to 9 years.

Dysentery - Cases numbered 12.

Infective Jaundice - During the year 17 cases were notified. No patients were removed to hospital.

Food Poisoning - Seven notifications were received. There was one family outbreak with two cases, and the remainder being single cases.

Malaria - Two cases were notified. In both instances the disease was contracted abroad.

Meningoccal Meningitis - One notification was received and this in respect of a three year old child.

AGE GROUPING OF NOTIFIABLE INFECTIOUS DISEASES DURING 1973.

Notifiable Diseases	TOTAL	Under 1 year	1 year	2 years	3 years	4 years	5 - 9 years	10 - 14 years	15 - 24 years	25 - 34 years	35 - 44 years	45 - 64 years	65 years and over	No. removed to hospital
Scarlet Fever	34	-	1	-	6	4	19	4	-	-	-	-	-	-
Whooping Cough	3	-	-	-	-	-	2	1	-	-	-	-	-	-
Diphtheria and Memb. Croup	-	-	-	-	-	-	-	-	-	-	-	-	-	-
Measles	327	12	34	39	43	56	129	8	2	1	3	-	-	6
German Measles	353	16	25	25	28	37	179	26	6	10	1	-	-	-
Dysentery	12	1	1	-	3	2	4	-	-	1	-	-	-	7
Meningococcal Meningitis	1	-	-	-	1	-	-	-	-	-	-	-	-	1
Smallpox	-	-	-	-	-	-	-	-	-	-	-	-	-	-
Typhoid Fever	-	-	-	-	-	-	-	-	-	-	-	-	-	-
Paratyphoid Fever	-	-	-	-	-	-	-	-	-	-	-	-	-	-
Tuberculosis of Lungs	9	-	-	-	-	-	1	-	1	4	2	1	-	5
Other forms of Tuberculosis	7	-	-	-	-	-	-	1	2	2	2	-	-	3
Malaria	2	-	-	-	-	-	1	-	-	1	-	-	-	1
Acute Poliomyelitis	-	-	-	-	-	-	-	-	-	-	-	-	-	-
Acute Encephalitis	-	-	-	-	-	-	-	-	-	-	-	-	-	-
Food Poisoning	7	1	-	-	-	-	-	-	3	1	1	-	1	3
Infective Hepatitis	17	-	-	-	1	-	2	4	5	4	-	-	1	-
TOTALS	772	30	61	64	82	99	337	44	19	24	9	1	2	26

Tuberculosis

The table below shows the number of primary notifications received. No deaths occurred from tuberculosis during the year. In addition to the primary notifications, which are one more than the previous year, one patient was transferred from another area. No cases were restored to the Register. There were no posthumous notifications.

Age Group	Notifications		Deaths	
	Resp.	Non-Resp.	Resp.	Non-Resp.
2 - 3	-	-	-	-
4 - 9	1	-	-	-
10 - 14	-	1	-	-
15 - 19	1	1	-	-
20 - 24	-	1	-	-
25 - 34	4	2	-	-
35 - 44	2	2	-	-
45 - 54	1	-	-	-
55 - 64	-	-	-	-
65 - 74	-	-	-	-
75+	-	-	-	-
	9	7	-	-

The number of patients remaining on the "live" Notification Register at the end of 1973 were :-

Respiratory	403		
Non-Respiratory	87	TOTAL	490

Primary and subsequent visits made to patients by the staff of the Health Visitors section numbered 56 and 40 respectively.

Venereal Diseases

Information supplied by the Consultant Venereologist of the local hospital group shows that new cases dealt with totalled 541 (Syphilis 10; Gonorrhoea 105; Other Conditions 426). This figure is 57 less than in 1972.

Two hundred and forty-eight of the 541 new cases treated at the Centre were residents of Burnley.

Contact tracing in the control of venereal diseases is carried out by the Charge Nurse of the Special Treatment Clinic of the local hospital. Any co-operation required of the staffs of the Health Department is freely given. Local educational efforts against the disease are at present restricted to poster displays and occasional talks by Health Visitors to groups of senior scholars and young mothers.

SECTION IV
HEALTH CENTRES

The power to build Health Centres was given by the National Health Service Act 1946 which stated that "it shall be the duty of every local Health Authority to provide, equip and maintain premises to be called 'Health Centres'."

It has only been in recent years, however, that wide interest has been shown in the provision of Health Centres, and the construction of our first and main Centre commenced in July, 1971 with completion in November, 1972.

Thus, the St. Nicholas Health Centre, Saunder Bank, which is located in the central area of the town opened its doors for Local Health Authority and School Health services on the 27th November, 1972 and for general medical practitioner services on the 4th December of the same year.

The main entrance level is occupied by nine general practitioner suites, their reception, office and waiting areas and treatment room. The only Local Authority service provided on this floor is Chiropody.

The first or upper level floor provides for the many and varied clinics of the Local Health Authority and School Health Service. Accommodation is also provided on behalf of the Local Education Authority, for the child guidance service and the services of the Peripatetic Teacher of the Deaf. The staffs of these two latter services work very closely with the medical and health visiting staffs of the Local Health Authority.

The lower ground floor accommodates a complete School Dental unit comprising four surgeries, recovery room, reception and waiting areas. The remainder of this lower level is used for staff parking.

Practice-based Health Visitors and District Nursing Sisters forming part of the 'team service' to the patient are accommodated at the Centre.

Local Authority services provided include - chiropody service, sweep hearing and distracting tests - child health clinics - cervical cytology clinics - ante-natal clinics and parentcraft classes.

Regular inspection and treatment clinics are held. Vaccination and immunisations are carried out and Ophthalmic and Orthoptic clinics are held regularly.

Physiotherapy and Speech Therapy are available for referred children.

Child and Educational guidance clinics are held in the Centre as are clinic sessions for the deaf and partially-hearing children.

The School Dental Service provides both orthodontic and dental care of the children, in excellent premises and with modern equipment. The

Health Centre is used also by the Local Family Planning Association, the Catholic Marriage Advisory Council and the Local Moral Welfare Association on a sessional basis.

Peripheral Health Centres are envisaged in the town and the first is scheduled for completion in the autumn of 1974. This will be the Kiddrow Lane Health Centre sited in the west end of the town and will have four general practitioner suites and accommodation for Local Authority doctors and nurses.

Accommodation for the Chiropodists will also be provided and included within the Centre will be a pharmacy operated by private chemists.

SECTION VVACCINATION AND IMMUNISATION

The schedule of Vaccination and Immunisation procedures are as follows:-

During the first year of life: A basic course of vaccination against Diphtheria, Whooping Cough and Tetanus (Triple vaccine) together with oral vaccination against Poliomyelitis.

During the second year of life: Measles vaccination.

At five years and ten years of age: Diphtheria and Tetanus reinforcing dose and oral reinforcing dose against Poliomyelitis.

At twelve years of age: B.C.G. vaccination for tuberculin negative children.

Between 11 and 14 years of age: Vaccination of girls against Rubella (German Measles).

Vaccination against Smallpox

On the advice of the Joint Committee on Vaccination and Immunisation, vaccination against Smallpox need no longer be recommended as a routine procedure in early childhood.

There were two hundred and twenty nine primary vaccinations and two hundred and seventy three re-vaccinations.

Return showing number of vaccinations and re-vaccinations during 1973.

	Primary Vaccinations					Re-Vaccinations				
	Ages at Date of Vaccination					Ages at Date of Re-vaccn.				
	Under 1	1-4	5-14	15 and over	Total	Under 1	1-4	5-14	15 and over	Total
Local Health Authority Clinics	-	4	103	21	128	-	-	75	64	139
Medical Practitioners	-	28	58	15	101	-	8	90	36	134
TOTALS	-	32	161	36	229	-	8	165	100	273

Immunisation against Diphtheria

Of the 1126 children born in 1972, 736 or 65.36% were immunised against Diphtheria by the end of 1973. The number of children under 16 years of age who received primary injections in 1973 was 1081, which is 5 less than in the previous year. It is important that reinforcing or "booster" injections be given to those who were given primary injections a few years previously, so that immunity is maintained. During the year, 1303 children received reinforcing injections compared with 1133 in 1972. Most of these "booster" injections were given in schools.

It is, of course, known that Diphtheria has not been prevalent for a number of years although continued protection of our children is more than ever essential and it is important that they receive primary and reinforcing injections at the appropriate ages. This cannot be stressed too strongly upon parents.

Vaccination against Whooping Cough

Since the scheme for protective vaccination against Whooping Cough came into operation nineteen years ago, some 17,572 primary and 4351 reinforcing injections have been given. During the year under review, 1030 children received primary vaccination and 40 who had been vaccinated earlier in life were given a "booster" injection. The majority of these inoculations were given in combination with inoculations against Diphtheria and Tetanus.

Vaccination against Tetanus

Vaccination for protection against Tetanus is mainly given by means of Triple Antigen (Diphtheria/Whooping Cough/Tetanus Vaccine) but 19 children were, however, given a complete primary course for Tetanus only. These children were between 5 and 15 years of age and were children who had not received Tetanus injections as babies. Most of the injections were given in schools.

Vaccination against Poliomyelitis

The scheme for vaccination against Poliomyelitis commenced in 1956. Children now receive a complete course of oral vaccine during the first year of life. "Booster" doses are given at five years and ten years of age. This is mainly given in schools. Since the commencement of the scheme, 56,461 completed courses and 53,278 reinforcing doses have been given.

Vaccination against Measles

In 1968 a scheme was introduced for vaccination against Measles. The vaccine was made available for children who had not suffered the disease and priority was given to those in the pre-school age groups, and in infant schools. It is now available to all children.

In 1973, four hundred and thirty seven children were vaccinated.

The vaccine is offered to children aged in their second year of life, as a routine vaccination. Only one injection is necessary.

Vaccination against Rubella (German Measles)

Vaccination against Rubella continues to be available to girls between the 11th and 14th birthday.

This is to ensure that as many girls as possible are protected against the disease before reaching child bearing age. The disease can cause certain foetal abnormalities in pregnancy and it is essential that all girls are protected against it.

One injection of the vaccine is all that is required to give full protection.

Five hundred and one girls aged 11 to 13 years were vaccinated and most of the vaccinations were given in schools.

TABLE SHOWING NUMBER OF VACCINATIONS, IMMUNISATIONS AND
REINFORCEMENTS CARRIED OUT DURING 1973

(DIPHTHERIA - WHOOPING COUGH - TETANUS - POLIOMYELITIS - MEASLES - RUBELLA)

	Year of Birth						
	1973	1972	1971	1970	1966/69	Others under age 16	Total
<u>Diphtheria</u>							
Primary Vaccination	3	708	279	16	75	-	1081
Booster	-	-	-	-	818	485	1303
<u>Whooping Cough</u>							
Primary Vaccination	3	708	279	16	24	-	1030
Booster	-	-	-	-	40	-	40
<u>Tetanus</u>							
Primary Vaccination	3	708	279	16	78	16	1106
Booster	-	-	-	-	818	485	1303
<u>Poliomyelitis</u>							
Primary Vaccination	3	722	284	16	75	-	1100
Booster	-	-	-	-	818	494	1312
<u>Measles</u>							
Primary Vaccination	-	178	179	67	13	-	437
<u>Rubella</u>							
Primary Vaccination	-	-	-	-	-	501	501

Vaccination against Tuberculosis (B.C.G.)

The numbers of children tested and vaccinated each year since the inauguration of the scheme in 1954 is as follows. The figures for 1973 include children in the 12 year age group and students.

		<u>Tested</u>	<u>Vaccinated</u>
1954	568	421
1955	491	391
1956	588	465
1957	707	582
1958	616	491
1959	723	652
1960	869	728
1961	880	717
1962	776	665
1963	681	558
1964	656	572
1965	659	506
1966	786	674
1967	758	705
1968	773	728
1969	1725	1655
1970	939	917
1971	958	932
1972	1004	927
1973	1136	1124

Further details of these are given in my Report as Principal School Medical Officer, which is bound with this report.

In addition, the Chest Physicians of the local hospital group vaccinated 76 children. These were children of tuberculous parents, brothers and sisters of patients, or living in close contact with tuberculous relatives or friends. Thirty seven babies were also vaccinated at birth in the Edith Watson Maternity Unit.

The total number of persons vaccinated was 1237.

RETURN FOR 1973

Age	CONTACTS								School Children and Students	Babies at Birth	Total
	Under 1 yr.	1	2	3	4	5-9	10-14	15 and over			
No.vacc- inated	30	5	5	12	5	11	6	2	1124	37	1237

Since the commencement of B.C.G. vaccination, 16,537 (excluding hospital nurses) have been vaccinated.

SECTION VI
COMMUNITY NURSING SERVICES

1973 was only the second full year in which the nursing services comprising Home Nursing, Domiciliary Midwifery and Health Visiting/School Health Services have worked together in a combined service. It was a year of consolidation with small increases in staff numbers.

National Health Service Re-organisation was the 'theme' of the year with members taking part in working parties, questionnaires, reports and integration courses.

Student and pupil nurses from the Burnley Group of Hospitals and Calderstones Hospital continued to visit the Department for their community care experience.

Health Visitors' Section

There are 13 full-time Health Visitors and one part-time, but three students were accepted for the Health Visitors Course at Bolton Institute of Technology in September 1973 and will be returning next year when it is hoped to reduce the caseload per Health Visitor which at present is above the national average.

Two of the staff continued to work as fieldwork instructors for the Bolton Institute of Technology, and a third member of the staff is undertaking the training course.

There continued to be liaison with various departments in the Burnley Hospital Group e.g. ante-natal, paediatric, chest and geriatric wards and clinics.

The following table shows the number of home visits made during the year under review :-

Primary visits to newly born infants	1123
Revisits to infants born in 1973	2238
Visits to other infants under 5 years	6799
Visits to persons between 5 and 16 years	1377
Visits to persons between 17 and 64 years	3374
Visits to persons aged 65 years and over	2334
Households visited on account of Tuberculosis -	
Primary visits	56
Revisits	40
Households visited on account of infectious diseases ..	61
Households visited for other reasons	494
	<hr/>
	17896
School Health Service follow-up home visits	286
	<hr/>
	18182

The 18,182 visits included those in respect of :-

- 33 persons who were mentally handicapped
- 8 persons who were mentally ill
- 156 persons who were referred from hospital sources
- 221 persons who were referred from General Medical Practitioners

In addition 123 Health Education Sessions and 139 Case Conferences were held.

Child Health Centres

There were ten clinic sessions held each week. Of the infants born during the year, approximately 61.1% attended the Centres. Attendances totalled 12,633 and 29.9% of these were made by the children born in 1973.

The treatment and specialist clinics provided for school children are available also for children referred from these Centres.

A statistical summary of the year's work is shown below :-

Centre	Ebenezer	Florence Street	Fulledge	Gannow	Immanuel	Health Centre	Tarleton House	Total
No. of sessions held	46	49	81	97	98	42	50	463
No. of children attending -								
Born in 1973	77	83	72	119	140	129	34	654
Born in 1972	83	88	82	139	146	92	46	676
Born in 1968-71	113	135	145	183	228	55	74	933
Total	273	306	299	441	514	276	154	2263
Total No. of attendances	1427	1741	1814	2024	3789	1025	813	12633
Average attendances per session	31	35	22	21	39	24	16	188

In addition 82 sessions were held in General Medical Practitioner's premises and 397 children were seen, a total of 1,018 visits were made. There is still the demand for advice made by young parents in the case of their children.

Congenital Malformations

In accordance with instructions from the Department of Health and Social Security a Register is maintained of all congenital malformations observed in the newborn. Thirty-eight babies were found to be suffering from congenital defects of which four were stillborn babies. One baby died aged under twenty-four hours, one at five days, one at six weeks, one at two months and one at eight months.

Register of Children "At Risk"

All babies at ten days are screened for metabolic disorders including Phenylketonuria by the Scriver Test which is undertaken by the Health Visitors - there were no positive results.

At the end of the year, there were 87 children on the "At Risk" Register.

Family Planning

This service has been operative for many years and organised by the local Family Planning Association. The introduction of the National Family Planning Agency Scheme in April 1971 brought about the adoption by the Local Authority of "Application 6". The Local Authority thus pays for consultations and supplies in respect of medical cases only, with restrictions to Local Health Authority residents only. The local Family Planning Association provides a private service to non-medical cases. One evening and one afternoon clinic are held weekly in the St. Nicholas Health Centre and the accommodation and heating etc. are provided free of charge. There is no organised domiciliary service but on occasions Health Visitors and Midwifery Sisters have transported certain patients to the family planning clinics.

Catholic Marriage Advisory Council

Accommodation is provided for this service in the St. Nicholas Health Centre and one session is held weekly in the evening.

Welfare Foods

These are available from the central distribution point in the Health

Department, from the Child Health Centres and from the Ante-natal Clinic of the Edith Watson Maternity Unit. The latter distribution point is staffed and managed by members of the W.R.V.S.

There was an increase in the sale of National Dried Milk. During the year 3,854 packets of National Dried Milk, 2,259 packets of Vitamin A, D. & C. Tablets, and 2,885 bottles of Vitamin A, D. & C. Drops were sold. There were also free issues of the following - National Dried Milk 444; Vitamin Tablets 53; Vitamin Drops 640.

Dental Treatment

No separate sessions are held for maternity and child welfare patients. Inspections and treatments are carried out during the normal school dental service sessions.

From the figures shown below, it will be seen that the number of referrals for expectant and nursing mothers are comparatively small, though the service given both to children under 5 years and to expectant and nursing mothers show an increase over the previous year.

	<u>Children</u> <u>0-4 years</u>	<u>Expectant and</u> <u>Nursing Mothers</u>
No. of primary inspections	313	19
No. requiring treatment	145	19
Courses of treatment completed ..	145	16
Treatment given :-		
Teeth filled	169	55
Teeth extracted	90	18
General anaesthetics	34	-
Patients X-Rayed	1	3
Scalings, etc.	76	8
Teeth otherwise conserved ...	-	-
Emergency treatments	27	7

Domiciliary Midwifery

Nine Domiciliary Midwifery Sisters were employed during the year and although the number of home confinements continues to fall the number of patients delivered in hospital and returning home early continues to increase; these patients are visited and supported by the trained midwife until at least the tenth day or for longer periods according to their needs. Thirteen student midwives undertook domiciliary midwifery in the Borough as part of their training.

Twelve bookings were made for the short stay scheme whereby the Domiciliary Midwifery Sister takes the patient into hospital, delivers her, and returns her to her home four to six hours later and continues to give expert nursing care to mother and baby for ten or more days.

During the year 88 midwives notified their intention to practise, ten of whom are employed in the domiciliary field.

A statutory refresher course was attended by one member of the staff, another member attended a course on integration, and a Family Planning Appreciation Course was undertaken by three other midwives.

The midwifery sister today carries the most modern analgesic equipment, baby resuscitators and stimulants. Sterile disposable maternity outfits are provided free of charge to expectant mothers for delivery at home and 47 outfits were distributed. Two smaller sterile outfits were issued to mothers discharged early from hospital. Facilities are also made for the debris following delivery in smokeless zones to be incinerated. This year a portable intercommunication system was introduced for the "on call" midwives.

Under Rule E.13 of the Central Midwives Board, the midwives requested medical aid on thirty-six occasions, including mothers delivered in hospital and discharged before the tenth day. Of these twenty-three were on account of conditions of the mothers, and thirteen on conditions of the newborn infants.

Ante-Natal Care

A number of ante-natal clinic sessions provided by the Local Authority has been reduced to one per week and is attended by a medical officer. The number of expectant mothers who attended during the year was 56. The domiciliary midwifery sisters continue to attend six group practices of general practitioners to assist at their ante-natal clinics, with average monthly attendances of 201 patients.

Blood specimens taken for investigation of Rh. factor and Wassermann reaction totalled 56 and there were 60 for haemoglobin test.

There has been a growing amount of ante-natal follow-up visits in the home amounting to 1,966 patients visited and advised. These have been passed to the midwifery sisters from the Local Authority clinic, the general practitioners sessions, and the Edith Watson Maternity Unit.

Relaxation and Mothercraft Classes

One session per week is held at the St. Nicholas Health Centre and is appreciated by the mothers, partly because of the facilities there for the toddlers to play and be supervised. A change of day from Monday back to Tuesday has proved to be a popular move and resulted in an increase in numbers.

Notification of Births

A total of 2,515 live births occurred in the town, including mothers who came from outside the Borough. The number of Burnley live and still births notified, after adjustments for transfers, were 1,069 and

11 respectively making a total of 1,080 or 47 less than in 1972.

The domiciliary midwifery sisters notified 32 live births, and no still births. Only four births were attended by a doctor and midwife, the rest being attended by midwife only. Twelve of these births were delivered by the domiciliary midwifery sisters in hospital under the short stay scheme.

Post-Natal Care

In addition to the attendance of the thirty-two mothers and babies mentioned above the domiciliary midwifery sisters attended 944 mothers delivered in hospital and discharged before the tenth day, of this number 120 were discharged before the third day.

Mothers attended by the domiciliary midwifery sisters may attend either at the Local Authority clinic or their own general medical practitioner specifically for a post-natal examination at approximately six weeks after delivery. The midwifery sisters also assist two Group Medical Practices at Family Planning sessions.

Care of Premature Infants

The special baby care unit at the Edith Watson Maternity Unit is able to accept all premature babies whether hospital or domiciliary born. A special incubator for transporting ill or premature infants is made ready for use at the Ambulance Station in case its use should be found to be necessary whenever a midwifery sister is called out to a home.

Sixty-three babies, or 5.9% of the total live births, weighted $5\frac{1}{2}$ lbs. or less at birth. All were born in hospital. After the midwife ceased to attend, or after discharge from hospital, frequent follow-up visits were made by the Health Visitors.

Maternal Mortality

No women died in consequence of childbirth during 1973.

Ophthalmia and Pemphigus Neonatorum

No cases of Ophthalmia Neonatorum were notified and there were no cases of Pemphigus Neonatorum.

Home Nursing Service

The number of staff remained at a full-time equivalent of twenty and the number of new patients again increased, no doubt due to the closer working relationship with the general medical practitioners and the setting up of the District Nursing Service Liaison Scheme with the

Burnley Hospital Group whereby, a Liaison Sister visits the hospital wards and departments and collects data relating to patients who are returning home and needing further nursing care or supervision. The majority of the staff are now car drivers which has made this additional work load possible.

Nine nursing sisters have now successfully completed the District Nurse Training Course and several also took part in the Integration and Management Courses organised locally.

Treatment sessions continue in the surgeries of two group practices, other than the Health Centre, and during the year 169 sessions were held and 1,050 persons were treated. In addition the home nursing staff assisted at the busier cytology and child health sessions.

One thousand nine hundred and twenty-two persons were visited in their own homes and in residential homes, and persons are now treated at the St. Nicholas Health Centre, Saunder Bank, which opened in November 1972. Three thousand one hundred and nine persons were treated at the Centre. Thirty per cent of the total number of patients visited were over 65 years of age compared with 54% in 1972. The number of children under five years of age attended by the Sisters numbered 260 as compared with 77 in the previous year. There was a big increase in the total number of visits made, the figure being 60,898 compared with 49,773 the previous year. Another change in pattern was the increase in gynaecological conditions and minor orthopaedic surgery requiring visits, checking dressings etc. As a result of these visits the number of new visits in the five to sixty-four age group has almost trebled from 1,646 to 4,679.

Requests from local groups and schools for talks on the Home Nursing Service were accepted and given by members of the staff.

The following table gives statistical information for the year under review.

New Patients :-

Under 5 years	260	
Between 5 and 64 years	4,679	
65 years and over	2,147	7,086
Subsequent visits all age groups	-	53,812
Total	-	<u>60,898</u>

Of the total number of new patients

- 1,790 were treated in their own homes
- 3,109 were treated in the St. Nicholas Health Centre (which opened in November 1972)
- 1,050 were treated in the surgeries of family doctors
- 998 were treated in the hospital geriatric out-patients department

- 132 were treated in residential homes
 7 were treated elsewhere (e.g. Health Department)

Teaching and supervisory visits made by Nursing Officers 985

SECTION VII
PREVENTION OF ILLNESS, CARE AND AFTER-CARE

Care of the Aged, Sick and Infirm

The Health Department and Social Services Department provide extensive facilities for the care of the elderly and, in addition, home visits are made by members of the Burnley Council of Social Service and the Churches Visiting Scheme.

Close liaison is maintained with the Consultant Geriatrician of the local hospital group. District Nursing Sisters and Health Visitors regularly attend the Geriatric Out-patient Clinic.

Laundry service for incontinent persons

This service is available for incontinent patients where assistance of this kind is obviously required. Bed gowns and sheets are provided by the authority. These are delivered, collected and laundered free of charge to patients in need and recommended by general practitioners and the staff of the Home Nursing Service.

During the year 11 persons received help from this service.

Incontinence Pads Service

There is a continuing increase in the use of incontinence pads which are available for the benefit of the incontinent patient. These are largely issued through the District Nursing Service.

In addition, supplies can be obtained from the Health Department at a nominal charge by anyone requiring them.

The use of these soluble pads helps to supplement the laundry service previously referred to.

Where difficulties of disposal of soiled pads or dressings arise in households, appropriate disposal facilities are provided in co-operation with the authority's Cleansing and Transport Department.

Provision of Nursing Equipment

A limited number of items of nursing equipment are available on loan to patients who are nursed at home, and these include invalid chairs, ripple beds, air-rings, bed pans, bed cages and commodes, etc. The articles are issued from the Public Health Department central offices at a nominal charge.

During the year items of equipment loaned numbered 174.

Nursing Homes

One Nursing Home is registered in the County Borough. This home is long established and provides accommodation for 14 patients of the medical and chronic sick category, and also post-operative cases.

Chiropody Service

In accordance with Ministry of Health Circular 11/1959, a chiropody service is provided, free of charge, for elderly persons - men over 65 years and women over 60 years - registered physically handicapped persons, and expectant mothers, provided the family income consists only of retirement pension, old age pension, supplementary pension, or national insurance benefits.

During 1973 two whole-time Senior Chiropodists were employed.

The service includes the care of the residents in the hostels of the Social Services Department.

Clinic sessions are held in the St. Nicholas Health Centre, and in the Gannow Clinic which is situated in the west end of the town. Domiciliary treatments are provided for patients who are physically unable to attend a clinic.

The following table gives statistical details of the service :-

1. No. of persons treated

Elderly, aged 60 years and over	891
Physically handicapped	5
Expectant mothers	-
Hostel residents	260
Others	9
				<hr/>
TOTAL				1,165
				<hr/>

2. No. of treatments given

In clinics	3,277
In patients homes	1,390
In hostels	721
				<hr/>
TOTAL				5,388
				<hr/>

Care and After-Care of Tuberculous Persons and Contacts

One whole-time Officer undertakes the routine after-care of patients discharged from hospitals and is also responsible for the supervision of patients in their own homes.

Close co-operation with the Chest Physicians, the general practitioners and industrial medical officers ensures the examination of contacts of patients. There is also good liaison between local health authority officers and the local officials of the Department of Employment and Productivity and the Department of Health and Social Security.

B.C.G. vaccination of contacts is undertaken by the Chest Physicians at Marsden Hospital as part of the local health authority after-care service. Details of the vaccination of the twelve and thirteen year old children, the fourteen years and over group, and further education students, are to be found in my Report as Principal School Medical Officer.

Nursing requisites are provided where required, and the District Nursing, Night Attendant and Home Help Services are available when necessary.

Following the recommendations of the Chest Physicians and the Medical Officer of Health, the Housing Committee of the local authority give a special consideration to families requiring rehousing.

Mass Miniature Radiography and Diabetic Surveys

There were no public sessions during 1973. Three contact surveys were held in factories and 1,571 persons were X-Rayed.

Epilepsy

The comprehensive register of handicapped persons maintained by the Social Services Department contains the names of adult epileptics, some of whom are in Colonies or Homes.

In April 1973, there were 51 persons suffering from epilepsy on the Disablement Register at the local office of the Department of Employment and Productivity.

Information regarding children suffering from epilepsy is given on Page 20 of my Report as Principal School Medical Officer which is bound with this Report.

Cerebral Palsy

There is no reliable information available regarding the number of persons who suffer from cerebral palsy. However, four male adults and three female adults are under the supervision of the Social Services Department. Two males attend Meadow Bank Training Centre for the Mentally Handicapped adult and one male and three females attend the

Social Services Department's new Work Centre for the Handicapped in Temple Street.

Ten spastic children were able to attend ordinary schools; two attended Coal Clough Special Day School; eight the Brunlea School for Physically Handicapped and there were two in residential special schools. There are three children under five years of age under the supervision of the Child Health Service. Five spastic children are on the register of the Special Care Unit of Westway School for severely subnormal children.

Cervical Cytology

The scheme continues to be available free of charge through the Authority's services. Smear testing is carried out in the Pathological Laboratory of Burnley General Hospital.

Additional to the local authority service, there are those of the local Family Planning Association and general medical practitioners.

This field of preventive medicine is well publicised and women are advised to avail themselves of this service.

A national system of recall was introduced in 1972. The patient will be recalled every five years. A further test will be given, however, in under five years, if requested.

The policy regarding the population screening for cancer of the cervix is detailed in Ministry of Health Circular 18/16 of October 1966.

Statistical details of smears taken in the local health authority Cytology Clinic are as follows :-

No. of smears taken	340
No. of satisfactory reports received	302
No. of positive smears	4
No. of referrals to general practitioners for advice or treatment of other conditions found	38

Chronic Carriers of Infection

For many years a register has been kept of persons known to be chronic carriers of infection. Supervision ensures that they do not engage in employment involving the handling of foodstuffs, and specimens of faeces for laboratory examination are obtained periodically. The register now contains the name of one carrier of Salmonella Paratyphi B.

Health Education

This important field of work has continued on a basic level and, as previously, has been undertaken by members of the medical, nursing, administrative and public health inspectorate staffs.

Lectures with illustrations at group level in the health centre, child health clinics, senior schools and in local organisation premises have been given regularly throughout the year. These have been supplemented by talks in the homes and by concentrated dental health education programmes particularly in the junior and infant schools, details of which are included on Page 18 of the attached Principal School Medical Officer's Report.

Organised programmes with visual aids and tours of observation have continued in respect of the community training of student nurses from the local hospital group and Calderstones Hospital.

Various officers have taken part as lecturers in the National Health Service integration and re-organisation courses organised locally and every opportunity has been taken to project matters of health educational interest and importance.

With the co-operation of the local press, subjects have been brought to the attention of the general public. These include venereal diseases, smoke control, smoking and lung cancer, family planning, cervical cytology and vaccination and immunisation.

Posters, leaflets, display sets and visual aid material including film, slides and overhead projectors are in fairly constant use. Tape recorders are also in use. Food Hygiene lectures by members of the Public Health Inspectorate are given on request to school children, school meals service staff and to local voluntary organisations. The St. Nicholas Health Centre provides excellent accommodation for health educational activities.

It is perhaps reasonable to say that on re-organisation the new Area Health Authority will provide additional programmes and introduce a unified service available to all Districts within its authority.

Co-ordination and Co-operation in Local Health Services

There has always been good co-operation between the staffs of the Health Department, the general practitioners, the staffs of the local hospital group and the Social Services Department.

This has been enhanced by the re-organisation courses and seminars held at all levels, in connection with the National Health Service Re-organisation which becomes effective on 1st April, 1974.

Nursing staffs attend hospital geriatric wards, chest clinics, dermatological clinic and the maternity unit. One Home Nursing Sister is liaison officer between the domiciliary and hospital nursing staffs, and this recently introduced arrangement is working extremely well.

Health Visitors, and Home Nursing Sisters are all general practice based, and there is also a good system of integration between the family doctor and the Domiciliary Midwifery Sisters.

The Medical Officer of Health is a member of the Local Executive Council, the Local Medical Committee, the Hospital Management Committee, the Liaison Committee of the Regional Hospital Board and along with the Non-Medical Supervisor of Midwives, is a member of the Local Maternity Liaison Committee.

SECTION VIII
AMBULANCE SERVICE

The fleet is radio-telephone controlled and consists of six ambulances, two dual-purpose vehicles and two sitting case cars. The personnel is made up of one Ambulance Office, five Station Officers and twenty-five Ambulancemen. One Station Officer is also responsible for in-service training.

Satisfactory co-operative working arrangements continue with the Ambulance Service of No. 6 Health Division of the Lancashire County Council in respect of long distance journeys, thereby avoiding unnecessary duplication. In addition, there is complete liaison in dealing with emergency calls in adjacent County areas, particularly those areas that are served more quickly by the Burnley Ambulance Service.

All drivers are now seconded to courses of training at the Lancashire County Council Ambulance Service Training School. These courses vary between 2 and 6 weeks according to an ambulanceman's service. Training in the use of Entonox and training within hospital premises is part of the overall programme.

The accommodation provided in the Old Artillery Barracks Building is far from satisfactory. However, a new purpose-built Ambulance Station, sited centrally, is being built, and is scheduled to open in March 1974.

Statistics for 1973

<u>Accidents and Emergencies</u>		<u>Comparative Statement of Statistics over 10 years</u>			
Journeys	3,246		<u>Journeys</u>	<u>Patients</u>	<u>Mileage</u>
Patients carried	3,044				
<u>Others</u>		1964	8,991	36,397	137,429
Journeys	6,549	1965	8,658	36,072	132,992
Patients carried	37,161	1966	8,797	37,564	134,399
<u>Total -</u>		1967	8,834	39,424	138,079
Journeys	9,795	1968	9,334	38,536	145,307
Patients carried	40,205	1969	9,615	38,637	156,357
<u>Mileage -</u>		1970	9,768	42,711	158,685
Ambulance	86,481	1971	9,241	42,568	160,417
Dual-purpose vehicles	71,092	1972	9,945	44,849	161,812
<u>Total</u>	157,573	1973	9,795	40,205	157,573

SECTION IX
ENVIRONMENTAL HYGIENE SERVICES

Water Supply

I am indebted to the Calder Water Board's Engineer and Manager for providing the following information regarding the area's water supply.

(a) <u>Water consumption</u>	<u>1973</u>	<u>1972</u>
Total potable consumption for the whole of the Board's area	4,374 million gallons (11.983 million gallons daily)	4,202 million gallons (11.482 million gallons daily)

During 1973, the amount of water consumed within the County Borough area only, amounted to 1,819.908 million galls (4.986 million gallons daily).

The water supply for the area has been satisfactory both in quantity and quality.

(b) <u>Rainfall on local gathering grounds</u>		<u>Long Term Average</u>
Swinden (upper gauge)	= 40.69 ins.	48.70 ins.
Swinden (lower gauge)	= 39.42 ins.	47.29 ins.
Cant Clough (north gauge)	= 43.80 ins.	50.95 ins.
Cant Clough (south gauge)	= 44.68 ins.	52.15 ins.

I am also grateful to the Chief Chemist of the Mid-Calder and Hyndburn Joint Sewerage Board for the following information concerning the quality of water supplies.

Bacteriological examination Eighteen samples of water from the reservoirs were examined bacteriologically :-

Cant Clough	6	
Hurstwood/Heckenhurst	6	
Swinden	6	18 total

All the samples were satisfactory.

Chemical examination

Eighteen samples of water were examined chemically and found to be satisfactory.

(c) Fluoridation of public water supplies The natural fluoride contents of water supplies to the Borough were :-

Cant Clough	0.11 parts per million
Heckenhurst	0.05 parts per million
Swinden No. 1	0.07 parts per million

The local authority has agreed to the fluoridation of water supplies, but as this matter involves other Constituent Authorities of the Calder Water Board, no firm decision has yet been made.

Public Baths

Twenty-one samples were examined bacteriologically and all were found to be satisfactory.

Of the 16 samples examined chemically, one sample from Gannow Baths was reported as having a low alkalinity but further samples were found to be satisfactory.

Public Cleansing

Collection and disposal of refuse

In May 1967 the incineration of rubbish ceased. This was due to the excessive cost of converting the plant to comply with the smoke control regulations. All refuse is now disposed of at the Monkhall Quarry but a new incineration plant will be built in accordance with the present Five Year Capital Programme, commencing in early 1974. This is in agreement with the Lancashire County Council who will assume responsibility for disposal of refuse with effect from 1st April, 1974 following Local Government re-organisation.

Amount of refuse dealt with during the year ended December 1973

	<u>Tons</u>
(a) Refuse taken to tip :-	
Plant Screenings ('tailings')	} 20,000
Screened dust	
Tipped direct	
	Nil
(b) Refuse burned	Nil
(c) Salvage materials sold	1,847

Receptacles for refuse in use during 1973

<u>No. of premises</u>	<u>No. of dustbins</u>
32,000	35,000

Sewerage and Sewage Disposal

The arrangements for sewerage and sewage disposal in the district are adequate and is the responsibility of the Mid-Calder and Hyndburn Joint Sewerage Board which incorporates Burnley County Borough, Burnley Rural District, Padiham, Clayton-le-Moors, Great Harwood, Rishton, Church, Oswaldtwistle and Accrington.

Report of the Chief Public Health Inspector

(Milton Stott, M.A.P.H.I.)

Staff

In addition to the Chief Public Health Inspector and Deputy the staff is comprised of one Senior District Public Health Inspector; six District Public Health Inspectors and two Trainee Inspectors; two Meat Inspectors; four Rodent Operatives/Disinfectors (based at the Royle Road Disinfecting Station). A vacancy exists in respect of a post of Technical Assistant.

Nuisances

During the year the following formal notices were served.

160	under the Public Health Act 1936
34	under the Public Health Act 1961
16	under the Burnley Corporation Act 1925

The main source of complaints continued to be those made by tenants regarding defective premises or blocked drains, and complaints of nuisance from dust, fumes and noise.

Noise Nuisances

During the year one formal notice was served under the Public Health Act 1936, as amended by the Noise Abatement Act 1960.

Smoke Nuisances

No formal notices were served during the year under Section 93 of the Public Health Act 1936 as amended by Section 16 of the Clean Air Act 1956.

Offices, Shops and Railway Premises Act 1963

There are 990 premises registered under the above Act within the Borough. Six thousand one hundred and thirty four persons are employed at such premises, of these 2,515 are males and 3,619 females. Four hundred and ninety nine visits were made to such premises during the year.

Thirty-four accidents were reported during the year, all were non-fatal.

Factories Act 1961

Three hundred and thirteen power factories and three non-power factories are registered within the Borough.

Factories Act 1961

Inspections for the purpose of provisions as to health

Premises	No. on Register	No. of Inspections	No. of Written Notices	No. of Occupiers Prosecuted
(1)	(2)	(3)	(4)	(5)
(i) Factories in which Sections 1, 2, 3, 4 and 6 are to be enforced by Local Authorities	3	21	-	-
(ii) Factories not included in (i) in which Section 7 is enforced by Local Authority	313	146	28	-
(iii) Other premises in which Section 7 is enforced by the Local Authority (excluding outworkers premises)	-	-	-	-
Total	316	167	28	-

Cases in which defects were found

Particulars	Number of cases in which defects were found				No. of cases in which prosecutions were instituted
	Found	Remedied	Referred		
			To H.M. Inspector	By H.M. Inspector	
(1)	(2)	(3)	(4)	(5)	(6)
Want of cleanliness (S.1.)	-	-	-	-	-
Overcrowding (S.2.)	-	-	-	-	-
Unreasonable temperature (S.3.)	-	-	-	-	-
Inadequate ventilation (S.4.)	-	-	-	-	-
Ineffective drainage of floors (S.6.)	-	-	-	-	-
Sanitary Conveniences (S.7.)	-	-	-	-	-
(a) Insufficient	2	-	-	-	-
(b) Unsuitable or defective	3	31	-	-	-
(c) Not separate for sexes	-	-	-	-	-
Other offences (not including offences relating to outwork)	-	-	-	-	-
	5	31	-	-	-

Outwork (Sections 133 and 134)

22 Premises are registered for use by outworkers

Nature of Work	Section 133		
	No. of outworkers in August list	No. of cases of default on sending lists to Council	No. of prosecutions for failure to provide lists
Wearing apparel (Making etc. Cleaning and Washing.)	22	-	-
	Section 134		
	No. of instances of work in unwholesome premises	Notices served	Prosecutions
	-	-	-

Smoke Control

Although, as reported in the Report for 1972, the smoke control programme was virtually completed in that year, it was necessary to make three smoke control area variation orders during 1973. These orders affected a relatively small number of premises which had been exempted from previous orders because of the possibility of their inclusion in compulsory purchase orders connected with road widening and redevelopment schemes. Alterations to these schemes had resulted in the exclusion of the properties and the necessity to provide means for controlling smoke emission.

Review of Smoke Control Progress 1960-73

<u>Area</u>	<u>Date Order made</u>	<u>Date confirmed</u>	<u>Date of operation</u>
No. 1	6.4.60	12.1.61	1.11.61
No. 2	9.5.62	15.3.63	1.7.64
No. 3	9.5.62	23.10.62	1.7.63
No. 4	5.12.62	10.5.65	1.6.66
No. 5	4.1.63	10.8.64	1.7.65
No. 6	14.3.63	10.8.64	1.10.65
No. 7	7.1.65	14.10.65	1.7.66
No. 8	3.11.65	14.9.66	1.10.67
No. 9	5.10.66	16.1.67	1.8.68
No. 10	6.3.68	31.7.68	1.8.69
No. 11	7.5.69	26.9.69	1.4.71
No. 12	1.7.70	9.3.71	1.7.72
No. 7 (Variation Order)	17.4.73	18.7.73	
No. 9 (Variation Order)	17.4.73	18.7.73	
No. 11 (Variation Order)	17.4.73	18.7.73	

Industrial

Most of the industrial heating plants in the Borough complied with the law during the year. Offenders of the Dark Smoke (Permitted Periods) Regulations 1958 were warned informally. No formal action was necessary in this respect. The new boiler plant at the General Hospital referred to in my Report last year, was completed during 1973 and became operational towards the end of the year. As predicted, the new plant has proved to be completely smokeless in operation and residents of houses near to the

hospital who have for long complained of nuisance from smoke and grit will be well pleased with the improved position.

Housing

A further 199 houses in the Council's Clearance Programme were represented during the year. All the houses were classed as unfit for human habitation. The survey of premises was continued to establish a programme of slum clearance from 1974 onwards.

The survey indicates that whilst certain areas are deteriorating uniformly, others are comprised of unfit houses mixed with houses that may be sub-standard but are not unfit within the meaning of the Housing Acts. It is thought that this trend will continue as the number of owner occupiers increases due to economic needs forcing many people to live in smaller terraced houses.

There are no common lodging houses registered within the Borough.

There is one licenced caravan site within the Borough.

There are an estimated 48 houses in multiple occupation within the Borough.

Nine hundred and seventy-three applications were received for improvement grants and 392 for standard grants.

<u>Clearance Areas Represented During 1973</u>	<u>Number of Premises</u>
Marles Street	23
Buck Street	2
Tarleton Street	5
Junction Street (Nos. 1, 2 and 3)	61
Allerton Street	8
Glen Street	3
Adland Street	15
Cotton Street (Nos. 1, 2 and 3)	16
Dial Street	36
	<hr/>
	169

Houses in Clearance Areas and unfit houses elsewhereHouses demolished in Clearance Areas

Unfit for human habitation	130
On land acquired under Section 43 (2) Housing Act 1957	28

Houses demolished (not in or adjoining Clearance Areas)

As a result of formal or informal procedure under Section 16 or 17 (1) Housing Act 1957	16
Local Authority houses certified unfit by the Medical Officer of Health	-

Unfit Houses Closed

Under Section 16 or 17 of the Housing Act 1957	7
--	---

Number of Persons Displaced

From houses to be demolished in or adjoining Clearance Areas	145
From houses to be demolished not in or adjoining Clearance Areas	8
From houses to be closed	-

Families Displaced

From houses to be demolished in or adjoining Clearance Areas	55
From houses to be demolished not in or adjoining Clearance Areas	3
From houses to be closed	-

Unfit houses made fit

After formal notice under Section 16 Housing Act 1957	-
After determination of a Closing Order under Section 27 Housing Act 1957	-

Houses in which defects were remedied (other
than unfit houses made fit)

After formal notice under Public Health Acts	155
After informal notice under Public Health Acts	214

Housing Statistics(a) Number of dwellings erected during the year :-

By the Corporation	88 houses - bungalows - flats
By private enterprise	94 houses 21 bungalows - flats
Total dwellings	<hr/> 203 <hr/>

(b) Dwelling houses (including Council houses and shops with living accommodation) 28,483

(c) Total number of back-to-back houses -

Conversion of Waste Water Closets

During the year 157 applications were received for the conversion of waste water closets. This was 67 less than in 1972. The maximum grant payable is £24.00.

Offensive Trades

There are three offensive trade premises within the Borough. The premises are registered under the Public Health Act 1936 and are as follows :-

<u>Gut Scraper</u>	- animal intestines are cleaned and prepared for sausage casings.
<u>Tallow Melter</u>	- meat, offal and animal wastes are rendered and dried to produce tallow, fat for soap and bone meal.
<u>Fellmonger</u>	- Sheep-skins are stored and prepared for tanning. Also wool is pulled and sorted.

Diseases of Animals Act 1950

Routine visits were carried out during the year in connection with the above Act and Orders made thereunder. These included visits to premises where swill is boiled prior to its use for pig feeding.

Pet Animals Act 1951

Nine premises were registered within the Borough for the keeping of pet animals and 16 visits were made to such premises during the year.

Animal Boarding Establishments Act 1963

Two licences were granted for the use of premises as cat or dog boarding establishments, after satisfactory reports by the District Inspectors. Five visits were made to these premises.

Riding Establishments Acts 1964 and 1970

Currently there are no licensed establishments within the Borough.

Prevention of Damage By Pests Act 1949

The rodent control service continued in operation throughout the year and assisted occupiers of premises to eradicate infestations of rats and mice.

Premises found to be infested by the common rat	296
Premises found to be infested by the house mouse	1,098
Total primary visits by Rodent Operatives to :-	
(a) Dwelling houses (including Council Houses)	1,044
(b) Local Authority premises	246
(c) Business premises	410
(d) Agricultural premises	4

All surface infestations of rats were treated with 0.05% Warfarin.

Treatments for mice involved the use of Alphachloralose and Zinc Phosphide.

Sewer treatments continued through the year using Warfarin 0.05% as the poison bait. The following results were obtained :-

Number of chambers receiving treatment	374
Number of chambers showing complete take	38
Number of chambers showing partial take	21
Number of chambers showing no take	57

Difficulties were experienced during the year due to staff retirements and prolonged sickness, resulting in only one rodent operator (out of a staff of three) working alone for the latter two months of the year.

Disinfection and Disinfestation

It was noted with some satisfaction that the number of treatments for fleas and bed bugs decreased during the year. Although the total treatments for fleas shows that there is still much scope for improvement in the personal hygiene of certain problem families.

The treatment for scabies decreased by over 75%.

The disinfestation service was called upon to treat premises as follows :-

<u>Reason premises treated</u>	<u>No. of treatments</u>
Bed bugs	13
Fleas	81
Body lice	-
Cockroaches	118
Wasps, silverfish, flies, spider beetles etc.	23
Removal of occupants from clearance areas to Council houses	-
Removals of furniture from clearance area premises to Council houses	-
Treatment of vacant houses before demolition	12

Facilities at the Centre were used as follows :-

Articles disinfected (including laundry for incontinent persons)	917
Scabies treatments	60
Total baths given	1,866
Number of library books disinfected	12

Food Control

Food Hygiene

Routine inspections were continued through the year involving all premises, stalls, delivery vehicles and vending machines where a food business is involved. Much of the work is done by verbal and written advice or warnings of an informal nature which are normally acceded to without delay.

The number and types of trade covered by the Food Hygiene (General) Regulations 1970 are shown below.

<u>Type of Trade</u>	<u>No. of Premises</u>
Unlicensed restaurants, cafes and snack bars	32
Licensed caterers	16
Works canteens	29
School meals canteens and sculleries ...	45
Licensed premises (Public houses and clubs)	133
Wholesale meat suppliers	6
Wholesale fish and poultry suppliers ...	2
Wholesale grocers	5
Wholesale greens and fruit suppliers ...	5
Supermarkets	5
Bakehouses	35
Fish fryers	57
Retail butchers	66
Retail grocers	275
Retails wet fish shops	6
Retail green grocers	49
Icecream and sweets	67

Food Poisoning

Seven cases were notified during the year.

Gastro-Enteritis

Twenty-five females working as kitchen staff in school meals kitchens and Local Authority hostels were notified to the Medical Officer as suffering from this illness during the year. In all cases a visit was made by a Public Health Inspector and specimens of faeces were sent for examination. Those workers showing negative results were allowed to recommence work.

Foreign bodies in food and unsound food

Eighty-six complaints were received during the year and all were investigated, 53 of these were found to be justified and informal action was taken to advise manufacturers and retailers in every case, except five where legal proceedings were taken.

In certain cases where persons complained about unsound food or foreign bodies in food there was a reluctance to become involved in court proceedings. It is not always realised that any complaint of this nature can lead to legal action and that the complainant may have to testify in court.

Of the 53 complaints, which upon investigation were substantiated, proceedings were instituted in six instances, five cases being found proved and fines imposed, one case being found not proved.

An interesting feature involving two unsound food investigations concerned a family who had purchased a whole side of "high" venison for deep freezing at home and then complained to the Department about the condition of the meat when thawed out.

Another unusual unsound food query involved "abnormal odour" in steak puddings after heating in a micro wave oven, the polystyrene tray in which these puddings were being heated in the oven importing "taint" odours.

Thirty-three food complaints were considered to be not justified. One involved allegations of sale of horseflesh in lieu of beef, one complaint of an allegedly unsound loaf of bread had in fact only a slightly burnt crust. Two allegations of insects in foods could not be substantiated because no insects were found. Seven complaints of foods allegedly causing illness after consumption were investigated and the foodstuffs concerned sent for analysis but no evidence was found of harmful substances.

Unsound food condemned (other than meat and offal from the slaughterhouse) including tinned, frozen and raw foods, totalled :-

7 tons	16 cwts	1 qrt	23 lbs	or
	7 tonnes	948 kilos		

Meat Inspection

The F.M.C. (Meat) Limited continued to occupy and operate the only slaughterhouse in the Borough.

The animals slaughtered received 100% inspection which involves staff working from 7.00 a.m. in the mornings, including Saturdays. All condemned meat and offal is stored in a locked room prior to removal to a processor for conversion to fertiliser and inedible fat.

The number of carcasses inspected during the year is shown below and is compared with the preceding four years.

Year	Cattle excl. cows	Cows	Calves	Sheep	Pigs	Total
1969	2,818	968	-	10,458	3,406	17,636
1970	2,648	1,657	1	15,391	4,754	22,904
1971	2,528	1,343	-	12,494	6,252	22,617
1972	2,607	790	1	14,973	6,973	25,344
1973	2,041	1,262	-	14,632	6,548	24,483

The amount of meat and offal from the slaughterhouse rejected as unfit for human consumption during the year was :-

	Tons	Cwts	Qrts	lbs		Tonnes	Kilos
Meat	3	6	3	17	or	3	398
Offal	15	9	2	16		15	730
	18	16	2	5		19	128

Meat and offal condemned because of T.B.

MEAT				OFFAL			
Tons	Cwts	Qrts	lbs	Tons	Cwts	Qrts	lbs
-	3	3	3	-	-	1	20

Two pigs were condemned because of T.B.

Milk Supplies

The Borough is part of an area of the country that is unique in the amount of untreated milk sold by producer/retailers whereas in the country generally milk supplies are mainly heat treated.

Untreated milk supplies need to be checked regularly for the presence of the organism *Brucella Abortus* which can cause the disease Brucellosis in man. During the year, 225 samples of bulk untreated milk and 18 samples

from individual cows were obtained. Of the bulk samples taken 2 were found to contain the organism and immediate steps were taken to isolate the infected animals and remove them from the herd. Eleven samples of heat treated milk were examined and all were reported satisfactory.

Liquid Egg (Pasturisation) Regulations 1963

There are no egg pasturisation plants within the Borough.

Poultry Inspection

There are no poultry dressing stations within the Borough.

Food and Drugs and Bacteriological Samples

Four hundred samples were taken during the year.

On the 1st January the Labelling of Food Regulations 1970 (as amended) came into operation (except for certain provisions concerning food on labels on soft drink bottles). These Regulations have far-reaching effects on the labelling of most pre-packed foods and upon the labelling of certain other foods. The latter affects retailers who must label food with a proper designation and in some cases a list of ingredients - especially in relation to preservatives, colours, saccharin and anti-oxidants present in the food.

In addition there has been legislation intended to "harmonise" our standards with those of our EEC partners.

The details of the samples taken are as follows :-

	Total	No. Unsatis.	Reason Unsatisfactory
Food and Drugs Analysis of Composition and labelling	Formal 2	-	
	Informal 136	14	7 - Various foods involving labelling not complying with 1970 Regulations 1 - Vitamin Tablets under-strength. 1 - Food colouring - contained non permitted colour 1 - Herbal Cough Mixture - contained Chloroform - not a herb 1 - Cornish Pasty - low in meat content

	Total	No. Unsatis.	Reason Unsatisfactory
Samples carried forward Food and Drugs Analysis of Composition and labelling (Contd.)	138	14	<ul style="list-style-type: none"> 1 - Sliced dried onions - contained undeclared preservative 1 - Beef sausage contained preservative and colouring (both undeclared) 1 - Cough Linctus - low in citric acid content
Special Tests	2	2	<ul style="list-style-type: none"> 1 - Cola drink with metal strip in bottle (see Prosecutions) 1 - Meat pudding with odd smell (had taken up taint from plastic tray in a micro wave oven)
Food other than milk (Bacteriological)	5	-	
Bulk Milk (Untreated)	225	31	<ul style="list-style-type: none"> 27 - Failed Methylene Blue Test 4 - Either equivocal or positive Milk Ring Test (of which 2 proved positive in Culture Test)
Bulk Milk (Heat Treated)	11	-	-
Milk samples from individual cows	18	-	-
Total samples	399	47	

All of the 14 unsatisfactory food and drug samples were taken informally and were dealt with on an informal basis. In every case the producer or supplier took steps to comply with the legislation involved.

Summary of Legal Proceedings

Legislation	Contraventions	Results
Food and Drugs Act 1955	Metal in packet of cornflakes	Fined £50.00, £10.00 advocates fee
	Cigarette end in chicken sandwich	Fined £25.00, £5.00 advocates fee
	Metal in soft drink	Fined £30.00, £16.30 costs
	Foreign matter in steak and kidney pie	Fined £30.00, £15.00 costs
	Mouse dropping on custard tart	Case found not proved
Food and Drugs Act 1955 and Food Hygiene (General) Regulations 1970	Carrying on a food business in insanitary premises.)
	Failure to keep clean articles with which food came into contact.)
	Failure to keep a sanitary convenience in efficient order.)
	Failure to keep an adequate supply of nail brushes and clean towels or other drying facilities at a wash basin.)
	Failure to keep clean walls, floors and wood work in every food room.)
	Allowing refuse to accumulate in a food room.)
) Fined £44.00
Food Hygiene (General) Regulations 1970	Sanitary convenience not kept clean) £10.00 advocates fee
	Sanitary convenience not kept in efficient order)
	Outdoor not kept in good order)

Legislation	Contraventions	Results
Food Hygiene (General) Regulations 1970 (Contd)	Walls and floor of food room not in good order	Fined £50.00)
	Walls and floor of food room not clean	Fined £100.00)
	Sufficient water supply not provided	Fined £25.00)
	Water supply not constant	Fined £25.00)
	No adequate hot and cold water to wash hand basin	Fined £25.00) Plus £20.00
	Adequate clean towels not supplied	Fined £25.00) advocates fee
	No adequate hot and cold water to sinks	Fined £25.00)
	Insanitary premises	Fined £100.00)
	Table not kept clean	Fined £100.00)
	Metal rack not kept clean	Fined £100.00)
	Duck boards not kept clean	Fined £50.00)
	Having an insanitary food business))
	Dirty equipment used in connection with food preparation))
	Food room not kept clean) Fined £125.00)
	Allowing refuse to accumulate in a food room)) Plus £20. costs
	Using a sleeping place as a food room))
	Sanitary convenience not kept in a clean condition))
	Two charges of assault on Public Health Inspectors	Fined £60.00)

Legislation	Contraventions	Results
S.I. Public Health (Recurring Nuisances) Act 1969	Noise nuisance caused by barking dog	Found not proved
Clean Air Act 1956 (Section 11)	Smoke nuisance from burning wood on domestic fire	Fined £3.00, £2.00 costs
Public Health Act 1936 (Section 93)	Accumulation of domestic refuse	Fined £20.00, £5.00 advocates fee
(Section 39)	Failure to provide satisfactory eaves- gutters	Fined £5.00
(Section 93)	General disrepair and dampness in dwelling- house	Nuisance Order issued. Work completed.

Details of inspections, etc., carried out by
Public Health Inspectors

<u>Atmospheric Pollution</u>		<u>Total</u>
Smoke Control areas	388
Smoke nuisances	201
Industrial premises and plant	115
Smoke observations	160
Tips	15
<u>Factories</u>		
With mechanical power	146
Without mechanical power	21
Outworkers	57
Bakehouses	14
<u>Food Control</u>		
Food Hygiene (General) ex. Bakehouses	1,175
Food Hygiene (M.S.D.V.)	158
Inspection of Food	189
Food and Drug sampling	123
Milk and Dairies	26

Food Control (contd.)Total

Slaughterhouses	24
Food poisoning	60

General Public Health

Premises in disrepair	3,367
Filthy and verminous premises	246
Moveable dwellings	59
Common lodging houses	-
Offensive trades	31
Places of public entertainment	6
Conversion of W.W.C.'s	526
Noise (industrial)	263
Noise (domestic)	259
Other premises	2,092
Rat infested premises	567
Other infestations	428

Housing

Inspections re unfitness	818
Houses in multiple occupation	54
Overcrowding	7
Removals from Clearance Areas	73
Standard and Improvement Grants	116

Miscellaneous

Offices, Shops and Railway premises	499
Rent Acts	-
Disease of Animals Act	127
Pet Animals Act	16
Waste Food Order	53
Fertilizers and Feeding Stuffs	2
Rag Flock and Other Fillings	10
Animal Boarding Establishments	5
Interviews with Owners, etc.	1,840
Improvement Area Surveys	-

SECTION X
MISCELLANEOUS

MEDICAL EXAMINATIONS

Particulars of medical examinations carried out during 1973

Purpose	Number
Retirement on superannuation	26
Admission re superannuation	543
Road Traffic Act	30
Fitness for Employment	72
School Meals	97
Accidents	4
Teachers	3
Admission to Teacher Training College	79
Others	99
TOTAL	953

COUNTY BOROUGH OF BURNLEY
Local Education Authority



ANNUAL REPORT

OF THE

Principal School Medical Officer

LUKE J. COLLINS, M.B., B.CH., B.A.O., L.M., D.P.H., M.F.C.M., F.R.S.H., M.B.I.M.,

1973

COUNTY BOROUGH OF BURNLEY
Local Education Authority



ANNUAL REPORT

OF THE

Principal School Medical Officer

LUKE J. COLLINS, M.B. B.S. (LOND.) D.P.M. (LOND.) F.R.C.P.S. (LOND.)

1973

I N D E X

	<u>Page</u>		<u>Page</u>
Audiometry	12	Hygiene Inspections	12
B.C.G. Vaccination	15	Infectious Diseases	15
Brunlea Day School for Physically Handicapped	21	Inspection Clinic	14
Clinics	9	Medical Inspection in Schools	11 - 12
Clothing and Footgear	12	Medical Treatment	16 - 17
Committee	2	Minor Ailments	16
Co-ordination and Co-operation with other Health Services, Voluntary Bodies, etc.	10	Miscellaneous Examinations	14
Dental Service	18 : 31 - 32	Miscellaneous Information	24 - 25
Department of Education and Science - Statistical Tables	26 - 32	Nursery Schools	8
Diphtheria and Immunisation	15	Physical Condition	12
Ear, Nose and Throat Defects	16	Physiotherapy Clinic	17
Education in Hospital	21	School Baths	24
Educational Psychological Service	22 - 23	School Dental Service	18 : 31 - 32
Employment of Children	24	School Hygiene and Sanitary Accommodation	24
Entertainments	24	School Meals Service	25
Enuresis Clinic	17	School Population	7 - 8
Eye diseases and visual defects	16 - 17	Special Schools	8
Handicapped Pupils	19	Staff	5 - 6
Blind and Partially Sighted	20	Statistical Tables	26 - 32
Deaf and Partially Hearing	12 - 13 : 19 - 20	Transport	24
Diabetic	21	Tuberculosis	22
Delicate	21	Vaccination against Tuberculosis B.C.G.	15
Educationally Subnormal	19		
Epileptics	20		
Maladjusted	19		
Physically Handicapped	22		
Speech Defects	20 - 21		

EDUCATION COMMITTEE

1973 - 1974

- * HIS WORSHIP THE MAYOR (Councillor F. Booth)
- * Miss Alderman A. Proctor
- * Alderman T. Holgate
- Alderman D. Parkinson, J.P.
- Alderman J. A. Smith
- Alderman E. J. Willis
- * Mrs. Councillor I. Cooney
- * Mrs. Councillor M. E. Durkin, J.P.
- * Mrs. Councillor S. Ennis, J.P.
- Mrs. Councillor R. I. Pilling
- * Mrs. Councillor A. Smith
- Councillor E. Bacon
- Councillor J. Bradshaw
- Councillor J. Entwistle
- Councillor E. Fisk
- * Councillor P. J. Kenyon
- * Councillor M. A. Noble (Chairman)
- * Councillor A. Proctor (Vice-Chairman)
- * Councillor M. Roberts
- Councillor G.F. Taylor
- The Rt. Rev. The Bishop Suffragan of Burnley
- The Rev. E. Sainsbury
- * The Rev. J. Groarke
- * Mr. E. B. Ashworth

----- oOo -----

- * Members of the Special Schools and Services Sub-Committee.

3.

Public Health Department,
18 Nicholas Street,
BURNLEY.
BB11 2AR

Telephone : Burnley 25011

March 1974

Mr. Mayor, Ladies and Gentlemen,

In writing the last Report of Principal School Medical Officer, a designation which disappears with its responsibilities on 31st March 1974 on National Health Service re-organisation, I would like to say that for sixty-seven years your staffs have always endeavoured to give a service second to none, and with the ultimate benefit to the school child in mind.

Over the years many infectious diseases have been controlled or eradicated by vaccinations, immunisations and environmental improvements in living standards.

Since the end of the Second World War many new schools have been provided by the Authority, and there has also been continuous progress made in the provision of nursery school places. This has been most creditable, and it is hoped that under the new administration improved services continue as envisaged by your Authority.

During early 1973 we lost the services of the Educational Psychologist who took up another post and who had not been replaced by the end of the year. We were also unfortunate in losing the services of our Speech Therapist who had served the Authority so well over a period of nineteen years - she emigrated to the Canary Islands!

Other services continued within their normal efficient pattern, e.g. Orthoptics, Physiotherapy, Audiometry and teaching of the deaf child. It is very pleasing to note that with the approval of Alderman E. Willis, monies were provided from his mayoral fund to set up an excellent 'toy library' for the benefit of the deaf and partially deaf child. This toy library is proving a most successful addition to our services. A 'partially hearing' unit for senior pupils was set up at Ivy Bank School at the end of the year.

In conclusion I would like to express my sincere thanks to the members of the Education Committees for their support during my years of office.

I appreciate also the co-operation of the Chief Officials of the Authority, the Head Teachers and members of the local press. Finally, I must pay tribute to all members of my staffs, past and present, who have carried out their duties so loyally and so efficiently.

Yours sincerely

Luke J. Collins

Principal School Medical Officer

S T A F F

Principal School Medical Officer	- L.J.Collins, M.B., B.Ch., B.A.O., L.M., D.P.H., M.F.C.M., F.R.S.H., M.B.I.M.
Deputy Principal School Medical Officer	- E.P.Whitaker, M.B., Ch.B., M.R.C.S., L.R.C.P.
Medical Officers in Department	- Mrs.I.Logan, M.B., B.Ch., B.A.O., L.M., D.C.H., D.P.H. Mrs.P.S.Limaye, M.B., B.S.(Poona), D.C.H.
Principal School Dental Officer	- C.F.Tehan, B.D.S.
Consultant Orthodontist (part-time)	- Mr.D.J.Timms, D.Ortho.
Senior Dental Officer	- H.Layfield, L.D.S.
Dental Officer	- D.B.Jackson, L.D.S.
Ophthalmic Specialists (part-time)	- W.M.Dugmore, M.B., D.O., F.R.C.S.E. R.S.Ritson, M.B., Ch.B.
Paediatrician (part-time)	- W.M.L.Turner, M.D., M.R.C.P., D.C.H., D.L.O.
Senior Orthoptist	- Miss S.Sutcliffe, D.B.O.
Orthoptist	- Vacancy.
Physiotherapists	- Mrs.D.R.Haddock, M.C.S.P. Mrs.P.A.Chadwick, M.C.S.P. (part-time)
Educational Psychologist	- Vacancy.
Social Workers	- Mrs.A.Cockroft, S.R.N. (a) (b). Mrs.D.Landriau, C.S.W.
Speech Therapist	- Vacancy.
Dental Auxiliary	- Mrs.M.L.Dutton.
Chief Nursing Officer	- Miss M.O'Brien, S.R.N., S.C.M., R.F.N., H.V.Cert. (e)
Chief Administrative Officer	- A.Pilling (c) (d)
Other Staffs	- 1 Administrative Assistant 1 Clerk/Shorthand Typist 5 Clerks 4 Dental Surgery Assistants Health Visitors (combined duties)

- (a) N.N.E.B. Certificate.
- (b) Home Office Letter of Recognition in Child Care.
- (c) Certificate of the Corporation of Secretaries Ltd.
- (d) Certificate of Declaration of Recognition of Experience in Social Work.
- (e) Diploma in Nursing (London).

SCHOOLS

At the end of the year, there were 16,510 children on the school rolls. This number is 715 more than in the previous year, and the distribution is as follows:-

Primary Schools

Brunshaw Infants	150
Bården Junior and Infants	570
Burnley Wood Junior and Infants	361
Ightenhill Junior	399
Ightenhill Infants	209
Stoneyholme Junior	203
Stoneyholme Infants	164
Rosegrove Infants	91
Hargher Clough Junior	396
Habergham Infants	67
Heasandford Junior	563
Heasandford Infants	360
Coal Clough Junior	292
Coal Clough Infants	193
Todmorden Road Junior	415
Todmorden Road Infants	117
Whittlefield Infants	146
Rosehill Junior	332
Rosehill Infants	225
Healey Wood Infants	48
Lowerhouse Junior	303
St. Peter's Junior and Infants	183
Holy Trinity Junior and Infants	223
St. Stephen's Junior and Infants	249
St. Andrew's Junior and Infants	52
Wood Top Infants	96
Lane Head Junior and Infants	281
Myrtle Bank Infants	232
St. Mary's R.C. Junior	319
St. Mary's R.C. Infants	224
Christ the King R.C. Junior and Infants	241
St. Mary Magdalene's R.C. Junior and Infants	271
St. John's R.C. Junior	276
St. John's R.C. Infants	152
St. Augustine's R.C. Junior and Infants	155 ... 8558

Nursery Schools

Stoneyholme Nursery School	71
Accrington Road Nursery School	80
Habergham Nursery School	64
Rockwood Nursery School	94
Rosehill Nursery School	68
Myrtle Bank Nursery School	91
Lionel Street Nursery School	79
Elm Street Nursery School	80
Howard Street Nursery School	80
Rosegrove Nursery School	40
Barden Lane Nursery School	53 ... 800

Secondary Schools

Barden School	984
Ivy Bank School	1218
Walshaw School	899
St.Theodore's R.C.Boys' School	1046
St.Hilda's R.C.Girls' School	758
Towneley Comprehensive School	1084
Burnley Grammar School	461
Burnley High School	489 ... 6939

Special Schools

Westway School for S.S.N.Children	36
Coal Clough School for E.S.N.Children	92
Brunlea Day School for Physically Handicapped	85 ... 213

GENERAL INFORMATIONSchool Clinic

All clinics of the School Health Service with the exception of the centre for bathing of verminous children and those suffering from scabies, are available in the St. Nicholas Health Centre, Saunder Bank.

The services were provided on 250 days of the year.

Clinics - General

Medical Examinations in schools - approximately ten sessions each week.

General Ailments - daily.

Dental Treatment - daily.

Minor Ailments Treatment - daily.

Immunisation against diphtheria, whooping cough and poliomyelitis, and vaccination against smallpox - one session each week.

Immunisations and vaccinations are also carried out in Schools.

Enuresis treatment - approximately at fortnightly intervals.

Orthoptic treatment - approximately six sessions each week.

Physiotherapy, etc - five sessions each week.

Child psychological service - daily.

Speech therapy - daily.

B.C.G. vaccination against Tuberculosis - sessions as required.

Inspection Clinic - two sessions weekly.

Clinics - Specialist

Ophthalmic	three sessions each week (average)
Paediatric	one session each month
Orthodontic	one session each month

CO-ORDINATION AND CO-OPERATION WITH OTHER HEALTH
SERVICES, STATUTORY AND VOLUNTARY BODIES

Children referred to the Ear, Nose and Throat Specialist are seen at his out-patient clinic which is held in the Burnley General Hospital.

Clinics for eye defects and paediatrics are held in the St. Nicholas Health Centre and are attended by hospital specialists.

The Orthoptic service is a joint one and provides for the school children of Burnley and Nelson, and also for the Ophthalmic Department of the Burnley Victoria Hospital.

There is complete co-ordination in regard to services provided under the National Health Service Act, 1946. Information is made available for the use of the Youth Employment Officer of the Department of Employment. Bi-annual meetings are held between officers of the Education, Health and Social Services Departments and the Youth Employment Service, plus the Disablement Resettlement Officer and the Consultant Paediatrician in order to discuss the employment prospects of Special School leavers. These children are further discussed at subsequent meetings. The Employment Medical Advisory Service which became operative on the 1st February 1973 will ensure further co-ordination and co-operation between appropriate officers for the benefit of school leavers who have some departure from normal health which might affect their choice of employment.

Excellent co-operation continues with the Chief Education Officer and other officers of the local education authority and the Head Teachers and staffs of the schools.

Information and advice is freely given and accepted between general practitioners, hospital staffs and the Medical Officers in Department in respect of all the children receiving the facilities afforded by the School Health Service.

MEDICAL INSPECTION IN SCHOOLS

Schools were visited by Medical Officers during the year and the number of pupils examined was 3218. This figure is made up of 2416 routine medical inspections and 802 special examinations and re-examination of children suffering from defects or diseases. This total figure is 334 more than the number inspected in 1972.

Children are examined by a Medical Officer at least three times during their school life, that is as 'Entrants'; at approximately 10 years of age, and as 'Leavers'. The number examined in each category was 1020, 525 and 871 respectively.

In the eleven Nursery Schools, children are constantly supervised and 43 received a full medical examination.

Review of facts disclosed by medical inspection.

The statistical tables giving details of the medical inspections carried out and the defects found and which are submitted to the Department of Education and Science can be found on Pages 26 to 32.

Of the 2416 children receiving routine medical examination 417 were found to require treatment. This is 17.3% of those examined and compares with 18.9% in the previous year.

Of the 417 found to require treatment, 138 had vision defects which were mainly errors of refraction. This is 5.7% of the total inspected as compared with 5.2% in the previous year. Additional to this, thirty children were found to squint.

Nose and throat conditions were found in 156 children. Of these 25 required to be referred to the E.N.T. Specialist for further opinion or treatment.

Heart conditions found were mainly of a functional nature and affected 1.8% of those examined.

Parents are encouraged to attend routine medical inspections in schools and the Medical Officers are always available to discuss with them the physical condition of their children. However, children on leaving Junior School are not usually desirous of parents attending medical inspections, with the result that only 1.6% of parents attended inspections of the 'leavers' group. Approximately 29.5% attended the

inspection of the 'second age group' and 34.1% the 'entrants'

Hygiene Inspections

One hundred and four surveys in schools for general cleanliness and to detect vermin infestation were carried out by the nursing staff, resulting in the discovery of a number of infestations in children. Appropriate measures were taken to cleanse the hair and prevent re-infestation.

Clothing and Footgear

Careful inspection of children's clothing and footgear is always made at routine medical inspections, and no children were found to have unsatisfactory or defective clothing or footgear. Ninety nine point seven nine per cent. were classified as very good and 0.21% as good.

Physical Condition

The physical conditions of children at all ages continues to be very satisfactory and evidence of malnutrition is very rare indeed.

Audiometry

Sweep frequency tests continue to be carried out in the schools by members of the nursing staff.

The Peripatetic Teacher of the Deaf carries out full audiometric tests following unsatisfactory distracting tests on children under five years, and unsatisfactory sweep frequency tests on school children.

Referrals are made to the appropriate specialists and the teacher of the deaf ensures that advice and treatment recommended is carried out in co-operation with parents and teachers.

Report of Mrs.K.Wilson, Peripatetic Teacher of the Deaf

During 1973 many children were referred for hearing tests; these referrals were made by Headteachers as well as by Health Visitors and Doctors. The referrals from Headteachers were numerous and of the children referred 573 were tested in schools and 179 tested in clinic sessions. To assist in this work, I had the help of Mrs.J.Boothman, a School Nurse, who has worked with me very competently and enthusiastically both in schools and in the clinic. I have been most grateful to Dr.Whitaker, the Deputy Principal School Medical Officer, to whom I have referred children requiring medical treatment and further investigation. These children have been seen by him immediately, and if hospital treatment has been required he has referred them to Mr.Gude, the E.N.T. Specialist. The E.N.T. Department of the local hospital group has seen children quickly

at our request and the appropriate treatment given. Of the children diagnosed in our clinic, five have been issued with hearing aids and two of these children recommended for placement in our Partially Hearing Units.

During 1973 a new audometric record system was devised.

In addition to the large testing programme, fourteen children have been on the teaching programme, eleven of these being in the pre-school age group. Three of the pre-school children had Peters Speech Trainers on loan to them and these have been used in the homes and Nursery Schools attended by these children. Eight of the pre-school children were admitted to Nursery Schools and guidance has been given to the staff concerned. Their efforts in enabling these children to develop and improve their understanding of language, and to improve their speech patterns, have been of great importance.

Guidance has also been given to parents of the children in their homes. Dr.J.Robson at Fulwood Audiology Clinic confirmed our findings on two pre-school children diagnosed in clinic, and reviewed all other children previously seen by her.

THE INSPECTION CLINIC

This clinic is held in the St. Nicholas Health Centre, Saunder Bank, on each Monday and Friday morning and is attended by a Medical Officer.

Three hundred and seventy children were seen. No certificates of exclusion were granted.

Of 436 defects found on inspection, 336 required treatment and 100 required observation only. The greatest number of single defects found were those of the eyes, one hundred and five requiring treatment and twenty eight observation. Sixteen cases of scabies and 29 cases of impetigo were found and treated successfully.

Re-inspections of children at the School Clinic numbered 113.

Follow Up

Pupils with defects are 'followed up' by Health Visitors to ensure that treatment is received, and advice and guidance is given to parents and teachers where necessary. This involved 286 visits being made during the year.

Miscellaneous Examinations

In addition, 402 examinations were carried out. These included inspections for admission to Convalescent or Holiday Homes, or Special Schools; for boarding out with foster parents; for fitness for employment out of school hours and prior to commencing employment on leaving school and inspections carried out by clinic nurses.

INFECTIOUS DISEASES

Review of action taken to detect and prevent the spread of Infectious Diseases

Notifications of Scarlet Fever were 23 as compared with 40 in the previous year and Measles including German Measles increased. The number of children of school age who suffered from infectious diseases were as follows - Measles and German Measles 342, Scarlet Fever 23; Infective Jaundice and Hepatitis 6; Respiratory Tuberculosis - 1; Whooping Cough - 3; Dysentery - 4; Non-Respiratory Tuberculosis - 1; Malaria - 1.

Diphtheria and Immunisation

Over a period of many years there has been no incidence of Diphtheria. This is, of course, due to the continued protection of children by immunisation against the disease. The number of children under 16 years of age receiving primary inoculations was 1081, a decrease of 5, whilst 1303 "booster" injections were given to children of all ages, an increase of 170.

B.C.G. Vaccination against Tuberculosis

B.C.G. vaccination was offered to one thousand three hundred and sixty one 12 year old children. Of the 1084 acceptances, 1063 were found suitable for, and were given B.C.G. vaccination.

It was also given to 45 children age 13 years. Since the beginning of the Scheme in August 1954, 4545 children in the 12 year old group and 9614 in the 13 year old group have been vaccinated.

Twelve children age 14 years or over and 4 students at further education establishments were also vaccinated.

MEDICAL TREATMENT

Facilities for the treatment of school children continued as in previous years. Co-operation with local hospital staffs ensures interchange of clinical reports and information.

The interest and co-operation of the part-time Consultants is most valued. The Consultant Paediatrician examined 37 school children and 18 pre-school children especially referred to him.

Attendances of children for all purposes, including dental treatment, numbered 21,148.

Minor Ailments

The number of children requiring treatment for minor ailments is relatively small. Only 802 received treatment for such things as bruises, sores, skin infections and minor injuries, and an additional 20 children received treatment for skin conditions at the Cleansing Centre.

It is interesting to note that these figures in total represent only 4.9% of the total number on the School Rolls.

Ear, Nose and Throat Defects

Operations for tonsils and adenoids are carried out in the Burnley General Hospital, and children remain in hospital for at least three days after an operation.

The E.N.T. Specialist examined 74 children referred to him and performed 111 operations. In addition, 682 children had operations by arrangements made outside the School Health Service.

Eye Diseases and Visual Defects

The Consultant Ophthalmologists examined 653 children for errors of refraction, etc., 240 being new referrals. Children who received spectacles for the first time numbered 99. The total number of attendances at this specialist clinic was 1534.

The Senior Orthoptist, working single-handed, examined and gave orthoptic treatment to 469 school children and 98 pre-school children.

Twenty two children were referred for operative treatment, and from the list of those waiting, 21 including 2 pre-school children, had operations.

Early referrals of children for treatment continues satisfactorily and there is excellent co-operation from teachers and general practitioners.

Enuresis Clinic

This clinic is attended by a Medical Officer, and there is close co-operation with the Consultant Paediatrician of the local hospital group.

Enuresis alarm outfits are available on loan following the recommendation of the medical officer.

During the year, fifty six school children made ninety attendances at this clinic.

Physiotherapy Clinic

One Physiotherapist employed full time and one Physiotherapist employed part-time gave forty five treatments to twelve children at the Clinic, six hundred and sixty two treatments to twenty one children at Brunlea Day Special School for Physically Handicapped Pupils, one hundred and eighteen treatments to five children at Westway School for S.S.N. children and one hundred and seventy two treatments to nine children at Coal Clough School for E.S.N. children.

SCHOOL DENTAL SERVICE

Report by Charles F. Tehan, B.D.S.
(Principal School Dental Officer)

This is my last report as Chief Dental Officer for Burnley, and it is with a certain sadness I write it. I believe in the last ten years that the school dental service in Burnley has advanced by leaps and bounds, both in the preventive and clinical fields.

This has been due to several factors, and may I here first mention Burnley local authority; they have always been co-operative, in fact I have received nothing but kindness, understanding and sympathy from them at all times.

Next I would like to mention the administrative staff, who under the guidance of the Medical Officer of Health (Dr.L.J.Collins) and the Chief Administrative Officer (Mr.A.Pilling) have been the ne-plus-ultra as far as my department was concerned. My thanks are also due to the Director of Education (Mr.R.O.Beeston) and his successor Mr.G.B.Hill, and all the headmasters and teachers of the Borough.

To a loyal, enthusiastic and very efficient dental staff my thanks are also due.

So we bid farewell to the old and look forward with a certain amount of excitement to the new regime.

The year 1973 saw us finally settled in our new dental suite at the St. Nicholas Health Centre. The figures for the year's work, which are given elsewhere in the report, show a distinct improvement. Our programmes for the future will naturally depend on the policies of the new Area Dental Officer, but during the present transitory stage the day-to-day routine continues as usual.

In conclusion, may I take this opportunity of paying a well deserved tribute to our dental auxiliary, Mrs. M. Dutton. She has been with this department for nearly a decade and the success of this department is in no small measure due to her efforts. She is to leave us shortly, although I hope she will be back in her old capacity in the not too distant future.

HANDICAPPED PUPILS

The following information is of the handicapped children and the types of schools in which they were being educated on the 17th January 1974, the date appropriate to the statistical return submitted to the Department of Education and Science.

Maladjusted Children

Blackpool, Bury, Barrow-in-Furness and Burnley Education Authorities jointly administer Wennington Hall Residential Special School for Boys, which is situated near Lancaster.

During the year, two boys were placed in the school, two boys left to start work and the parents of one boy left Burnley. At the end of the period under review there were eleven Burnley boys at the school.

Five boys and three girls were on the registers of other residential special schools. One boy and one girl were awaiting residential special school placement and two boys were on Brunlea Special School Register.

Educationally Subnormal Children

During the year twenty two children were newly assessed as educationally subnormal. Thirteen were placed in Coal Clough Day Special School, five in Westway School, one in Brunlea School and three in Day Special Schools outside Burnley Borough.

Eight children left Coal Clough Special School to start work, three children left Burnley with their parents and one was transferred to a Residential Special School.

On the 17th January 1974 there were seventy eight children on Coal Clough Day Special School register, thirty six on the register of Westway Special School, three attending day special schools elsewhere, five were in residential special schools, six were on the register of Brunlea School and one was receiving home tuition.

Deaf and Partially Hearing Children

During the year one deaf girl was admitted to a residential special school and the parents of another girl (already on the register of a residential special school) came to live in Burnley. The family of one girl in a residential special school left Burnley, two girls left residential special schools to start work at sixteen years of age and one left to attend the special hearing unit at Todmorden Road Junior School.

On the 17th January 1974 there were fourteen children on the register of residential special schools. Seven at the Royal Cross School at Preston, one at the Yorkshire School for the Deaf at Doncaster, one at the Thomasson Memorial School at Bolton, one at the Mary Hare Grammar School at Newbury and four at the Liverpool School at Birkdale. Two partially hearing boys were awaiting residential special school placement. One partially hearing child was attending Brunlea, eight in the special hearing unit at Todmorden Road Primary School and seven in a similar unit at Ivy Bank Comprehensive School.

Blind and Partially Sighted Children

During the year the parents of two brothers, already receiving education in residential special schools as blind pupils, came to live in Burnley and at the end of the period under review, the number of children receiving education as blind pupils was as follows. One boy in the Derby Residential School, Fulwood, Preston, one boy and one girl in the Royal Liverpool Residential School, one boy in the Sunshine Home Residential Special School, Birkdale, and one girl in Chorley Wood College for the Blind, Rickmondsworth.

A boy and a girl were classified as partially sighted and placed in the Brunlea Special School, and at the end of the review period there were four pupils on the register of this school, one attending a Day Special School in Nelson and one partially sighted child on the Royal Liverpool School register.

Epileptic Children

Twelve boys and eight girls who suffer from epilepsy are able to attend ordinary day schools, two boys attended Brunlea School and one was receiving home tuition. Of the twenty three children concerned, seven were new cases discovered during the year.

Treatment of Speech Defects

The Speech Therapy service suffered a great loss during 1973, when Mrs. J. Kelly, after 19 years service with this Authority, resigned from her position as Speech Therapist to take up residence abroad. Since her resignation the Authority has repeatedly advertised for a replacement but with no success.

The service, however, continued in part, as some children were seen by the therapist employed by the Burnley and District Hospital Management Committee. Mention must be made here of all the help and co-operation which has been given by the Hospital Service in taking the more severe cases but, of course, the number of cases seen was, of necessity, very limited.

Some statistics are available for the first three months of the year and these are as follows.

During the first three months of 1973 the Medical Officers referred 13 new cases to the speech therapist. Added to the waiting list of 56 children this produced an overall number of children requiring investigation of 69. During the first three months, five children were discharged but 13 children were accepted for treatment, leaving a waiting list of 51 at the end of March 1973. During her period of duty the speech therapist treated 87 boys and 46 girls for speech defects. These children made a total of 733 attendances for speech therapy and out of the total of 133 children 88 were dyslalics, 25 were stammerers, 13 were cases of delayed speech, 4 have defective speech arising from a repaired cleft palate, 2 had a voice disorder and one child was deemed to be dysphasic.

Twelve boys and 6 girls were placed under observation only.

The speech therapist also paid 21 visits to special schools within the town. These consisted of 10 visits to Brunlea School, 10 visits to Coal Clough Special School, and one visit to Westway School.

Delicate Children

During the year one child was admitted to Brunlea Special School and on the 17th January 1974 there were eleven delicate children on the register of this school.

Diabetic Children

One boy of infant school age, two boys and one girl of senior school age were on the registers of ordinary schools, and one girl attended Brunlea School.

Education in Hospitals

Education is provided in local hospitals for children of school age who are undergoing treatment. This scheme has been in operation since October 1957, and includes children from the adjoining area..

Three teachers and equipment were provided by the Burnley Education Authority, and the cost shared by the authorities concerned.

Brunlea Day School for Delicate and Physically Handicapped Children

During the year, eighteen boys and eight girls were admitted to the School, whilst 13 boys and three girls were discharged. The average number of children on the roll was 85 and the average attendance throughout the year was 67.

Two years seven months is the average duration of stay of the children.

Physically Handicapped Children

During the year six children were classified as physically handicapped and admitted to Brunlea Special School. At the end of the period under review there were forty children on the register of this school, two in attendance at Residential Special Schools and three receiving home tuition. Five children were receiving education in hospital.

One hundred and one other children with varying handicaps were in attendance at ordinary schools as the nature and degree of the handicap did not interfere with them receiving full benefit from education in these schools.

Tuberculosis

Any case, or suspected case of respiratory tuberculosis, is referred to the Chest Physician of the local hospitals group who arranges the appropriate treatment or supervision.

Educational Psychological Service

At the end of March the Educational Psychologist left the authority to take up a post in Cheshire, and since then it has not been possible to recruit a suitable replacement. Since his leaving, the service has had a limited function. It has meant burdening the medical staff with extra work in order to continue with the policy of trying to meet the educational needs of the children concerned.

Dr. Whitaker has been most helpful and given a great deal of his valuable time to the assessments of children and has made himself available to give advice and guidance both to parents and the Social Worker.

Because of this reliance on the medical staff it is not possible to give an accurate figure of the number of referrals during the year. Some children who would normally have been directly referred to the service have, in fact, been found by the Doctors during routine medical inspections. In some cases the doctors have dealt with these completely without the need to enlist social work help.

Nevertheless, there has been a slight increase in the number of direct referrals. Where these were made in respect of junior school age children, we have been fortunate in having considerable help from the Play Therapist and the teacher in charge of the class for the treatment of disturbed junior school children.

Statistical Information

Social worker's home visits	348
Social worker's clinic sessions -			
New cases	82	
Follow-ups	67	
Playtherapy - No.of sessions	195	of 3 hours each
- Children seen	20	
- No.of attendances	702	
- No.of visits to schools	30	
- No.of visits to homes	12	
- No.of parents interviewed	20	

MISCELLANEOUSSchool Baths

Arrangements exist for the attendance of classes of children at the three public swimming baths in the town, usually during school hours. Attendance for the year total 108,831.

Transport

By means of special 'bus tickets, children are enabled to travel free on public service vehicles to and from the school clinic, Brunlea School, the special day school and the special classes in day schools.

In addition, special transport is provided to and from school for the more severely handicapped on the recommendation of the Deputy Principal School Medical Officer.

A minibus service is provided for the pupils attending Westway Special School.

Entertainments

No children were submitted for medical examination regarding fitness to take part in entertainment.

School Hygiene and Sanitary Accommodation

The sanitary appliances of all schools in the Borough are modern and satisfactory. Frequent inspections are carried out by the Public Health Inspectors in order to ensure a high standard of hygiene.

Employment of Children and Street Trading

In accordance with the provisions of the appropriate byelaws, 150 children were examined.

The number of children employed out of school hours at the end of the year was 72, 51 of whom were concerned with the delivery of newspapers and 21 assisting in shops. The number of certificates issued total 72 and 16 certificates ceased during the year.

It was not found necessary to grant any licence for street trading by a young person between the ages of 16 and 18 years. No licences were refused, revoked or suspended and no children were found unfit by the Medical Officer for juvenile employment.

School Meals ServiceMilk

On 31st December, 1973, 4424 children, or 26.8% of the school population, were receiving milk.

Meals

The total meals provided was 2,036,879. These were all dinners. Breakfasts and teas were not provided. Highest number provided in any one week was 57,290, lowest 48,930 and average 53,110.

The annual figure shows an increase of 289,123 on the number of meals provided in 1972.

DEPARTMENT OF EDUCATION AND SCIENCE
MEDICAL INSPECTION AND TREATMENT
RETURN FOR THE YEAR ENDED 31st DECEMBER, 1973
LOCAL EDUCATION AUTHORITY - BURNLEY COUNTY BOROUGH

Number of pupils on registers of maintained primary, secondary, special and nursery schools in January 1974

(1) Form 7 Schools ... 15659
 (ii) Form 7M ... 213
 (iii) Form II Schools ... 904

16776

PART 1 - MEDICAL INSPECTION OF PUPILS ATTENDING MAINTAINED PRIMARY AND SECONDARY SCHOOLS
(INCLUDING NURSERY AND SPECIAL SCHOOLS)

TABLE A - PERIODIC MEDICAL INSPECTIONS

Age Groups inspected (By year of Birth)	No. of Pupils who have received a full medical examination	PHYSICAL CONDITION OF PUPILS INSPECTED		Pupils found to require treatment (excluding dental diseases and infestation with vermin)	for any other condition recorded at PART II	Total individual pupils
		Satisfactory Number	Unsatisfactory Number	for defective vision (excluding squint)		
(1)	(2)	(3)	(4)	(5)	(6)	(7)
1969 and later	46	46	-	1	2	3
1968	294	293	1	8	18	26
1967	392	392	-	15	24	38
1966	210	210	-	8	20	27
1965	50	50	-	2	14	14
1964	28	28	-	2	16	17
1963	218	218	-	20	33	48
1962	212	212	-	8	27	35
1961	69	69	-	4	26	26
1960	23	23	-	-	26	23
1959	253	253	-	24	35	56
1958 and earlier	621	621	-	46	62	104
TOTAL	2416	2415	1	138	303	417

Col.(3) total as a percentage of Col.(2) total 99.96%

Col.(4) total as a percentage of Col.(2). .04%) to two places of decimals

TABLE B - OTHER INSPECTIONS

Number of Special Inspections 372
 Number of re-inspections 430

802

TABLE C - INFESTATION WITH VERMIN

(a) Total number of individual examinations of pupils in school by school nurses or other authorised persons ... 22503
 (b) Total number of individual pupils found to be infested ... 607
 (c) Number of individual pupils in respect of whom cleansing notices were issued (Section 54(2) Education Act 1944) ... -
 (d) Number of individual pupils in respect of whom cleansing orders were issued (Section 54(3) Education Act 1944) ... -

MEDICAL INSPECTION AND TREATMENT FOR THE YEAR ENDED 31st DECEMBER, 1973
DEFECTS FOUND BY PERIODIC AND SPECIAL MEDICAL INSPECTIONS DURING THE YEAR

Defect Code No.	Defect or Disease		Entrants	Periodic Inspections		Total	Special Inspections
				Leavers	Others		
(1)	(2)						
4	Skin	T	-	2	1	3	40
		O	12	4	8	24	7
5	Eyes (a) Vision ...	T	41	73	38	152	60
		O	37	80	45	162	19
	(b) Squint ...	T	12	4	1	17	18
		O	11	-	2	13	2
	(c) Other ...	T	1	-	-	1	18
		O	2	-	5	7	7
6	Ears (a) Hearing ...	T	2	9	3	14	25
		O	52	18	29	99	1
	(b) Otitis Media	T	5	4	-	9	8
		O	80	5	12	97	1
	(c) Other ...	T	-	-	1	1	15
		O	-	1	-	1	7
7	Nose and Throat ...	T	5	7	3	15	10
		O	101	7	17	125	6
8	Speech	T	7	3	4	14	16
		O	18	3	8	29	5
9	Lymphatic Glands ...	T	-	-	-	-	-
		O	17	1	-	18	-
10	Heart	T	4	5	-	9	2
		O	19	11	6	36	1
11	Lungs	T	1	5	4	10	2
		O	3	6	4	13	-
12	Developmental (a) Hernia	T	2	2	2	6	-
		O	6	-	2	8	-
	(b) Other	T	5	1	6	12	-
		O	23	1	7	31	-
13	Orthopaedic (a) Posture	T	-	-	1	1	-
		O	3	-	-	3	2
	(b) Feet	T	4	3	3	10	7
		O	12	3	1	16	4
	(c) Other	T	3	1	1	5	7
		O	4	1	3	8	3
14	Nervous System (a) Epilepsy	T	1	2	5	8	-
		O	3	-	-	3	-
	(b) Other	T	2	-	1	3	4
		O	4	1	3	8	-
15	Psychological (a) Development	T	30	47	81	158	-
		O	1	1	1	3	-
	(b) Stability	T	2	-	-	2	-
		O	-	-	1	1	1
		T	2	1	-	3	-
16	Abdomen	O	3	-	1	4	-
17	Other	T	6	2	8	16	90
		O	31	25	6	62	35

DEPARTMENT OF EDUCATION AND SCIENCE

MEDICAL INSPECTION AND TREATMENT

RETURN FOR THE YEAR ENDED 31st DECEMBER, 1973

LOCAL AUTHORITY - BURNLEY COUNTY BOROUGH

Part III - Treatment of pupils attending maintained Primary and Secondary Schools (including Nursery and Special Schools)

TABLE A - EYE DISEASES, DEFECTIVE VISION AND SQUINT

	Number of cases known to have been dealt with
External and other, excluding errors of refraction and squint	9
Errors of refraction (including squint) ...	746
TOTAL	755
Number of pupils for whom spectacles were prescribed	391

TABLE B - DISEASES AND DEFECTS OF EAR, NOSE AND THROAT

	Number of cases known to have been dealt with
Received operative treatment -	
(a) for diseases of the ear ...	233
(b) for adenoids and chronic tonsillitis ...	282
(c) for other nose and throat conditions ...	278
Received other forms of treatment ...	80
TOTAL	873
Total number of pupils in schools who are known to have been provided with hearing aids -	
(a) In 1973	5
(b) In previous years	29

TABLE C - ORTHOPAEDIC AND POSTURAL DEFECTS

	Numbers known to have been treated
(a) Pupils treated at clinics or out-patients department	37
(b) Pupils treated at school for postural defects	35
TOTAL	72

TABLE D - DISEASES OF THE SKIN

(excluding uncleanliness, for which see Table C or Part I)

				Number of pupils known to have been treated
Ringworm - (a) Scalp		-
(b) Body		1
Scabies		22
Impetigo		31
Other Skin Diseases		540
TOTAL				594

TABLE E - CHILD GUIDANCE TREATMENT

	Number known to have been treated
Pupils treated at Child Guidance Clinics ... TOTAL	109

TABLE F - SPEECH THERAPY

	Number known to have been treated
Pupils treated by Speech Therapist ... TOTAL	133

TABLE G - OTHER TREATMENT GIVEN

				Number known to have been dealt with
(a) Pupils with minor ailments		231
(b) Pupils who received convalescent treatment under School Health Service arrangements		-
(c) Pupils who received B.C.G. vaccination		1137
(d) Other than (a), (b) and (c) above -				
Minor ear defects	23
Enuresis clinic	56
TOTAL				1447

SCREENING TESTS OF VISION AND HEARING

1. Is the vision of entrants tested as a routine within their first year at school?

YES	NO
✓	
2. At what age(s) is vision testing repeated during a child's school life?

6	7	8	9	10	11	12	13	14	15	16+
✓	✓			✓		✓		✓		✓
3. (a) Is colour vision testing undertaken? ...

YES	NO
✓	
- (b) If so, at what age? ...

10+

- (c) Are both boys and girls tested? ...

BOYS
✓
4. (a) By whom is vision testing carried out? Health Visitor
- (b) By whom is colour vision testing carried out? Health Visitor
5. (a) Is routine audiometric testing of entrants carried out within their first year at school? ...

YES	NO
	✓
- (b) If not, at what age is the first routine audiometric test carried out? ...

6+

- (c) By whom is audiometric testing carried out? Health Visitor

DENTAL INSPECTION AND TREATMENT CARRIED OUT BY THE AUTHORITY DURING THE YEAR
ENDED 31st DECEMBER, 1973

Number of Pupils on the Register of Maintained Primary and Secondary Schools including Nursery and Special Schools in January 1974 as in Forms 7, 7M and 11 Schools 16,776

INSPECTIONS

- (a) First inspection - school
 (b) First inspection - clinic
 (c) Re-inspection - school or clinic

Totals

Inspected	Number of pupils	
	Requiring treatment	Offered treatment
8253) 4522) 4522
2985) 1233) 1233
1811		
13049	5755	5755

VISITS (for treatment only)

- First visit in the calendar year
 Subsequent visits
 Total visits

Ages 5-9	Ages 10-14	Ages 15 and over	Total
1118	1335	303	2756
1426	2455	822	4703
2544	3790	1125	7459

COURSES OF TREATMENT

- Additional courses commenced
 Total courses commenced
 Courses completed

249	267	57	573
1367	1367	360	3094
.....	2169

TREATMENT

- Fillings in permanent teeth
 Fillings in deciduous teeth

1186	3186	1104	5476
1399	61	1460

- Permanent teeth filled
 Deciduous teeth filled

903	2751	1024	4678
1360	59	1419

- Permanent teeth extracted
 Deciduous teeth extracted

143	565	123	831
1029	379	1408

- Number of general anaesthetics

346	280	54	680
-----	-----	----	-----

- Number of emergencies

323	226	38	587
-----	-----	----	-----

- Number of pupils X-rayed 160
 Prophylaxis 575
 Teeth otherwise conserved 42
 Teeth root filled 28
 Inlays 11
 Crowns 63

ORTHODONTICS

- New cases commenced during the year 26)
 Cases completed during the year 19)
 Cases discontinued during the year 4)
 Number of removable appliances fitted 64)
 Number of fixed appliances fitted -)
 Number of pupils referred to Hospital Consultants 4

Include cases
 treated by
 appliance only

DENTURES

Number of pupils fitted with dentures for the first time:-

- (a) with full denture
(b) with other dentures

Total

Ages 5-9	Ages 10-14	Ages 15 and over	Total
-	3	-	3
-	5	5	10
-	8	5	13

Number of dentures supplied (first or subsequent time)

-	13	7	20
---	----	---	----

ANAESTHETICS

Number of general anaesthetics administered by Dental Officers 279

SESSIONS:

SESSIONS:	Adminis- trative sessions	Number of clinical sessions worked in the year					Total sess- ions
		School Service			M. & C.H. Service		
		Inspection at school	Treatment	Dental Health Education	Treatment	Dental Health Education	
Dental Officers (incl. P.S.D.O)	55	52	1189.6	4	49.4	-	1350
Dental Auxiliaries	321.4	89	18.6	19	448
Dental Hygienists	-	-	-	-	-
Total	55	52	1511.0	93	68.0	19	1798

DENTAL AUXILIARIES:VISITS (for treatment only)

First visit in the calendar year
Subsequent visit

Total visits

Ages 5-9	Ages 10-14	Ages 15 and over	Total
305	261	53	619
512	389	101	1002
817	650	154	1621

COURSES OF TREATMENT

Additional courses commenced
Total courses commenced
Courses completed

62	69	17	148
367	330	70	767
....	518

TREATMENT

Fillings in permanent teeth
Fillings in deciduous teeth

525	902	198	1625
483	12	495

Permanent teeth filled
Deciduous teeth filled

312	604	180	1096
449	12	461

Deciduous teeth extracted

97	40	137
----	----	-------	-----

Prophylaxis

.....	191
-------	-------	-------	-----

