

[Report 1957] / Medical Officer of Health, Burnley County Borough.

Contributors

Burnley (England). County Borough Council.

Publication/Creation

1957

Persistent URL

<https://wellcomecollection.org/works/g3xarq92>

License and attribution

You have permission to make copies of this work under a Creative Commons, Attribution license.

This licence permits unrestricted use, distribution, and reproduction in any medium, provided the original author and source are credited. See the Legal Code for further information.

Image source should be attributed as specified in the full catalogue record. If no source is given the image should be attributed to Wellcome Collection.



Wellcome Collection
183 Euston Road
London NW1 2BE UK
T +44 (0)20 7611 8722
E library@wellcomecollection.org
<https://wellcomecollection.org>

COUNTY BOROUGH OF BURNLEY



REPORT

OF THE

Medical Officer of Health

ON THE

Public Health and Sanitary Administration

FOR THE YEAR

1957

D. C. LAMONT, M.B., Ch.B., D.P.H.

Medical Officer of Health.

Principal School Medical Officer.

I N D E X

	<u>Page</u>	<u>Page</u>
Abattoir	107 - 109	Food Premises 116
Ambulance Service	89-90	Food Hygiene 110,117-118
Anthrax Order, 1938	113	Food Poisoning 30
Ante-Natal Care	58, 60-61	Foot and Mouth Disease 113
Area, Population	12	Fowl Pest 113
Atmospheric Pollution	126	Health Visiting 56
B.C.G. Vaccination	41-42	Health Education 75-76
Bakeries	98	Home Nursing Service 67-70
Baths	91	Home Helps 64-66
Births	14,18,19,49,50	Houses Let in Lodgings 96
Blindness	77-79	Housing 102-106
Care of Aged and Sick and Infirm	71	Housing Statistics 106
Care of Mothers & Young Children	47-55	Ice Cream 115
Cancer	25-27	Illegitimate Children 53
Causes of Death	22-25	Immunisation 34-36
Cerebral Palsy	73	Infant Mortality 27-28
Child Minding	54	Infant Welfare Centres 55
Chronic Carriers	74	Infectious Diseases 29-31
Clean Air Act	95-96	Maternal Mortality 53
Committee	4	Meals on Wheels Service 66
Common Lodging Houses	96	Measles 29
Convalescent Treatment	74	Meat Inspection 107-109
Day Nurseries	53	Medical Aid - Midwifery 58
Deaf Persons	76	Medical Examinations 126
Deaths	15,16,18,19	Mental Health Service 80-88
Deaths in Institutions	25	Mental Illness 80-82,88
Dental Treatment - Mothers and Young Children	62-63	Mental Deficiency 82-88
Diphtheria Immunisation	34-36	Meteorology 127-128
Dirty Houses	97	Midwifery Service 57-61
Diseases of Animals	113	Milk (Special Designations) (Raw Milk) Regulations, 1949 112
Disinfection	31	Milk Supply 111-112
Disinfestation	106	Milk (Special Designations) (Pasteurised & Sterilised) Regulations, 1949 112
Domestic Help Service	64-66	Municipal Midwives 57
Domiciliary Midwifery	57	National Assistance Act, 1948 76
Dysentery	30	Night Attendants 65
Epilepsy	73	Notification of Births 49
Factory and Workshops Inspection	100-101	Nursing Homes 79
Fish and Chip Shops	99	Nursing Requisites 75
Food and Drugs Act	110	Nurseries 53
Food - Analysis of Samples	119-123	

I N D E X

	<u>Page</u>	<u>Page</u>	
Occupation Centre	88	Shops Act, 1950	98
Offensive Trades	97	Sick Room Equipment ..	75
Ophthalmia Neonatorum ..	52	Slum Clearance	102
		Smallpox	32-33
Pemphigus Neonatorum	52	Smoke Abatement	94
Pet Animals Act, 1951	115	Speech Therapy	73
Police Court Proceedings ...	124-125	Stable Middens	97
Poliomyelitis	30	Staff	8-11
Poliomyelitis Vaccination ...	37-38	Statistical Summary ..	12-14
Population	17	Stillbirths	14,51
Post-Natal Care	58	Swine Fever	113
Premature Infants	52		
Prevention of Illness, Care and		Tuberculosis - After-Care ..	41,72
After-Care	71-79	" B.C.G. Vaccination	41-42
Prevention of Damage by Pests Act ..	99	" Deaths	40,43
Public Cleansing	92	" Notification	39,43
Puerperal Pyrexia	29,53	" Order, 1938-46	114
Rag Flock Act	97	Vaccination against Poliomyelitis	37-38
Rainfall	91,127-128	Vaccination against Smallpox ...	32-33
Rateable Value	12	Vaccination against Tuberculosis	41-42
Register of Blind	77	Veneral Diseases	44-46
Registrar General's Classification		Vital Statistics	12-28
of Causes of Death ..	22-23	Vitamin Supplements	48
Rodent Control	99		
		Water Supply	91
Sanitary Accommodation ..	98	Welfare Foods	48-49,50
Sanitary Conditions of Schools ...	100	Weather	127-128
Sanitary Inspections	93	Whooping Cough	29
Scarlet Fever	29	Whooping Cough Vaccination ...	34-35
Sheep Scab Order, 1938 ..	113		

HEALTH COMMITTEE1957-58

THE WORSHIPFUL THE MAYOR
(MRS. ALDERMAN M. A. BATTLE, J.P.)

- * Councillor J. Cassidy (Chairman).
 - * Miss Councillor E. Utley (Vice-Chairman).
 - Councillor F. Bates.
 - Councillor A. W. Brown.
 - Councillor L. K. Crossley, B.E.M.
 - Councillor F. G. Gentle.
 - * Councillor W. Sim.
 - * Councillor J. H. Sutcliffe.
 - * Councillor J. Wilson.
- * Members of the Standing Sub-Committee,
the Mental Health Sub-Committee and Care
and After-Care Sub-Committee.

Public Health Department,
BURNLEY.

October, 1958.

Mr. Mayor, Ladies and Gentlemen,

I have the honour to present to you my twenty-seventh report on the health of the Borough.

The Registrar General's estimate of the population of the Borough in 1957 was 81,760, a decrease of 590 during the previous twelve months. The population of the Borough is now reduced to less than it was during the last decade of the 19th century.

The birth rate is similar to that of the previous year, and is still lower than that of the whole country. The death rate continues to be considerably higher than that of the whole country, due to the high proportion of old people in the community. Sixty-eight per cent. of the deaths occurred in people over 65 years of age and less than eight per cent. were deaths of persons under 45 years of age. The death rate for tuberculosis was lower, but that of cancer of the lung and bronchus was higher than those of England and Wales. The death rate for coronary thrombosis was considerably higher than that of the country as a whole, and caused the deaths of many more men than women. The influenza death rate was higher as a result of the epidemic in September and October.

Although the infant mortality has shown a very marked reduction in recent years, the rate for 1957 is still higher than that of the whole country.

Attendances at infant welfare centres were satisfactory during the year, but the care of mothers and young children still suffers from a shortage of health visitors. Movement of families with young children to housing estates makes the provision of additional infant welfare clinics an urgent necessity. An additional centre was opened in the northern part of the town in October, but no centres are within easy reach of Rosehill, Hargher Clough, Stoops, Brunshaw and Turf Moor housing estates. Difficulty is being experienced in finding suitable premises for this purpose in these districts.

Modern therapeutic drugs have done much to reduce the duration of acute illnesses and consequently call on the services of the domiciliary nurses for persons suffering from acute diseases such as pneumonia is much reduced. There is, however, an ever increasing call on their services to give injections of insulin, antibiotics, etc. Elderly persons suffering from chronic ailments form the vast majority of cases attended by the home nurses, and their daily care, together with the assistance given by the Home Helps, does much to lessen the demand for beds in the wards for chronic patients in the General Hospital.

Progress with the programme of slum clearance has had to be retarded to keep in step with the provision of houses for families to be displaced. Seven comparatively small areas were represented in 1957, two public inquiries were held and one Clearance and four Compulsory Purchase Orders were confirmed by the Minister of Housing and Local Government.

Little progress has yet been made in the implementation of the Clean Air Act. A number of factories have recently undertaken improvements to their furnaces to reduce smoke emission. A scheme of Smoke Control Areas, which includes several housing estates and the central area of the Borough, was drafted to be dealt with during the next five years. It is anticipated that a commencement will be made to inspect in detail the first area early in 1959.

Elsewhere in this report details are given of the progress made in raising the standard of hygiene in food premises and catering establishments. The amount of meat and other foods found to be unfit for human consumption was approximately 18 tons less than that of the previous year.

The main activity in the field of prevention of infectious disease was the encouragement of parents to register their children for vaccination against poliomyelitis. The response was disappointing, only 20 per cent. of the eligible children having registered by the end of 1957.

The staffs of the Home Nursing, Midwifery and Health Visiting Services have worked loyally, often when shortage of personnel made their duties very arduous.

I wish to express appreciation of the support received from

the Health Committee and all members of the Health Department staff during the past year.

I am,
Ladies and Gentlemen,
Your obedient Servant,

St. Laurent

Medical Officer of Health.

SECTION 1

STAFF AT 31st DECEMBER, 1957.MEDICAL AND PROFESSIONAL STAFF

Medical Officer of Health and Principal School Medical Officer	D.C.LAMONT, M.B., Ch.B., D.P.H.
Deputy Medical Officer of Health	L.J.COLLINS, M.B., Ch.B., B.A.O., L.M., D.P.H.
Medical Officer, School Health Service and Care of Mothers and Children etc.	E.P.WHITAKER, M.B., Ch.B., M.R.C.S., L.R.C.P.
Part-time Medical Officer, Tuberculosis After-Care	G.GEMMILL, M.B., Ch.B., D.P.H.
Part-time Ophthalmic Surgeons	K.BROWN, M.C., M.B., Ch.B., D.O.M.S., D.O. (Oxon) T.E.SHANNON, M.B., D.O.M.S.
Part-time Paediatrician	W.M.L.TURNER, M.D., M.R.C.P., D.C.H., D.L.O.
Part-time Medical Officer, Ante-Natal Clinic	MRS.A.REED, M.R.C.S., L.R.C.P.
Veterinary Officer and Chief Meat Inspector	J.K.SHAW, M.R.C.V.S.
Principal School Dental Officer	J.PILLING, L.D.S.
Dental Officer	K.JACKSON, L.D.S.
Part-time Dental Officer	J.JACKSON, L.D.S.
Borough Analyst	H.DEDICOAT, F.R.I.C.

PUBLIC HEALTH AND MEAT INSPECTORS

Chief Public Health Inspector and Inspector under Food and Drugs Act	F.SHUTTLEWORTH, Cert. R.S.H. Cert. R.S.H. (Meat and Foods)
Deputy Chief Public Health Inspector	M.STOTT, Cert. R.S.H. Cert. R.S.H. (Meat and Foods) Cert. R.S.H. (Smoke Inspectors)
Food Hygiene Inspector	H.WILSON, Cert. R.S.H. Cert. R.S.H. (Meat and Foods) Cert. R.S.H. (Smoke Inspectors)

District Inspectors	J.J.HOULding, Cert.R.S.H: Cert R.S.H. (Meat and Foods).
			N.BUCKLEY, Cert.R.S.H: Cert.R.S.H. (Meat and Foods).
			F.ARCHER, Cert.R.S.H: Cert R.S.H. (Meat and Foods).
			R.T.BARRON, Cert.R.S.A. (Scotland).
			J.SAMS, Cert. R.S.A. (Scotland).
			D.M.PICKLES, Cert. R.S.H.
Meat and Food Inspectors	J.PATON, Cert.Meat and Other Foods R.S.A. (Scotland). Food Hygiene Certificate R.S.H.
			W.CATHCART, Cert.Meat and Other Foods R.S.A. (Scotland). Food Hygiene Certificate, R.S.H.
Pupil Public Health Inspectors	B.BARNES. One vacancy.
Disinfectors	-	3;	Rodent Operatives - 3.

HEALTH VISITING, MIDWIFERY AND NURSING STAFF

Superintendent Nursing Officer and Supervisor of Midwives	MISS E.S.FRANKS, S.R.N.,S.C.M., M.T.D., H.V. Cert.
Health Visitors and School Nurses	MISS M.O'BRIEN, S.R.N., S.C.M., R.F.N., H.V.Cert. MISS I.WILSON, S.R.N., S.C.M., H.V.Cert. MRS.M.SIMPSON, S.R.N., S.C.M., H.V. Cert. MISS M.M.COWGILL, S.R.N., R.S.C.N., S.C.M., H.V.Cert. MRS.M.N.DANN, S.R.N., S.C.M., H.V.Cert. MISS L. WHITTAKER, S.R.N., C.M.B., (Part 1) H.V. Cert. MISS M.EDMONDSON, S.R.N., S.C.M., H.V.Cert., T.A.Cert. MISS F.ANFORTH, S.R.N., S.C.M., H.V.Cert. MRS.E.BOOTH, S.R.N., S.C.M., H.V. Cert. MRS.F.LISTER, S.R.N. MRS.D.WOODHEAD, S.R.N. MRS.N.ROPER, S.R.N.
Student Health Visitor	MISS L.G.PHILLIPS, S.R.N., S.C.M.

Municipal Midwives	MRS.A.BINKS, S.R.N., S.C.M. MISS E.LAYFIELD, S.C.M. MRS.E.ANDERTON, S.R.N., S.C.M. MISS N.WILLIAMS, S.R.N., S.C.M. MRS.M.A.FILON, S.C.M. MISS M.SIMPSON, S.C.M. MRS.M.MOSLEY, S.R.N., S.C.M. MRS.I.SMITH, S.R.N., S.C.M.
Superintendent, Home Nursing Service	MISS M.FIRTH, S.R.N., C.M.B.Cert. (Part 1) Q.I.D.N.S., H.V.Cert.
Assistant Superintendent, Home Nursing Service	MISS S.DUGDALE, S.R.N., S.C.M., Q.I.D.N.S.
District Nurses - whole-time	Four State Registered Nurses and Three State Enrolled Assistant Nurses (incl.one male)
part-time	Five State Registered Nurses and One State Enrolled Assistant Nurse.

MEDICAL AUXILLIARIES

Educational Psychologist	MRS.M.EYSMONT, B.A., (Hons.Hist. and Educ)., Commonwealth Fellowship in Psychology.
Psychiatric Social Worker (Part-time)	MRS.K.SMITH, B.A.,
Senior Orthoptist	MISS S.SUTCLIFFE, D.B.O.
Orthoptist	MISS D.M.SHAW, D.B.O.
Physiotherapist	MISS M.E.FOTHERGILL, M.C.S.P.
Speech Therapist	MRS.J.KELLY, L.C.S.T.

DAY NURSERIES

Bank Hall Nursery - Matron	MRS.A.COCKCROFT, S.R.N.
Nursing Staff	11
Hargher Clough Nursery - Matron	MRS.H.McCUTCHEON, N.N.C.
Nursing Staff	6

MENTAL HEALTH STAFF

Authorised Officers	R.FELL, B.E.M., S.R.N., R.M.N., R.M.P.A. A.NELSON, S.R.N., R.M.N.
Female Social Worker	MRS. A. SAGAR, R.M.N., R.M.P.A.
Supervisor - Occupation Centre		...	MRS.D. MARSDEN, T.C. Teacher.
Assistant Supervisors - Occupation Centre			MRS.M.ASHWORTH, R.M.P.A. MRS.B.FOREST. MISS B.BOLTON, Dip. N.A.M.H.

DOMESTIC HELP SERVICE

Organiser	MISS E.O'HORO.
Domestic Helps	40 whole-time; 14 part-time.

AMBULANCE SERVICE

Ambulance Officer	W.MILLS.
Driver/Attendants	20

CLERICAL STAFF

Chief Clerk	A.PILLING, A.C.C.S.
Clerks, Public Health Service		...	H. SIMPSON. W.R.HINDLE. MRS.D.E.COWELL. J.DEWURST. R.HAWORTH. D.HARGREAVES. MISS M.PLOWRIGHT. MRS.M.CHADBAND. MISS A.FERGUSON. MISS B.FEANE. MRS.M.ROBINSON. MRS.W.G.SIMPSON.
Clerks, School Health Service		...	S.JACKSON. MISS S.WILLS. MISS M.MOORE. MISS P.CATLOW. MISS M.GASKELL.
Clerk, Dental Attendants	MISS H.TAYLOR. MISS D.DENT.

SECTION IISTATISTICS AND SOCIAL CONDITIONS OF THE AREA.SUMMARY OF STATISTICS.1. GENERAL STATISTICS.

Area in Statute Acres	4,695 acres
Area fully developed, or in course of development	3,346 acres
Population, Census 1951	84,950
Registrar General's Estimate of Population middle of 1957	81,760
Density of Population, i.e. Number of Persons per Acre built upon	24.4
Number of inhabited houses (April 1957) according to Rate Books	29,490
* Number of houses in Burnley, December, 1957	29,756
Number of New Houses erected in 1957			193
Rateable Value (April 1957)	£798,205
Sum represented by a Penny Rate Paid in 1957/1958				...	£3,160

* This figure includes houses temporarily uninhabited and houses which have been the subject of Clearance, Closing or Demolition Orders, but are not demolished.

2. EXTRACTS FROM VITAL STATISTICS.(Registrar General's Return)

		M.	F.	1957 Total	1956 Total
Live Births: Legitimate	...	620	583	1203	1173
Illegitimate	...	33	28	61	84
		<u>653</u>	<u>611</u>	<u>1264</u>	<u>1257</u>

	M.	F.	1957 Total	1956 Total
Crude Birth Rate per 1,000 of estimated resident population	15.46	15.26
Adjusted for A.C. Factor (1.04)	16.08	16.02
Stillbirths: Legitimate	20	22	42	26
Illegitimate	1	2	3	4
	—	—	—	—
	21	24	45	30
	—	—	—	—
Rate per 1,000 total (live and still) births			42.02	23.31
Number of Deaths (Males 587, Females 675) ...			1262	1347
Crude Death Rate per 1,000 of estimated resident population	15.44	16.36
Adjusted for A.C. Factor (1.00)	15.44	16.20
Deaths from Pregnancy, childbirth, abortion ...			2	-
Maternal Mortality (Rate per 1,000 total live and still births)	1.53	0.00
Number of Deaths of Infants under 1 year of age			36	36
Death Rate of Infants under 1 year of age:-				
All Infants per 1,000 live births			28.48	28.64
Legitimate Infants per 1,000 Legitimate livebirths	26.60	28.13
Illegitimate Infants per 1,000 Illegitimate livebirths	65.57	35.71
Death Rates per 1,000 population from:-				
Pulmonary Tuberculosis	0.06	0.12
All forms of Tuberculosis	0.07	0.13
Respiratory diseases (excluding Pulmonary Tuberculosis)	1.97	1.81
Influenza	0.27	0.08
Cancer	2.74	2.42
Notifiable Infectious Diseases (excluding Tuberculosis)	0.02	0.01

	1957 Total	1956 Total
Death Rate from Diarrhoea and Enteritis of Children under 2 years of age, per 1,000 births	0.00	0.00
Deaths from Measles (all ages)	-	-
Deaths from Acute Poliomyelitis	-	-
Deaths from Whooping Cough (all ages)	-	-
Deaths from Meningococcal Infections	1	1
Deaths from Diarrhoea under two years of age	-	-

VITAL STATISTICS

Live Births

One thousand six hundred and forty three live births (861 males, and 782 females) were registered in Burnley during 1957. After correction for 39 inward and 418 outward transferable births, a net total of 1264 births, or an increase of 7 on the total for 1956 is obtained.

The live birth rate was 15.46 as compared with 15.26 in 1956. In order, however, to compare the local rate with the rate for England and Wales, it must be adjusted, by a comparability factor, to make an approximate allowance for the way in which the sex and age distribution of the local population differs from that of England and Wales as a whole. The adjusted birth rate of Burnley for 1957 is 16.08 and is very slightly less than the rate for England and Wales, and the 160 County Boroughs and Great Towns.

The number of illegitimate live births was 23 less than in the previous year, the percentage of illegitimate births being 4.8 as compared with 7.1 in 1956.

Stillbirths

During the year there were 45 stillbirths, giving a rate of 42.02 per 1,000 total (live and still) births, as compared with 23.31 in 1956.

Deaths

One thousand six hundred and eighty five civilian deaths were registered in Burnley during the year. Of this number 474 deaths of non-residents, chiefly occurring in Public Institutions, have been excluded, leaving 1211 deaths of residents. To this number has been added 51 deaths of Burnley people who have died in other districts.

After these corrections a net total of 1262 deaths is obtained (males 587, females 675) giving a crude death rate of 15.4 per thousand of population, as compared with 16.36 for 1956 and 15.40, the average for the previous ten years. The adjusted death rate for Burnley is also 15.4, and is considerably higher than the death rate for England and Wales and that of the 160 County Boroughs and Great Towns, both of which have a rate of 11.5.

There were 43 deaths of children under 5 years of age, representing 3.4% of the total deaths; of these 36 were children under 1 year of age. Five deaths were of children between 5 and 15 years of age; 49 deaths were of persons aged 15 to 45 years; 309 between 45 and 65 years; and 856 or 68% of the total deaths were aged 65 years and upwards.

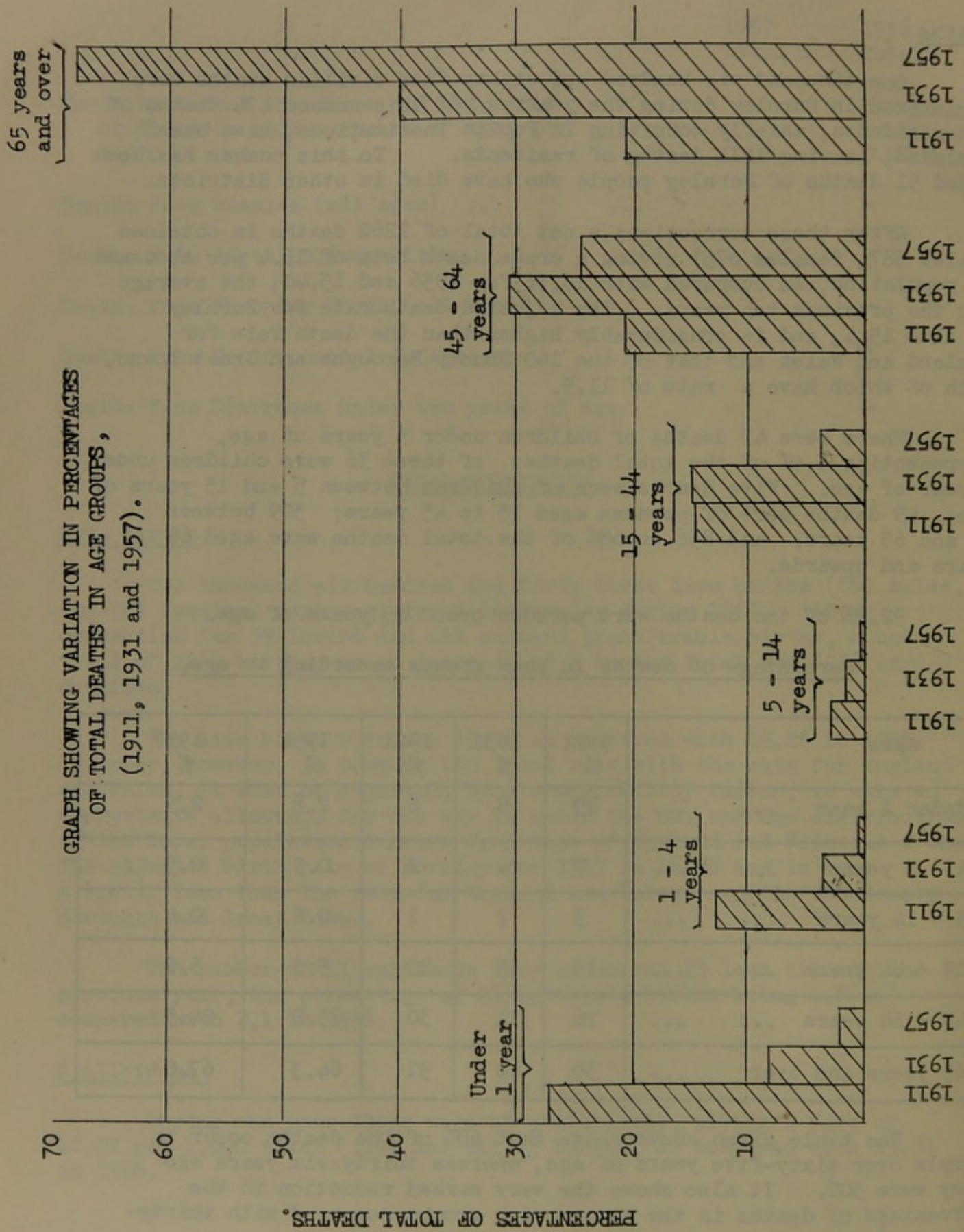
92.3% of the deaths were persons over 45 years of age.

Percentage of deaths in year groups according to age.

Ages	1921 %	1931 %	1941 %	1951 %	1957 %
Under 1 year	19	8	6	2.8	2.9
1 - 4 years	7	4	2	0.9	0.5
5 - 14 years	3	2	1	0.8	0.4
15 - 44 years	15	15	10	5.3	3.9
45 - 64 years	26	31	30	25.9	24.5
65 years and over ...	30	40	51	64.3	67.8

The table given above shows that 68% of the deaths occur in people over sixty-five years of age, whereas thirty-six years ago they were 30%. It also shows the very marked reduction in the percentage of deaths in the younger age groups compared with thirty-six years ago.

GRAPH SHOWING VARIATION IN PERCENTAGES OF TOTAL DEATHS IN AGE GROUPS, (1911, 1931 and 1957).



PERCENTAGES OF TOTAL DEATHS.

Trend of Population.

The Registrar General's Estimate of population at the middle of 1957 is 81,760; 590 less than that of 1956. The population figure at the 1951 Census was 84,950.

The decline in the population of the Borough, which has continued for over 35 years, brings the population to less than it was in the last decade of the 19th century. The highest census record of population was in 1911 when the peak figure of 106,322 was reached. The present population is only 77% of that figure. In recent years the decrease has averaged about 530 a year.

Year	Rate per 1,000 live births					Year of age
	(a)	(b)	(c)	(d)	(e)	
1957	16.0	15.2	15.1	15.1	15.1	...
1956	16.0	15.2	15.1	15.1	15.1	...
1955	16.0	15.2	15.1	15.1	15.1	...
1954	16.0	15.2	15.1	15.1	15.1	...
1953	16.0	15.2	15.1	15.1	15.1	...
1952	16.0	15.2	15.1	15.1	15.1	...
1951	16.0	15.2	15.1	15.1	15.1	...
1950	16.0	15.2	15.1	15.1	15.1	...
1949	16.0	15.2	15.1	15.1	15.1	...
1948	16.0	15.2	15.1	15.1	15.1	...
1947	16.0	15.2	15.1	15.1	15.1	...
1946	16.0	15.2	15.1	15.1	15.1	...
1945	16.0	15.2	15.1	15.1	15.1	...
1944	16.0	15.2	15.1	15.1	15.1	...
1943	16.0	15.2	15.1	15.1	15.1	...
1942	16.0	15.2	15.1	15.1	15.1	...
1941	16.0	15.2	15.1	15.1	15.1	...
1940	16.0	15.2	15.1	15.1	15.1	...
1939	16.0	15.2	15.1	15.1	15.1	...
1938	16.0	15.2	15.1	15.1	15.1	...
1937	16.0	15.2	15.1	15.1	15.1	...
1936	16.0	15.2	15.1	15.1	15.1	...
1935	16.0	15.2	15.1	15.1	15.1	...
1934	16.0	15.2	15.1	15.1	15.1	...
1933	16.0	15.2	15.1	15.1	15.1	...
1932	16.0	15.2	15.1	15.1	15.1	...
1931	16.0	15.2	15.1	15.1	15.1	...
1930	16.0	15.2	15.1	15.1	15.1	...
1929	16.0	15.2	15.1	15.1	15.1	...
1928	16.0	15.2	15.1	15.1	15.1	...
1927	16.0	15.2	15.1	15.1	15.1	...
1926	16.0	15.2	15.1	15.1	15.1	...
1925	16.0	15.2	15.1	15.1	15.1	...
1924	16.0	15.2	15.1	15.1	15.1	...
1923	16.0	15.2	15.1	15.1	15.1	...
1922	16.0	15.2	15.1	15.1	15.1	...
1921	16.0	15.2	15.1	15.1	15.1	...
1920	16.0	15.2	15.1	15.1	15.1	...
1919	16.0	15.2	15.1	15.1	15.1	...
1918	16.0	15.2	15.1	15.1	15.1	...
1917	16.0	15.2	15.1	15.1	15.1	...
1916	16.0	15.2	15.1	15.1	15.1	...
1915	16.0	15.2	15.1	15.1	15.1	...
1914	16.0	15.2	15.1	15.1	15.1	...
1913	16.0	15.2	15.1	15.1	15.1	...
1912	16.0	15.2	15.1	15.1	15.1	...
1911	16.0	15.2	15.1	15.1	15.1	...
1910	16.0	15.2	15.1	15.1	15.1	...
1909	16.0	15.2	15.1	15.1	15.1	...
1908	16.0	15.2	15.1	15.1	15.1	...
1907	16.0	15.2	15.1	15.1	15.1	...
1906	16.0	15.2	15.1	15.1	15.1	...
1905	16.0	15.2	15.1	15.1	15.1	...
1904	16.0	15.2	15.1	15.1	15.1	...
1903	16.0	15.2	15.1	15.1	15.1	...
1902	16.0	15.2	15.1	15.1	15.1	...
1901	16.0	15.2	15.1	15.1	15.1	...
1900	16.0	15.2	15.1	15.1	15.1	...

(a) For 1,000 Total (Live and Still) Births
 (b) For 1,000 related live Births
 (c) Adjusted by Registrar-General's A.G.V. Tables

Birth-Rates, Death-Rates, Analysis of Mortality, Maternal
Death-Rates, and Case-Rates for certain Infectious Diseases in
the year 1957

(Provisional figures, supplied by the Registrar-General with the exception
of those relating to Burnley)

	England and Wales	160 County Boroughs and Great Towns includ- ing London.	160 Smaller Towns (Resident Populat- ions 25,000 to 50,000 at 1951 Census)	London Adminis- trative County	Burnley
Rates per 1,000 Home Population					
BIRTHS-					
Live	16.1	16.1	16.0	16.2	16.08(c)
Still	0.37	0.37	0.38	0.33	0.55
	22.4(a)	22.5(a)	23.2	20.0	42.02(a)
DEATHS -					
All Causes	11.5	11.5	11.4	11.4	15.44(c)
Malignant Neoplasm of) Lungs and Bronchus)	0.43	0.50	0.40	0.61	0.59
Tuberculosis (all forms)	0.11	0.12	0.10	0.13	0.07
Whooping Cough	0.00	0.00	0.00	0.00	0.00
Diphtheria	0.00	0.00	0.00	0.00	0.00
Influenza	0.15	0.15	0.15	0.12	0.27
Coronary Disease	1.70	1.72	1.72	1.70	2.43
Acute Poliomyelitis (including Polioence- phalitis)	0.01	0.00	0.00	0.00	0.00
Pneumonia	0.52	0.58	0.47	0.65	0.68
Rates per 1,000 Live Births					
Deaths under one year of age	23.0(b)	23.5	23.5	21.9	28.48

(a) Per 1,000 Total (Live and Still) Births

(b) Per 1,000 related Live Births

(c) Adjusted by Registrar-General's A.C.F. figure

VITAL STATISTICS OF WHOLE DISTRICT DURING 1957 AND THE
PREVIOUS TEN YEARS

Year	R.G.'s Population estimated to middle of each year	Live Births			Total Deaths Registered in the District.		Transferable Deaths		Nett Deaths belonging to the District			
		Uncorrected Number	Nett		Number	Rate	Non-Residents registered in the District	Residents not registered in the District	Under 1 Year of Age		At All Ages	
			Number	Crude Rate					Number	Rate per 1,000 Nett Births	Number	Crude Rate
1947	83,650	1,831	1,831	21.89	1,588	18.98	293	63	90	49.15	1,358	16.23
1948	84,560	1,528	1,467	17.35	1,469	17.37	327	62	73	49.76	1,204	14.24
1949	84,590	1,488	1,384	16.36	1,616	19.10	355	52	59	42.63	1,313	15.52
1950	84,920	1,568	1,347	15.86	1,690	19.90	442	62	66	49.00	1,510	15.43
1951	84,280	1,510	1,254	14.88	1,813	21.51	446	83	41	32.69	1,450	17.20
1952	83,860	1,482	1,182	14.09	1,515	18.06	392	72	37	31.30	1,195	14.25
1953	83,290	1,478	1,200	14.41	1,513	18.16	364	54	33	27.50	1,203	14.44
1954	83,090	1,475	1,176	14.15	1,561	18.76	407	49	37	31.16	1,203	14.48
1955	82,870	1,494	1,181	14.25	1,699	20.50	426	42	27	22.86	1,315	15.86
1956	82,350	1,579	1,257	15.26	1,757	21.33	449	39	36	28.64	1,347	16.36
Average 10 years	83,746	1,543	1,328	15.85	1,622	19.37	390	58	50	36.47	1,290	15.40
1957	81,760	1,643	1,264	15.46	1,685	20.61	474	51	36	28.48	1,262	15.44

COMPARATIVE STATEMENT OF VITAL STATISTICS - YEAR 1957.

	Birth Rate	Death Rate	Infant Mortality Rate		Death Rate from Phthisis	Death Rate from other Tub. D. I seases	Maternal Mortality Rate (per 1,000 total Live and Stillbirths)		
			Year 1957	Average 5 years 1952-56			Maternal causes excluding abortion	Due to Abortion	Total Maternal Mortality
England and Wales	16.1	11.5	23.0	25.72	0.095	0.012	0.39	0.08	0.47
160 Great Towns	16.1	11.5	23.5	28.04	∅	∅	∅	∅	∅
Birkenhead..	17.5	12.7	31.6	30.6	0.13	0.014	0.37	-	0.37
BURNLEY	16.08	15.43	28.48	28.35	0.06	0.012	1.52	-	1.52
Bury.....	15.51	13.59	27.68	27.0	0.08	0.02	-	-	-
Halifax.....	15.73	15.53	18.65	27.11	0.15	-	0.65	-	0.65
Liverpool ..	20.9	11.8	26.0	31.0	0.16	0.006	0.36	0.06	0.42
Manchester..	18.22	12.4	31.10	30.51	0.14	0.02	0.56	0.07	0.63
Oldham.....	16.11	14.79	26.63	31.75	0.11	-	-	-	-
Preston.....	16.64	14.43	34.66	30.0	0.11	-	0.5	0.5	1.01
Rochdale....	15.6	14.5	34.0	29.0	-	0.05	1.46	0.73	2.19
Salford.....	18.31	12.97	29.1	31.2	0.19	0.012	-	-	-
St. Helens...	17.2	10.7	31.0	36.5	0.14	0.02	-	0.51	0.51
Stockport...	16.11	12.90	21.96	31.71	0.06	0.007	-	-	-
Wallasey....	17.88	12.49	26.10	26.51	0.11	0.009	-	0.54	0.54
Wigan.....	15.32	11.53	24.8	34.9	0.16	-	-	-	-

∅ Not available

Showing Birth Rates, Mortality Rates from all causes, from Tuberculosis of the Lungs, Respiratory Diseases and Malignant Diseases, together with Infantile Mortality and Infantile Diarrhoea
Death Rates per 1,000 Births

Year	Population	Crude Birth Rate	Crude Death Rate	Mortality Rates per 1,000 Population from			Infantile Diarrhoea Death Rate per 1,000 Live Births	Infantile Mortality per 1,000 Live Births	Infantile Mortality per 1,000 related Live Births, England and Wales.
				Pulmonary Tuberculosis	Respiratory Diseases (excluding Pulmonary Tuberculosis)	Malignant Diseases			
1882-1886	-	38.9	23.2	2.31	5.15	0.24	34.9	212	142
1887-1891	-	35.9	22.2	1.64	6.21	0.30	27.9	217	145
1892-1896	-	35.1	21.9	2.06	5.27	0.44	29.9	202	151
1897-1901	95,038	30.7	20.7	1.83	3.86	0.59	52.8	225	157
1902-1906	99,979	27.6	18.8	1.46	3.73	0.70	51.2	202	134
1907-1911	104,605	26.3	17.4	1.17	3.56	0.73	43.2	178	116
1912-1916	106,071	21.1	16.5	0.93	3.66	0.90	29.9	159	102
1917-1921	99,454	18.0	15.6	0.85	3.35	1.16	11.7	127	89
1922-1926	103,040	16.9	14.3	0.79	3.00	1.22	6.1	108	73
1927-1931	99,910	14.11	14.1	0.75	1.84	1.54	8.1	91.0	67
1932-1936	94,380	11.95	14.0	0.65	1.25	1.60	4.5	72.3	61
1937-1941	86,192	12.09	15.72	0.65	1.30	1.77	2.51	71.2	55
1942-1946	79,910	16.49	15.51	0.59	1.44	1.99	2.96	53.57	46
1947-1951	84,400	17.27	15.72	0.40	1.71	2.03	3.87	44.65	33
1952-1956	83,092	14.43	15.08	0.16	1.94	2.14	1.01	28.35	26
1957	81,760	15.46	15.44	0.06	1.97	2.74	0.00	28.48	23

REGISTRAR GENERAL'S SHORT LIST

CLASSIFICATION OF CAUSES OF DEATH AT DIFFERENT PERIODS OF LIFE IN
THE COUNTY BOROUGH OF BURNLEY DURING 1957.

Causes of Death	Sex	0-	1-	5-	15-	25-	45-	65-	75-	All Ages
1. Tuberculosis, respiratory	M	-	-	-	-	-	1	3	-	4
	F	-	-	-	-	-	1	-	-	1
2. Tuberculosis, other	M	-	-	-	-	-	1	-	-	1
	F	-	-	-	-	-	-	-	-	-
3. Syphilitic Disease	M	-	-	-	-	-	-	2	-	2
	F	-	-	-	-	-	1	-	1	2
4. Diphtheria	M	-	-	-	-	-	-	-	-	-
	F	-	-	-	-	-	-	-	-	-
5. Whooping Cough	M	-	-	-	-	-	-	-	-	-
	F	-	-	-	-	-	-	-	-	-
6. Meningococcal Infections..	M	-	-	-	-	-	-	-	-	-
	F	-	-	-	-	-	-	-	1	1
7. Acute Poliomyelitis	M	-	-	-	-	-	-	-	-	-
	F	-	-	-	-	-	-	-	-	-
8. Measles	M	-	-	-	-	-	-	-	-	-
	F	-	-	-	-	-	-	-	-	-
9. Other infective and parasitic diseases	M	-	-	-	-	-	-	1	1	2
	F	1	1	-	-	-	1	1	-	4
10. Malignant neoplasm, stomach	M	-	-	-	-	-	5	5	7	17
	F	-	-	-	-	-	4	7	9	20
11. Malignant neoplasm, lung, bronchus	M	-	-	-	1	1	13	22	4	41
	F	-	-	-	-	2	2	3	1	8
12. Malignant neoplasm, breast	F	-	-	-	-	-	7	6	3	16
13. Malignant neoplasm, uterus	F	-	-	-	-	3	5	2	3	13
14. Other malignant and lymphatic neoplasms	M	-	1	-	-	3	18	20	9	51
	F	-	-	-	-	2	12	23	13	50
15. Leukaemia, aleukaemia...	M	-	-	1	-	-	2	1	-	4
	F	-	-	1	-	-	1	1	1	4
16. Diabetes	M	-	-	-	-	-	-	-	1	1
	F	-	-	-	-	-	1	1	1	3
17. Vascular lesions of nervous system	M	-	-	-	-	-	19	33	35	87
	F	-	-	-	-	1	22	42	63	128
18. Coronary disease, angina	M	-	-	-	-	2	37	43	28	110
	F	-	-	-	-	-	26	37	26	89

CLASSIFICATION OF CAUSES OF DEATH AT DIFFERENT PERIODS OF LIFE IN
THE COUNTY BOROUGH OF BURNLEY DURING 1957 - continued.

Causes of Death	Sex	0-	1-	5-	15-	25-	45-	65-	75-	All Ages
19. Hypertension with heart disease	M	-	-	-	-	-	4	6	1	11
	F	-	-	-	-	-	4	4	6	14
20. Other Heart Disease	M	-	-	-	-	4	10	18	33	65
	F	-	-	-	-	2	8	25	68	103
21. Other circulatory disease..	M	-	-	-	1	-	4	8	8	21
	F	-	-	-	-	-	5	5	13	23
22. Influenza	M	-	-	-	-	1	4	5	1	11
	F	-	-	-	-	1	4	5	1	11
23. Pneumonia	M	4	1	-	-	3	3	9	8	28
	F	3	-	1	3	1	5	7	8	28
24. Bronchitis	M	-	-	-	-	-	18	15	8	41
	F	-	-	-	-	-	6	15	9	30
25. Other diseases of resp- iratory system	M	1	-	-	-	1	4	2	-	8
	F	-	-	-	-	2	1	-	1	4
26. Ulcer of stomach and duodenum	M	-	-	-	-	-	4	1	1	6
	F	-	-	-	-	-	2	-	1	3
27. Gastritis, enteritis and diarrhoea	M	-	-	-	-	1	-	-	-	1
	F	-	-	-	-	-	3	-	2	5
28. Nephritis and Nephrosis..	M	-	-	-	-	-	1	-	1	2
	F	-	-	-	-	1	-	-	2	3
29. Hyperplasia of prostate ...	M	-	-	-	-	-	1	3	8	12
30. Pregnancy, childbirth, abortion.	F	-	-	-	-	2	-	-	-	2
31. Congenital malformations...	M	-	1	-	-	-	-	-	-	1
	F	5	-	-	-	1	-	-	1	7
32. Other defined and ill- defined diseases	M	9	1	-	-	3	9	5	9	36
	F	11	-	-	-	-	15	11	30	67
33. Motor Vehicle accidents....	M	-	-	-	-	1	-	1	-	2
	F	-	-	1	1	-	-	1	-	3
34. All other accidents	M	2	1	-	-	-	5	2	2	12
	F	-	1	1	-	-	-	7	11	20
35. Suicide	M	-	-	-	-	1	4	1	3	9
	F	-	-	-	-	3	5	4	1	13
36. Homicide and operations of war	M	-	-	-	-	-	1	-	-	1
	F	-	-	-	-	-	-	-	-	-
TOTAL (all causes)	M	16	5	1	2	21	168	206	168	587
	F	20	2	4	4	21	141	207	276	675

Causes of Death.

The table shown below gives the chief causes of death.

Diseases of the heart continue to be the causes of the highest number of deaths, 31.1% of the deaths being attributed to cardiac lesions. Over half of these deaths were due to coronary disease. The deaths from coronary disease, however, show a decrease of fourteen on the number for 1956, practically all such deaths being in persons over 45 years of age. Fifty five per cent. of the deaths from coronary disease occurred in men. The death rate from coronary disease in Burnley is considerably higher than that of the country as a whole.

Cancer took second place, with deaths from intra-cranial vascular lesions in third place.

The increasing incidence and deaths from cancer is to some extent related to the increasing proportion of aged persons in the Borough. All forms of cancer (including leukaemia) accounted for 113 deaths of men and 111 deaths of women. The highest number of cancer deaths occurred in the age group 65 to 74 years. Four occurred in persons under 25 years of age, one being that of a child under five years of age.

The total cancer deaths show an increase of twenty five over that of the previous years. The continuing upward trend of deaths from all forms of cancer is shown on the accompanying chart, which also shows the deaths from cancer of the respiratory system (lungs, bronchus and larynx). Fifteen more deaths from respiratory cancer occurred in 1957 than in 1956. Forty one lung cancer deaths occurred in men and eight in women. The increase of cancer in this site has been considerable during the last twelve years.

Deaths from tuberculosis show a decrease and are 0.5% of all deaths. Deaths from suicide show a considerable decrease.

	Number of Deaths.	Percentage of Total Deaths.
Heart Diseases	392	31.1
Cancer	224	17.8
Intra-Cranial Vascular Lesions (Cerebral Haemorrhage etc.)	215	17.0
Respiratory Diseases (other than Tuberculosis)	161	12.8
Other Diseases of the Circulatory System	44	3.5

	Number of Deaths.	Percentage of Total Deaths.
Accidents, Violence, etc.	37	2.9
Influenza	22	1.7
Suicides	22	1.7
Ulcer of Stomach and Duodenum	9	0.7
All forms of Tuberculosis	6	0.5
Nephritis	5	0.4

Deaths in Institutions.

Nine hundred and fifty deaths occurred in the Burnley Hospitals during the year. Those shown in the following list as having died in the Maternity Hospital are mainly deaths of newly-born infants.

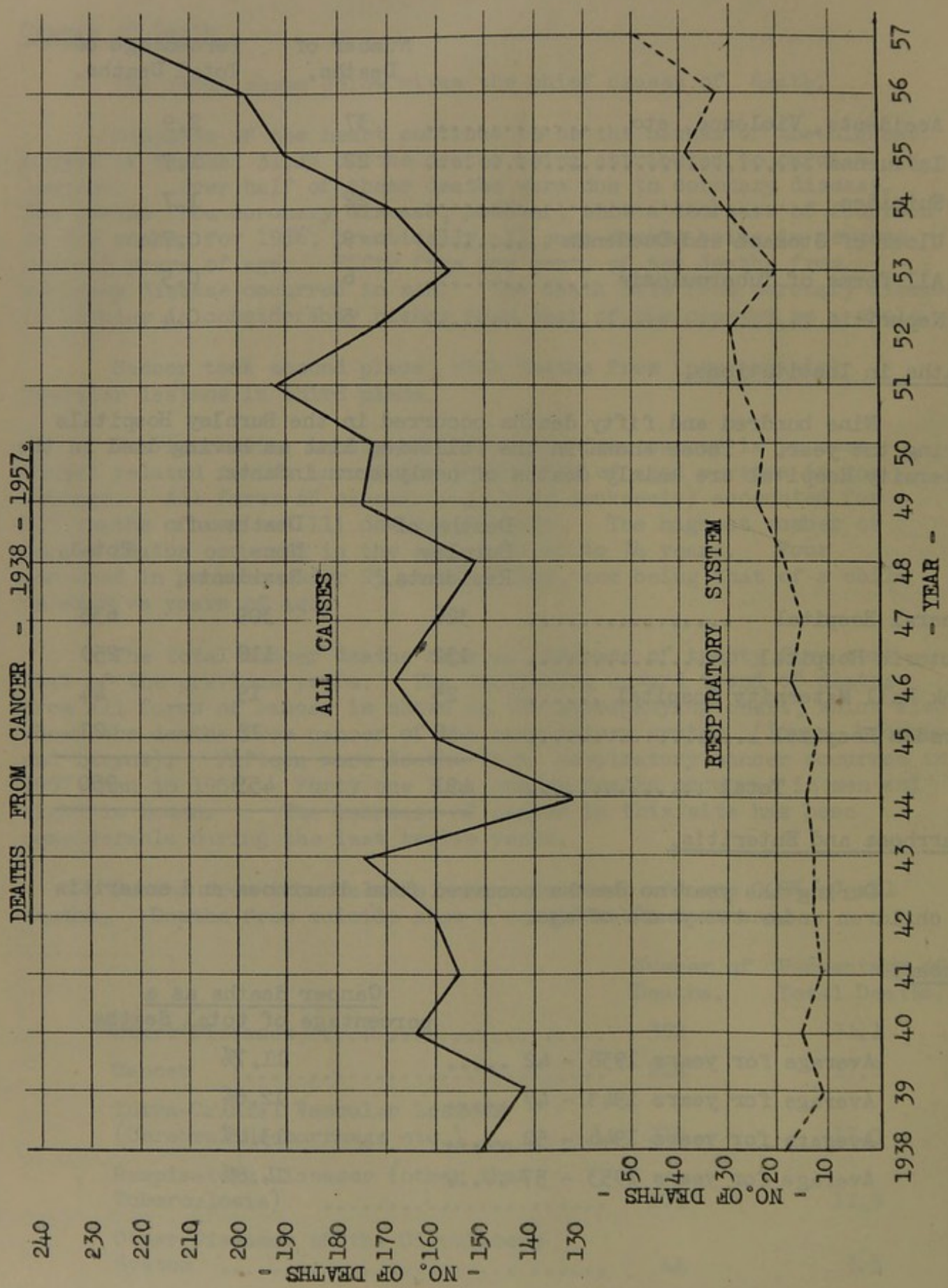
	Deaths of Burnley Residents.	Deaths of Non- Residents.	Total.
General Hospital	326	309	635
Victoria Hospital	132	118	250
Bank Hall Maternity Hospital	25	19	44
Marsden Hospital	8	13	21
Total	491	459	950

Diarrhoea and Enteritis.

During the year no deaths occurred from diarrhoea and enteritis in children under two years of age.

Cancer.

	<u>Cancer deaths as a percentage of total deaths</u>
Average for years 1938 - 42	11.7%
Average for years 1943 - 47	12.6%
Average for years 1948 - 52	13.4%
Average for years 1953 - 57	14.8%



The deaths from Cancer during the last twenty years:

Year	No. of Deaths from Cancer	% of Total Deaths	Year	No. of Deaths from Cancer	% of Total Deaths
1938	151	12.1	1948	153	12.7
1939	142	10.6	1949	176	13.4
1940	164	11.4	1950	173	13.2
1941	156	11.7	1951	193	13.3
1942	160	13.0	1952	173	14.5
1943	176	13.5	1953	158	13.1
1944	132	10.9	1954	169	14.0
1945	160	12.9	1955	191	14.5
1946	169	13.9	1956	199	14.8
1947	160	11.8	1957	224	17.8

Infant Mortality.

Sixty one deaths of infants under one year were registered during 1957. After correction for inward and outward transferable deaths, a net total of 36 deaths is obtained, which is the same as the net infant deaths registered in 1956.

Live Births		Infantile Deaths		Infant Death Rate per 1,000 Live Births		
Males	Females	Males	Females	Males	Females	Both Sexes
653	611	16	20	24.5	32.7	28.48

The infant mortality rate (28.48) is higher than the rate for the whole of England and Wales, which is 23.0.

Twenty six deaths of infants occurred within four weeks of birth, giving a NEO-NATAL MORTALITY of 20.57 per 1,000 live births. This neo-natal mortality is also higher than the rate for the whole of England and Wales, which is 16.5.

INFANT MORTALITY DURING THE YEAR 1957

NET DEATHS FROM STATED CAUSES AT VARIOUS AGES UNDER ONE YEAR

Cause of Death	Age at Death								Totals				Victoria Hospital	Bank Hall Hospital	Marsden Hospital		
	Under 1 day		1 - 7 days		Over 1 week to 4 weeks		Over 1 month to 6 months		Over 6 months to 12 months		M	F				Both Sexes	
	M	F	M	F	M	F	M	F	M	F							
Intra-cranial and spinal injury at birth	-	5	1	-	-	-	-	-	-	-	1	5	6	-	6	-	
Atelectasis	-	2	1	1	-	-	-	-	-	-	1	3	4	-	3	-	
Pneumonia (all forms)	-	-	2	1	-	-	-	-	-	-	2	3	5	-	2	-	
Prematurity	2	1	-	1	-	-	-	-	-	-	2	2	4	-	4	-	
Hydrocephalus and Spina Bifida	-	1	-	-	-	-	-	-	-	-	-	1	1	-	1	-	
Other Congenital Malformations	-	-	-	-	-	1	-	-	-	1	-	4	4	-	1	-	
Haemolytic disease of the newborn	5	-	1	1	-	-	-	-	-	-	6	1	7	-	7	-	
All Other causes	-	-	-	-	-	-	-	4	1	-	4	1	5	1	1	1	
Totals all causes	7	9	5	4	-	1	-	4	5	-	16	20	36	4	1	24	1

* Denotes that the figures shown in these columns are also included in the age groups.

SECTION IIIPREVALENCE AND CONTROL OVER INFECTIOUS
AND OTHER DISEASES

The incidence and deaths from some of the notifiable diseases (apart from Tuberculosis) during 1957 are as follows:-

	No. of Cases Notified	Case Rate per 1,000 of Population	No. of Deaths	Mortality per 1,000 cases.
Scarlet Fever	62	0.76	-	-
Whooping Cough	148	1.81	-	-
Diphtheria	-	-	-	-
Measles	1765	21.59	-	-
Dysentery	23	0.28	-	-
Ophthalmia Neonatorum	1	0.01	-	-
Puerperal Pyrexia.....	16	0.19	-	-
Erysipelas	5	0.06	-	-
Acute Poliomyelitis ..	1	0.01	-	-
Food Poisoning	4	0.04	-	-

Sixty two cases of SCARLET FEVER were notified, of which 14 occurred in the first three months of the year. Only 5 cases were removed to hospital.

The 148 cases of WHOOPING COUGH was somewhat less than the number which occurred in 1956, the highest incidence being in the western and central areas of the Borough. Sixty per cent. of the cases were in children under five years of age. Eighteen per cent. of the notified cases had been previously vaccinated against whooping cough, but in all these the disease was very mild.

One thousand seven hundred and sixty five cases of MEASLES were notified, fifteen hundred occurring in the second half of the year. The cases were scattered generally throughout the Borough. Seventy five per cent. of the cases were children under school age. It was not necessary to admit any cases to hospital.

GERMAN MEASLES numbered only 54 during 1957 and these occurred mainly in the second quarter of the year. Of these about one third were in the five to nine years age group.

Of the 16 cases of PUERPERAL PYREXIA, 14 were notified from Bank Hall Maternity Hospital.

DYSENTERY notifications numbered 23, of which 16 were children under fifteen years of age. One case occurred in a child attending a nursery school and 9 were children under five years of age who had not commenced to attend school.

The only case of ACUTE POLIOMYELITIS was a female adult who had the paralytic type of disease.

No case of ENTERIC FEVER was notified.

Only four cases of FOOD POISONING were notified, each being a single case, and in each the causal organism was Salmonella Typhimurium.

Disease	Number of Cases	Age Group	Sex
Dysentery	23	Under 5	16
Dysentery	23	5-14	7
Dysentery	23	15-64	0
Dysentery	23	65+	0
Acute Poliomyelitis	1	Under 5	0
Acute Poliomyelitis	1	5-14	0
Acute Poliomyelitis	1	15-64	1
Acute Poliomyelitis	1	65+	0
Enteric Fever	0	Under 5	0
Enteric Fever	0	5-14	0
Enteric Fever	0	15-64	0
Enteric Fever	0	65+	0
Food Poisoning	4	Under 5	0
Food Poisoning	4	5-14	0
Food Poisoning	4	15-64	4
Food Poisoning	4	65+	0

During the year 1937, the following diseases were notified to the Health Department:

Dysentery 23 cases, of which 16 were children under fifteen years of age. One case occurred in a child attending a nursery school and 9 were children under five years of age who had not commenced to attend school.

The only case of ACUTE POLIOMYELITIS was a female adult who had the paralytic type of disease.

No case of ENTERIC FEVER was notified.

Only four cases of FOOD POISONING were notified, each being a single case, and in each the causal organism was Salmonella Typhimurium.

During the year 1937, the following diseases were notified to the Health Department:

Dysentery 23 cases, of which 16 were children under fifteen years of age. One case occurred in a child attending a nursery school and 9 were children under five years of age who had not commenced to attend school.

The only case of ACUTE POLIOMYELITIS was a female adult who had the paralytic type of disease.

No case of ENTERIC FEVER was notified.

Only four cases of FOOD POISONING were notified, each being a single case, and in each the causal organism was Salmonella Typhimurium.

Age Grouping of Notifiable Infectious Diseases during 1957.

Notifiable Diseases	Total cases notified	At ages - Year											Total cases removed to Hospital	
		Under 1	1 - 2	2 - 3	3 - 4	4 - 5	5 - 10	10 - 15	15 - 25	25 - 35	35 - 45	45 - 65		65 and over
Scarlet Fever	62	1	3	1	9	7	36	5	-	1	-	-	-	5
Whooping Cough	148	7	20	22	16	24	57	2	-	-	-	-	-	-
Diphtheria & Memb. Group	-	-	-	-	-	-	-	-	-	-	-	-	-	-
Measles	1765	51	191	277	307	352	573	8	3	2	-	1	-	2
German Measles	54	5	8	9	5	7	19	-	1	-	-	-	-	-
Acute Primary Pneumonia	36	7	3	1	2	4	1	1	-	1	3	7	6	15
Acute Influenzal														
Pneumonia	23	-	-	-	-	-	1	-	1	-	1	7	13	5
Meningococcal Infection	2	1	-	-	1	-	-	-	-	-	-	-	-	2
Dysentery	23	1	4	3	-	2	6	-	1	1	3	1	1	1
Ophthalmia Neonatorum	1	1	-	-	-	-	-	-	-	-	-	-	-	1
Puerperal Pyrexia	16	-	-	-	-	-	-	-	11	4	1	-	-	14
Smallpox	-	-	-	-	-	-	-	-	-	-	-	-	-	-
Paratyphoid Fever	-	-	-	-	-	-	-	-	-	-	-	-	-	-
Enteric Fever (excl. Para-Typhoid)	1	-	-	-	-	-	1	-	-	-	-	-	-	1
Erysipelas	5	-	-	-	-	-	-	1	-	-	-	2	2	2
Tuberculosis of Lungs	62	-	-	-	-	-	2	2	16	11	9	18	4	14
Other forms of Tuberculosis	9	-	-	-	1	-	5	-	1	1	-	-	1	7
Malaria	-	-	-	-	-	-	-	-	-	-	-	-	-	-
Acute Poliomyelitis	1	-	-	-	-	-	-	-	-	1	-	-	-	1
Acute Infectious Encephalomyelitis ...	1	-	1	-	-	-	-	-	-	-	-	-	-	1
Food Poisoning	4	-	-	2	-	-	-	-	1	-	1	-	-	3
Totals	2213	74	230	314	341	396	701	19	35	22	18	36	27	74

DISINFECTION

Total visits to houses in connection with infectious diseases	2972
Total number of houses disinfected	47
Total articles of bedding etc., disinfected	3696
Library books disinfected	407
Cleansing baths given to verminous persons, scabies cases, etc.	154

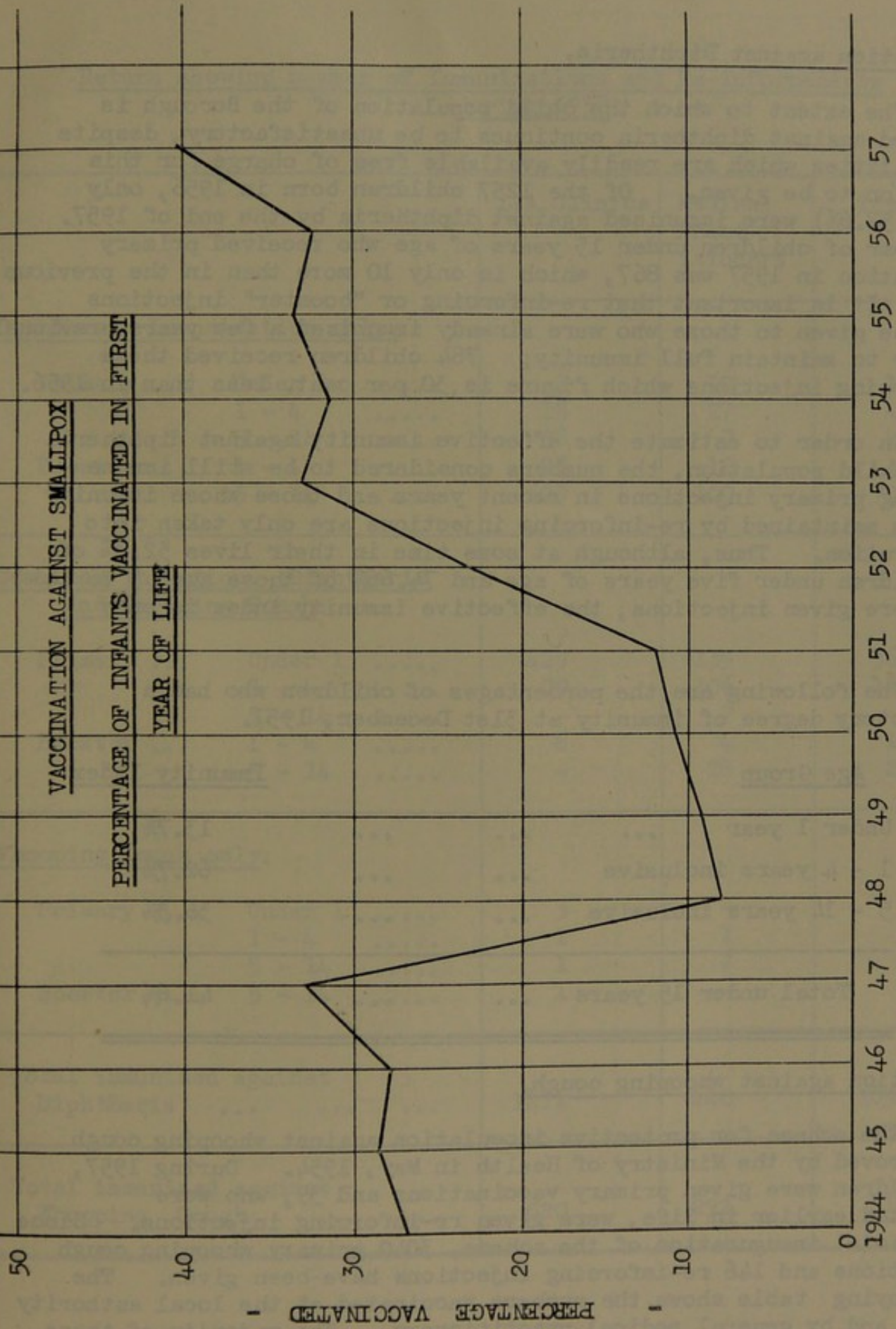
Vaccination against Smallpox.

In 1957, the 496 infants vaccinated were 40 per cent. of those under one year of age. This number added to older children and some adults vaccinated for the first time brought the total primary vaccinations to 665.

The number of infants vaccinated shows some improvement over that of previous years. To a considerable extent this is due to propaganda undertaken at the infant welfare centres, where vaccination is offered, and to the efforts of the health visitors during domiciliary visitation. For many years prior to 1948 the number of infants vaccinated did not exceed a third of the total births. When compulsory vaccination was abolished in 1948, the numbers of infant vaccinations decreased very considerably for five years, but the introduction of facilities for vaccination at infant welfare centres has resulted in more infants being vaccinated. (See Chart on Page 33). Many of the re-vaccinations were in respect of persons going abroad.

Return showing number of vaccinations and re-vaccinations during 1957.

	Primary Vaccinations					Re-vaccinations				
	Ages at Date of Vaccination					Ages at Date of Re-Vaccn.				
	Under 1	1-4	5-14	15 and over	Total	Under 1	1-4	5-14	15 and over	Total
Local Health Authority Clinics	347	19	5	12	383	-	1	-	33	34
Medical Practitioners	149	45	35	53	282	-	8	19	109	136
TOTALS	496	64	40	65	665	-	9	19	142	170



- YEAR -

Immunisation against Diphtheria.

The extent to which the child population of the Borough is protected against diphtheria continues to be unsatisfactory, despite the facilities which are readily available free of charge for this protection to be given. Of the 1257 children born in 1956, only 724 (or 57.6%) were immunised against diphtheria by the end of 1957. The number of children under 15 years of age who received primary immunisation in 1957 was 867, which is only 10 more than in the previous year. It is important that re-inforcing or "booster" injections should be given to those who were already immunised a few years previously, in order to maintain full immunity; 784 children received these re-inforcing injections which figure is 30 per cent. less than in 1956.

In order to estimate the effective immunity against diphtheria of the child population, the numbers considered to be still immune following primary injections in recent years and those whose immunity has been maintained by re-inforcing injections are only taken into consideration. Thus, although at some time in their lives 52.3% of the children under five years of age and 74.66% of those aged 5 to 14 years were given injections, the effective immunity index is only 41.6%.

The following are the percentages of children who had a satisfactory degree of immunity at 31st December, 1957.

<u>Age Group</u>	<u>Immunity Index</u>
Under 1 year 	13.7%
1 - 4 years inclusive 	62.7%
5 - 14 years inclusive 	36.5%
<hr/>	
Total under 15 years 	41.6%

Vaccination against whooping cough.

The scheme for protective inoculation against whooping cough was approved by the Ministry of Health in May, 1954. During 1957, 773 children were given primary vaccinations and 39, who were vaccinated earlier in life, were given re-inforcing injections. Since the official inauguration of the scheme, 3040 primary whooping cough vaccinations and 146 re-inforcing injections have been given. The accompanying table shows the numbers vaccinated at the local authority clinics and by general medical practitioners. The majority of these inoculations were given in combination with inoculations against diphtheria.

Return showing number of Immunisations and Re-inforcements
during 1957

			L.A.Clinics	Medical Practitioners	Total
<u>Diphtheria Immunisation only:</u>					
Primary ...	Under 1		7	10	17
	1 - 4		18	27	45
	5 - 14		38	7	45
Booster ...	1 - 4		27	12	39
	5 - 14		607	100	707
<u>Combined Injection - Diphtheria and Whooping Cough:</u>					
Primary ...	Under 1		429	139	568
	1 - 4		79	106	185
	5 - 14		-	7	7
Booster ...	1 - 4		6	4	10
	5 - 14		-	28	28
<u>Whooping Cough only:</u>					
Primary ...	Under 1		3	-	3
	1 - 4		1	1	2
	5 - 14		1	7	8
Booster ...	5 - 14		1	-	1
Total immunised against Diphtheria			1211	440	1651
Total immunised against Whooping Cough			520	292	812

DIPHTHERIA IMMUNISATION - CHILDREN IMMUNISED

Year of Immunisation

Year Born	1943	1944	1945	1946	1947	1948	1949	1950	1951	1952	1953	1954	1955	1956	1957	Totals
1957															168	168
1956														183	541	724
1955													155	475	67	697
1954											56	128	498	77	21	724
1953											75	564	65	20	14	719
1952								33	58	75	504	82	30	22	15	728
1951								67	611	618	78	21	15	17	3	810
1950								83	607	150	38	21	17	10	6	886
1949								19	92	62	25	25	8	4	3	893
1948						83	730	92	14	41	22	22	7	7	4	1022
1947					19	929	155	23	14	29	10	19	6	4	10	1218
1946				1	667	223	54	18	14	17	7	11	2	14	11	1039
1945				450	161	48	23	14	7	2	6	2	12	10	3	738
1944					47	27	20	11	5	3	9	16	11	7	-	844
1943		411		189	36	28	11	9	2	2	21	29	3	6	1	856

Total immunised aged under 5 years on 31st December, 1957 = 3,032

Total immunised aged 5 - 9 years on 31st December, 1957 = 4,339

Total immunised aged 10 - 14 years on 31st December, 1957 = 4,695

Vaccination against Poliomyelitis.

Early in 1956, proposals for the use of a vaccine against poliomyelitis as part of the National Health Service was announced. The scheme is completely voluntary and vaccination is offered without charge. In the first place the limited amounts of vaccine available were offered for the protection of children born between 1947 and 1954, and parents were informed of the arrangements made to register consents. This was done by announcements in the press, in the local authority's clinics and through medical practitioners. In the early stages of the scheme selection of children to receive vaccination from among those whose parents sought it was made according to a centrally determined plan designed to maintain an even spread throughout the eligible age groups, which was based on the month of birth.

At the outset, owing to the limited quantities of vaccine available, the vaccine was supplied for use only by the local authorities' staffs, but at a later date general medical practitioners were able to participate.

The first supplies of vaccine of British manufacture were received in May and June, 1956, but these were sufficient for only a relatively small number of the children who had been registered.

In May 1957, the groups of children to whom vaccination could be offered were extended to include children born in 1955 and 1956, and it is now offered to children between the ages of six months and 15 years, expectant mothers and other selected groups, including medical practitioners, ambulance staffs, certain nursing staffs and their families.

In January, 1958 Salk vaccine was made available to supplement the limited supplies of British vaccine. Parents are at liberty to decline an offer of vaccination with Salk vaccine and wait for British vaccine, but in fact few parents do so.

The total number of children registered by the end of 1957 (namely 3553) is only 20.5% of the total children in the Borough eligible for vaccination. This response cannot be considered as satisfactory and renewed efforts are being made to encourage more parents to register their children.

The figures of poliomyelitis vaccinations since the inception of the scheme until the 31st December, 1957 are as follows:-

Year	No. of children registered	Number vaccinated		Total
		In Local Authority Clinics	By general medical practitioners	
1956)	3553	224	-	224
1957)		1815	180	1995
				2219 *

* This number includes expectant mothers and other adults in selected groups.

The number of children registered but not vaccinated at the end of the year was 1137. A further 197 received a first injection only.

39
SECTION IV

TUBERCULOSIS

The number of primary notifications during 1957 was 71. The localisation of disease, ages and sexes were:-

Age Periods:	New Cases														Totals	
	0-	1-	2-	3-	4-	5-	10-	15-	20-	25-	35-	45-	55-	65-		75-
Respiratory	M	-	-	-	-	-	-	3	4	4	4	7	7	4	-	33
	F	-	-	-	-	-	2	2	4	5	7	5	2	2	-	29
Non-Respiratory	M	-	-	-	1	-	1	-	1	-	-	-	-	-	-	3
	F	-	-	-	-	-	4	-	-	-	1	-	-	-	1	6

In addition to the primary notifications, two cases were notified posthumously, one case was discovered after death through the local registrars' death returns and thirteen were transferred from other areas. The total new cases were, therefore, 87 of which 75 were respiratory and 12 non-respiratory. This is 15 less than the number ascertained in 1956.

Thirteen of the new respiratory cases were contacts living with other members of their families who were already suffering from tuberculosis.

The number of Burnley patients on the Notification Register at the end of 1957 were: Respiratory 523: Non-Respiratory 73 - Total 596.

The accompanying chart indicates the trend of tuberculosis during the last twenty years. Improved methods of treatment enables many more patients to be cured or have the disease arrested and to lead an active and useful life. The number of deaths from tuberculosis has decreased spectacularly. During the last ten years the deaths from the respiratory form of the disease averaged two a year for every 10,000 of the population of the Borough, whereas in the previous ten year period the average annual number of deaths was 6 per 10,000. In comparison the new cases arising have decreased only slightly. During the last ten years these averaged eight a year for every 10,000 of the population, as compared with nine a year per 10,000 in the previous ten year period.

As I have mentioned in previous reports, still more work has to be undertaken in the field of prevention of this disease. Although very few families live in overcrowded conditions, much has yet to be done to clear slum property and improve sub-standard houses, reduce atmospheric pollution and educate the community to a healthy way of life.

Deaths

The following table gives particulars of the site and age distribution of those who died.

Age Periods:	Deaths															Totals
	0-	1-	2-	3-	4-	5-	10-	15-	20-	25-	35-	45-	55-	65-	75-	
Tuberculosis of Respiratory System	M	-	-	-	-	-	-	-	-	-	-	1	-	3	-	4
	F	-	-	-	-	-	-	-	-	-	-	1	-	-	-	1
Tuberculosis of Nervous System	M	-	-	-	-	-	-	-	-	-	-	-	-	-	-	-
	F	-	-	-	-	-	-	-	-	-	-	-	-	-	-	-
Tuberculosis of Other Systems	M	-	-	-	-	-	-	-	-	-	-	-	1	-	-	1
	F	-	-	-	-	-	-	-	-	-	-	-	-	-	-	-
Diseases other than Tuberculosis	M	-	-	-	-	-	-	-	-	-	1	1	1	3	1	7
	F	-	-	-	-	-	-	-	-	-	-	-	-	-	1	1

Of the five persons who died from respiratory tuberculosis during 1957, two died within twelve months after notification, one lived for two years and two for more than three years after notification. One was notified after death.

The average age at death of persons suffering from respiratory tuberculosis was 52 years. The death rate from respiratory tuberculosis per 1,000 living was 0.06 and from non-respiratory tuberculosis 0.01.

After-Care and Prevention.

Visits by Health Visitors -

To homes of patients, under Tuberculosis Regulations	73
To homes of patients, for After-Care purposes	1,797
Extra nourishment (Milk) supplied (pints)	22,888
Paper Handkerchiefs issued	19,700
Bottles of Disinfectant supplied	188

B.C.G. Vaccination.

Vaccination against tuberculosis of school children aged thirteen years was commenced in 1954. The numbers of children tested and vaccinated each year since the inauguration of the scheme is as follows:-

	<u>Tested</u>	<u>Vaccinated</u>
1954	568	421
1955	491	391
1956	588	465
1957	707	582

Further details of these are given in my report as Principal School Medical Officer, which is bound with this report.

In addition, vaccination of infants born to tuberculous mothers, and of close contacts of tuberculous persons, which was performed by the chest physicians as part of the service for prevention of illness under Section 28 of the National Health Service Act, 1946, resulted in 63 children under 15 years of age and five persons over that age being vaccinated.

The total given B.C.G. vaccination in 1957 was 650.

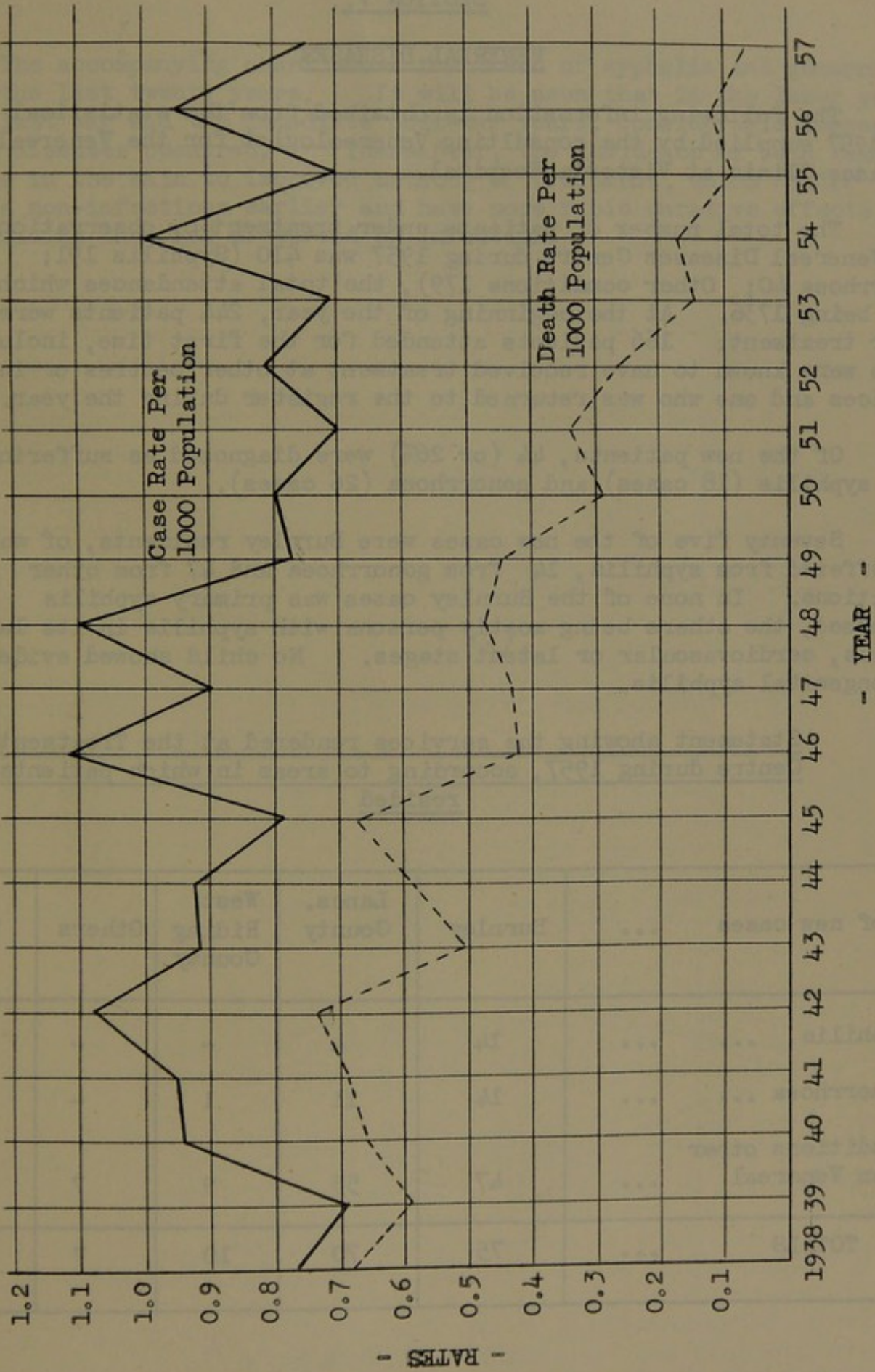
Of the 68 contacts vaccinated in the year under review, 36 were children of tuberculous parents, 3 were brothers or sisters of patients, and the remainder lived in close contact with tuberculous relatives or friends.

RETURN FOR 1957.

Age									13 year old group of School Children	Total
	Under 1 year	1	2	3	4	5-9	10-14	15 and over		
No.vaccinated	27	-	1	2	3	15	15	5	582	650

Since the commencement of B.C.G. vaccination in the Borough in 1954, two thousand three hundred and fifty eight persons, apart from hospital nurses, have been vaccinated.

PULMONARY TUBERCULOSIS.



SECTION V.VENEREAL DISEASES

The following information is obtained from the statistical return for 1957 supplied by the consulting Venereologist for the Venereal Diseases Clinic at Victoria Hospital.

The total number of patients under treatment or observation at the Venereal Diseases Centre during 1957 was 410 (Syphilis 191; Gonorrhoea 40; Other conditions 179), the total attendances which were made being 1736. At the beginning of the year, 244 patients were under treatment; 166 patients attended for the first time, including 3 who were known to have received treatment at other centres or in the Services and one who was returned to the register during the year.


Of the new patients, 44 (or 26%) were diagnosed as suffering from syphilis (18 cases) and gonorrhoea (26 cases).

Seventy five of the new cases were Burnley residents, of whom 14 suffered from syphilis, 14 from gonorrhoea and 47 from other conditions. In none of the Burnley cases was primary syphilis diagnosed, the others being mostly persons with syphilis in its later nervous, cardiovascular or latent stages. No child showed evidence of congenital syphilis.

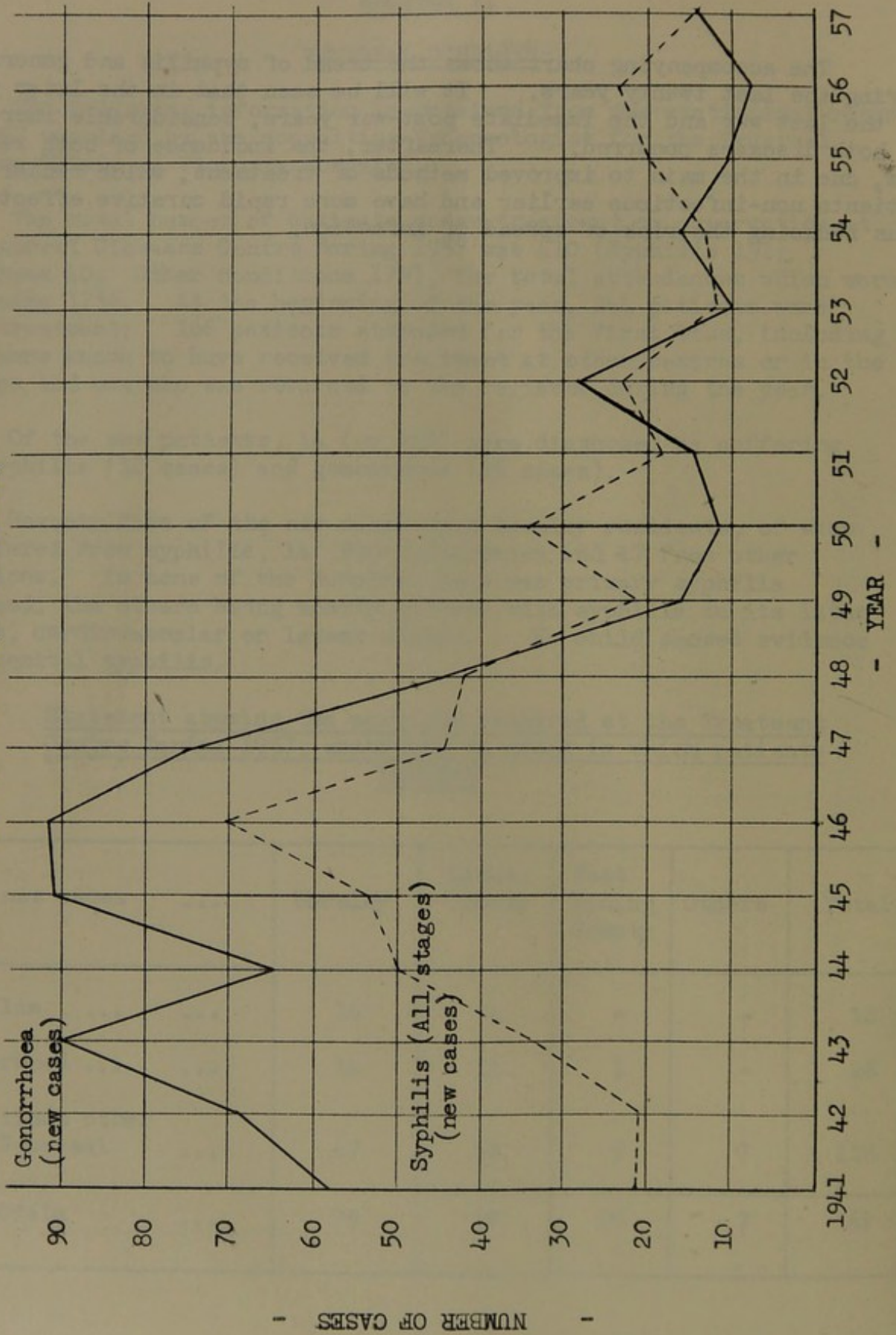
Statement showing the services rendered at the Treatment Centre during 1957, according to areas in which patients resided

No. of new cases ...	Burnley	Lancs. County	West Riding County	Others	Total
Syphilis	14	4	-	-	18
Gonorrhoea	14	11	1	-	26
Conditions other than Venereal ...	47	55	9	7	118
TOTALS	75	70	10	7	162

The accompanying chart shows the trend of syphilis and gonorrhoea during the last twenty years. It will be seen that in the later years of the last war and the immediate post-war years, considerable increases of both diseases occurred. Thereafter, the incidence of both remained low, due in the main to improved methods of treatment, which render patients non-infectious earlier and have more rapid curative effects, thus reducing the risk of spread of infection.



VENEREAL DISEASES - BURNLEY RESIDENTS
(treated in Hospital Clinic)



SECTION VI.CARE OF MOTHERS AND YOUNG CHILDREN

No alteration has been made in the number or siting of the Infant Welfare Centres. Two are held on Monday and Friday afternoons in an annexe of the Maternity Hospital; one on each Tuesday, Wednesday and Thursday afternoons in church halls in Colne Road, Hammerton Street, and Florence Street; two on Monday and Thursday afternoons in the Gannow Clinic premises. An additional Centre to serve the northern part of the town opened at Queensgate Methodist Church early in January, 1958 and is held on Wednesday afternoons. It is hoped to provide another Centre to serve the newer housing estates, but difficulty is being experienced in finding a suitable building to rent.

All the treatment and specialist clinics for school children, e.g. minor ailments, eye, ear, nose and throat, orthopaedic and physiotherapy and orthoptic treatment continue to be available for children referred from infant welfare centres.

Twenty children referred from the infant welfare centres made 81 attendances at the School Clinic for treatment of minor ailments. Particulars of those who attended the specialist clinics are given in my report as Principal School Medical Officer, which is printed with this report. Nineteen pre-school children, making 116 attendances, were referred from the infant welfare centres and nurseries for artificial sunlight treatment.

The infants born during 1957 who attended infant welfare centres are equivalent to 55.6% of the live births notified during the year.

72.7% of the attendances at the infant welfare clinics were made by children in the first year of life. The total attendances were 16,238 which are 491 more than in the previous year.

The health visitors made 11,237 routine infant visits, of which 4,666 were to children under one year of age and 6,571 to children between the ages of one and five years. In addition, they made 380 ante-natal visits and 884 visits to cases of infectious disease.

The shortage of health visitors experienced in previous years has continued and at no time during the year was the staff at full strength. Of the fifteen on the establishment, four are engaged on school health duties and one is wholly on tuberculosis after-care. At the end of 1957, instead of ten health visitors for duties in connection with mother and child care, infant welfare clinic duties, after-care of illness generally, and the supervision and care of the aged and infirm, only seven were on the establishment. Consequently, the staff available was only 70% of that required to give a reasonably effective service. The establishment also includes two student health visitors, but only one student was undergoing training.

I have wished for many years to combine the duties of the health visitors in order that each would undertake school health service duties, maternal and child welfare work and general care and after-care duties. This is most desirable, because it would give added interest to the staff and reduce the more arduous duties of domiciliary visitation. It would also enable each health visitor to concentrate, in her own district, on the whole family whether of pre-school, school or adult age. However, I find it as yet impossible to do this because of the shortage of staff, and because three employed on school health service duties are not qualified as health visitors and, therefore, cannot be employed on certain infant welfare work. This shortage is experienced in most industrial towns, but in the more attractive non-industrial areas full staffs are generally obtainable. I feel this shortage will continue until special bonuses are authorised for domiciliary nursing staffs employed in heavily industrialized areas.

Dried Milk and Vitamin Supplement for Children and Expectant Mothers.

The scheme for the sale and distribution of welfare foods continued to work smoothly and efficiently during the year. On the 6th April, 1957, the price of national dried milk increased from 10½d. to 2s.4d., and since that date there has been a marked drop in sales. During the year 40,639 tins of national dried milk were sold in comparison with 52,270 during 1956. It is felt that due to this price increase, the sale of proprietary brands of dried milk may have increased.

From the 1st October, 1957, the sale of orange juice was restricted to children up to the age of 2 years. This restriction of course reduced the sales from that date. However, over the whole year there was a slight increase, 68,927 bottles being sold as against 68,342 bottles in 1956.

The issue of cod liver oil shows a decrease of 1,492 bottles over the past twelve months. Eight thousand six hundred and ninety three bottles being given in 1957 as against 10,185 in 1956.

There is also a reduction in the sales of Vitamin A and D tablets even though the number of expectant mothers over the period was similar to that of the previous year. Four thousand nine hundred and fifty seven packets being issued during the year as against 5,748 in 1956.

The amounts sold and distributed from 1st January to 31st December, 1957 were:-

Distribution Centre	National Dried Milk (Tins)	Cod Liver Oil (Bottles)	Vitamin A & D Tablets (Packets)	Orange Juice (Bottles)
18 Nicholas Street Burnley	33,793	7,037	4,112	54,288
Infant Welfare Centres	6,846	1,656	845	14,639
Combined Total Issues	40,639	8,693	4,957	68,927
Issues to: Institutions, Nursery Schools, Day Nurseries, and Classes.	24	-	-	480

In addition to the above 451 lbs. of cod liver oil and malt and iron preparations and other vitamin products were supplied by the local health authority.

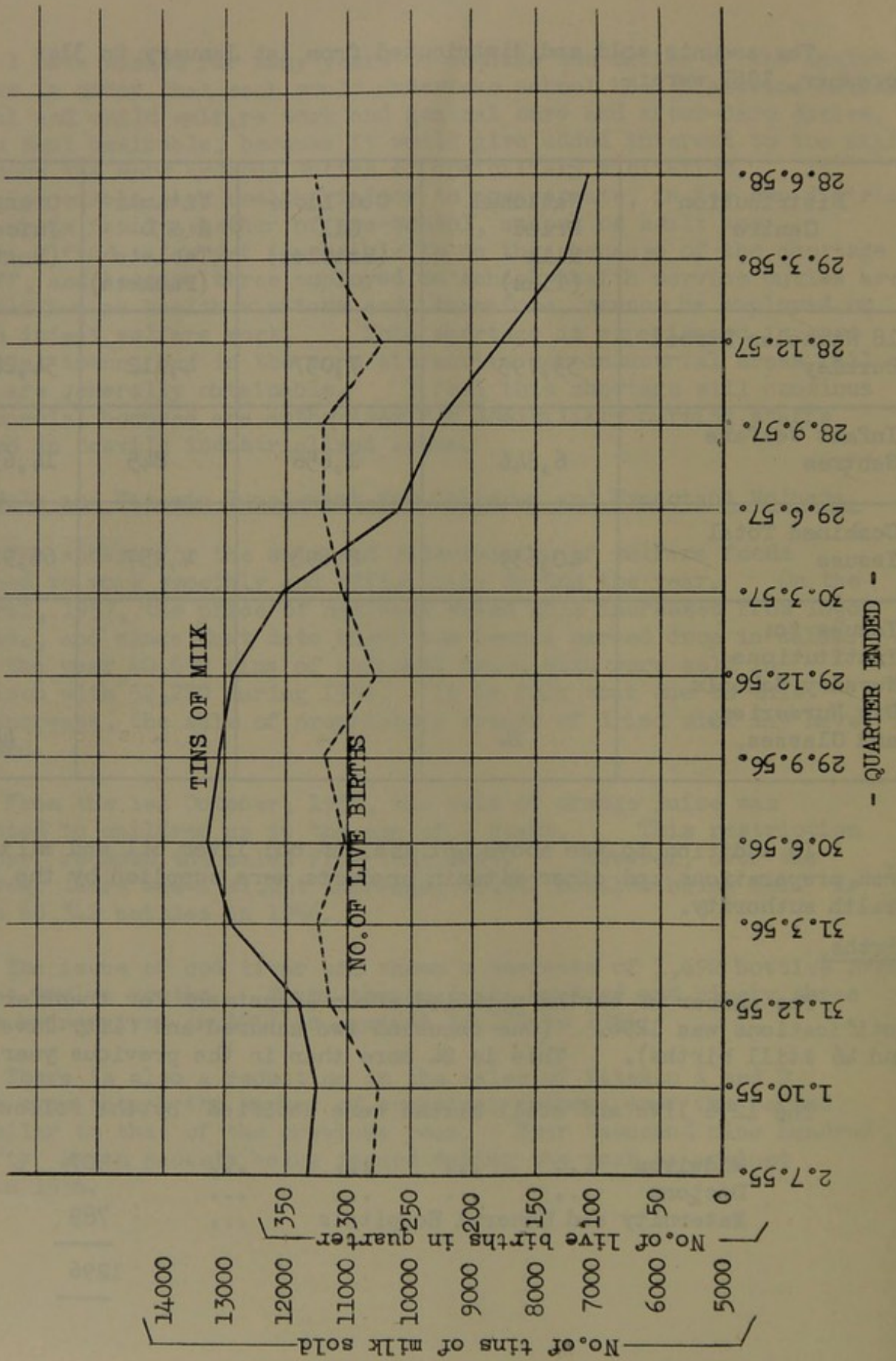
Births.

The number of births notified after adjustment for transferred notifications was 1296. (One thousand two hundred and fifty live births and 46 still births). This is 24 more than in the previous year.

The 1296 live and still births were notified by the following:-

Midwives	507
Doctors	-
Maternity and General Hospitals	789
					<u>1296</u>

WELFARE FOODS - SALE OF NATIONAL DRIED MILK



Attendance at Birth.

Enquiries made showed that of the 1714 confinements which occurred in the Borough -

- None were attended by a doctor only.
- 74 were attended by both doctors and midwives.
- 433 were attended by midwives only.
- 1204 occurred in the Bank Hall Maternity Hospital.
- 2 occurred in the General Hospital.
- 1 occurred in the Victoria Hospital.

Although 433 confinements were attended by midwives only, 119 of these women had engaged medical practitioners for their confinements, but the practitioners were not present at the births.

Of the 1,207 births notified from Bank Hall Maternity Hospital and the two general hospitals, 427 were in respect of mothers who reside beyond the Borough.

Stillbirths.

Forty six stillbirths (after adjustment for transferred notifications) were notified in 1957 as compared with twenty-nine in 1956. Enquiries elicited that the following conditions appeared to contribute to the stillbirths.

Ante-partum haemorrhage	4
Intra-partum haemorrhage	}
during caesarian section -	
Asphyxia of infant	1
Asphyxia - other causes	2
Caesarian Section for foetal	}
distress of unknown origin	
Intra cranial haemorrhage	1
Pressure on the cord	4
Caesarian section with anterior	}
placenta and difficult head	
extraction	
Pre Eclamptic toxæmia	7
Post maturity, P.O.P., Forceps	}
delivery	
Difficult breech delivery	2
Anencephaly	6
Foetal malformations	4
Large baby - forceps delivery	1

B/F 35

Delayed labour	1
Twin delivery - macerated	1
Unhealthy placenta	1
Intrauterine Death - cause unknown	6
Cause not ascertained	2
	—
	46
	—

Ophthalmia Neonatorum.

One case was notified during 1957.

Pemphigus Neonatorum.

No cases were notified during 1957.

Care of Premature Infants.

Eighty-nine Burnley babies, representing 6.9% of the total born alive during the year, weighed $5\frac{1}{2}$ lbs. or less at birth. These were followed up by the health visitors, immediately after the midwife ceased to attend or after discharge from hospital, and thereafter at frequent intervals.

Of these 89 premature infants, 23 were born at home and 66 in hospital. The 23 infants born prematurely at home represents 4.5% of the total domiciliary confinements in the Borough, whilst 66 born in hospital are equivalent to 8.4% of the Burnley infants born in hospitals. This higher rate in hospital births is due to the fact that expectant mothers in whom difficulties or complications are present or anticipated are advised to enter hospital for their confinements. Of the 23 infants born at home, 4 were transferred to hospital for special care and all survived beyond 28 days. The 19 who were nursed at home all survived beyond 28 days. Of the 66 born in hospital, 56 survived beyond 28 days.

The equipment maintained to provide for the needs of babies born prematurely at home was loaned to households where suitable provision was not available.

Although no special unit is available at any local hospital for the reception of babies born prematurely in their own homes, no difficulty has been experienced in having infants and their mothers admitted to Bank Hall Maternity Hospital when necessary.

Care of Illegitimate Children.

The Committee of Management of Bankfield House of Help continues to undertake, through their social worker, after-care of unmarried mothers and illegitimate children, on behalf of the Local Authority. Sixteen new cases were investigated. In 8 instances satisfactory arrangements were made for the babies to be kept by their mothers, one child was boarded out with foster parents and 7 babies were placed for adoption. Three mothers were advised and assisted in connection with affiliation orders and one mother refused to take affiliation proceedings. In 8 instances no information re putative father was given. Two of the sixteen mothers were married women.

Nine unmarried expectant mothers were sent to moral welfare homes by the Local Authority, arrangements being made through the House of Help.

Maternal Mortality.

Two Burnley women died in consequence of pregnancy or childbirth during 1957.

Puerperal Pyrexia.

Sixteen cases of puerperal pyrexia were notified during the year. Of these, 14 were notified from Bank Hall Maternity Hospital, and 2 were domiciliary confinements.

Day Nurseries.

No alteration has been made in the accommodation provided in the two day nurseries administered by the Local Health Authority. The average attendances throughout the year were 36 at Bank Hall Nursery (54 places) and 20 at Hargher Clough Nursery (26 places). The average attendance is somewhat less than in 1956, due mainly to an outbreak of influenza in the autumn. In Bank Hall Nursery the majority of children were under three years of age, and in Hargher Clough Nursery under two years of age. Children between three and five years of age are accommodated in the Education Authority's ten nursery schools and six nursery classes. The total number on the rolls of these schools and classes at the end of the year was 537.

Regular medical supervision of all nursery children is undertaken.

Bank Hall Nursery, in conjunction with the Education Committee's nursery schools, continues to be a training nursery for students studying for examinations of the National Nursery Examination Board.

Nurseries and Child Minders Regulation Act, 1948.

In Burnley there are no privately administered nurseries or nurseries established by employers for children of their employees.

During the year three child minders were registered and 12 children were cared for.

PARTICULARS OF WORK AT THE INFANT WELFARE CENTRES DURING THE YEAR ARE AS FOLLOWS:--

CENTRE	No. of Sessions	No. of First Attendances of Children under 1 year of age	No. of Children who attended born in			Total No. of Children who attended	No. of Attendances of children who were			Total No. of Attendances	Average Attendance per Session	No. of Doctor's Consultations	
			1957	1956	1952-55		under 1 year	1 - 2 years	2 - 5 years			Under 1 year	1 - 5 years
GANNOW	103	150	120	140	173	433	2,706	632	1,025	4,363	42	774	310
COLNE ROAD	53	122	111	118	142	371	2,510	442	573	3,555	67	632	148
MT. PLEASANT	51	190	164	126	98	388	2,011	175	366	2,552	50	602	108
FLORENCE STREET	51	128	116	97	88	301	1,769	250	273	2,292	45	592	139
BANK HALL	103	188	184	142	114	440	2,784	300	392	3,476	34	897	159
TOTALS	361	778	695	623	615	1,933	11,810	1,799	2,629	16,238	48	3,497	864

Details of Work of Health Visitors during 1957.MATERNITY AND CHILD WELFARE

Visits to newly born infants	1211	
Re-visits 1st year	3455	
2nd year	2090	
3rd year	1601	
4th year	1346	
5th year	1534	... 11,237

Visits in connection with:-

Infectious diseases	884
Still-births and infant deaths	61
Burns and scalds	3
After-Care - Care of the Aged	398
Other after-care and convalescent cases						42
Enquiries re Nursery children	220
Midwives supervision	295
Ante-Natal cases (183 visits re admission to Maternity Hospital)	380
Lying-in patients discharged early from Maternity Hospital	286
Others (including accidents in the home)	332
Ineffective visits	1,456
Number of sessions at Infant Welfare Centres	361
Number of attendances at the Centres by Health Visitors	871
Number of attendances at the Nursery Schools or Classes by Health Visitors	36
Number of Sessions attended at the Chest Clinic (Day, 96; Evening 48)	144

Visits to Tuberculosis cases:-

Notifications under Tuberculosis Regulations	78		
For After-Care purposes
	2010	...	2,088
Patients attendances at Chest Clinic	4,613

SCHOOL MEDICAL SERVICE

Number of days on which the School Clinic was open	307
Number of attendances at Clinic	26,868
Number of follow-up visits paid to School Children	8,179
Number of surveys of Schools for Cleanliness Inspection	143
Number of pupils examined at Cleanliness Inspection	45,535

SECTION VIIMIDWIFERY SERVICEMidwives' Act.

Thirty two midwives notified their intention to practise midwifery during 1957.

They were employed as follows:-

In the Maternity Hospital	20
As whole-time domiciliary Municipal Midwives	10
In private practice as Maternity Nurses	2

Domiciliary Midwifery.

Difficulty continued to be experienced in recruiting sufficient midwives for the domiciliary service. Although the establishment of midwives is ten, only eight were employed in the early part of the year, and for a short period, owing to a retirement, the staff was reduced to seven. During the second half of the year nine were employed, but this was achieved only by re-engaging a retired midwife on a temporary basis.

Two midwives in private practice notified their intention to practise as maternity nurses. One was actively engaged, and attended only two births in the Borough. The second did not attend any cases in the Borough during 1957.

Two hundred and ninety five visits were paid by the Supervisor to the midwives during the year. The Supervisor also interviewed midwives at the Health Office weekly. No midwife was suspended from practice.

A total of 1714 confinements occurred in the Borough, including women who came into the town from other areas for their confinements. Of these, 1207 took place in hospitals, 508 were attended by the whole-time midwives employed by the authority on domiciliary midwifery (433 as midwives and 72 as maternity nurses); 2 by doctors and maternity nurses in private practice.

Of the confinements of women resident in Burnley 789 took place in hospitals and 507 at home. In 1956 domiciliary confinements were only 35% of the total. In 1957 the percentage increased to 39, there being 58 more domiciliary confinements than in the previous year. The ample provision in the Maternity Hospital and the Maternity Homes in the area of the Burnley and District Hospital Management Committee is sufficient, not only for those mothers who require to be admitted for clinical and social reasons, but also for many normal cases which could be confined satisfactorily in their own homes.

During the year, 539 maternity outfits were provided free of charge to expectant mothers who required them for their confinements in their own homes.

Medical Aid Summoned by Midwives.

Forty three records of sending for medical aid under Rule E.12 of the Central Midwives' Board were received from the midwives in respect of domiciliary cases. Of these 32 were on account of complications or difficult conditions of the mothers and 11 of conditions in the new born infants.

The Emergency Obstetric Unit (Flying Squad) was summoned on three occasions throughout the year to assist when complications in confinements arose. On two occasions intrapartum haemorrhage was dealt with, the patients being thereafter removed to the Maternity Hospital. The third was a case of ruptured uterus, the patient dying undelivered at home.

Ante-Natal and Post-Natal Care.

At present all general practitioners, with one exception, who have accepted service under Part IV of the National Health Service Act have been included in the list of general practitioner obstetricians.

Practically all Burnley expectant mothers received ante-natal supervision either through the local health authority or hospital services.

In May, 1956, the Ministry of Health issued a memorandum on ante-natal care, and a meeting was held later that year, at which representatives of the Local Health Authority, the Local Medical Committee, the Hospital Management Committee and Consultant Staff were present. This meeting was followed by arrangements for improving the ante-natal services. The local services now include, inter-alia, the following:-

Interchange of ante-natal records and records of previous confinements between the local authority clinics, domiciliary midwives and hospital clinics.

Ante-natal care for domiciliary cases is carried out at the local authority clinic, and for maternity hospital booked cases at the hospital clinic. If delay should occur in deciding if a patient can be given a bed in the Maternity Hospital, ante-natal care is given in the interim at the local authority clinic, and subsequently the patient and her records are transferred to the hospital clinic.

Domiciliary midwives attend the local authority ante-natal clinic, where they give ante-natal care, in conjunction with the clinic medical officer, to their own booked cases. Patients are seen monthly until the 28th week of pregnancy, fortnightly until the 36th week, and thereafter weekly.

All expectant mothers are referred from both local authority and hospital clinics for chest x-ray examinations.

All patients have blood pressure and weight recorded and urine tested on each attendance at the clinic. Blood samples for haemoglobin estimation and Rh. factor, blood group and kahn or wassermann test are taken on first attendance and haemoglobin is again estimated if necessary after the 30th week. If the Rh. factor is negative, a test for antibodies is carried out later. If antibodies are present, the patient is immediately referred to the Maternity Hospital, through her general practitioner. Records of previous blood examinations are exchanged between the local authority clinic and domiciliary midwives and the maternity hospital clinic. Copies of reports of blood examinations are sent from the local authority clinic to the patients' own medical practitioners.

To ensure full co-operation between the local authority midwives and general practitioners, cards are sent to the practitioners on which they record if they wish to be called by the midwife at the onset of labour or only called if required by the midwife and if the patient is a suitable case to have analgesia. Medical practitioners are informed of any abnormality found on examination at the local authority clinic and the responsibility for treatment or arrangements for admission to the maternity hospital are left to them.

The emergency obstetric unit ("flying squad") is available from the maternity hospital directly on the request of the midwife in attendance on the case if the patient's medical practitioner is not immediately available.

The domiciliary midwives follow up expectant mothers who fail to keep appointments at the local authority ante-natal clinic. The maternity hospital clinic sister follows up those who fail to keep appointments at the hospital clinic, but on request from the hospital staff, health visitors assist in tracing defaulters from the hospital clinic.

The number of bookings for confinement in the maternity hospital are kept under review to ensure that some beds will always be readily available for cases with early signs of toxæmia.

The selection of expectant mothers for confinement in the maternity hospital is on the lines advised in Ministry of Health Circular "Selection of Maternity Cases for Admission to Hospital". All primipara, irrespective of age, all multipara over 40 years of age and all multipara having their fourth or more pregnancies are encouraged to book beds in the maternity hospital. Applications for admission of those not in these categories are referred to the medical officer of health, for assessment of social and other conditions.

The names of many of the expectant mothers who attend either the local authority or hospital clinics are sent to the local authority dental officers. The latter invite them by letter to attend the dental clinic for examination, and those who fail to do so are followed up by the health visitors and encouraged to see either the local authority dental officers or their own dental surgeons.

Expectant mothers attending either the local authority or hospital clinics are encouraged to undertake ante-natal relaxation exercises at sessions held by the local authority's physiotherapist. The clinic medical officer and domiciliary midwives endeavour to discuss with each expectant mother individually her personal health problems. Midwives make home visits to each expectant mother, not only to ensure that suitable preparations are made for the confinement, but to talk on hygiene, nutrition, etc. Group health education is undertaken by health visitors during the relaxation exercises sessions.

The Home Help service is also available to any mother who requires it during pregnancy or the puerperium.

ANTE NATAL CLINIC

No. of Sessions held per month		No. of women in Attendance		Total No. of Attendances during the year	
Medical Officer's Sessions	Sessions held by Midwives only	No. of women who attended during the year	No. of New Cases	Medical Officer's Sessions	Sessions held by Midwives only
8	4	745	576	2562	279

Attendances at Clinic for investigation of Rh.factor and Wassermann
reaction of the blood of expectant mothers

No. of Sessions held per month	No. of attendances				
	Mothers		Fathers	Babies	Total
	Primary	Subsequent			
3	431	141	54	Nil	626

Only eight women attended the clinic specifically for a post-natal examination by the Clinic Medical Officer, but all women are visited for post-natal purposes by the midwives and practically all are given a post-natal examination by their own general practitioners.

Figures supplied by the staff of Bank Hall Maternity Hospital Clinic show that 1136 first attendances and 8746 subsequent attendances were made there by women for ante-natal examinations and 891 for post-natal examinations. These figures, however, include women from the whole of the area covered by the Burnley group of hospitals. Separate figures for Burnley residents are not available.

SECTION VIIIDENTAL SERVICEReport of Senior Dental Officer.

Six hundred and forty eight Burnley expectant mothers were referred to the Dental Clinic from the Local Health Authority and Bank Hall Hospital Ante-Natal Clinics. This is equivalent to fifty one per cent. of the registered Burnley births in 1957. In addition thirty six nursing mothers were referred.

Of these 684 patients, only 379 attended for dental inspection. Of the 379, 100 (26%) were found to be dentally fit, and 279 (74%) were in need of treatment. These 279 were given the option of attending their private practitioner for treatment, or receiving treatment under the Authority's scheme. One hundred and seventy seven (63%) accepted treatment at the Clinic, and 102 (37%) decided to have treatment privately, or were indifferent. When notified for treatment, twenty failed to keep their appointments, thirty nine attended for part treatment and then failed to attend, and one hundred and thirty two, together with the 12 carried over from 1956, had their treatment carried out, or were awaiting an appointment at the end of the year.

Artificial dentures were provided for twenty four patients, thirty five dentures being fitted. Three dentures were repaired and there were three re-lines of dentures.

In addition to the treatment figures shown in the tables, twenty four dressings and nine local anaesthetics were given for maternity and child welfare patients.

Sixteen children referred from infant welfare clinics attended the dental clinic. Children under five who attend nursery or infant schools are inspected during routine dental inspections.

Sixty-two sessions were held during the year.

The scheme is working well, and every help and assistance is given by the Bank Hall staff, the midwives and the Health Visitors. There is little change in the number referred or treated, but the number of nursing mothers asking for treatment has doubled. Only a few cases of real neglect have been observed, and the patients have been wholly co-operative.

A pleasing feature is the fact that some mothers have asked if they can continue to be treated, even though they do not qualify under the scheme.

Every effort will be made to ensure that the scheme continues in its present quite satisfactory state.

Numbers provided with dental treatment.

	Examined	Needing Treatment	Treated	Made dentally fit
Expectant and Nursing Mothers	379	279	171	132
Children under 5 years of age	16	13	13	13

Forms of dental treatment provided.

	Scalings and Gum Treatment	Fillings	Silver Nitrate Treatment	Crowns or Inlays	Extractions	General Anaesthetics	Dentures provided		Radiographs
							Full Upper or Lower	Partial Upper or Lower	
Expectant and Nursing Mothers	132	157	-	-	364	100	24	14	-
Children under 5 years of age	-	-	-	-	19	13	-	-	-

SECTION IXDOMESTIC HELP SERVICE

Six hundred and eighty four households were assisted during the year. Of the persons assisted, 91% were chronic sick, aged and infirm; 3% were persons suffering from other illnesses, 4% were maternity cases and 2% were tuberculous persons.

The number of households to which help was given is 11 more than in 1956. As in previous years it was not possible to provide adequate help to some of the households which required it. The needs of each applicant had to be carefully estimated and in the less urgent cases only the minimum of help was given. Elderly persons, who by reason of senility, infirmity or chronic ill-health were unable to care for themselves and their homes, again presented the major problem, as not only was the demand greatest from the aged people, but the help was needed for lengthy periods. A considerable number of these elderly people have no close relatives and until help was received from the service, many were wholly dependent on the good will of neighbours for their basic needs. Every endeavour is made to ensure that where possible relatives, particularly sons and daughters who live within a reasonable distance, give some assistance, but often personal domestic responsibilities, hours of work, etc., would appear to be excuses to cover a reluctance to help.

Night attendants were provided for thirteen households where old people living alone could not be left unattended pending their admission to hospital, or until more permanent arrangements could be made, or where it was necessary to give relatives an occasional rest from the strain of disturbed nights.

The Domestic Help Organiser supervises the Helps, investigates the needs and circumstances of applicants for assistance and recruits the personnel.

The total cost of the Service for the year ended 31st March, 1958, (excluding grant) was £17,275. Of this amount, £17,018 was in respect of wages of the staff. Income from charges made for the service was £1,196. The net expenditure (excluding grant) was, therefore, £16,079.

No. of Domestic Helps employed at 31st					
December, 1957	Whole-time	40
				Part-time	14

Extent of Domestic Help given:-

Type of Case	Remain- ing 1st Jan.	New Cases	Total cases attended		Cases completed		Cases remaining on books at 31.12.57.	
			No.	Percen- tage	No.	Percen- tage	No.	Percen- tage
Maternity	-	28	28	4.1	27	13.4	1	0.2
Tuberculosis	7	5	12	1.8	3	1.5	9	1.9
Illness of housewife	10	10	20	2.9	15	7.4	5	1.0
Chronic sick	104	44	148	21.6	30	14.8	118	24.5
Aged & Infirm	349	127	476	69.6	127	62.9	349	72.4
	470	214	684	100.0	202	100.0	482	100.0

Night Attendance.

No. of part-time Attendants	4
Cases assisted during 1957	13

Periods for which attendance was given:-

No. of nights	1	2	3	4	11	40
No. of cases	2	3	3	3	1	1

SECTION XHOME NURSING SERVICE

The Home Nursing Service continues to work at peak pressure. In addition to the Superintendent and Assistant Superintendent, the establishment should be sixteen nurses, preferably Queen's Institute trained, employed whole-time. At no time since the inauguration of the National Health Service in 1948 has the establishment been at full strength, and dependence on part-time staff, many of them state-enrolled nurses and some of them married women with domestic obligations, makes administration of the service extremely difficult. Credit must be given to the Superintendent and her Assistant for maintaining the service, and coping with such a large volume of nursing care under difficult circumstances.

At the end of 1957 the staff consisted of the Superintendent, Assistant Superintendent; four whole-time and five part-time State-registered nurses; three whole-time and one part-time Enrolled Assistant Nurses. One of the Enrolled Assistant Nurses was a man who nursed male patients wherever the services of a male nurse were particularly required. The shortage throughout the year was six whole-time nurses.

In order to relieve the trained nursing staff, four bath attendants were employed to attend to patients who only required to have their beds made and be given bed baths.

Much time continues to be taken up in the administration of drugs by injection, such as insulin, penicillin and antibiotics, on the instruction of medical practitioners.

One thousand seven hundred and sixty three patients were nursed, this number being ninety four less than that of the previous year. The 50,298 nursing visits were an increase of 669 over the number in 1956. This amount of work represents an average of 4573 nursings for a whole time nurse, and although it is much too great to be borne without throwing an undue strain on the staff, it has been performed efficiently and loyally, despite the inconveniences of having to travel on foot off the main 'bus routes. When the shortage of staff or very inclement weather made it necessary, and occasionally on Sundays, taxis were provided.

The statistics which are appended show that fifty six per cent. of the patients were over 65 years of age and of these many were chronic sick cases or were suffering from incurable diseases and required nursing for lengthy periods.

The Local Health Authority is affiliated to the Queen's Institute of District Nursing.

SUMMARY

Number of patients remaining on the Books, December 31st, 1956	398
Number of new patients during 1957	1365
Total number of patients nursed	1763
Total number of patients discharged or died	1360
Number of patients remaining on the Books, December 31st, 1957	403
Number of nursing visits made during the year	50298

METHOD OF DISCHARGE

Number of patients convalescent	756
Number of patients died	290
Number of patients removed to Hospital	247
Number of patients removed from the Books for other causes	67

	Medical	Surgical	Infectious Diseases	Tuberculosis	Maternal Complications	Others	Totals	Patients who were over 65 years of age	Children under 5 years of age	Patients who had more than 24 visits during the year
Number of cases attended	1362	241	6	131	12	11	1763	986	28	509
Number of visits paid	35945	5434	82	8659	105	73	50298	29588	180	42305

The classification of the new cases includes:-

	<u>Cases</u>		<u>Cases</u>
Infective and parasitic diseases	11	Complications of pregnancy and the puerperium	12
Pulmonary Tuberculosis	92	Diseases of the Skin and cellular tissue	42
Non-Pulmonary Tuberculosis	4	Diseases of the bones and joints	20
Neoplasms	103	Diseases of early infancy	8
Allergic, endocrine, metabolic & nutritional diseases	48	Senility and other conditions of old people	101
Diseases of the blood and blood forming organs	44	Accidents, poisonings and violence	20
Diseases of Nervous System and Sense Organs	21	Gynaecological diseases (other than Genito-Urinary)	14
Diseases of Circulatory System	180	Enema (prior to X-ray examinations)	119
Diseases of Respiratory System (other than Pneumonia and Tuberculosis)	127	Enema (constipation, obstruction, etc.)	111
Pneumonia	46	Various post-operative conditions	65
Diseases of Digestive System	9	Cerebral cases (not included above)	138
Diseases of the Genito-Urinary System	12	Infectious Diseases	6
Ear, Nose and Throat Conditions	12		

The 1365 New Cases were referred by:-

Doctors	1141
Victoria Hospital	100
General Hospital	12
Manchester Royal Infirmary	6

C/F

1259

B/F 1259

Public Health Department	39
Applications by relatives	56
Marsden Hospital	5
Lancashire County Council	1
Preston Royal Infirmary	1
Mental Health Section	1
Social Services Department	3

1365

SECTION XIPREVENTION OF ILLNESS, CARE AND AFTER-CARE.Care of the Aged and Sick and Infirm.

The problem of the care of elderly persons living in their own houses is a continuing one. Help from relatives is of a minor character, and this is possibly due, in some measure, to the present day lack of family integration.

Officials of the Health Department, including Health Visitors, Home Help Organiser, Mental Health Officers and District Nurses, visit, advise and help where at all possible. Services such as the Domestic Help Service, Meals-on-Wheels Service, Night Attendance Service and District Nursing Service are made available where a need is evident. Close liaison is maintained with the Geriatrician of the General Hospital and with the officers of the Social Services Department.

After-care and supervision of elderly people discharged from hospital are well maintained with the help of the hospital almoner and welfare workers.

Aged people are visited in their own homes periodically by members of a ladies committee of the Burnley Council of Social Service and by members of the Churches Visiting Scheme which came into being in May, 1955. Excellent work is being done by these two voluntary organisations in an effort to relieve loneliness and to provide interests for the old people. The Churches Visiting Scheme is administered by a committee of clergymen and church members of all denominations with the Town Clerk, the Medical Officer of Health, the Social Services Officer and the Area Officer of the National Assistance Board serving thereon in an advisory capacity. At the 31st December, 1957 there were 330 elderly people on the list to be visited by these voluntary workers.

During the early part of the year a committee of the Burnley Council of Social Service, together with the help of the local chiropodists, inaugurated a monetary aided Chiropody Service for old age pensioners. This service has proved a great success and a boon to the old people receiving this help.

The Meals on Wheels Service which is a financial aided service, providing hot meals to elderly people who are unable to cook or shop for themselves, is referred to on Page 66. This service was extended early in 1958 when the local Women's Voluntary Service provided an additional van.

Care and After-Care of Tuberculous Persons and Contacts.

The whole-time Health Visitor undertaking routine after-care of patients discharged from hospital, attends the Chest Clinic at Marsden Hospital and accompanies the chest physicians on domiciliary visits. She is also responsible for the domiciliary supervision of patients being treated in their own homes.

Examination of contacts of patients has been facilitated by the co-operation of the contacts themselves, general practitioners, and medical officers of large industrial undertakings in the town. Liaison between officers of the local health authority, National Assistance Board and Ministry of Labour is excellent.

The District Nursing and Domestic Help Services are available where required and the Housing Committee give special consideration to families in need of re-housing following appropriate recommendations by the Chest Physicians and the Medical Officer of Health.

The chest physicians at Marsden Hospital undertake the B.C.G. vaccination of contacts, as part of the after-care service of the local health authority. Details of this service are reported elsewhere.

The prevention of tuberculosis by B.C.G. vaccination of the thirteen-year old group of school children is dealt with in my report as Principal School Medical Officer.

Sputum bottles, paper handkerchiefs and nursing requisites are provided when necessary.

One tuberculous person undergoing industrial training, was maintained by the authority in Papworth Village Settlement until August, 1957.

In November, 1956, it was necessary to obtain an order from a court of summary jurisdiction for the removal to hospital of a female adult suffering from tuberculosis of the respiratory tract, who refused to take precautions to prevent the spread of infection and who was causing serious risk of infection to members of her family. A further Order for this patient was obtained early in 1957 enforcing her stay in hospital for an additional period of three months.

Epilepsy.

At the end of 1957, twenty two epileptic children of school age were known to the School Health Service. Ten of these suffer from major epilepsy and twelve from minor epilepsy. Eight of the major and the twelve suffering from minor epilepsy were able to attend ordinary day schools and are kept under frequent supervision. Two were in residential special schools. Two children under five years of age are under supervision by the Child Welfare Service, both being cases of minor epilepsy.

The register of handicapped persons maintained by the Welfare Department, which is not comprehensive, contains the names of eighteen adult epileptics, of whom fifteen are in Colonies or Homes and three reside in their own homes.

It is not known how many epileptics are on the Disablement Register of the local office of the Ministry of Labour and National Service. It is understood that difficulty continues to be experienced by the Juvenile Employment Section of the local office in finding suitable employment for several adolescent epileptics. During 1957, one adolescent female epileptic was undertaking light work in a small workshop for handicapped persons, which was inaugurated by a local voluntary committee.

Cerebral Palsy.

No reliable information is available of the number of persons in the Borough who suffer from cerebral palsy. Only two cases are on the register of the Welfare Authority, one of whom resides in an old people's hostel. Three male and one female adults are also mental defectives and under the supervision of the Mental Health Service. One of these is employed in the local Remploy factory, the others are low grade unemployable defectives. One spastic child is also mentally defective.

At the end of 1957, five spastic children of school age were able to attend ordinary or special day schools in the Borough, five were in residential special schools and one was receiving tuition at home. One was awaiting admission to a residential school. Five children under five years of age were under supervision by the Child Welfare Service.

Speech Therapy.

During the past year the Speech Therapist has seen and treated 14 adult patients referred from the local hospitals at the authority's clinic premises. Of this number, 2 were stammerers, 3 were voice cases,

7 were aphasics resulting from cerebral lesions and 2 were laryngectomies. Of the fourteen adult cases, 6 were discharged, and 2 cases were awaiting treatment. These adults made a total of 202 attendances. Particulars of speech therapy given to children will be found in my report on the School Health Service.

Chronic Carriers of Infection.

A register is kept of persons known to be chronic carriers of infection. They are usually persons discharged from hospital while still excreting the infective organisms. Supervision is maintained to ensure that they do not engage in employment involving the handling of foodstuffs, and specimens of faeces for laboratory examination are obtained from them periodically. By the end of 1957 the register contained one case of Paratyphoid B and six cases of Salmonella (Typhi-murium).

Convalescent Treatment.

Twenty six persons received convalescent treatment during the year.

Name of Convalescent Home	Patients				Total	Total patient weeks
	Adults		Children			
	M	F	M	F		
Manchester and Salford District Provident & Family Welfare Society's Convalescent Home, "West Hill" Southport....	1	7	-	-	8	16
Blackburn & District Home, St. Annes-on-Sea	4	13	-	-	17	33
Accrington and District Convalescent Home, Chaigley Manor, nr. Clitheroe.....	-	-	-	1	1	5
TOTAL	5	20	-	1	26	54

In addition, 121 children selected through the School Health Service received convalescence in the Thursby Convalescent Home, St. Annes-on-Sea, the length of stay being two weeks in most cases.

Provision of Nursing Equipment.

Nursing requisites are loaned to patients being nursed at home. Equipment available includes invalid chairs, crutches, air-beds, air-rings, bed pans, mattresses, blankets, bed cradles, etc. These articles are issued from the District Nurses' Home and a charge of 3d. or 6d. per week is made according to the type of article loaned.

NURSING REQUISITES LOANED DURING 1957

Mackintosh Sheets	182	Sandbags.....	2
Bed Pans	220	Air Beds	10
Air Rings	110	Feeding Cups	8
Urinals	73	Beds	1
Wheel Chairs	38	Bed Tables	3
Back Rests	96	Bed Cradles	20
Leg Rests	1	Commodes	16
Crutches (pairs)	7	Mattresses	8
Walk Aid	2		
		TOTAL	<u>797</u>

Health Education.

Health education was undertaken during the year by means of talks, with or without film strips, lectures to various organisations, articles in the local press, etc, particularly in regard to smoking and lung cancer.

A regular feature of the child welfare clinic sessions were talks by health visitors to groups of mothers on all aspects of child care, immunisation and vaccination, domestic hygiene, safety in the home, etc. Generally these talks were illustrated by flannelgraph or film strips. Medical Officers and senior public health inspectors gave lectures to women's organisations and guilds. Lectures on food hygiene were given to caterers taking courses at the Municipal College, and the specialist food inspector devoted much time to advising on food hygiene in food preparing and catering premises. The dental officers gave short talks to children in the schools and a visit of senior school girls was arranged to the Manchester School of Dentistry. Several talks on mental health were given by one of the mental health officers and through the medium of the North East Lancashire Association for Mental Health two public lectures were given by psychiatrists.

Articles contributed to the local press included vaccination against poliomyelitis, precautions against influenza, mental health, care of handicapped persons, atmospheric pollution, etc.

Materials provided by the Central Council for Health Education were displayed and distributed at local health authority clinics and other suitable places.

National Assistance Act, 1948, Section 47.

It was not necessary to proceed under Section 47 of the National Assistance Act, 1948, as amended by the Act of 1951, for the compulsory removal to hospital or other place of persons suffering from chronic disease, or aged and infirm, who were not receiving proper care and attention. Several such persons were persuaded to accept suitable accommodation.

National Assistance Act, 1948, Part III.

Welfare of the Blind, Deaf or Dumb and other Permanently Handicapped Persons:- The Social Services Committee is responsible for carrying out the powers and duties of the Council with respect to residential accommodation for the aged and infirm and welfare services for blind, deaf or dumb and other handicapped persons under Part III and IV of the Act (except Section 41) and the Regulations made thereunder.

"Healey Grange" hostel has accommodation for thirty females. "Whiteacres", with accommodation for thirty-one men was officially opened in April, 1957 and "Gorse Hill", with accommodation for 25 men and women, was officially opened in June, 1957.

The provision of these three hostels enabled the total accommodation in "Moorfields" and the adjoining houses, which are within the curtilage of the General Hospital, to be reduced from 253 to 199. The accommodation in the houses is fully occupied and "Moorfields" cannot be entirely vacated until sufficient additional hostels are built.

Deaf Persons.

The Social Services Committee and the North and East Lancashire Association for the Welfare of the Deaf co-operate to ensure adequate welfare arrangements for the deaf and dumb of the Borough. A Social Centre for the deaf is provided by the Association. The Authority makes a contribution to the Association, based on the number of deaf persons in the Borough.

Thirty one adult males and thirty adult females were on the register of handicapped persons maintained by the Welfare Authority. One of these was in "Moorfields".

Six deaf and four partially deaf children of school age were in residential special schools at the end of 1957.

Blind Persons.

The Register of the Blind contains the following:-

Number on Register at 1st January, 1957	220
Number of new cases during 1957	25
Re-certified	1
Transfer from other Authorities	2
Deaths during 1957	27
De-certified	1
Removals from Register during 1957	6
Number on Register at 31st December, 1957	214

The 214 persons on the Register of the Blind on 31st December, 1957 consisted of 76 men, 134 women and four children.

On the Register of Partially Sighted Persons there were 15 men, 42 women and 3 children.

The Authority's Workshop for the Blind, employs the following blind persons:-

	Burnley		Lancs.Cty.		Total
	Men	Women	Men	Women	
Basketry) Workers	8	-	7	-	15
Dept.) Trainees ...	-	-	-	-	-
Knitting) Workers	-	6	-	4	10
Dept.) Trainees ...	-	-	-	-	-
TOTALS	8	6	7	4	25

Thirty six persons were examined by the Consultant Ophthalmic Surgeon during 1957 for the first time, in order to ascertain if they were suitable for inclusion in the Register of Blind Persons. Twenty eight were certified as blind. He also re-examined a number of patients already on the register.

The ages at the time of examination and sexes of the 36 persons were:-

	Under 40	40- 44	45- 49	50- 54	55- 59	60- 64	65- 69	70- 74	75- 79	80- 84	85 and over
Males	1	2	-	1	-	-	3	3	2	-	1
Females	1	-	1	-	1	2	4	2	5	6	1

EXAMINATIONS FOR ADMISSION TO REGISTER OF BLIND PERSONS AND TO REGISTER
OF PARTIALLY SIGHTED PERSONS DURING 1957.

No. of Cases Examined	Recommendations in para. (7) of Form B.D.8.	Causes of Disability				Total Causes
		Cataract	Glaucoma	Retrolental Fibroplasia	Other	
1	(a) No treatment	-	1	-	1	2
2	(b) Medical treatment	-	1	-	2	3
6	(c) Surgical treatment	4	1	-	1	6
11	(d) Optical treatment	8	1	-	3	12
15	(e) Supervision at Hospital O.P. Clinic	10	4	-	11	25

All patients recommended spectacles obtained them. Those recommended medical and surgical treatment received treatment, apart from those very old persons whose general physical condition made surgical treatment undesirable. Those referred to the hospital out-patient ophthalmic clinic received treatment at the hospital.

Three blind children were in residential special schools. Another blind child was awaiting admission to a residential school, and one was receiving home tuition.

Nursing Homes

Only one Nursing Home is registered in the Borough. This home, which was opened in 1954, has accommodation for fourteen patients in five rooms, and accepts only medical and chronic sick patients. It has no facilities for the treatment of surgical or maternity cases.

SECTION XIIMENTAL HEALTH SERVICE

The Mental Health Service is under the administrative control of the Medical Officer of Health, and there are three Duly Authorised Officers (two male and one female) who are also Mental Health Workers, employed for the statutory duties under the Lunacy and Mental Treatment Acts and for the care and after-care of patients suffering from mental illness. These officers have statutory duties under the Mental Deficiency Acts, and are responsible for the supervision and care of mental defectives.

MENTAL ILLNESS.

The Burnley and District Hospitals Group augmented their psychiatric team during the year. A Consultant and two Registrars provide a 24 hour service and an excellent liaison exists with the Mental Health Officers of the local health authority.

Under the existing system it is possible to discuss each individual case with the Consultant Psychiatrist or his Registrar, and for all local patients to be dealt with primarily in the local hospital's psychiatric units. This is a great step forward especially when one considers that very few patients have to be transferred to major mental hospitals. During 1957 only eight Burnley patients were certified under Section 16 of the Lunacy Act.

Admissions both to the designated and non-designated Wards of the General Hospital have been mainly on a voluntary basis.

An evening psychiatric clinic has been set up in the Victoria Hospital to accommodate patients who are working during the day, and this has met with great success.

The officers also visit aged persons suffering from senile deterioration and dementia, and although beds in the psychiatric wards are not usually available, every help is given, using the services of the Social Services Department, and the Home Nursing, Home Help and Health Visiting Services. The Geriatrician of the local hospital group co-operates in every possible way and admits to the chronic sick wards when beds are available, those patients who require constant care and attention.

In the main, after-care visits are welcomed by the patients and a large amount of success has been achieved in this direction. The mental health officers assist patients in their rehabilitation and in their re-establishment in employment and in the community as a whole.

The following examples illustrate the work done during 1957 in after-care and rehabilitation of persons suffering from mental illness.

Case A - A youth aged seventeen years, who had repeatedly attempted to take his life by swallowing safety pins, was admitted to a mental hospital for several months. On discharge he immediately contacted the mental health officer who arranged an interview with the manager of a local laundry. He obtained employment and protective clothing for his job and has settled down excellently. His employers are very satisfied with his work and his family with his behaviour.

Case B - A young man, with marked schizoid tendencies, had spent most of the year in and out of the psychiatric observation unit. His wife, due no doubt to this man's anti-social behaviour, had incurred debts and had no coal. In the house were three young children. Immediate help from neighbours was arranged and the National Assistance Board was contacted and financial aid obtained.

Case C - An unmarried mother with a teenage son was admitted to the psychiatric unit. Because of her peculiar behaviour she had not worked for several years and was in receipt of a National Assistance grant which ceased when she was admitted to the psychiatric unit. Whilst in hospital she wished to buy her son a birthday present and the mental health officer arranged for her to have some money from a voluntary source for this purpose. When she was due for discharge from hospital, the National Assistance Board was contacted and warm clothing and bedding were provided. A period of convalescence for the patient was arranged and her landlord was persuaded to be tolerant towards her in regard to arrears of rent.

Case D - A very pleasant old lady, who was visited regularly by the Mental Health Service because of senility and forgetfulness, was about to be summoned for arrears of rates. The mental health officer immediately explained the situation to her and accompanied her to the chief rating officer where any outstanding debts were promptly paid. On visiting this woman the mental health officer found a lodger at this house who appeared to be an unwelcome guest. The lodger was asked, in the interests of the patient, to find alternative accommodation. He confessed to the mental health officer before leaving that he had stolen her rate money and the mental health officer immediately got in touch with the police. This woman has now settled down fairly well with the aid of a domestic help and the meals on wheels services.

Case E - An old lady in her mid-seventies, living alone and very deaf, was seen by the Consultant Psychiatrist, who recommended a course of treatment as a 'day' patient. The mental health officer escorted her to the hospital daily and although still a little deluded at times, she has settled down fairly well.

Case F - A rather frail apathetic type of individual, who was in business, was before the court for indecent assault on children. He had a course of psychiatric treatment, but because of the nature of his offence his business deteriorated so much that he became bankrupt. Every assistance and advice in regard to legal procedures and the winding up of his business was given to him and the mental health officers are now trying to find him work in order that he may re-establish himself in society.

MENTAL DEFICIENCY.

Frequent domiciliary visits are paid to the homes of the mental defectives under Statutory and Voluntary Supervision, especially where the care of imbeciles and idiots is a heavy burden on housewives and where there is difficulty in controlling the defective. These visits of the mental health officers have a steady influence.

General supervision is maintained over defectives who are out of hospital on licence and reports on these cases are sent to the hospitals at regular intervals.

Help and advice to defectives and their relatives are given and great efforts are made to obtain employment of a suitable nature for those defectives who are able to do some work. With the understanding and assistance of employers some success has been obtained in this direction, as evidenced in the following examples:-

Case 1 - A young man, who was admitted to a mental deficiency hospital on a court order some six years ago, was allowed out on licence provided that suitable work could be obtained for him. The mental health officer found employment for him in a local engineering works. He has since justified the confidence placed in him; his employers are very satisfied and he has now received a second bonus for good work.

Case 2 - A patient admitted to a mental deficiency hospital from prison eleven years ago was considered for release on licence provided suitable work could be found for him. With difficulty the mental health officer obtained employment for him at a local colliery where he could work alongside a relative who could give him confidence. He is working well, is saving some of his earnings and the colliery officials are very satisfied with his work.

Case 3 - A very anti-social and aggressive female defective became increasingly difficult to manage by the people with whom she lived. Although previously considered to be unemployable, the mental health officer found employment for her where she undertook a simple repetitive task. This has had a steadying effect on her and she is now amenable to domestic discipline.

Case 4 - Six adolescent and adult defectives who could not retain jobs in industry were taken into sheltered employment in a workshop for handicapped persons administered by a voluntary committee.

The Workshop for Handicapped Persons is administered by a voluntary committee, on which serve the Medical Officer of Health, the Juvenile Employment Officer of the Ministry of Labour, the Manager of the local office of the National Assistance Board, the Social Services Officer, a member of the staff of the Remploy factory, a hospital almoner and others interested in the welfare of adolescents. It provides work under sheltered conditions for adolescent and young adults who are mentally handicapped and who cannot be employed in open industry. One or two adolescents have both mental and physical defects. At present from ten to twelve young females and seven youths are employed. The females undertake work for local firms, but as most of this work is seasonal, articles such as soft toys, fur mittens, etc., are made for direct sale. The youths are employed mainly on repetitive work for a local die-casting firm. Premises are provided free of charge by the local authority and a grant is received from the Health Committee, but funds are also raised by appeals to other organisations, efforts of a ladies committee, for work done for firms and from sale of articles made.

These defectives are visited frequently and encouraged while at work by the mental health officers. They behave well and show a keenness which is often lacking in this type of person.

Gannow Occupation Centre for mental defectives has accommodation for 50 persons. The majority of those in attendance are children or young persons. At the 31st December, 1957, 38 were in attendance, 16 being Burnley residents and 22 from the adjoining Lancashire County districts. The staff consists of a superintendent and three assistants.

NATIONAL HEALTH SERVICE ACT, 1946.MENTAL DEFICIENCY ACTS, 1913 - 1938.LOCAL HEALTH SERVICES1. Particulars of cases reported during 1957.(a) Cases ascertained to be defectives
"subject to be dealt with":-Number in which action taken in reports
by:-

- (1) Local Education Authorities on children:
- (i) While at school or liable to attend school
- (ii) On leaving special schools
- (iii) On leaving ordinary schools ...
- (2) Police or by Courts
- (3) Other sources

TOTAL of 1(a)

(b) Cases reported who were found to be defectives but were not regarded as "subject to be dealt with" on any ground

(c) Cases reported who were not regarded as defectives and are thus excluded from (a) or (b)

(d) Cases reported in which action was incomplete at 31st December, 1957 and are thus excluded from (a) or (b)

TOTAL of 1(a) - (d) inc.

Under age 16		Aged 16 and over	
M.	F.	M.	F.
5	3	-	-
-	-	-	-
-	-	-	-
-	-	-	-
-	-	1	3
5	3	1	3
3	5	1	-
-	-	-	-
-	-	-	-
8	8	2	3

2. Disposal of cases reported during 1957.

(The total of 2(a), (b) and (c) must agree with that of 1(a) and (b) above)

(a) Of the cases ascertained to be defectives "subject to be dealt with" (i.e. at 1(a)), number:

- (i) Placed under Statutory Supervision... 5 3 1 2
- (ii) Placed under Guardianship - - - -
- (iii) Taken to "Places of Safety"..... - - - -
- (iv) Admitted to Hospitals - - - 1

TOTAL of 2(a)

(b) Of the cases not ascertained to be defectives "subject to be dealt with" (i.e. at 1(b)), number:

- (i) Placed under Voluntary Supervision.. 3 5 1 -
- (ii) Action unnecessary - - - -

TOTAL of 2(b)

(c) Cases reported at 1(a) or (b) above who removed from the area or died before disposal was arranged

TOTAL of 2(a) - (c) inc.

3. Number of mental defectives for whom care was arranged by the local health authority under Circular 5/52 during 1957 and admitted to

- (a) National Health Service Hospitals - 1 1 -
- (b) Elsewhere - - - -

TOTAL

Under age 16		Aged 16 and over	
M.	F.	M.	F.
5	3	1	2
-	-	-	-
-	-	-	-
-	-	-	1
5	3	1	3
3	5	1	-
-	-	-	-
3	5	1	-
-	-	-	-
8	8	2	3
-	1	1	-
-	-	-	-
-	1	1	-

	Under age 16		Aged 16 and over	
	M.	F.	M.	F.
4. <u>Total cases on Authority's Registers at 31.12.57.</u>				
(i) Under Statutory Supervision	10	15	21	21
(ii) Under Guardianship	-	-	-	-
(iii) In "Places of Safety"	-	-	-	-
(iv) In Hospitals	6	1	63	54
TOTAL of 4(i)-(iv) inc.	16	16	84	75
(v) Under Voluntary Supervision	3	5	31	24
TOTAL of 4(i) - (v) inc.	19	21	115	99
5. <u>Number of defectives under Guardianship on 31st December, 1957, who were dealt with under the provisions of Section 8 or 9, Mental Deficiency Act, 1913 (Included in 4(ii)).</u>	-	-	-	-
6. <u>Classification of defectives in the Community on 31.12.57. (according to need at that date)</u>				
(a) Cases included in 4(i)-(iii) in need of hospital care and reported accordingly to the hospital authority:-				
(1) In urgent need of hospital care:-				
(i) "cot and chair" cases.....	*1	1	-	-
(ii) ambulant low grade cases.....	-	-	-	2
(iii) medium grade cases	-	-	-	-
(iv) high grade cases	-	-	-	-
TOTAL urgent cases	*1	1	-	2

* One male child in Crow Wood Hospital, Widnes - temporary accommodation pending admission to a "designated hospital" under the M.D. Acts.

	Under age 16		Aged 16 and over	
	M.	F.	M.	F.
(2) Not in urgent need of hospital care:-				
(i) "cot and chair" case	-	-	-	-
(ii) ambulant low grade cases	-	-	1	1
(iii) medium grade cases	-	-	-	-
(iv) high grade cases	-	-	-	1
TOTAL non-urgent cases	-	-	1	2
TOTAL OF URGENT AND NON-URGENT CASES	1	1	1	4
(b) Of the cases included in items 4(i), (ii) and (v), number considered suitable for:-				
(i) Occupation Centre	9	10	1	1
(ii) Industrial Centre	-	-	6	11
(iii) Home Training	-	-	-	-
TOTAL of 6(b)	9	10	7	12
(c) Of the cases included in 6(b) number receiving training on 31.12.57:-				
(i) In occupation centre (including voluntary centres)	6	9	1	1
(ii) In industrial centre (administered by Voluntary Committee)	-	-	2	3
(iii) From a home teacher in groups ..	-	-	-	-
(iv) From a home teacher at home (not in groups)	-	-	-	-
TOTAL of 6(c)	6	9	3	4

No. of Reports sent to Mental Deficiency Hospitals	96
No. of visits made to patients' homes etc.	987
No. of office interviews	104

	<u>Burnley</u> <u>Cases</u>	<u>County</u> <u>Cases</u>	<u>Total</u> <u>Cases</u>
<u>Occupation Centre</u>			
No. of persons on Register, 1st January, 1957	18	20	38
No. of new admissions	3	8	11
No. of discharges	5	6	11
No. remaining on Register, 31st December, 1957	16	22	38
Average monthly attendances during year:-			
(a) Total on basis of 1 per day	219	333	552
(b) Daily average	14	20	34

Administration of Lunacy and Mental Treatment Acts during the year 1957

	<u>Burnley</u>	<u>Other</u> <u>Authorities</u>	<u>Total</u>
1. No. of admissions to Mental Hospitals			
(a) under Lunacy Act	93	49	142
(b) under Mental Treatment Act	130	110	240
2. No. of discharges from Mental Hospitals			
(a) under Lunacy Act	77	26	103
(b) under Mental Treatment Act	121	113	234
3. No. of patients who died	14	5	19
4. Total number of Burnley patients in Mental Hospitals at 31st December, 1957			234
5. No. of reports sent to Hospitals			223
6. No. of visits made to hospitals, patients' homes, etc..			1751
7. No. of office interviews			782

SECTION XIIIAMBULANCE SERVICE.

During 1957, the ambulances made 7,279 journeys, carried 21,893 patients and covered 105,540 miles.

The increases in patients carried and total mileage covered in the last eight years are shown by the following figures:-

<u>Year</u>	<u>Journeys</u>	<u>Patients Carried</u>	<u>Total Mileage</u>
1950	Not available	14,908	98,433
1951	6,447	17,112	97,845
1952	7,186	18,825	107,998
1953	7,860	20,889	111,355
1954	6,916	21,734	106,619
1955	7,067	20,368	108,380
1956	7,175	20,671	108,460
1957	7,279	21,893	105,540

The number of patients carried shows an increase of 1,222 and the journeys increased by 104, but the total mileage was 2,920 miles less than in 1956. The miles per patient carried is 4.8.

During the month of December the installation of a V.H.F. Radio telephone system was completed. It is improving the service efficiency and will reduce to some extent the average number of miles per patient carried.

The number of requests to convey patients to hospitals in the Manchester area continues to be high, but these are in the main to special departments, such as neuro-surgery and genito-urinary units.

Of the total mileage of 105,540, 33% or 35,559 miles were in respect of 531 journeys made to other towns. The average mileage per "out of town" journey being 66.96. Two-thirds of these journeys were to hospitals in the Manchester area, and next in order of frequency were journeys to Blackpool, Preston, Blackburn, Whittingham Mental Hospital and Wrightington Orthopaedic Hospital.

A satisfactory reciprocal working arrangement with the ambulance service of No. 6 Division of Lancashire County frequently avoids duplication of long distance journeys.

Co-operation with general practitioners and the local hospitals continues to be satisfactory and there is now little evidence of any abuse of the service. Notices are displayed in the out-patients departments and elsewhere in local hospitals to inform patients against the unnecessary use of ambulances and why unavoidable delay may occasionally occur in returning them to their homes. The provision of a rest room in Victoria Hospital adjoining the casualty and out-patient departments enables patients to wait in comfort after treatment until ambulances are available to take them home.

At the end of 1957, the fleet consisted of six ambulances and three smaller dual-purpose vehicles, capable of carrying eight sitting cases or four sitting cases and one stretcher case. These smaller vehicles, being more economical, are used largely for the conveyance of out-patients of hospital clinics. No new vehicles were obtained during the year.

The staff consists of one ambulance officer, four shift leaders and sixteen driver/attendants.

AMBULANCE STATISTICS FOR 1957.

Abortive and Service Journeys	Gas and Air, Oxygen, Blood, et c., Journeys.	Accident or Emergency		Others		Totals		Mileage		
		Journeys	Patients Carried	Journeys	Patients Carried	Journeys	Patients Carried	Amb.	Car	Total
373	821	1374	1393	4711	20,500	7279	21893	69075	36465	105540

SANITARY CIRCUMSTANCES OF THE AREAWater Supply

No changes were made during 1957 in the sources of supply, methods of treatment or distribution of water.

The consumption of water during the year was 1,450,063,484 gallons - approximately forty million gallons more than in the previous year.

The rainfall, as measured at four different points on the gathering grounds, showed an average of 50.90 inches in the year. The lowest amount measured was 48.72 inches and the highest 52.76 inches. The water supplies were ample for the requirements of the Borough at all periods of the year.

Thirty six samples of water were submitted to chemical and thirty seven to bacteriological analyses. These were mainly samples taken from house taps at different parts of the town and represented supplies from the mixed supply of Heckenhurst reservoir and the direct supplies from Cant Clough and Swinden reservoirs. Throughout the year, samples were of excellent chemical quality, and only on a very few occasions, following periods of prolonged rainfall, were bacilli coli present to a very small extent.

Public Baths

The three public baths contain both slipper baths and swimming baths. Thirty three samples of swimming baths' water were examined bacteriologically and chemically during the year. Efficient chlorination maintained the baths water at a high standard of chemical and bacteriological purity.

Public Cleansing.

Collection and disposal of refuse. No alterations in methods of collection and disposal were made during 1957.

Amount of Refuse dealt with during the year ended 31st December, 1957.

	<u>Tons</u>
Refuse collected	24,246
<hr/>	
Disposal of Refuse:-	
(a) By Salvage	4,719
(b) By Combustion	1,721
(c) Screened dust, clinker, etc. tipped	10,090
(d) By controlled tipping (Refuse) ...	7,716
	<hr/>
	24,246
	<hr/>
(e) Clinker tipped resulting from (b)	553

Receptacles for Refuse in use during 1957.

No. of Premises

30,503

No. of Dustbins

31,372

General Sanitary Inspection.

Four thousand two hundred and two complaints were received and dealt with.

	No.
Visits to Factories with Mechanical Power	252
" " Factories without Mechanical Power	26
" " Bakeries	483
" " Chip, Fish and Tripe Shops	175
" " Milk and Grocers' Shops	646
" " Ice Cream Manufactories and Shops	100
" " Fruiterers' and Fishmongers' premises	49
" " Butchers, Blood Boilers and Food Preparers	287
" " Cafes, Canteens and Restaurants	357
" " Marine Store and Offensive Trades	14
" " Stable Manure Pits	25
" " Premises where animals are kept	17
" " Common Lodging Houses	37
" " Back-to-Back and Single Dwellings	42
" " Tents, Vans etc.	42
" " Houses Let in Lodgings	98
" " Other Dwellings	11,339
" " Reported Dirty Dwellings	79
" " Old Property re Alterations	187
" " Premises where Nuisances exist	8,328
" " Alleged Overcrowded Houses	13
" " Colliery Tips	379
Drains Tested	333
No. of Legal Notices Served	621
No. of Preliminary Notices sent out to abate Nuisance	1,405
No. of Verbal Notices given	997
No. of Defects reported to Borough Surveyor	65
No. of Defects Reported to Cleansing Department	399
No. of Defects Reported to Highways Department	1,312
Interviews with Owners, Agents, etc., re Property	903
Interviews with Firemen	185
Inspection re Rats and Mice Infestations	185
Visits to School Premises	46
" " Theatres and Cinemas	31
" " Public Institutions	34
" " Under Shops Act	130
Defects found and dealt with	3,473
Defects remedied during the year	3,228
Defects of various kinds on the books of the Department at the end of the year	1,783

Legal Notices served during the YearPUBLIC HEALTH ACT, 1936 -

Section 39 - Unsatisfactory Drainage	164
Section 45 - Closets requiring repair	43
Section 75 - Defective Dustbins	97
Section 93 - General Nuisances (other defects of property)	162
Section 44 - Closets requiring reconstruction	...		1

BURNLEY CORPORATION ACT, 1925 -

Section 53 - Defective Drains	154
-------------------------------	-----	-----	-----	-----

SMOKE ABATEMENT.

During the year two hundred and thirty five observations of one half hour duration were taken of factory chimneys, and the results notified to the firms concerned.

Twenty letters were sent in accordance with the Council's resolution which is to the effect that the Town Clerk shall communicate with those firms whose chimneys emit an amount of "moderate" smoke in excess of six minutes, or "black" smoke for more than one, but less than two minutes.

Results of Observations.

	<u>Black</u>	<u>Moderate</u>	<u>Light or none</u>
Total smoke in minutes	28	611	6411
Average smoke in minutes	0.12	2.60	27.28

The Clean Air Act, 1956, has four main purposes:-

- (a) to prohibit the emission of dark smoke from chimneys, railway engines and vessels, subject to certain qualifications (Sections 1, 2, 19, 20);
- (b) to prohibit the installation of new industrial furnaces unless they are capable, so far as practicable, of being operated without emitting smoke (Sections 3 and 4);
- (c) to require that the emission of grit and dust from existing industrial furnaces shall be minimised, and that new industrial furnaces burning pulverised fuel or large quantities of other solid fuel, shall be fitted with grit-arresting equipment (Sections 5 and 10); and
- (d) to empower local authorities by order, subject to confirmation by the Minister, to declare "Smoke Control Areas" in which the emission of smoke from chimneys will constitute an offence (Sections 11 and 15).

Provisions relating to smoke control areas, smoke from furnaces, etc., came into operation on the 31st December, 1956. The remaining provisions of the Act came into operation on the 1st June, 1958.

In October, 1956, a report was presented to the Health Committee on the procedure for declaring smoke control areas. It was also pointed out that in the Corporation estates built during recent years all the properties are already equipped with smokeless fuel grates, and that these estates could be dealt with either by making orders or under tenancy agreements which would not require the complicated procedure entailed in the making of an order. It was felt that at the present time it does not seem possible to select a central area of the town in respect of which an order could be made declaring it to be a smoke controlled area, because there are a considerable number of properties in the central area included in the Slum Clearance Programme which should first be cleared and re-development proposals implemented in order that the area could be considered for smoke control purposes.

A further report on the implementation of the Act was submitted to the Health Committee in December, 1956, and in June, 1957 the Committee recommended that a scheme for five smoke control areas should be included in the Programme of New Works and Improvement for the five year period commencing on 1st April, 1958. This scheme was not at that time included, but further consideration was given

to the proposal in June, 1958, when the General Purposes Committee approved in principle the proposals of the Health Committee to establish smoke control areas and indicated the priorities, which will enable some Corporation Housing Estates to be dealt with before a central area of the town.

In August, 1957, an advisory panel was established to facilitate the efficient implementation of Section 3 of the Act, which requires that new furnaces shall be, as far as practicable, smokeless and approved by the Local Authority. The panel consists of the Medical Officer of Health, the Borough Surveyor, the Chief Public Health Inspector, the Public Analyst, an expert in industrial fuel efficiency and a consulting engineer. As yet it has not been necessary for the panel to be convened.

In June, 1958, it was resolved that, subject to the approval of the Ministry of Housing and Local Government, a Building Byelaw under Section 24 of the Act be adopted. The adoption of this Byelaw will facilitate smoke abatement in future by providing that, with certain exemptions, any new building erected after the date of operation of such Byelaw would be provided with heating and cooking appliances of types which could be operated without smoke.

PREMISES AND OCCUPATIONS CONTROLLED BY BYELAWS
OR REGULATIONS.

Common Lodging Houses.

At the end of the year six houses were registered, the total accommodation being two hundred and thirty two males. Thirty seven visits were made and eleven defects found.

Houses Let in Lodgings.

Ten houses in Burnley were registered as Houses Let in Lodgings, two less than in the previous year, which are divided in separate tenements, as follows:-

<u>Tenements.</u>			<u>Occupants.</u>		
One-roomed	...	70	ADULTS - Males	...	76
Two-roomed	...	3	Females	...	35
Three-roomed	...	13	Infants under one year	..	2
Four-roomed	...	8	Children, aged 1 to 10 years	...	9
		94			122

Visits paid	98
Defects found	47
Defects remedied	15
Verbal and Informal Notices	24

Offensive Trades.

The following is a list of the Offensive Trades carried on in Burnley:-

Gut Scraper	1		
Marine Stores	3		
Fellmonger	1		
Tallow Melter	1		
Inspections	...	14	Defects found	...	18	Verbal and Informal Notices	...	5

Rag, Flock and Other Filling Materials Act, 1951.

This Act requires the licensing of premises where rag flock is manufactured and the registration of premises where filling materials are used in the production of upholstered articles.

There is one manufacturer of rag flock in the Borough and twelve premises where filling materials are used in the upholstery trade. These have all been licensed and registered.

Stable Middens.

No. of Middens	...	22	Inspections	...	25
No. of times manure pits sprayed to destroy larvae of flies	82

General Inspection of Working Class Dwellings.

Forty two visits were paid to back-to-back and single houses, ninety eight to houses let in lodgings and eleven thousand, three hundred and thirty nine to other dwellings.

Dirty Houses.

Forty-nine houses were suspected of being dirty, and ten were found to be so on inspection. Warnings were given on each occasion and it was not necessary to take legal action.

Sanitary Accommodation.

The total number and types of closets in the Borough at the end of 1957 are as follows:-

Clean Water Closets	21,532
Waste Water Closets	14,965
Latrines (68) with Closets	301
Privies	122

In only seven dwellinghouses (apart from farms) having clean water closets, do the closets drain to cesspools.

During the year assistance was given in connection with 89 conversions of waste-water closets.

The total number of closets not on the water-carriage system is 122 of which 116 are pails and 6 tanks. The Cleansing Department is responsible for the emptying of 90 of these.

Shops Act, 1950 (Section 38).

No. of Combined Shops and Dwellinghouses in the Borough	1,451
No. of Shops only	737
Total inspections of shops	976
Inspections specifically for purposes of Section 38	130

Camping Sites.

There are no seasonal camping sites within the Borough and no caravans are used as dwellings.

Inspection of Bakeries.

During the routine inspection of premises in which food is prepared 483 visits were made to bakehouses. The standard of cleanliness of these was found to be generally satisfactory.

DETAILS OF INSPECTION AND DEFECTS FOUND:-

Number on Register	118
No. of Inspections made	483
Verbal Notices	96
Informal (written) Notices	24
Number of Defects	189

Fish and Chip Shops.

No. of fish frying businesses at 31st December, 1957	66
No. of inspections	175
Defects found	37
Verbal Notices	24
Informal (written) Notices	4

Prevention of Damage by Pests Act, 1949.

Three rodent operatives work under the supervision of the Chief Public Health Inspector, who is the official responsible for the administration of the Prevention of Damage by Pests Act, 1949.

The occupiers of premises are legally responsible for clearing their buildings of rats, but the rodent operatives carry out the treatment on request. No charge is made for private dwellings, but actual time and cost of materials are charged in the case of business premises.

Applications for assistance received	419
Visits paid by rodent operatives to dwellinghouses	1,986
Visits paid by rodent operatives to business premises	2,908
Visits paid by rodent operatives to Local Authority premises	555
Special Inspections by Public Health Inspectors	185

During the year the sewers received two maintenance treatments for destruction of rats. Two thousand six hundred and ninety seven manholes were baited and of these 523 showed pre-bait takes, 373 of which were complete and 150 partial takes.

Co-operation has continued to be forthcoming from the officers of the Ministry, who have expressed their satisfaction at the manner in which the work has been carried out. The cost of the sewer treatments during the year was approximately five hundred and thirty-nine pounds, of which half is recoverable from the Ministry and half from the Sewers Department.

Sanitary Conditions of Schools.

All the schools in the Borough are supplied with water from the town's mains.

The Public Health Inspectors made forty six visits to schools, mainly to inspect the sanitary conveniences.

The schools were closed one day earlier for the September holiday period, on account of a sudden epidemic of Virus A. influenza.

FACTORIES ACT, 1937 and 1948.

INSPECTIONS for the purpose of provisions as to health
(including inspections made by Public Health Inspectors)
during 1957.

Premises	No. on Register.	No. of Inspect- tions.	No. of Written Notices.	No. of Occupiers prosecuted.
(1)	(2)	(3)	(4)	(5)
(i) Factories in which Sections 1,2,3,4 and 6 are to be enforced by Local Authorities	174	509	25	-
(ii) Factories not included in (i) in which Section 7 is enforced by Local Authority	511	252	16	-
(iii) Other premises in which Section 7 is enforced by the Local Authority (excluding out-workers' premises)	-	-	-	-
TOTAL	685	761	41	-

2. CASES in which DEFECTS were found.

Particulars	Number of cases in which defects were found.				Number of cases in which prosecutions were instituted.
	Found	Remedied	Referred		
			To H.M. Insp.	By H.M. Insp.	
(1)	(2)	(3)	(4)	(5)	(6)
Want of cleanliness (S.1)	28	19	-	1	-
Overcrowding (S.2) ...	-	-	-	-	-
Unreasonable temperature (S.3) ...	-	-	-	-	-
Inadequate ventilation (S.4) ...	-	-	-	-	-
Ineffective drainage of floors (S.6) ...	-	-	-	-	-
Sanitary Conveniences (S.7) ...					
(a) Insufficient ...	2	2	-	3	-
(b) Unsuitable or defective ...	30	21	-	16	-
(c) Not separate for sexes ...	-	-	-	-	-
Other offences (not incl. offences relating to outwork) ...	28	24	-	-	-
TOTAL ...	88	66	-	20	-

OUTWORK (Sections 110 and 111) - NIL

SECTION XV

HOUSINGTypes of Dwellinghouse in the Borough at the end of 1957:-

Houses with through ventilation	27,708
Combined houses and shops	1,451
Houses without through ventilation:-				
(a) Back-to-back houses	503
(b) Single houses	88
(c) Single-roomed dwellings	5
(d) Cellar dwellings	1
			Total	...
				29,756

Houses Inspected and Recorded.

The total houses recorded under the Housing Consolidated Regulations up to the end of 1957 was	15,290
--	-----	-----	-----	-----	-----	--------

Houses without through ventilation.

Total number of back-to-back houses, single houses, single roomed dwellings and cellar dwellings	597
Total number of back-to-back and single houses closed or demolished during 1957	22

Slum Clearance Programme.

Further progress was made during the year in connection with the Council's Slum Clearance Programme. Official representations were made to the Housing Committee under Sections (25) 1 of the Housing Act, 1936 and (42) 1 of the Housing Act, 1957, and the following areas were declared to be Clearance Areas:-

Gannow Walk (Nos.1 and 2), Newport Street, Greenhill Yard (Nos.1 and 2), Mount Pleasant (Nos.1 and 2), Dugdale Court, Cog Lane (No.1) and Stuttard Street.

The total number of houses included in the above areas is one hundred and fifty seven.

A Public Inquiry was held in October of 1957 in respect of Newport Street and Mitre Street Areas. As a result of the Inquiry the Compulsory Purchase Order made in respect of the Mitre Street Area was modified to exclude nine properties, of which eight were included in a Clearance Order. The Minister's confirmation of the Newport Street Area has not yet been received.

Confirmation by the Minister of Housing and Local Government was received in respect of Gannow Walk (Nos.1 and 2), Guy Court, Peace Street and Mitre Street (modified as stated above) Compulsory Purchase Orders. At the request of the Minister, a Clearance Order was substituted for the Arch Place Compulsory Purchase Order and was duly confirmed.

Individual Closing and Demolition Orders were made in respect of thirty six houses.

INDIVIDUAL UNFIT HOUSES

(Action taken under the Public Health and Housing Acts)

I. Inspections

(1) Total number of dwellinghouses inspected for housing defects (under Public Health or Housing Acts)	1264
(2) Number of dwellinghouses found to be in a state so dangerous or injurious to health as to be unfit for human habitation	241
(3) Number of dwellinghouses (exclusive of those referred to under the preceding sub-head) found not to be in all respects reasonably fit for human habitation	1023

II. Remedy of Defects during the year without service of Formal Notices

Number of defective dwellinghouses rendered fit in consequence of informal action by the Local Authority or their officers	1106
--	-----	--	-----	------

III. Action under the Statutory Powers during the year:-

A. Proceedings under Sections 9, 10 and 16 of the Housing Act, 1936.

(1) Number of dwellings in respect of which notices were served requiring repairs	Nil
(2) Number of dwellinghouses which were rendered fit after service of formal notices:-				
(a) By Owners	Nil
(b) By Local Authority in default of owners	Nil

B. Proceedings under the Public Health Acts:		
(1) Number of dwellinghouses in respect of which notices were served requiring defects to be remedied	370
(2) Number of dwellinghouses in which defects were remedied after service of formal notices -		
(a) By Owners	273
(b) By Local Authority, in default of owners	67
C. Proceedings under Sections 11 and 13 of the Housing Act, 1936, and Section 16 of the Housing Act, 1957,		
(a) Number of dwellinghouses in respect of which Demolition Orders were made	5
(b) Number of dwellinghouses demolished in pursuance of Demolition Orders	5
Number of persons displaced (under C(b))	..	16
D. Proceedings under Section 12 of the Housing Act, 1936, and Section 18 of the Housing Act, 1957,		
(1) Number of separate tenements or underground rooms in respect of which Closing Orders were made	Nil
(2) Number of separate tenements or underground rooms in respect of which Closing Orders were determined, the tenement or room having been rendered fit	Nil
E. Proceedings under Section 11 of the Housing Act, 1936 as amended by Section 10 of the Local Government (Miscellaneous Provisions) Act, 1953, and Section 17 of the Housing Act, 1957,		
(1) Number of dwellinghouses in respect of which Closing Orders were made	21
Number of persons displaced (under E(1))		57
(2) Number of dwellinghouses in respect of which Closing Orders were revoked and Demolition Orders made	Nil

F. Proceedings under Housing Act, 1949.

(1) Closing Orders made under Section 3(1)	Nil
(2) Demolition Orders determined and Closing Orders substituted under Section 3(2)	Nil

Eradication of Vermin.

Eighty four houses (eight of which were Council houses) were disinfected by insecticides. It was necessary to disinfect by hydrocyanide gas the furniture etc., of one family prior to removal to a Council house.

HOUSING STATISTICS

Year ended 31st December, 1957

Number of houses erected during the year:-

By Corporation	182
By private enterprise	11
With State assistance under the Housing Acts	-
	—
Total number erected	193
	==

SECTION XVIINSPECTION AND SUPERVISION OF FOOD.Meat Inspection.

All slaughtering of livestock for human consumption within the Borough is carried out in the Public Abattoir, there being no private slaughterhouse.

No steps have yet been taken to proceed with a scheme for a new slaughterhouse to serve East Lancashire, as envisaged in the Report of the Inter-Departmental Committee on Slaughterhouses which was published in 1955. Further consideration of this matter is left in abeyance until new legislation on the distribution of slaughterhouses is passed. In the meantime the abattoir, which is of out-of-date design, is maintained in as high a hygienic standard as possible. Improvements carried out during the past three years, together with those to be put into effect in 1958, will enable all carcasses to be run into separate cooling rooms immediately after dressing.

Most meat traders in the locality now purchase dressed carcasses from wholesalers who undertake the slaughtering. The booth type of slaughter rooms which exists in the abattoir, is not suitable for these conditions of trading, as it is impossible to adequately separate the slaughtering and dressing of carcasses from the carcasses displayed for sale. Line slaughtering not only occupies less space, but permits of meat being produced under more hygienic conditions and enables it to be more readily removed to adjoining cooling or chill rooms, where retailers can make their purchases.

During 1957, 31,630 head of livestock were slaughtered in the abattoir. This increase of 4% over the preceding year would appear to be the result of demand from the consuming public for smaller and leaner joints. This results in unfinished animals being slaughtered.

Tuberculosis was found in 42% of the cows slaughtered in the abattoir. This is a slight decrease on the figure for the previous year. This cannot be regarded as an indication of the incidence of tuberculosis in dairy herds in the surrounding locality, as on account of the campaign to eradicate the disease from dairy herds, cattle which react to the tuberculin test are sent from a wide area by Ministry of Agriculture officials into Burnley abattoir for slaughter and post mortem examination. Farmers also sent reacting cattle for slaughter to their own organisation, the Fat Stock Marketing Corporation, which are the largest slaughterers of livestock in Burnley.

For the second year in succession no congenital tuberculosis was found in calves.

The incidence of cysticercosis was twice that of the previous year, being found in 20 animals. This parasitic infection, which may occur as a tape worm, taenia saginata, in the human alimentary tract, has its cystic intermediate stage in the muscle tissue of cattle. In each case diagnosis was confirmed by microscopic examination of the cysts. Of the 20 infections, eleven were in cattle received directly from Northern Ireland, six were in cattle purchased from neighbouring fatstock markets and which may have been imported in the first instance from Ireland as "stores" and three were in cows.

Considerably fewer casualty animals are now received in the abattoir than during the years when meat was controlled. During the last two years they numbered about twelve a year, whereas the numbers during the ten years prior to de-control of meat averaged over 100 a year. There is no reason to believe that casualties among animals on farms have decreased to that extent, and as the value of livestock has increased over a period of years, it is probable that casualty beasts are sent to small private slaughterhouses in rural areas where inspection of all carcasses is not carried out. It is, therefore, very desirable that stamping of all carcasses by local authority meat inspectors at the time of inspection should be a statutory requirement.

Systematic anti-mortem and post-mortem examination of all livestock is carried out by the meat inspectors. Labels, in quadruplicate, each bearing a serial number, are affixed by the slaughtermen to the head, offal and carcass of each beast and pig during the dressing process. This ensures correct identification of the various parts during inspection. After inspection all carcasses and edible offals passed as fit for consumption are stamped "Burnley - Home Killed".

Particulars of animals slaughtered at the Burnley Abattoir during 1957 and the incidence of diseased conditions found on post-mortem examination are shown on the following page.

		TYPES OF DISEASED CONDITIONS									
		Tuberculosis				Diseases other than Tuberculosis			Cysticercosis		
No. of animals slaughtered and examined		Whole carcasses condemned	Carcasses of which some part or organ was condemned	Percent- age of animals inspected	Whole carcasses condemned	Carcasses of which some part or organ was condemned	Percent- age of animals inspected	Total carcasses infected	Carcasses of which some part was condemned	Carcasses submitted to treatment by refrigeration	Carcasses general- ized and totally con- demned
			Horses	-	-	-	-	-	-	-	-
4028	Cattle excluding Cows	6	228	5.81	2	849	21.13	17	17	17	-
958	Cows	24	380	42.17	18	437	47.52	3	3	3	-
132	Calves	-	-	-	18	21	29.55	-	-	-	-
23926	Sheep and Lambs	-	-	-	22	195	0.91	-	-	-	-
2586	Pigs	4	26	1.16	24	139	6.30	-	-	-	-
31630	TOTAL	34	634	2.11	4	1641	5.28	20	20	20	-

Although the number of animals slaughtered in the Abattoir during 1957 was more than in 1956, the total amount of meat rejected as unfit for consumption decreased by about 50%. This is due to a reduction in the incidence and severity of tuberculosis and to the fact that fewer casualty animals were received.

Details of the amount rejected in 1957 are as follows:-

	Tons	Cwts.	Qrs.	Lbs.
On account of tuberculosis	10	9	2	11
On account of other conditions ..	6	16	1	25
	<hr/>			
TOTAL	17	6	-	8
	<hr/>			

All condemned meat is coloured with acid green dye before leaving the abattoir, and is collected by a reputable firm of meat and bone meal manufacturers, by whom it is sterilised.

Food and Drugs Act, 1955 and The Food Hygiene Regulations, 1955.

During the course of visits to food premises, other than the Abattoir, the following foodstuffs were examined and found to be unfit for human consumption:-

Meat, fresh	211 lbs.
Meat, frozen and imported	819 lbs.
Meat, tinned	1,337 lbs.
Fish, fresh	1,556 lbs.
Fish, tinned	80 lbs.
Vegetables, fresh	280 lbs.
Vegetables, tinned	1,271 lbs.
Soups, tinned	149 lbs.
Eggs, frozen liquid	14 lbs.
Milk, tinned	111 lbs.
Cheese	11 lbs.
Jams	59 lbs.
Sauces	23 lbs.
Bacon and Ham	685 lbs.
Fruit (tinned)	2,092 lbs.
Ice Cream	157 lbs.
Coffee, Sugar, etc.	7 lbs.
Coconut (dressed)	50 lbs.

Total weight 3 tons 19 cwts. 2 qrs. 8 lbs.

Meats are disposed of for meat and bone meal manufacture, other foods such as fish are disposed of for pig feeding, after boiling, and the remainder, such as canned foods, are destroyed in the local authority's incineration plant.

Milk Supply.

About 99% of the milk supply of the Borough is now of designated quality. Although the incentive bonus paid by the Government to producers has stimulated the production of tuberculin tested milk, the increase in designated milks has to a large extent resulted from the demand of the consuming public who have become "clean milk" conscious.

It is to be regretted that two producer-retailers in the Borough still continue to produce and retail undesignated milk. Samples of the milk from one of these farms in the early part of 1957 were found to contain bovine tubercle bacilli, and notices requiring heat treatment of the milk were served until the infection was eliminated from the herd.

It is anticipated that the Ministry of Agriculture, Fisheries and Food will commence a survey of an area of East Lancashire adjoining and including Burnley during 1958, which will eventually lead to the area being included in an Order making it a Designated Milk Area.

Raw undesignated milk which is forwarded by producers to local pasteurisation plants is also sampled in the course of delivery. Of 67 such samples examined biologically during the year under review, two were found to contain tubercle bacilli.

Particulars of samples of milk examined biologically for tubercle bacilli are as follows:-

(a) In the course of delivery to consumers:-

	No. examined.	No. found positive.
Undesignated Milk	5	1
Tuberculin Tested (Farm bottled)	35	Nil

(b) On delivery from farms to pasteurising plant:-

	No. examined.	No. found positive.
Undesignated	67	2
Tuberculin Tested	62	Nil

Examination of Milk for Cleanliness.

All milk retailed in the Borough is distributed in sealed bottles. All milk supplied to children in the schools is pasteurised.

Details of samples taken in the course of delivery to consumers and examined for cleanliness.

	No. of samples examined	No. found unsatisfactory
Tuberculin Tested (Farm Bottled)..	390	36
Tuberculin Tested (Pasteurised)...	38	-
Pasteurised	61	1
Sterilised	25	-
Undesignated	24	11

Milk and Dairies Regulations, 1949.

No. of Registered Distributors of Milk (including shops retailing sterilised milk)	424
No. of premises and vehicles inspected	197
No. of infringements found	29

Milk (Special Designations) (Raw Milk) Regulations, 1949.

Dealers' and Supplementary Licences for Tuberculin Tested Milk	26
--	----

Milk (Special Designations) (Pasteurised and Sterilised Milk) Regulations, 1949.

Pasteurisers' Licences	1
Dealers' and Supplementary Licences, Pasteurised Milk	24
Dealers' and Supplementary Licences, Sterilised Milk	414

DISEASES OF ANIMALS ACT, 1950. (Duties of Local Authority)

No. of inspections carried out	70
No. of infringements found	17

It was not found necessary to institute any legal proceedings for contravention of the provisions of the Act or any of the Orders made thereunder, during the year under review.

Sheep Scab Order, 1938 - No action was necessary under this Order during 1957.

Swine Fever Orders - In consequence of sporadic outbreaks of swine fever early in the year, the Ministry of Agriculture, Fisheries and Food re-introduced for a period the Infected Districts Restriction of Movement Orders of 1956 and 1958, which prohibited the sale of pigs at fatstock auctions and movement between different premises except on licence. This enables possible contact animals from an outbreak to be readily traced, isolated and examined for evidence of the disease.

One suspected outbreak was investigated by the Veterinary Officer, but not confirmed.

Foot and Mouth Disease Orders, 1938/54 - No incidence of foot and mouth disease occurred to require restriction of movement of livestock within the Borough. A number of possible contact animals were received at the abattoir but these had been slaughtered before the existence of the disease at the primary centre had been suspected. Thorough disinfection of the lairages was the only action necessary.

Anthrax Order, 1938 - No cases of anthrax occurred within the Borough. It was suspected but not confirmed in one bullock, one pig and one horse.

Fowl Pest Order, 1938 - Two suspected outbreaks of fowl pest were investigated, but were not confirmed on further investigation at the Ministry's laboratory. Visits are made from time to time by the local authority's officers to the premises of poultry dealers to ensure that crates used for the conveyance of live poultry are properly cleansed and that correct records of movement are kept in accordance with the requirements of the Regulations.

Tuberculosis Orders, 1938/46.

The Veterinary Officer, acting for the Ministry of Agriculture, Fisheries and Food carries out diagnostic investigations at farms in the Borough and the adjoining rural area when infection is found present in samples of milk. Two such investigations were undertaken during the year and four animals were slaughtered under the provisions of the Orders.

In consequence of the increasing change over of herds to tuberculin tested, the work under these Orders diminishes year by year.

PET ANIMALS ACT, 1951.

This Act regulates the sale of pet animals of all types and prohibits the carrying on of any such business except under licence granted by the local authority. Eleven licences were granted or renewed during the year. The holders of licences are required to maintain a high standard to ensure the welfare of the animals which pass through their hands and that no nuisance is caused to the occupiers of adjoining property. No contraventions of the conditions of the licences occurred.

Ice Cream.Bacteriological Examination

Thirty samples of ice cream were submitted for bacteriological examination during the year, and the following results were returned:-

Grade	Methylene Blue Test			
	1	2	3	4
No. of samples in each Grade	17	10	2	1

On each occasion in which the methylene blue test shows that a sufficiently good bacteriological standard is not being attained by firms manufacturing ice cream locally, investigation is made and advice given at the place of manufacture. Firms manufacturing outside Burnley are informed of unsatisfactory laboratory reports and notification is also sent to the local authorities in whose areas the ice cream is manufactured, so that similar investigations can be made. In all instances in which samples are reported to be of grades 3 or 4, further samples are taken, after the necessary investigations are made, to ensure that improvement in the standard has been effected.

Three local firms manufacture ice cream and all use the Hot Mix Method.

Food Premises.(1) The types of Food Premises in the Borough are:-

Bakeries	118
Grocers	390
Greengrocers	61
Butchers and Cooked Meat Traders				158
Fishmongers	29
Cooked Meat Manufacturers			...	46
Fish and Chip Shops	66
Canteens, kitchens, etc.			...	79
Cafes and Restaurants	64
Hotels, Licensed Clubs, etc.			...	167
Manufacturers of Ice Cream			...	3
Retailers of Ice Cream (including the three manufacturers)			...	249

(2) Number of Food Premises registered under Section 16 of the Food and Drugs Act, 1955 (included in (1) above)

Butchers manufacturing sausages and/or potted meat	91
Cooked Meat Manufacturers	11
Shopkeepers who also prepare small quantities of cooked meats			...	43
Retailers and Manufacturers of ice cream	249
TOTAL		394

(3) Number of inspections of Food Premises

Meat and other Cooked Foods		250
Ice Cream	100
TOTAL		350

Food Hygiene.

The efforts which have been directed to the improvement of the standards of hygiene, the maintenance of cleanliness and where necessary the installation of additional washing equipment, have been continued during 1957.

The kitchens and toilet accommodation attached to cafes, restaurants, hotels, school canteens, hospitals, etc., have been kept under regular supervision by the public health inspector whose duties are solely in connection with food hygiene.

Frequent inspections were made of all other types of food preparing premises and in particular of shops in which open food is sold. Considerable progress has been made in the provision, where necessary, of additional wash hand basins and sinks for the cleansing of utensils. Practically all butchers' shops are now satisfactory in this respect and in the few instances in which the standards are considered not to be in conformity with the Food Hygiene Regulations, discussions with representatives of the Burnley Butchers' Association have ensured that these will be rectified in the near future.

The principal difficulty in enforcing hygienic standards is experienced in small one-roomed general merchants' shops, usually attached to cottage-type property, found in side streets. These frequently sell small quantities of open food in the form of cooked meats, and facilities for washing hands and equipment cannot readily be placed in the shop portion of the property. In some of these refrigerated storage is not provided and frequent supervision is necessary to ensure that open food is not kept in the part of the property in which housework is performed.

Special attention was directed to conditions in public houses and working men's clubs and now snacks, such as meat pies and sandwiches which are purveyed, are either individually wrapped or kept suitably covered.

The provision of an additional covered food market, with stalls, to replace the unsatisfactory stalls in the Open Market, will unfortunately not be undertaken until 1962-63. It is difficult to persuade food traders, particularly those in proximity to the Market, to conform to the Food Hygiene Regulations, when the open stalls provided by the local authority do not do so.

The proposed regulations to require hygienic conditions in slaughterhouses, when introduced, will be of considerable value in ensuring cleanliness of meat during the course of its production,

as it is at this stage that contamination frequently occurs.

The admission of cats and dogs into food premises and slaughterhouses should be made a statutory offence.

Details are given elsewhere in this report of proceedings which were instituted for non-compliance with the Food Hygiene Regulations and the Food and Drugs Acts. In one instance unsound and unopened tins of ham were stolen by an employee from the premises of a firm of bone meal manufacturers, which had received them from another town. They were offered for sale to a cafe proprietor. The latter reported the matter, which otherwise might have had serious consequences. This illustrates the need for legislation to make compulsory the colouring with "acid green" of all meat which is unfit for human consumption.

Analysis of Samples of Foods and Drugs taken during 1957.

Nature of Sample	FORMAL		INFORMAL		TOTAL	
	Genuine	Adult-erated	Genuine	Adult-erated	Genuine	Adult-erated
Aspirins			2		2	
Baking Powder			1		1	
Beef and Kidney Pie			1		1	
Beef Stew			6	2	6	2
Beer			4		4	
Biscuits			3		3	
Breakfast Fingers			1		1	
Butter			6		6	
Butter Cake			1		1	
Cheese			2		2	
Chicken (minced)				1		1
Chicken and stuffing				1		1
Chocolate			1		1	
Christmas Pudding			2		2	
Cod Liver Oil			1		1	
Coffee			1		1	
Coffee and Chicory			1		1	
Cough Candy				1		1
Cough Mixture			1		1	
Crab (tinned)				1		1
Cream			2		2	
Cream cakes			1	1	1	1
Currants			1		1	
Currie Powder			1		1	
Fish Cakes			2		2	
Fish Paste		1	3	1	3	2
Flour			1	1	1	1
Ginger			1		1	
Ground Almonds			1		1	
Honey			1		1	
Herbal Candy			1		1	
Haliborange			1		1	
Ice Cream		1	23	6	23	7
Carried Forward		2	73	15	73	17

Nature of Sample	FORMAL		INFORMAL		TOTAL	
	Genuine	Adult-erated	Genuine	Adult-erated	Genuine	Adult-erated
Brought forward		2	73	15	73	17
Jam			3		3	
Jellies			3		3	
Koray Tablets			1		1	
Lard				1		1
Margarine			2		2	
Marmite			1		1	
Marz-Mix			1		1	
Marzipan			1		1	
Meat Paste			4		4	
Meat Pie			1		1	
Milk	98	6	232	4	330	10
Milk (Evaporated)			2		2	
Milk (Dried)			1		1	
Milk (Sterilized)			1		1	
Minced Beef and Dumplings			1		1	
Mincemeat			1		1	
Orange Juice			1		1	
Pepper (White)			1		1	
Popcorn			1		1	
Potted Meat			1	1	1	1
Processed Peas			1		1	
Pudding Mixture			1		1	
Sage			1		1	
Sage and Onion Stuffing			1		1	
Salmon (Paste)				2		2
Salmon (Spread)			2		2	
Salmon (Tinned)			1		1	
Sausage (Beef)			35	4	35	4
Sausage (Pork)			5	3	5	3
Shortcake			1		1	
Soup (Powder)				2		2
Soup (Tinned)			4		4	
Steak (Tinned)			7		7	
Carried Forward	98	8	391	32	489	40

Nature of Sample	FORMAL		INFORMAL		TOTAL	
	Genuine	Adult-erated	Genuine	Adult-erated	Genuine	Adult-erated
Brought forward	98	8	391	32	489	40
Suet			1		1	
Sugar			1		1	
Sweets			12	1	12	1
Tonic Water			1		1	
Vinegar			2		2	
Vegetable Concentrate			1		1	
Wheat Germ			3		3	
Wine			2		2	
Yeast (Dried)			1		1	
Yeast Tablets			1		1	
	98	8	416	33	514	41

PARTICULARS OF FORMAL SAMPLES ADULTERATED OR BELOW STANDARD.

<u>Sample</u>	<u>Result</u>	<u>Action Taken</u>
Fish Paste (Salmon)	Deficient of salmon.	Manufacturers ceased production.
Ice Cream	Deficient of fat.	Manufacturer cautioned.
Milk	Contained added water.	Producer prosecuted.
Milk	Deficient of fat.	Producer cautioned. Further samples taken and found to be satisfactory.
Milk	Deficient of non-fatty milk solids.	Producer cautioned. Further samples taken and found to be satisfactory.
Milk	Deficient of non-fatty milk solids.	Producer cautioned. Further samples taken and found to be satisfactory.

PARTICULARS OF INFORMAL SAMPLES ADULTERATED OR BELOW STANDARD.

<u>Sample.</u>	<u>Result.</u>	<u>Action taken.</u>
Beef Stew.	Contained cereal filler.	Meat paste sold in error for stew. Vendor cautioned.
Beef Stew.	Contained cereal filler.	Vendor cautioned.
Chicken (minced).	Deficient of chicken.	Manufacturer cautioned.
Chicken and stuffing.	Deficient of chicken.	Manufacturer cautioned. Description changed to sage and onion savoury.
Cough Candy.	Devoid of medicinal properties.	Vendor cautioned for using misleading description.
Crab (tinned).	Deficient of crab.	Manufacturer cautioned.
Cream Cakes.	Contained imitation cream.	Vendor cautioned. Required to display notice indicating nature of filling.
Fish Paste.	Deficient of fish.	Formal sample taken.
Flour.	Deficient of Creta Praeparata.	Manufacturer cautioned.
Ice Cream (5 samples).	Deficient of fat.	Manufacturers cautioned. Further samples taken and found to be satisfactory.
Ice Cream.	Deficient of non-fatty solids.	Manufacturer cautioned. Further sample taken and found to be satisfactory.
Lard (refined).	Contained extraneous matter.	Vendor cautioned. Sale discontinued.
Milk (2 samples).	Deficient of fat.	Producer cautioned.
Milk (2 samples).	Deficient of non-fatty milk solids.	Producer cautioned.
Potted Meat.	Contained cereal filler.	Manufacturer cautioned.

<u>Sample.</u>	<u>Result.</u>	<u>Action taken.</u>
Salmon Paste.	Deficient of Salmon.	Manufacturer cautioned.
Salmon Paste.	Deficient of Salmon.	Vendor cautioned. Description altered to Fish Paste (Salmon).
Sausage (Beef) (4 samples).	Deficient of meat.	Manufacturer cautioned. Further samples taken and found to be satisfactory.
Sausage (Pork) (3 samples).	Deficient of meat.	Manufacturer cautioned. Further samples taken and found to be satisfactory.
Oxtail Soup (Powder).	Deficient of meat.	Importers written to. Matter left pending outcome of discussions between Ministry of Food and the Trade with a view to formulating a new Code of Practice.
Cream of Mushroom Soup (Powder).	Deficient of fat.	Importers written to. Matter left pending outcome of discussions between Ministry of Food and the Trade with a view to formulating a new Code of Practice.
Sweets.	Deficient of Marzipan.	Manufacturers to discontinue sale.

POLICE COURT PROCEEDINGS, 1957.

No. of case.	Act, Byelaw or Regulation under which proceedings were taken.	Offence.	Result.
1	Public Health Act, 1936, Section 75.	Non-compliance with statutory notice to provide a dustbin.	Fined £1 and £1.1s.0d. costs.
2	Public Health Act, 1936, Sections 39 and 290	Non-compliance with statutory notice to provide a satisfactory troughing.	Fined £3 and £1.1s.0d. costs.
3	Food and Drugs Act, 1955, Sections 2 and 113.	Selling milk containing 8.8% extraneous water.	Fined £25 and £3.3s.0d. costs.
4	Public Health Act, 1936, Sections 91 to 94.	Non-compliance with statutory notice to abate nuisance.	Work done. Case withdrawn on payment of court costs.
5	Public Health Act, 1936, Sections 91 to 94.	Non-compliance with statutory notice to abate nuisance.	Work done. Case withdrawn on payment of court costs.
6	Public Health Act, 1936, Sections 45 and 290.	Non-compliance with statutory notice to provide a satisfactory closet.	Fined £2 and £1.1s.0d. costs.
7	Public Health Act, 1936, Sections 39 and 290.	Non-compliance with statutory notice to provide a satisfactory troughing and rainwater pipe.	Fined £2 and £1.1s.0d. costs.

No of Case.	Act, Byelaw or Regulation under which proceedings were taken.	Offence	Result
8	Food Hygiene Regulations, 1955.	Failing to protect food from risk of contamination.	Fined £1.0s.0d.
9	Food Hygiene Regulations, 1955.	Failing to provide notice respecting hand washing.	Dismissed on payment of 4s.0d. costs.
10	Food Hygiene Regulations, 1955.	Food business carried on at insanitary premises.	Fined £5.0s.0d.
11	Food Hygiene Regulations, 1955.	Failing to keep a food room clean and in good repair.	Fined £1.0s.0d.
12	Food Hygiene Regulations, 1955.	Allowing refuse to accumulate in a food room.	Dismissed.
13	Food Hygiene Regulations, 1955.	Failing to keep clean equipment in a food room.	Fined £1.0s.0d., and £3.3s.0d. costs.
14	Food and Drugs Act, 1955.	Offering for sale food unfit for human consumption.	Committed to prison for one month.
15	Food and Drugs Act, 1955.	Depositing for purpose of sale food unfit for human consumption.	Committed to prison for two months.
16	Merchandise Marks Act, 1926 and Imported Food Regulations.	Failing to label imported meat.	Dismissed on payment of 4s.0d. costs.

SECTION XVIIMISCELLANEOUSMedical Examinations.

Particulars of medical examinations carried out during 1957:-

PURPOSE	No. of Examns.
Retirement of Local Authority staff	2
Workmen's Compensation Act	12
Fitness for employment (Superannuation)	342
Road Traffic Act	293
Fitness to Work	41
School Meals Service	12
Accidents	2
Teachers - Admissions to Training College	38
- Others	16
TOTAL	758

Investigation of Atmospheric Pollution.

The following are average monthly figures of pollution of the atmosphere at three sites in the Borough.

Detail	Site of Gauge		
	Gannow I.W.C.	Bank Hall Hosp./ Queen's Park	Marsden Hospital
	Tons per Sq. mile	Tons per Sq. mile	Tons per Sq. mile
Total undissolved matter	11.51	11.15	5.05
Total dissolved matter ...	9.52	7.19	7.47
Total deposit	21.03	18.34	12.52
Sulphate as SO_4 "	2.51	2.15	2.35
Chlorine as Cl'	2.24	1.45	1.50

Note:- () No.2 Gauge transferred from Bank Hall Hospital to Queen's Park Meteorological Station on 1st August.

THE WEATHER OF 1957 COMPARED WITH 1956
METEOROLOGICAL OBSERVATIONS AT QUEEN'S PARK

	Bright Sunshine			Rainfall			Temperatures				No. of days of Ground Frost	Mean Relative Humidity
	Total amount in Hrs.	No. of days of sun.	Highest amount in 24 hrs.	Total Fall in ins.	No. of days of rain.	Highest amount in 24 Hrs.	Mean in Shade	Mean Range	Mean Earth 1 foot	Mean Earth 4 feet		
Average 40 Years	1074.1	269	15.3 hrs. on 7/6/21 and 29/6/21	42.31	210	2.420 Ins. (9/10/41)	47.2°	12.4°	47.7°	48.8°	112	82.2%
1956	1060.1	243	12.7 hrs. (19th May)	43.25	189	1.535 Ins. (27th Dec.)	46.5°	12.1°	47.5°	48.0°	61 2	89.3%
1957	1122.1	249	15.1 hrs. (20th June)	43.65	173	1.709 Ins. (31st Dec.)	48.4°	12.6°	48.8°	49.2°	112	81.9%

2 Thermometer not in use from beginning of year until 11th April - Broken.

Initial Population

Number of males, females, and young

Category	Year 1		Year 2		Year 3		Total
	Males	Females	Males	Females	Males	Females	
Adult Males	100	100	100	100	100	100	300
Adult Females	100	100	100	100	100	100	300
Young Males	0	0	0	0	0	0	0
Young Females	0	0	0	0	0	0	0
Total	200	200	200	200	200	200	600

THE UNIVERSITY OF CHICAGO
 DIVISION OF BIOLOGICAL SCIENCES
 5800 SOUTH CAMPUS DRIVE
 CHICAGO, ILLINOIS 60637

MEAN METEOROLOGICAL READINGS, RECORDED AT QUEEN'S PARK, 1957.

LAT : 53° 47' 30N

LONG: 2° 14' 30W

Barometer Cistern 458 feet above Mean Sea Level

1957	Mean Air Pressure at Mean Sea Level		THERMOMETERS										RAINFALL				BRIGHT SUNSHINE				DIRECTION OF WIND AT 9 A.M. G.M.T.												
			IN SCREEN						Mean Min. on Grass	IN GROUND		Mean Relative Humidity	No. of Days	Total fall	Most in a day	No. of days of sun	Total Am-amount	Most in a day	NO. OF DAYS OF:														
			Mean Max.	Mean Min.	Mean Temp	Absolute Extremes of Temperature				Mean 1 ft.	Mean 4 ft.								M.M.	M.M.	Hrs.	Hrs.	Hrs.	Day of Month	N ₉	NE.	E.	SE.	S.	SW.	W.	NW.	Calm
						Highest	Date	Lowest																									
			Hrs	Inches																													
Jan	1019.2	30.098	46.0	35.0	40.5	55	4/1	26	11/1	29.0	39.7								42.7	87.3	19	93.1	13.4	21/1	13	8.7	0.3	2.0	11/1	-	2	4	-
Feb	1004.9	29.676	44.5	33.8	37.1	52	4/2	20	20/2	26.6	39.2	42.1	91.2	19	95.0	15.7	23/2	21	43.5	1.5	5.6	22/2	1	1	6	1	3	7	4	2	-		
March	1010.9	29.853	52.9	41.8	47.3	70	12/3	31	25/3	35.3	44.0	43.2	84.6	15	88.7	19.1	19/3	24	68.4	2.2	6.9	12/3	-	1	9	4	-	4	8	-	5		
April	1024.9	30.225	53.6	37.7	45.6	61	5/4	25	13/4	35.0	46.1	45.6	73.9	3	7.9	3.7	21/4	28	128.4	4.2	11.9	30/4	2	3	8	3	2	5	6	-	1		
May	1018.1	30.066	57.7	41.4	49.5	65	31/5	25	6/5	33.6	50.5	48.3	70.7	13	38.1	8.1	17/5	31	180.8	5.8	13.2	22/5	2	4	8	4	-	4	6	2	1		
June	1019.1	30.096	67.2	46.4	56.8	83	28/6	33	23/6	37.8	57.4	52.5	66.5	6	52.8	16.2	8/6	30	287.2	9.6	15.1	20/6	-	2	5	3	-	2	10	4	-		
July	1012.9	29.914	65.0	53.0	59.0	77	6/7	45	2/6	49.0	60.4	56.6	82.8	18	125.7	23.4	19/7	25	108.4	3.5	12.3	30/7	2	3	3	2	2	3	14	-	2		
August ...	1013.0	29.916	63.2	51.8	57.5	76	2/8	39	29/8	46.7	59.5	57.5	84.0	18	141.2	27.0	24/8	26	105.2	3.4	12.0	1/8	-	-	9	2	-	2	15	2	1		
Sept.....	1013.5	29.930	57.4	47.3	52.2	63	7/9	32	30/9	40.1	53.8	55.3	81.5	20	159.5	33.9	11/9	23	102.2	3.4	8.9	29/9	1	1	4	1	3	1	16	-	3		
Oct	1016.6	30.023	55.6	43.7	49.6	65	8/10	32	1/10	37.8	50.7	52.7	87.7	17	133.3	24.2	29/10	19	66.3	2.1	6.6	13/10	-	-	1	1	-	1	19	2	7		
Nov.....	1019.6	30.110	49.2	39.0	44.1	51	21/11	24	7/11	34.6	44.6	49.0	85.6	9	51.8	13.7	4/11	-	48.0*	1.6	-	-	-	-	11	2	1	-	10	-	6		
Dec	1013.1	29.918	43.8	34.3	39.2	54	19/12	22	15/12	29.4	40.3	45.2	87.5	16	121.8	43.4	31/12	-	31.0*	1.0	-	-	-	1	4	3	-	6	13	-	4		
Whole Year.....	1015.5	29.985	54.7	42.1	48.4	83	28/6	20	20/2	36.2	48.8	49.2	81.9	173	1108.9	43.4	31/12	249	1122.1	3.1	15.1	20/6	8	18	72	26	13	47	129	12	33		

NUMBER OF DAYS OF:

SNOW OR SLEET	SNOW LYING (at obs.hour)	HAIL	THUNDER HEARD	FOG (at obs.hour)	GROUND FROST	GALE
6	4	2	2	2	112	-

* Meteorological Office estimated amounts of sunshine for November = 48 hours; December = 31 hours.

† Most rainfall ever recorded in December since records were kept.

NOTE - Sunshine - November and December - no recordings owing to sunshine sphere being stolen.

STATE OF TEXAS, COUNTY OF DALLAS

IN SENATE, FEBRUARY 15, 1907

No.	Name		Age	Sex	Color	Profession	Education	Religion	Political Party	Date of Birth	Place of Birth	Parents	Married	Children	Property	Income	Assets	Liabilities	Net Worth
	First Name	Last Name																	
1	John	Smith	35	M	W	Teacher	High School	Methodist	Democrat	1872	Waco, Tex.	John & Mary Smith	Yes	2	\$500	\$100	\$400	\$100	\$300
2	James	Johnson	42	M	W	Farmer	College	Baptist	Republican	1865	Dallas, Tex.	James & Elizabeth Johnson	Yes	3	\$1200	\$200	\$1000	\$200	\$800
3	William	Williams	28	M	W	Merchant	University	Presbyterian	Democrat	1879	Fort Worth, Tex.	William & Sarah Williams	Yes	1	\$800	\$150	\$650	\$150	\$500
4	Robert	Robertson	55	M	W	Physician	Medical School	Episcopal	Democrat	1852	Irving, Tex.	Robert & Ann Robertson	Yes	4	\$1500	\$300	\$1200	\$300	\$900
5	Charles	Chapman	38	M	W	Engineer	Engineering School	Methodist	Republican	1869	Wichita Falls, Tex.	Charles & Mary Chapman	Yes	2	\$900	\$180	\$720	\$180	\$540
6	Thomas	Thomas	48	M	W	Lawyer	Law School	Baptist	Democrat	1859	Dallas, Tex.	Thomas & Jane Thomas	Yes	3	\$1100	\$220	\$880	\$220	\$660
7	George	George	32	M	W	Banker	Business School	Methodist	Republican	1875	Fort Worth, Tex.	George & Elizabeth George	Yes	1	\$700	\$140	\$560	\$140	\$420
8	Edward	Edwards	45	M	W	Teacher	Normal School	Baptist	Democrat	1862	Waco, Tex.	Edward & Mary Edwards	Yes	2	\$600	\$120	\$480	\$120	\$360
9	Frank	Franklin	30	M	W	Merchant	High School	Methodist	Republican	1877	Dallas, Tex.	Frank & Sarah Franklin	Yes	1	\$500	\$100	\$400	\$100	\$300
10	Richard	Richardson	50	M	W	Physician	Medical School	Episcopal	Democrat	1857	Irving, Tex.	Richard & Ann Richardson	Yes	3	\$1300	\$260	\$1040	\$260	\$780

STATE OF TEXAS

11	12	13	14	15	16	17	18	19	20	21	22	23	24	25	26	27	28	29	30
----	----	----	----	----	----	----	----	----	----	----	----	----	----	----	----	----	----	----	----

COUNTY BOROUGH OF BURNLEY



Local Education Authority

MEDICAL OFFICER'S REPORT 1957

D. C. LAMONT, M.B., Ch.B., D.P.H.
Principal School Medical Officer.

COUNTY BOROUGH OF BURMLEY



Local Education Authority

MEDICAL OFFICER'S
REPORT

1957

G. C. LAMONT, M.B., B.S.
Principal School Medical Officer

1
I N D E X

	Page		Page
Artificial Sunlight Treatment	34	Meals and Milk	38
Attendances at Clinics	21	Medical Inspection	10-11
Blind and Partially Sighted Children	43	Medical Treatment	20
B.C.G. Vaccination	18-20	Miscellaneous Examinations	15
Camp School	38	Miscellaneous Information	48
Child Guidance	44-46	Nursery Schools and Classes	11
Clinics	7	Open Air School	47
Clothing and Footgear	13	Provision of Cod Liver Oil and Malt	39
Convalescent Homes	38	Provision of Meals	38
Co-ordination and Co-operation with other Health Services,		Provision of Milk	39
Voluntary Bodies etc.....	8-10	Physical Condition	14
Deaf Children	43	Physically Handicapped Children	48
Delicate Children	47	Sanitary Supervision of Schools	10
Dental Inspection	35-38	School Baths	39
Diphtheria Immunisation	18	School Clinics	6
Education in hospital	44	School Journeys	39
Epileptics	43-44	School Population	5-6
Facts disclosed by Medical Inspection	11-13	Special Schools	6
Following Up	16	Speech Defects	46
Handicapped Pupils -		Staff	7-8
Blind and Partially Sighted	43	Statistical Tables	49-58
Deaf	43	Treatment of Defects -	
Diabetic	44	Dental Diseases	35-38
Delicate	47	Eye and Visual Defects	25
Educationally sub-normal	35-42	Ear, Nose and Throat	24
Epileptics	43-44	Minor Ailments	22-23
Maladjusted	39-42	Orthoptic	26-32
Physically Defective	48	Physiotherapy	32-34
Speech Defects	46	Pre-School Children	24
Height and Weight	14	Speech Defects	46
Hygiene in Schools	10	Tuberculosis	48
Immunisation against Diphtheria	18	Uncleanliness	13
Infectious Diseases	16-17	Vaccination against Poliomyelitis ..	3
Inspection Clinic	14-15	Vaccination against Tuberculosis ...	18-20
"Light" Treatment	47	Vermin Infestation	13

THE EDUCATION COMMITTEE

For the Municipal Year 1957 - 58

is constituted as follows:-

- * THE WORSHIPFUL THE MAYOR (Mrs. Alderman M.A. Battle, J.P.)
- * Miss Alderman A. Proctor.
- * Alderman G. Hale, J.P. (Chairman).
- * " T. Holgate.
- * " G. Hollinrake.
- " W. Jackson.
- " S. Taylor.
- Miss Councillor E. Utley.
- * Councillor G. Blackston.
- " F. Booth.
- * " E. Halsall, J.P.
- * " J. Lord.
- * " J. L. Mercer.
- " W. Mills.
- " P. Mullen.
- " A. Proctor.
- " W. Roberts.
- * " T. Rushton.
- * " E. Sandy (Vice-Chairman).
- * " E. J. Willis.

The Rt. Rev. the Bishop Suffragan of Burnley.

- * The Rev. J. Keaton.
- The Rev. L. W. Morgan, B.A.
- Miss D. N. Chew, B.A., J.P.

- * Members of the Special Schools and Services Sub-Committee.

Public Health Department,
BURNLEY.

14th June, 1958.

The Chairman and Members
of the Education Committee.

Ladies and Gentlemen,

I have the honour to present to you my report on the work of the School Health Service during the year 1957. This is the twenty seventh report which I have submitted to you and the fiftieth in the series.

The medical and nursing supervision of school children has followed on the same lines as in previous years. Although the practice of ensuring that each child has three periodic medical inspections during school life has continued, an attempt has been made to devote more time to individual children whose health is below par and those whom school teachers consider to require more frequent supervision. The number of these special examinations exceed the number of routine inspections of particular age groups.

The fact that defects found during routine visits to schools which required treatment are only about one-third of the number found thirty years ago indicates a considerable improvement in health and physique over that period.

The notifiable infectious diseases were not present to any extent in epidemic form and, apart from the periodic appearance of measles, were not responsible for much absence from school. However, in August an explosive outbreak of Virus A. influenza commenced in Colne schools, spread rapidly to Burnley, and by the 4th September some schools had up to 50% of the children absent and two senior schools had 60%. The schools were closed for the autumn holiday on 5th September, one day earlier than usual. Soon after reopening on 16th September the epidemic abated.

Vaccination against poliomyelitis commenced in 1956, but shortage of supplies of the vaccine made it necessary to limit vaccination to selected age groups. Consequently during 1957 only 1995 school children were vaccinated.

Prophylaxis against tuberculosis has made some progress. The response to appeals to have their children inoculated resulted in an

acceptance by 64.5% of the parents of the thirteen year old group. This response is lower than in many other areas. In view of the undoubted value of B.C.G. vaccination of adolescents as a measure for the control of tuberculosis in industrial communities, it is desirable that all school leavers should be tested and if necessary vaccinated.

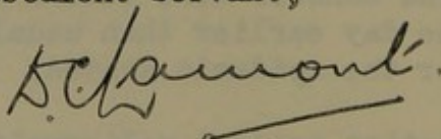
The number of children effectively protected against diphtheria has changed little in recent years and only 42% have a satisfactory degree of immunity. The fact that the town has been free from diphtheria for eight years has probably engendered an apathy on the part of parents, particularly the younger ones who have not experienced the anxiety of having children dangerously ill with this disease.

I would direct your attention to the interesting report by the Senior Orthoptist on the prevention of amblyopia ex anopsia by early ascertainment to ensure early preventive measures. It is now the practice to invite parents to take their children at the age of three years to the clinic for a check-up of their eyesight.

In November the Manchester Regional Hospital Board made available the services of a Consultant Orthodontist for one session weekly. This is a welcome addition to the dental service.

Once again I wish to express my appreciation of the interest shown by the members of the Special Schools and Services Sub-Committee in the work of the School Health Service and to thank the Director of Education and the head teachers for the help which they have at all times willingly given. Drs. Collins and Whitaker, the nursing and clerical staff have given loyal service. To Mr. S. Jackson, Senior Clerk, is much credit due for the smooth administration of the service.

I have the honour to be,
Ladies and Gentlemen,
Your obedient Servant,



Principal School Medical Officer.

GENERAL INFORMATIONSCHOOLS

In December, 1957 the total number of pupils enrolled in the Schools was 67 less than in December, 1956.

At the end of 1957, the numbers of children on the rolls were as follows:-

Nurseries, 537; Infant's Departments, 3273; Junior Departments, 5073; Modern Secondary and Technical High Schools, 3685; Academic Secondary Schools, 1058; Special Schools, 185; Total = 13811.

The numbers in the schools are:-

PRIMARY SCHOOLS.	<u>No. on Roll at 31st December, 1957.</u>		
	Nursery Classes	Infants Dept.	Junior Dept.
Barden	-	119	258
Burnley Wood	-	144	-
Lionel Street	-	182	497
Stoneyholme	29	188	333
Rosegrove	-	164	-
Hargher Clough	-	-	465
Habergham	-	103	-
Heasandford	-	184	437
Coal Clough	25	154	-
Todmorden Road	32	310	517
Whittlefield	25	77	-
Rosehill	-	142	277
Healey Wood	-	66	123
Lowerhouse	-	-	337
St. Peter's	-	60	137
Holy Trinity	-	123	204
St. Stephen's	-	151	314
St. Andrew's	-	85	164
Wood Top	-	62	85
Lane Head	-	62	97
Back Lane	-	46	93
Myrtle Bank	-	185	-
St. Mary's R.C.	-	316	-
St. Thomas's R.C.	-	65	116
St. Mary Magdalene's R.C.	-	115	246
St. John's R.C.	-	103	270
St. Augustine's R.C.	-	67	103

NURSERY SCHOOLS				No. on Roll
Accrington Road Nursery School	80
Habergham Nursery School	38
Rockwood Nursery School	41
Rosehill Nursery School	30
Myrtle Bank Nursery School	42
Lionel Street Nursery School	40
Elm Street Nursery School	37
Howard Street Nursery School	40
Rosegrove Nursery School	40
Barden Lane Nursery School	38
MODERN SECONDARY SCHOOLS				No. on Roll
Barden Boys' Modern Secondary	468
Burnley Wood Boys' Modern Secondary	276
Rosegrove Boys' Modern Secondary	554
Coal Clough Girls' Modern Secondary	436
St. Mary's R.C. Boys' Modern Secondary	278
St. Hilda's R.C. Girls' Modern Secondary	290
Walshaw Girls' Modern Secondary	522
Walshaw Girls' Modern Secondary (Annexe)	210
TECHNICAL HIGH SCHOOLS				No. on Roll
Burnley Technical High School				651
(Boys = 339; Girls = 312)				
ACADEMIC HIGH SCHOOLS				No. on Roll
Grammar School for Boys	541
High School for Girls	517
SPECIAL SCHOOLS				No. on Roll
Coal Clough Special School for Educationally				
Sub-normal children				77
Open Air School	108
<u>SCHOOL CLINIC</u>				

All Clinics of the School Medical Service, with the exception of the centre for bathing of verminous children and those suffering from scabies are centralised in the Elizabeth Street premises.

The total number of attendances of school and pre-school children at the various clinics was 26868, a decrease of 162 on the number for the previous year.

The School Clinic was open on 307 days.

7
CLINICS

Medical inspection in schools - approximately ten sessions each week.
General ailments - daily.
Dental inspection in schools - two to three sessions each week.
Dental treatment - daily.
Minor ailment treatment - daily.
Immunisation against diphtheria and whooping cough and vaccination against smallpox - one session each week.
Orthoptic treatment - approximately eleven sessions each week.
Physiotherapy, etc. - daily.
Artificial sunlight - two sessions each week.
Child Guidance - daily.
Speech therapy - daily.
B.C.G. vaccination against tuberculosis - sessions as required.
Vaccination against poliomyelitis - sessions when vaccine available.

SPECIALIST CLINICS

Ophthalmic - three sessions each week.
Orthopaedic - two sessions each month.
Paediatric - one session each month.

STAFF OF THE SCHOOL HEALTH SERVICE.

Medical Officer of Health and Principal School Medical Officer:-

D. C. LAMONT, M.B., Ch.B., D.P.H.

School Medical Officers:-

L. J. Collins, M.B., B.Ch., B.A.O., L.M., D.P.H.

E. P. Whitaker, M.B., Ch.B., M.R.C.S., L.R.C.P.

Principal Dental Officer:-

J. A. Pilling, L.D.S.

Assistant Dental Officer:-

K. Jackson, L.D.S.

J. Jackson, L.D.S. (Part-time Dental Officer - two sessions weekly)

Ophthalmic Specialists (part-time):-

K. R. Brown, M.B., D.O.M.S., D.O.
T. E. Shannon, M.B., D.O.M.S.

Paediatrician (part-time)

W. M. L. Turner, M.D., M.R.C.P., D.C.H., D.L.O.

Four Health Visitor-School Nurses; One Physiotherapist (part-time);
One Educational Psychologist; One Psychiatric Social Worker (part-time);
Two Orthoptists; One Speech Therapist; Five Clerks; Two Dental
Clerk/Attendants.

REPORT.CO-ORDINATION AND CO-OPERATION WITH OTHER HEALTH SERVICES AND
OTHER STATUTORY AND VOLUNTARY BODIES.

The specialist clinics for eye and orthopaedic defects and paediatrics are held in the school clinic premises. The specialists employed by the Manchester Regional Hospital Board in the Burnley hospitals are also the officers who attend these clinics. No charge is made by the Regional Hospital Board to the Education Authority for the services of the Orthopaedic Surgeon and Ear, Nose and Throat Specialist. The Ophthalmic Surgeons and Paediatrician are paid on a sessional basis by the Authority.

To meet the convenience of the Ear, Nose and Throat Specialist, children are referred to him at the out-patient clinic in Victoria Hospital in lieu of special sessions previously held in the School Clinic premises. Ear, nose and throat and eye cases continue to be admitted to hospital without any appreciable delay.

The two orthoptists treat children in the School Clinics of Burnley and Nelson and in the Ophthalmic Department of Burnley Victoria Hospital. Early in 1958, the sessional time allocated between the clinics and the Hospital was rearranged, so that nine sessions a week are devoted to treatment in the Burnley School Clinic, seven sessions in Nelson (Lancashire County) School Clinic and four sessions in the Hospital. This ensures continuity of orthoptic treatment before admission, while in hospital and after discharge from hospital. Treatment is also given to adult patients in the Hospital. The cost of the orthoptic service is borne pro rata by the two Education Authorities and the Hospital Management Committee.

The School Health Service is closely co-ordinated with the services for the care of young children, vaccination and immunisation and prevention of illness and after-care administered in accordance with Sections 22, 26 and 28 of the National Health Service Act, 1946. The two medical officers who undertake the clinical duties in connection with medical inspection and clinic treatment of school children are also employed in the service for the care of infants and young children and conduct infant welfare, immunisation and vaccination clinics. All the clinics and forms of treatment, including specialist clinics, are equally available for children attending schools and nurseries and for children referred from infant welfare centres.

Child Guidance duties are undertaken by the whole-time Educational Psychologist, with the assistance of a part-time Psychiatric Social Worker, who is employed for an average of four sessions each week. It is still not possible to obtain the services of a child psychiatrist.

The Thursby Convalescent Home, Lytham St. Annes, which is administered by a voluntary Committee, received 121 Burnley school children for periods of two to three weeks of convalescence between April and October. The selection of children is the responsibility of the School Medical Officers.

Information regarding the suitability of school leavers for different forms of employment is passed from the School Health Department to the Juvenile Employment Bureau of the Ministry of Labour.

Co-operation with both statutory and voluntary bodies is well established and no difficulties arise. Information and advice are freely given between the general practitioner, the hospital staffs and the school medical officers. The local hospitals supply lists of children admitted and discharged. Health Visitors attend the hospital children's wards and the paediatric out-patient clinics.

I would like to express my thanks to the Almoners and Hospital Secretaries, the School Welfare Officers, the N.S.P.C.C. Inspector, the Ministry of Labour Youth Employment Officer, the Superintendent of the House of Help, the Secretary of the Council of Social Service, the Area Manager of the National Assistance Board, the W.V.S. Organiser and the Head Teachers of the Schools for their assistance in the work of the School Health Service.

I have repeatedly drawn attention to the small number of parents who are present in the schools when routine medical inspections are being undertaken. All parents are invited by letter to come, and although about two-thirds of the parents are present when the youngest group of children are being inspected, very few attend for the

second and practically none for the third routine inspections. Now that much fewer mothers are in whole-time employment, there would appear to be no valid reason why many more should not be present. The school medical officers would welcome the opportunity to discuss with mothers the physical condition of the older children before they are due to leave school. When 1068 children aged 14 years and over were inspected, of whom 116 were found with conditions which required treatment, only 14 parents were present at the time of medical examination.

The numbers of parents who were present when children were being submitted to routine inspection were:-

With the Entrants	880 or 62.4%
With the Second Age Groups	554 or 32.9%
With the Third Age Groups	14 or 1.3%

School Hygiene and Sanitary Accommodation

The conveniences of all schools in the Borough have now been modernised and are hygienically satisfactory. Frequent inspections by the public health inspectors have ensured that they are maintained in a clean condition.

MEDICAL INSPECTION IN SCHOOLS

The total number of pupils inspected in the schools was 4636 which is 33.6% of the total on the rolls. In addition, inspections for special purposes or re-inspections of pupils suffering from defects or diseases amounted to 5305, so that altogether 9941 examinations were made.

The following table gives details of the ages of the children submitted to routine inspection:-

AGES	ENTRANTS									SECOND AGE GROUP					THIRD AGE GROUP					Other Periodic Inspections.		
	2	3	4	5	6	7	8	9	Total	10	11	12	13	Total	14	15	16	17	18		19	Total
BOYS	66	51	142	318	68	33	29	35	742	741	62	25	21	849	361	46	75	6	12	-	500	217
GIRLS	54	52	130	274	64	22	34	39	669	699	74	40	24	837	469	30	56	3	10	-	568	254
TOTALS	120	103	272	592	132	55	63	74	1411	1440	136	65	45	1686	830	76	131	9	22	-	1068	471

	Boys	Girls	Total
Total Routine Inspections	2308	2328	4636

Other Inspections:-

No. of Special Inspections and Re-inspections:-	Special Inspections	Re- inspections	Total
At Schools	143	3871	4014
At School Clinic	1197	94	1291
	<u>1340</u>	<u>3965</u>	<u>5305</u>

Visits of Medical Officer.

The number of visits paid to the Schools were:-

For Routine Medical Inspection:	331
For "Following-up" Defects:	2

The 471 other periodic inspections shown above are in respect of children who were first inspected as "entrants" in the nursery classes and are now between six and eight years of age. These additional inspections were made to bridge the gap of six or seven years before they are due to be inspected in the second age group when they reach the age of 10 years.

In addition to 2 special visits to schools for the following-up of defects, the Medical Officers saw, at the completion of the routine inspections in each school, children who required supervision on account of defects found at a previous inspection. Owing to time being devoted to vaccination against poliomyelitis, fewer "follow-up" visits to schools were made than in previous years.

The Nursery Schools and Nursery Classes. The ten nursery schools have 426 young children on the roll and the nursery classes in four other schools have 111 making a total of 537 children under five years of age who receive nursery care. Frequent visits for supervision of these young children were made during the year, and 386 were given a full routine medical examination.

REVIEW OF THE FACTS DISCLOSED BY MEDICAL
INSPECTION

The statistical tables will be found on Pages 49 to 58 inclusive.

The statistics of routine inspections show that of 4636 pupils inspected in the various age groups, 604 were found to require treatment, apart from dental attention. In the entrant group the percentage of children with defects requiring treatment was 12.8%, as compared with 12.3% in 1956. In the second age group, the percentage in 1957 was 14.4 as compared with 12.1 in 1956 and in the third age group the percentage with defects requiring treatment was 10.9% as compared with 5.4% in 1956. Of the total children inspected routinely, 13.0% required treatment, as compared with 10.8% in 1956 and 10.5% in 1955.

Although the percentage of children with defects requiring treatment has shown a slight increase during 1956, a steady improvement has been shown during the last thirty years:

Average percentage of children found to have defects requiring treatment.

1957	13.0
1952 - 56	11.2
1947 - 51	11.7
1942 - 46	14.6
1937 - 41	22.6
1932 - 36	28.5
1927 - 31	37.9

Of the 604 found to require treatment, 162 had vision defects, mainly errors of refraction. This is 3.5% of the total inspected. In 1956, 2.4% were found to have defective vision. 250 children were examined by the eye specialist for the first time and 760 who had been under supervision in previous years were re-examined. One hundred and ninety-four children were prescribed spectacles for the first time and 509 who had previously worn spectacles and whose vision showed changes were supplied with prescriptions for new spectacles through the authority's eye clinic. In addition, 120 children were prescribed spectacles otherwise than through the School Health Service. The children in the youngest age group continue to have fewer vision defects than the older pupils. One hundred and twenty pupils were found to squint, and in 46 the divergence was considered to be sufficiently great as to necessitate reference to the specialist.

At both routine and special inspections 948 children were noted in whom nose and throat defects were present to a greater or lesser extent. The majority of these had enlarged or unhealthy conditions of tonsils and evidence of adenoids. Only 142 required to be referred to the specialist for further opinion or treatment.

Diseases of the heart and circulation showed a slightly lower incidence to that of the previous year, being present in 1.2% of those inspected, and this compares favourably with the average incidence of 1.8% during the decennium 1947 - 1956. Most of the heart conditions were functional; cases of severe organic disease following rheumatic fever or acute infections have been relatively rare for several years.

Vermin Infestation. The health visitors made 143 surveys in schools, for general cleanliness and to detect vermin infestation. Forty five thousand five hundred and thirty five inspections were made of individual pupils. One thousand and forty instances of infestation in respect of 837 pupils were found. The usual home visits were made and mothers were advised on appropriate measures to cleanse children's hair and prevent re-infestation.

This is not a serious problem in schools today, the instances of infestation being only 2.3% of the children inspected by the health visitors. Generally the infestation is limited to some nits in the hair of girls, and the presence of lice is extremely rare. Where infestation is found, it is almost invariably families who are otherwise unsatisfactory, the children being generally neglected, mothers thriftless and homes dirty.

Clothing and Footgear. Again during 1957, as in previous years, careful inspection was made by the Medical Officers of the clothing and footgear of children to see if present-day conditions were causing children to be badly or insufficiently clad. An analysis of the findings in respect of 4636 children shows that none had seriously defective clothing and only one had very defective footwear.

	Clothing.		Footgear.	
	No. of children.	%	No. of children.	%
Children classified as very good	4448	95.9	4441	95.80
Children classified as good ...	188	4.1	194	4.18
Children classified as defective	-	-	1	0.02

THE PHYSIQUE OF THE SCHOOL CHILD (as judged by weight and height)

The average heights and weights of children recorded in specific age groups show little change during the last few years, although in the youngest group of nursery children there is a tendency to increase in weight. Generally heights and weights in all age groups are now much in excess of those recorded thirty or more years ago for children who were then in the same age groups. Mothers and fathers now aged about 30 years have children in infant schools who are about two inches taller and from three to four pounds heavier than they themselves were when in infant schools.

AVERAGE HEIGHT AND WEIGHT OF PUPILS

	Aged 3 years		Aged 5 years		Aged 10 years		Aged 14 years	
	Boys	Girls	Boys	Girls	Boys	Girls	Boys	Girls
Number inspected	51	52	318	274	741	699	361	469
Average height in inches	38.4	39.1	42.9	42.7	53.3	53.2	61.9	61.0
Average weight in pounds	34.3	35.9	42.3	41.9	71.7	71.0	102.0	104.5

Physical Condition. The physical condition of children at all ages continues to be very satisfactory, and evidence of malnutrition is now very rare. Of 4636 pupils, whose physical condition was noted, only 12 were considered to be in an unsatisfactory physical condition and eight of these were in the youngest age group. Among the group of pupils aged 14 years and over, only one was found to be in an unsatisfactory physical condition. Of all the pupils classified for this purpose 99.7% were considered to be satisfactory.

THE INSPECTION CLINIC

During the year 1197 children attended the Inspection Clinic the total attendances being 1291. One thousand two hundred and fifty four of the attendances were in respect of defects which did not require the exclusion of the children from Schools. Certificates of exclusion from school for varying periods were granted in respect of the remaining 37 attendances.

No cases of ringworm and only two cases of scabies required to attend the clinic, and no cases of either disease were found during the routine inspection of 4636 children in schools. Eight cases of impetigo found during routine inspections and forty-one treated at the clinic are considerably more than were discovered in the previous year.

The following is a summary of the defects found in school children attending the inspection clinic:-

			Requiring Treatment	Requiring Observation
Ringworm	-	-
Scabies	1	1
Impetigo	25	-
Other Skin Diseases	84	2
Eye Defects	215	39
Ear Defects	48	3
Nose and Throat Defects	82	8
Speech Defects	14	13
Lymphatic Gland Enlargement	8	2
Heart and Circulation Defects	1	2
Lung Diseases	21	5
Development Defects	-	2
Orthopaedic Defects	36	8
Nervous System Defects	3	1
Psychological Conditions	15	-
Abdomen	2	2
Other Conditions	230	5
			<hr/>	<hr/>
	Total	...	785	93
			<hr/>	<hr/>

Miscellaneous Examinations. In addition to the above, the following examinations were made at the Clinic:-

For freedom from infection prior to admission to Orthopaedic Hospitals	3
For freedom from infection prior to admission to Camp School	554
For suitability for Convalescent and Holiday Homes	185
Prior to admission to Residential Schools and Approved Schools	38
Children to be boarded out (Children's Department)	29
For fitness for employment on leaving School	35
Reports for Juvenile Court	6
For suitability for employment out of school hours	142
For fitness to take part in Juvenile Entertainment	6
Miscellaneous Inspections by nurses	344

FOLLOWING UP

Pupils with defects were followed up by the school health visitors to ensure that treatment was received where this was found necessary and that advice and guidance were given to parents and teachers. This involved 8,179 visits to schools and homes of parents, apart from the visits made to schools in connection with routine medical inspection.

No. of visits by the Medical Officers to schools for follow-up inspection of children with defects 2

Follow up visits by the Nurses for:-

Defective vision	5282
Nose and Throat Defects	169
Other Defects	2728
							<u>8179</u>

INFECTIOUS DISEASEReview of the action taken to detect and prevent the spread of Infectious Disease

During 1957, infectious diseases, apart from measles, were not prevalent in epidemic form and few patients were admitted to hospital.

Forty-one cases of scarlet fever occurred in children of compulsory school age and these were evenly distributed throughout the year:

There were 1765 cases of measles notified during 1957, all but six being in children under 15 years of age; 1178 were under 5 years and 581 in children between 5 and 14 years of age. German measles decreased appreciably, there being only 54 cases as against 878 in 1956. Of these, 19 were in children aged 5 to 14 years and 34 in children aged under 5 years. Most of the cases of measles occurred in the last six months of the year.

Fifty-nine cases of whooping cough in children of school age were notified, as compared with 89 in children under five years of age.

Three cases of pneumonia in school children were notified.

Notifications of tuberculosis in children under fifteen years of age numbered ten. Nine of these were in the 5 to 14 years age group and one was under five years of age. Of the nine cases in the age group 5 to 14 years, four were early cases of pulmonary tuberculosis, three of whom were contacts of other members of their households. The five non-pulmonary cases were gland infections. The child under five years of age also had gland infection.

During the past eight years, apart from two doubtful cases, which were not confirmed on bacteriological investigation, diphtheria has been absent from the town. The following figures show the decrease in the number of cases (all ages) notified over the past twelve years:-

1946 - 71	1950 - 1	1954 - Nil
1947 - 33	1951 - Nil	1955 - Nil
1948 - 16	1952 - 1	1956 - Nil
1949 - 9	1953 - Nil	1957 - Nil

There was a marked decrease in the incidence of Sonne's Dysentery during the year, 23 cases (all ages) being notified. Of these six were in children of compulsory school age and 10 in children under 5 years of age. It was mild in type and occurred principally in the first quarter of the year.

The notifiable diseases among children of compulsory school age (5 - 14 years) notified to the Medical Officer of Health were as follows:-

Disease	No. of notifications	Deaths
Scarlet Fever	41	-
Whooping Cough	59	-
Diphtheria	-	-
Measles and German Measles	600	-
Primary and Influenzal Pneumonia	3	-
Meningococcal Infection	-	-
Dysentery	6	-
Respiratory Tuberculosis	4	-
Non-Respiratory Tuberculosis	5	-
Acute Poliomyelitis	-	-
Food Poisoning	-	-

Immunisation against Diphtheria. In 1957, the number of children immunised against diphtheria under the Local Health Authority's arrangements, both in the central clinic and by general practitioners, was 867. It is estimated that at 31st December, 1957, the child population of the Borough consisted of 5,800 children under five years of age and 12,100 between five and fifteen years. Of these only 52.3% of the under fives and 74.6% of the five to fifteen years age group have been immunised against diphtheria. These percentages do not, however, show a true immunity index, because many of the children have not received "booster" injections and immunity is reduced with passage of time. The number of "booster" injections given during the year (all ages) was 784.

Age groups of children with a satisfactory degree of immunity are:-

Under 1 year	13.7%
1 - 4 years, inclusive	62.7%
5 - 14 years, inclusive	36.5%
Total under 15 years	<u>41.6%</u>

The numbers dealt with during 1957 were:-

Immunisation completed	Primary			Total	No. of Re-inforcement Injections. (all ages)	Total immunised
	Under 5 years	5 - 14 years	Adults			
At L.A. Clinic	533	38	-	571	640	1211
By Medical Practitioners	282	14	-	296	144	440
TOTAL	815	52	-	867	784	1651

B.C.G. Vaccination against Tuberculosis.

The Scheme for B.C.G. vaccination to protect adolescents against tuberculosis, which was inaugurated in 1954, following sanction from the Ministries of Health and Education, was continued. This scheme enables vaccination to be offered to children towards the end of the

year preceding their fourteenth birthday, and provides for those protected against tuberculosis to be followed up for at least a further year before they leave school.

In 1957, the number of parents who consented to the vaccination of their children was more than in the previous year, the acceptances being 64.5% of the children in the appropriate age group, as compared with 54.7% in 1956 and 57% in 1955.

The following statistics give details of the numbers vaccinated during 1957, and a review of those who were vaccinated in the previous year.

Vaccination was offered to 1096 pupils of whom 707 (64.5%) accepted it. Of these 582 (82.3%) were found to be suitable and were protected.

Particulars are as follows:-

<u>No. of Pupils in 13 year age group (1957)</u>	<u>Boys</u>	<u>Girls</u>	<u>Total</u>
(a) To whom B.C.G. vaccination was offered	558	538	1096
(b) No. of above (a) who accepted ...	352	355	707
(c) No. of (b) who were found to be:-			
(i) Mantoux negative	294	288	582
(ii) Mantoux positive	58	67	125
(d) No. of (c) (i) who were given B.C.G. vaccination	294	288	582 +
(e) No. of (d) whose Mantoux test was positive after B.C.G. vaccination	294	286	580
(f) No. who required a further B.C.G. vaccination as not rendered Mantoux positive after 1st vaccination	-	-	-

+ Includes two girls who had left town before post-vaccinal test was due.

Total attendances at B.C.G. Clinic in respect of the above cases 2574

Children vaccinated with B.C.G. in 1956.

	<u>Boys</u>	<u>Girls</u>	<u>Total</u>
No. of pupils whose Mantoux test was positive after B.C.G. Vaccination during 1956 ...	231	231	462
No. of the above pupils whose Mantoux test was still positive during 1957	223	223	446
No. of pupils whose Mantoux test was negative and required a further B.C.G. vaccination	-	-	-
No. of pupils who left town before annual test was due	8	8	16
No. of pupils whose parents withdrew consent for the annual test	-	-	-
Total attendances at B.C.G. Clinic in respect of the above cases	892
Total attendances at B.C.G. Clinic in respect of all cases	3466
No. of 13 year old children given B.C.G. vaccination since the inauguration of the Scheme in 1954	1859

MEDICAL TREATMENT

No alteration was made in 1957 in the arrangements for the treatment of school children. The staffing by hospital consultant staff of the ophthalmic, paediatric and orthopaedic clinics held in the Authority's premises ensures good co-operation with the local hospitals, when operative treatment is required. Co-operation with general medical practitioners continues to be satisfactory and interchange of information and clinical reports between the school medical officers and general practitioners and hospital medical staffs is well maintained.

The consultant paediatrician holds a clinic monthly in the school clinic premises for cases referred to him by the school medical officers and from the infant welfare centres. During the year, 42 school children and 8 pre-school children were examined, the attendances being 51 and 10 respectively. The interest and co-operation of the paediatrician has been valuable, both in regard to children seen by him at the school clinic and those under his care in hospital wards and out-patient clinics.

The 26,868 attendances for all purposes at the Clinic are 162 less than in 1956.

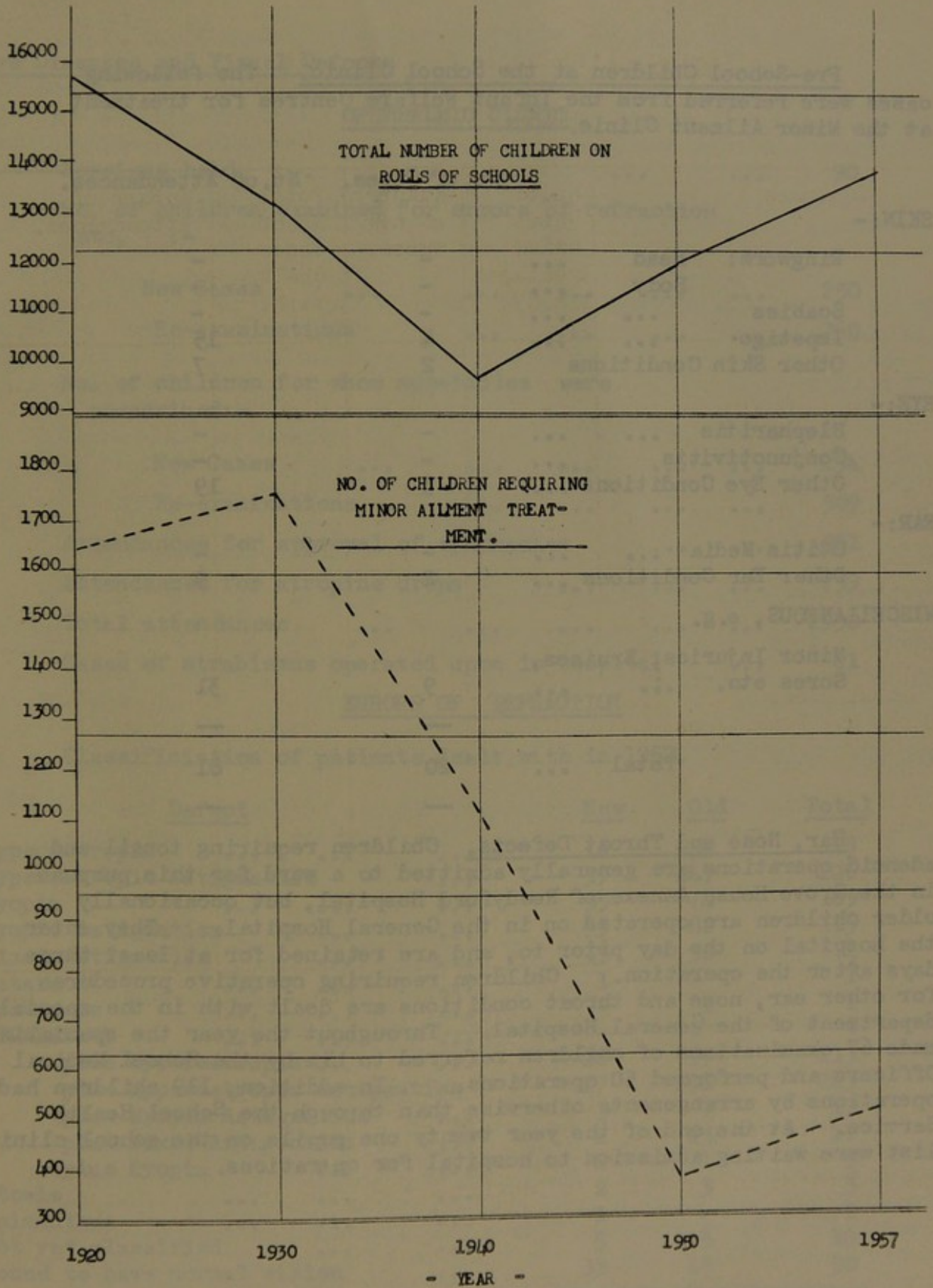
Total Clinic Attendances (Pre-School and School Children)

	Dental Treatment	Minor Ailment Clinic	Medical Clinic S.M.O.	Consultant Paediatrician's Clinic	Ophthalmic Clinic	Orthoptic T'ment	Physiotherapy and Orthopaedic T'ment	Treatment of Speech Defects	Artificial Sunlight Treatment	B.C.G. Vaccination	Child Guidance	Educational Guidance	Miscellaneous	Total
School Children	5620	3986	1291	51	2930	2086	1974	2727	264	3466	83	198	1342	26018
Pre-school Children	16	81	71	10	159	194	188	15	116	-	-	-	-	850

Minor Ailments - Attendances for treatment.School Children

Diseases	No. of Cases under treatment 1.1.57.	Number of new cases.	Total No. of cases dealt with.	Number of attendances.
<u>SKIN:-</u>				
Ringworm: Scalp ...	-	-	-	-
Body ...	-	-	-	-
Scabies	-	-	-	-
Impetigo	-	41	41	428
Other skin diseases ...	8	61	69	418
<u>EYE:-</u>				
Blepharitis	-	1	1	4
Conjunctivitis	-	2	2	4
Iritis	-	-	-	-
Keratitis	-	-	-	-
Corneal Ulcer	-	-	-	-
Other Eye Conditions	-	21	21	94
<u>EAR:-</u>				
Otitis Media	-	1	1	8
Other Ear Diseases ...	2	36	38	179
<u>MISCELLANEOUS</u> , e.g. Minor Injuries, Bruises, Sores, etc.				
	-	340	340	2851
	10	503	513	3986

The number of children who required to attend the clinic for minor ailment treatment was slightly lower than in the previous year and again represents only 3.7% of the total number on the Schools' Rolls, as compared with 13% in the year 1930. The accompanying chart shows the reduction in the number of children requiring treatment for minor ailments over the last twenty-seven years.



Pre-School Children at the School Clinic. The following cases were referred from the Infant Welfare Centres for treatment at the Minor Ailment Clinic.

			No. of Cases.	No. of Attendances.
SKIN:-				
Ringworm:	Head	...	-	-
	Body	...	-	-
Scabies	-	-
Impetigo	4	15
Other Skin Conditions			2	7
EYE:-				
Blepharitis	-	-
Conjunctivitis		...	-	-
Other Eye Conditions	...		3	19
EAR:-				
Otitis Media	-	-
Other Ear Conditions	...		2	9
MISCELLANEOUS, e.g.				
Minor Injuries, Bruises, Sores etc.	9	31
			—	—
	Total	...	20	81
			—	—

Ear, Nose and Throat Defects. Children requiring tonsil and adenoid operations are generally admitted to a ward for this purpose in the Grove House Annexe of Reedyford Hospital, but occasionally older children are operated on in the General Hospital. They enter the hospital on the day prior to, and are retained for at least three days after the operation. Children requiring operative procedures for other ear, nose and throat conditions are dealt with in the special department of the General Hospital. Throughout the year the specialist made 67 examinations of children referred to him by the School Medical Officers and performed 50 operations. In addition, 119 children had operations by arrangements otherwise than through the School Health Service. At the end of the year twenty one pupils on the school clinic list were waiting admission to hospital for operations.

Eye Diseases and Visual DefectsOPHTHALMIC CLINIC

Sessions held	90
No. of children examined for errors of refraction etc. :-						
New Cases	250
Re-examinations		760
No. of children for whom spectacles were prescribed:-						
New Cases	194
Re-examinations		509
Attendances for approval of spectacles				901
Attendances for atropine drops			739
Total attendances	2930
Cases of strabismus operated upon in hospital					...	21

ERRORS OF REFRACTION

Classification of patients dealt with in 1957.

<u>Defect</u>	<u>New</u>	<u>Old</u>	<u>Total</u>
Hypermetropia	16	59	75
Hypermetropic Astigmatism	59	147	206
Myopia	35	74	109
Myopic Astigmatism	33	82	115
Mixed Astigmatism	15	56	71
Cataract	1	-	1
Nystagmus	-	1	1
STRABISMUS	-	-	-
plus Hypermetropia	16	97	113
plus Hypermetropic Astigmatism	27	196	223
plus Myopic Astigmatism	3	7	10
plus Mixed Astigmatism	2	15	17
plus Myopia	2	1	3
Ptosis	2	3	5
Epicanthus	1	-	1
Not yet classified	5	5	10
Found to have normal vision	33	17	50
Totals	250	760	1010

ORTHOPTIC TREATMENT

The following table shows the number of children who attended for examination and treatment by the Orthoptists. All cases requiring orthoptic treatment are first examined by the Ophthalmic Surgeons.

	School Children	Pre- School Children	Total
NO. OF INDIVIDUAL CHILDREN SEEN AT THE ORTHOPTIC CLINIC	559	59	618
ATTENDANCES:-			
(a) For Orthoptic Examination	185	28	213
(b) For Treatment	619	20	639
(c) For Inspection and Supervision	1282	146	1428
	<hr/> 2086	<hr/> 194	<hr/> 2280
CHILDREN REFERRED FOR OPERATIVE TREATMENT	30	2	32
CHILDREN RECEIVED OPERATIVE TREATMENT ...	21	3	24
No. of Sessions devoted to treatment or supervision			423

THE SENIOR ORTHOPTIST SUBMITS THE FOLLOWING REPORT:-

Consequent upon the appointment at the beginning of the year of an assistant orthoptist, the work of the department has been brought up to date and time has been available for more detailed investigations to be carried out.

In addition, a certain amount of time has been devoted to statistical research in connection with the prevention and treatment of amblyopia ex anopsia by occlusion therapy, and a paper giving the results of this survey was read at a meeting of the Northern Branch of the British Orthoptic Society and is to be published in the British Orthoptic Journal.

There has been much discussion recently concerning the new method of treatment for amblyopia ex anopsia known as "pleoptics", which was first introduced and is being practised in Europe, and has received the attention of ophthalmologists and orthoptists in this country. It is considered that this treatment is expensive when the cost of equipment, orthoptist's time, child's time out of school and possibly the parents time away from work are considered, and it is

essentially therapeutic whereas the ideal is obviously prevention.

Amblyopia ex anopsia has been described by Gundersen (Journal of American Medical Association) as a PREVENTABLE form of blindness, and early visual determination has been advocated. It is universally accepted that early preventive measures give the patient the best chance of developing and retaining good sight in a squinting eye and, therefore, along with any new methods of treatment, must go constructive suggestions on prevention. It is considered that a School Clinic Eye Service, with the facilities of the child welfare and school health services at its disposal, can play a special role in these preventive measures, providing there is complete liaison with the staffs of the ophthalmic department of the hospital, and ideally with the same staff operating the two services.

Patients are referred for examination and treatment in the Ophthalmic Department from various sources and details are given in Table I of 730 cases who were referred between January, 1955 and September, 1957.

TABLE I

Referred from:-	<u>Reason for referral</u>			<u>TOTAL</u>
	<u>Squint</u>	<u>Unequal Vision</u>	<u>All Others</u>	
Infant Welfare Centre	59	-	1)	463 (64%)
School Medical Inspection	69	114	220)	
Inspection Clinic	67	28	126)	221 (30%)
Hospital	29	-	9)	46 (6%)
General Practitioner	7	-	1)	
	231	142	357	730

The standards for unequal vision were taken as 6/18 or worse in one eye and 6/9 or better in the other eye, and children whose visual acuity was 6/12 or worse in each eye. Those who had symptoms such as headaches, excessive blinking, etc., are included in the third group.

Table II gives details of the ages at which the 231 children suffering from squint were referred for treatment.

TABLE II

Children referred on account of squint

	<u>Age when referred for treatment</u>				TOTAL	
	Under 2 yrs.	2 - 4 yrs.	5 - 8 yrs.	9 - 12 yrs.		
Referred from: -						
Infant Welfare Centre	24	35	-	-	59	} (55%)
School Medical Inspection	-	19	40	10	69	
Inspection Clinic	5	33	24	5	67	} (29%)
Hospital	2	22	3	2	29	} (16%)
General Practitioner	-	5	2	-	7	
	31	114	69	17	231	
	(13.4%)	(49.3%)	(29.9%)	(7.4%)		

From this information it will be seen that:-

- (1) Over half (55%) were referred as a direct result of the activities of the staffs at the infant welfare centres and school medical inspection.
- (2) Almost one third (29%) were brought to the clinic by the parent, possibly having been prompted to do so by teachers. A few were also referred by opticians.
- (3) About one-sixth (16%) were referred by the general practitioners either directly or through the hospital service.

It will also be seen that almost 63% of the cases were referred before the age of 5 years.

Thus it is shown how important is the part played by the staffs of the child welfare and school health services in making an early diagnosis and, consequently, arrangements for adequate treatment.

Results of treatment.

Details have been tabulated to show the long term results of treatment by occlusion, both as a preventive and therapeutic measure.

Table III gives details of the visual acuity of children who are still on the books of the ophthalmic and orthoptic clinics and who have at some time worn some form of occlusion, and for whom it has been discontinued either (a) because normal vision has been acquired or restored or (b) where no further improvement could be obtained.

TABLE III

Final result of all children who have at some time worn some form of occlusion.

State of binocular vision

	Manifest deviation Fixation disparity	B.S.V.c anisometropia of 2.0.D. or more sphere, or 1.5 D or more cylinder.	Fully binocular Accommodative strab. Intermittent divergence.	TOTAL
<u>Final acuity</u>				
6/6 or better each eye	199	31	133	363
6/12 or worse each eye	11	-	6	17
6/9 one eye 6/9 or better other eye	66	9	33	108
6/12 one eye 6/9 or better other eye	28	2	2	32
6/18 one eye 6/9 or better other eye	17)	-	-	17
6/24 one eye 6/9 or better other eye	11)	-	-	11
6/36 one eye 6/9 or better other eye	11)	-	-	11
6/60 or less 6/9 or better other eye	16)	-	-	16
	359	42	174	575

From Table III it will be seen that 55 children out of a total of 575 failed to acquire at least 6/12 visual acuity in the squinting eye, and further investigation of these 55 cases showed that:-

- (1) In 41 cases the occlusion had either not been worn properly, or had been worn for a time, and then further treatment refused. In 29 of these cases, however, there had been some improvement.
- (2) In 6 cases there was later found to be some pathological condition.
- (3) In only 8 cases was it felt that there had been no result from occlusion. In considering these cases it was revealed that the average age when occlusion was started was 5 years 8 months and that 5 cases had already developed eccentric fixation, 2 had poor fixation, and 1 had a marked degree of anisometropia.

Table IV gives details of the visual acuity of all children who had left school during 1955 and 1956, and whose acuity had been recorded at the age of fourteen years or over by the school nurses. Where there were ophthalmic records, these were also checked, so as to exclude, as far as possible, any error in recording.

TABLE IV

Visual acuity of 1497 school leavers 1955 and 1956.

6/9 or better each eye	1401	
6/12 or worse each eye	22	
6/12 one eye 6/9 or better other eye	33	
6/18 one eye 6/9 or better other eye	16	} 41 (2.7%)
6/24 one eye 6/9 or better other eye	7	
6/36 one eye 6/9 or better other eye	9	
6/60 or less 6/9 or better other eye	9	
			<hr/>	
			1497	
			<hr/>	

0.6% had 6/60 or less visual acuity in one eye.

These statistics apply to all children in the town, regardless of where they received treatment, and whether or not they wore glasses.

It is shown that 41 cases (2.7%) had an amblyopic eye of 6/18 or less but only 9 (0.6%) had amblyopia of 6/60 or less.

The 41 cases were considered in detail, and the following facts were revealed:-

Treated privately	9	
High refractive errors	4	
Artificial eye and eye injury	2	
Anisometropia - seen too late	7	} 22
Occlusion tried, but either started too late or not worn properly	15	
Treatment refused	2	
Seen early - occlusion worn spasmodically	1	} 2
Seen early - no result from occlusion	1	
			<u>41</u>	

From this information it would appear that a further 22 children might have left school with better sight had they been treated earlier or had there been better co-operation, and in only 2 cases was it felt that occlusion had produced no result.

Conclusion.

The purpose of this research was to obtain results of the work of the ophthalmic and orthoptic departments over a period of years, and also for the school population as a whole.

It is shown how valuable is the work of the child welfare and school health service in referring children early, and it is stressed again that early treatment is absolutely vital if the child population is to reach adult life with good sight in each eye.

In spite of what are considered to be good results of the work of the department there are still some parents who, for a variety of reasons, refuse treatment. Sometimes it is difficult for them to believe that the sight of a squinting eye can be lost. Often they have been told by others that the child will "grow out of" the squint,

and sometimes where treatment has been delayed and consequently the sight almost lost, they resent the handicap which the child must temporarily suffer if the "good" eye is occluded. They should consider the tragic handicap such a person would suffer if the sight of the "good" eye was seriously affected in later life through any unforeseen trauma or disease.

It is important that all people who are interested in the welfare of children should realize that treatment of a squint should be begun as a matter of urgency, no matter how young the patient may be and that any "waiting and seeing" so often advocated by many people, should be done, if at all, by the staff of an ophthalmic department, who, by their specialized knowledge and facilities, at least know what they are waiting for. To quote Sir Stewart Duke-Elder -

"No hesitation is ever felt in treating impending blindness from glaucoma as a matter of urgency, or in calling in all the forces of medicine to prevent the loss of central vision in a case of spreading choroiditis, but the blindness of amblyopia or the development of a central scotoma in a squinting child is too often dismissed with the vain hope that the patient "will grow out of it" or that the deformity (function being casually neglected) will eventually rectify itself".

THE PHYSIOTHERAPY CLINIC

The Assistant Orthopaedic Surgeon held 16 Consultant Clinic Sessions in the School Clinic premises. As practically all cases requiring orthopaedic treatment or hospital care are now dealt with in the Orthopaedic Clinic of Victoria Hospital, the children attending the clinic in the Elizabeth Street premises are mostly those who require physiotherapy and exercises. The types of cases dealt with are summarised below.

	School Children.	Pre-School Children.
New cases examined	39	12
Old cases examined	79	24
Attendances of old cases	147	59

<u>CLASSIFICATION OF DEFECTS:-</u>				School Children.	Pre-School Children.
Infantile Paralysis	9	-	
Spastic Paralysis	6	2	
Deformities of feet -					
(a) talipes	8	1	
(b) other	34	11	
Other deformities of lower limb	21	15	
Spina Bifida	1	-	
Other deformities of spinal column			7	-	
Torticollis	1	1	
Schlatter 's disease	1	-	
Dislocation of hip joint		...	8	-	
Arthritic diseases	1	-	
Tuberculous bone and joint disease			2	-	
Traumatic and Postural conditions			3	1	
Other conditions	16	5	
			<hr/> 118 <hr/>	<hr/> 36 <hr/>	

Thirty two school children and 12 pre-school children were supplied with splints, plaster cases and other surgical appliances.

Two cases were receiving hospital treatment on 1st January, 1957; four were admitted to and four were discharged from hospital during the year, leaving two in hospital at the end of the year. The average duration of stay in hospital of those discharged was 249 days.

At the end of the year, 98 children remained on the register (81 school children; 17 pre-school children).

In addition to the treatment of patients on the Clinic Register, the physiotherapist gave remedial exercises, massage, breathing exercises, etc., to children with minor deformities and postural defects and post-operative tonsil and adenoid cases referred to her by the School Medical Officers.

The following children were referred by the school medical officers directly to the physiotherapist for treatment.

	School Children	Pre-School Children
No. of patients	206	19
	—	—
Treatments: For remedial exercises	344	68
For breathing exercises	1293	14
For corrective treatment	40	11
	—	—
	<u>1677</u>	<u>93</u>

The total attendances at the clinic were 2162

ARTIFICIAL SUNLIGHT -

	School Children	Pre-School Children	Total
No. of patients ...	26	19	45
No. of attendances ..	264	116	380

Report on the work of the School Dental Department.

By Mr. J. A. Pilling, L.D.S.

In the year under review, the Manchester Regional Hospital Board appointed Mr. Norman Wild as Consultant Orthodontist for the Burnley area, and made his services available to the Burnley School Dental Clinic for one session a week. This session is held jointly with the two whole-time dental officers. Mr. J. B. Jackson continues to attend for two sessions a week as dental anaesthetist, and the two full-time dental attendants complete the staff.

All the schools and nurseries have been visited, as well as the Local Health Authority's Occupation Centre at Gannow. A feature of the new schools is an inspection room, which makes for a better and more pleasant inspection. It is very difficult to carry out an inspection in a bad light, and with perhaps a practical class in progress at the same time. However, the head teachers have been most co-operative, and do their best to make things as comfortable as possible.

The general standard of dental health remains much the same and leaves room for greater improvement. Not enough attention is given to routine tooth cleaning, with the result that dental caries become rampant. It is presumed that sweets and snacks are necessary evils of modern times and better living, but surely these evils should be controlled. What encouragement can be given to a dentist when a child comes into the surgery for treatment with a block of chocolate in each hand as an inducement to accept treatment?

Only common sense, improved dietary habits and dental health education can bring about a needful change. To this end it is hoped to give in the near future, with the co-operation of the head teachers, more dental health talks in the schools, with the assistance of posters, films and film strips. The effort must be made, though the harvest may be unfruitful.

The nation has become television minded and at half-hourly intervals is regularly regaled with sights of lollipops, caramels, cakes and custards. To counteract the effect of these farinaceous foods, which encourage dental decay, are also displayed, with veiled and extravagant claims, many varieties of dentifrice. Yet recent research has established that no dentifrice contains any constituent that kills decay-forming bacteria. The only safe way to arrest decay is to remove the predisposing cause, primarily by brushing, and tooth pastes merely make tooth cleaning a more pleasant habit. Perhaps more startling and revolutionary propaganda is necessary to make the

nation aware of the poor state of its dental health. Mr. G. L. Slack, of the University of Liverpool, in a recent communication to the British Dental Journal, states -

"A close examination of the research work which has been reported does not reveal a dentifrice which will prevent dental disease The search for a therapeutic dentifrice should be regarded only as a temporary expedient in the prevention of dental disease In the meantime attention to diet, avoidance of between meal snacks, the invariable practice after eating and drinking of mouth rinsing three times with plain water, and tooth-brushing in the appropriate way using a dentrifrice of personal choice afford the best-known methods of controlling the incidence of dental disease".

The time is fast approaching when something will need to be done in the matter of accommodation and equipment. A bright and shining dental waiting room can never be inviting, yet it is better than a dull one. The much used dental equipment is beginning to show signs of wear and tear and much equipment will have to be replaced in the near future.

Again there has been a big demand for casual treatment, and every effort is made to deal with it as expeditiously as possible, since relief of pain is a first consideration. Nevertheless, it could be considerably reduced if in many cases treatment was accepted when offered, instead of waiting for the onset of acute pain.

The appointment of Mr. Wild in a part-time capacity was a timely aid in the diagnosis and treatment of orthodontic cases. His eminently practical help is already showing results.

We are indebted to Mr. F. Taylor Monks, the dental consultant at Victoria Hospital, for his advice on and treatment of selected cases.

During the year a visit was arranged for a number of High School Girls to the Manchester Dental Hospital and Turner Dental School. Two talks were given on school dentistry to the Rotary Club of Nelson and the Nelson Round Table.

Many factors have contributed to the efficiency and smooth running of the service, none more so than the efforts of the loyal and capable dental attendants. The assistance given by the staff of the X-ray Department of Victoria Hospital, heads of schools and all who have contributed a share in this important work is much appreciated.

Though the work seems unrewarding at times, no pains are spared to ensure an efficient and helpful dental department.

Number inspected in Schools			Not Requiring Treatment			Number with Defects Requiring Treatment		
Boys	Girls	Total	Boys	Girls	Total	Boys	Girls	Total
6003	5798	11801	3667	3664	7331	2336	2134	4470

Number found, at school inspection, to require treatment	4470
Number of casual attenders who required treatment	1537
							<hr/>
					Total	...	6007
							<hr/>
Number treated	3459
Attendances by pupils for treatment	5620
Parents indifferent and no treatment received or treatment received privately, or left school or town	1819

Dental Treatment given:-

Fillings			Extractions			Adminis- trations of General Anaes- thetics for Ex- tract- ions.	Other Operations		
Temp- orary Teeth	Perm- anent Teeth	Total Fillings	Temp- orary Teeth	Perm- anent Teeth	Total Extra- ctions		Temp- orary Teeth	Perm- anent Teeth	Total other Oper- ations
18	1160	1178	4759	1449	6208	2692	10	945	955

No. of orthodontic cases under treatment on 1.1.57.	31
No. of orthodontic cases commenced during the year	41
No. of orthodontic appliances provided (49 patients)	54
No. of repairs or alterations to appliances	5
No. of cases undergoing orthodontic treatment on 31.12.57.	23
No. of other appliances provided - Crowns	2
Inlay	-
No. of partial dentures provided (17 patients)	17
Repairs to partial dentures	11
No. of patients whose treatment was completed or discontinued	49

Camp School. The permanent Camp School at Hest Bank, near Morecambe, was opened on 29th March and closed on 11th October. Three hundred and fifty one boys and 189 girls were sent to camp for a fortnight each. This entailed the medical examinations of 554 children.

Convalescent Home. The Thursby Convalescent Home at Lytham-St. Annes, was open for the reception of children from 23rd April to 15th October. Fifty eight boys and 63 girls from Burnley were selected and sent to the Home for periods of two weeks.

PROVISION OF MEALS AND MILK.

Meals Provided: -

	During year ended 31.12.57.	During year ended 31.12.56.
Breakfasts (approx.)	149,814	178,209
Dinners	1,167,702	1,170,135
Teas	225,078	280,033
	<hr/>	<hr/>
	1,542,594	1,628,377
	<hr/>	<hr/>

The reduction of 85,783 meals provided as compared with that of the previous year is in the main due to fewer breakfasts and teas having been taken. This no doubt was a consequence of the recession in the cotton industry, fewer mothers having been in full-time employment.

The highest number of children receiving meals in any one week was 30,154, and the lowest 26,102, the average, excluding holidays, being 28,128.

Milk. In December, 1957, 11,100 children (7,849 Primary and Nursery, 3,103 Secondary and 148 Special), received milk. Thus about 80% of the school children were receiving milk at the end of the year.

In accordance with the recommendations of the Ministry of Education in Circular 1443, for the selection of children requiring supplementary nourishment, periodical nutrition surveys were continued.

Cod Liver Oil. One hundred and seventy five children received cod liver oil and malt preparations (total 408½ lbs.) and vitamin preparations.

School Baths. The Education Committee arrange for the attendance of classes of children at the Public Swimming Baths, usually during school hours. Seventy nine thousand eight hundred and seventy seven attendances were made at the three swimming baths, compared with 83,903 last year.

School Journeys. Bus tickets are provided by the authority to enable children to travel free on public service vehicles to and from the School Clinic, the Open Air School, the Special Day School for Educationally Subnormal Pupils and the special classes in day schools.

HANDICAPPED PUPILS.

The statistical table on the following pages gives numbers of handicapped children and the types of schools in which they were being educated, on 31st January, 1958.

Educationally Sub-normal and Maladjusted Pupils. On the above date, 80 educationally sub-normal pupils were receiving education in special schools, 77 being in attendance as day pupils at Coal Clough Special School, the other three being in residential special schools. Seventeen educationally sub-normal pupils who required special education were ascertained during 1957 and 23 were transferred to special schools.

Fourteen children left the Day Special School for Educationally Sub-normal Pupils during 1957. Of these, nine reached school-leaving age and commenced work. Three were reported to the Local Authority for Mental Deficiency. One pupil was transferred to an ordinary school and one to the Open Air School.

Eight children were reported to the Local Health Authority during the calendar year, under Section 57(3) of the Education Act, 1944.

On 31st December, 1957, there were 40 mentally defective children under 16 years of age as follows:-

		Boys	Girls	Total
Under Statutory Supervision	...	10	15	25
Under Voluntary Supervision	...	3	5	8
In Hospitals	6	1	7
		<hr/>	<hr/>	<hr/>
		19	21	40

Five boys and nine girls were in attendance at the Local Health Authority's Occupation Centre for ineducable defectives, at the end of 1957.

Wennington Hall Residential Special School for Boys which is controlled jointly by Blackpool, Bury, Barrow-in-Furness and Burnley Education Authorities was opened in October, 1954. Seven maladjusted boys were on the School Register on 1st January, 1957. During the year one boy was newly placed, leaving eight Burnley boys resident in the School at the end of the year. The admission of another boy was arranged for early in January, 1958.

Handicapped Pupils requiring Education at Special Schools
or in Boarding Schools

During the Calendar Year ended 31st December, 1957 Handicapped Pupils who:-	(1) Blind (2) Partially Sighted		(3) Deaf (4) Part- ially Deaf.		(5) Delicate (6) Physic- ally Handi- capped.		(7) Education- ally sub-normal (8) Mal- adjusted.		(9) Epi- leptic	Total 1-9
	(1)	(2)	(3)	(4)	(5)	(6)	(7)	(8)	(9)	
	A. Were newly placed in Special Schools (other than Hospital Special Schools) or Boarding Homes	1	-	-	-	23	-	23	2	
B. Were newly assessed as needing special educational treatment at Special Schools or in Boarding Homes.	1	-	-	-	23	-	17	2	-	43
On or about 31st January, 1958 how many handicapped pupils from the Authority's area:-										
C. (i) were on the registers of special schools as										
(a) day pupils	-	-	-	-	100	-	77	-	-	177
(b) boarding pupils	3	-	6	4	-	5	3	10	2	33
(ii) were on the registers of indep- endent schools under arrangements made by the Authority.	-	-	-	-	-	-	-	-	-	-
(iii) were boarded in Homes and not already included under (i) or (ii)	-	-	-	-	-	-	-	-	-	-
TOTAL C.	3	-	6	4	100	5	80	10	2	210

During the Calendar Year ended 31st December, 1957 Handicapped Pupils who:-	(1) Blind (2) Partially Sighted		(3) Deaf (4) Partially Deaf		(5) Delicate (6) Physically Handicapped		(7) Educationally sub-normal (8) Mal-adjusted		(9) Epileptics	Total
	(1)	(2)	(3)	(4)	(5)	(6)	(7)	(8)	(9)	
D. were being educated under arrangements made under Section 56 of the Education Act, 1944										
(i) in hospitals	-	-	-	-	-	4	-	-	-	4
(ii) in other groups (e.g. units for spastics, convalescent homes)	-	-	-	-	-	-	-	-	-	-
(iii) at home	1	-	-	-	-	2	-	-	-	3
E. were requiring places in special schools -										
(i) total (a) day	-	-	-	-	-	-	7	-	-	7
(b) boarding	1	-	-	-	-	1	1	1	-	4
State how many pupils are included in the totals above -										
(ii) who had not reached the age of 5:										
(a) awaiting day places	-	-	-	-	-	-	-	-	-	-
(b) awaiting boarding places	-	-	-	-	-	-	-	-	-	-
(iii) who had reached the age of 5 but whose parents had refused consent to their admission to a special school:-										
(a) awaiting day places	-	-	-	-	-	-	-	-	-	-
(b) awaiting boarding places	-	-	-	-	-	1	-	-	-	1
F. Were on the register of hospital special schools	4									

DEAF CHILDREN. In December, 1957, the number of deaf and partially deaf children being educated in residential special schools were:-

	<u>Deaf.</u>	<u>Partially Deaf.</u>
Lawns House Residential School for the Deaf, Leeds	1	3
Royal Cross School for the Deaf, Preston	1	3
Thomasson Memorial School for the Deaf, Bolton	-	1
Royal Residential School for the Deaf, Manchester	4	-

During the year one partially deaf boy left the Royal Cross School for the Deaf, Preston, to work with a light engineering firm. There were no new admissions during the year.

BLIND CHILDREN. In December, 1957, the number of Blind and Partially Sighted children being educated in residential special schools were:-

	<u>Blind.</u>	<u>Partially Sighted.</u>
Henshaw's Institution for the Blind, Manchester	1	-
Wavertree Residential Special School for the Blind, Liverpool ...	2	-

During the year one partially sighted boy left the Preston School for Partially Sighted Pupils and commenced work in a local shoe heel manufacturing firm, polishing shoe heels.

One boy was ascertained as blind and admitted to the Wavertree Residential Special School for the Blind, Liverpool. A blind girl who is also educationally sub-normal was receiving home tuition at the end of the year.

EPILEPTIC CHILDREN. In December, 1957 the number of epileptic children being educated in residential special schools were:-

Soss Moss Residential Special School for Epileptics, Chelford	1
Sedgwick House Residential Special School for Epileptics, Kendal	1

During the year one boy left the Residential Special School of the Maghul Homes for Epileptics, Liverpool, to take up work in the drawing office of a local light engineering firm. There were no new admissions during the year.

Fourteen boys and six girls who suffer from epilepsy were in attendance at ordinary day schools at the end of the year. Of these, eight suffer from major, and twelve from minor epilepsy. Fourteen have been under supervision for several years and six were new cases.

DIABETIC PUPILS. Only one school child is known to be suffering from diabetes, and during the year he was able to continue attendance at an ordinary day school.

EDUCATION IN HOSPITAL.

On the 7th October, 1957, an arrangement came into operation, by which the Local Education Authority provides education for children of school age who are undergoing treatment in the Children's Medical Ward of Burnley General Hospital.

Children are received into the hospital from Burnley County Borough and the adjoining part of Lancashire County. A teacher and equipment is provided by the Burnley Education Authority, and the cost of education of children normally resident in Lancashire County is charged by the Burnley Education Authority to the Lancashire County Education Authority.

An average of not more than 10 or 12 children of school age are fit to receive education at any one time. Education is given for five two-hour sessions each week during school terms.

CHILD GUIDANCE.

The Educational Psychologist left at the end of September, 1957, to take up an appointment elsewhere, and his successor did not commence duties until 1st January, 1958.

During the first nine months of 1957 a total of 158 children made 281 visits to the Clinic. Another 49 children were tested in their schools. In addition a small number of cases were dealt with satisfactorily by visits to schools and homes without attendance at the Clinic.

The cases can be classified under the main headings:-

1. Habit, nervous and behaviour disorders. Twenty seven cases made a total of 83 clinic attendances. A further 11 children were seen at school and in their homes, but did not attend the Clinic.

2. General educational difficulties. Seventy four children made 141 visits to the Clinic, while another 15 were seen in their schools. These children were referred mainly by head teachers because of general educational backwardness. In each case the child was given a series of individual tests of ability and attainment, and on the basis of these results a recommendation was made as to the type of special educational provision most suited to his needs.

The reading centre, the special classes for backward children and the special school for educationally sub-normal children all provide special educational opportunities but at different levels.

3. Backward readers. In connection with the reading centre at Stoneyholme School 57 children were seen at the Clinic, and a further 34 were tested in their own schools.

In September, 1957, 56 children were attending the reading centre, and there was also a waiting list of approximately 50 children. It was not possible to provide for these within the existing centre, but it is hoped that next year another centre will be available.

The work of the Psychiatric Social Worker has been of great value, and she was personally concerned with about 40 of the above cases, making the first contacts by visits to the homes. She also worked on 15 cases, which are not listed above, either because it was considered that they could be best dealt with by advice given during visits to the home, or because they had just been initiated and the Educational Psychologist had not yet been involved.

In connection with the cases in (1) and (2) above, the Educational Psychologist made 76 visits to schools.

The Educational Psychologist made the following recommendations during the year in respect of children seen at the Clinic and classified under (1) and (2) above:-

To remain in present school	8
To remain in present school, progress to be noted	16
For education in day special school for E.S.N. pupils	13
For education in special classes for backward children	13

For reporting to the Local Authority as ineducable defectives ...	4
For education in residential special school for maladjusted pupils	1
To remain in residential special school for maladjusted pupils ...	1
For release from special school to ordinary school ...	1
For exclusion from school for 1 year ...	1
For period in nursery class ...	1
For referral to the Paediatrician through the School Medical Officer ...	2
For remedial teaching at the Clinic ...	3
For observation of children and advice to parents over period ...	8
Reports for various agencies ...	13
Tested and head teachers advised of findings ...	4
Advice to parents ...	12
	<hr/>
	101
	<hr/>

TREATMENT OF SPEECH DEFECTS.

During the year the school medical officers referred 64 new cases to the speech therapist. In addition to the children already under treatment and 26 cases awaiting treatment at the end of 1956, 38 of these 64 cases were accepted for treatment, thus leaving 26 new cases on the waiting list at the end of the year.

During the twelve months under review, 209 school children were given treatment for speech defects. Of this number, 109 were dyslalics, 78 were stammerers, 14 were cases of delayed speech development, 4 had cleft palate and 4 had other voice disorders.

By the end of the year, 79 patients had been discharged from treatment, 65 as cured and 12 had left school or the Borough before the completion of treatment. Two children were discharged owing to persistent non-attendance. Eleven children were under observation only.

Of the 209 school children, 144 were boys and 65 girls - 187 were in attendance at primary and secondary schools, and 22 attended special schools. These children made a total of 2,727 attendances for speech therapy. One session was devoted to visiting schools to check on progress and confer with teachers. The therapist also interviewed and advised 84 parents with regard to their children's speech defects at the clinic.

In addition, 5 pre-school children were under treatment for speech defects, two being cases newly referred during the year.

Of the five children, 4 were referred for delayed speech development and 1 for stammering. These children have all progressed quite well, and taking their age into account have now been placed under observation. They made a total of 15 attendances. Of the five, 3 were boys and 2 were girls.

"LIGHT THERAPY". Twenty-six children were given 264 treatments at the School Clinic, and 2 children referred by the School Medical Officers were given 32 treatments at the Burnley General Hospital.

DELICATE PUPILS. Twenty-three children were ascertained for the first time during 1957, classified as "delicate" and transferred to the Day Open Air School.

THE DAY OPEN AIR SCHOOL, in which delicate children and others handicapped in various ways are educated, dealt with the following cases during 1957:-

			<u>Boys</u>	<u>Girls</u>	<u>Total</u>
Admitted during 1957	9	14	23
Discharged during 1957	19	11	30
Average number of children on roll	111
Average attendance throughout the year	91
Average duration of stay of those discharged	3 years 9 months	
Average gain in weight since admission of those discharged	25.0 lbs.
Average gain in weight per child during the year	6.6 lbs.

Reasons for Admission:-

Bronchiectasis	1
General Debility	10
Asthma	2
Disease of the Hip	1
Retarded Physical Development	1
Asthenia	1
Perth's Disease	1
Tuberculous Glands	2
Migraine	1
Spastic	1
Nervous Debility	1
Paralysis of Lower Limbs (Poliomyelitis in Infancy)	1
				<u>23</u>

PHYSICALLY HANDICAPPED PUPILS. At 31st December, 1957 two physically handicapped pupils were receiving home tuition; one of these was considered to require education in a residential special school, but the parents were not prepared to give their consent. None were admitted to residential special schools during the year. Five pupils were in boarding schools at the end of the year.

In addition to these, one hundred and ten children, who were to varying extents physically handicapped, did not come within the "physically handicapped" category prescribed in The Handicapped Pupils (Certificate) Regulations, 1953, as they could be satisfactorily educated under the normal regime of ordinary schools.

TUBERCULOSIS. All cases of definite or suspected respiratory tuberculosis were referred to the chest physician, who arranged for appropriate treatment or supervision.

MISCELLANEOUS.

Medical inspection or treatment of pupils attending the Municipal College and School of Art as part-time students, and Evening Continuation Classes is not undertaken.

Six children were submitted to the school medical officer for medical examination regarding fitness to take part in entertainments.

The school medical officers examined 142 children under the Byelaws for regulating the Employment of Children and Street Trading.

For list of other miscellaneous examinations carried out see page 15.

I am indebted to the Director of Education for the following information:-

Employment of children out of school hours in the sale of milk and newspapers, etc.

<u>Occupations.</u>	<u>Number of children employed at 31st December.</u>
Delivery of Newspapers 	224
Delivery of Milk 	8
Carrying or Delivery of Food or Parcels	16
	<hr style="width: 10%; margin: 0 auto;"/>
	248
	<hr style="width: 10%; margin: 0 auto;"/>

Two hundred and forty-eight certificates were issued during the year and 15 had ceased. No licence was granted in respect of street trading by a young person between the ages of 16 and 18 years. No licence was suspended or revoked, and one was refused.

MINISTRY OF EDUCATIONMEDICAL INSPECTION RETURNS YEAR ENDED 31st DECEMBER, 1957.LOCAL EDUCATION AUTHORITY, BURNLEY.

Table 1.

Medical Inspection of Pupils attending maintained
Primary and Secondary Schools (including Special
Schools)(A) PERIODIC MEDICAL INSPECTIONS.

Age Groups inspected and number of children examined in each.

Entrants	1411
Second Age Group	1686
Third Age Group	1068
			Total	...	4165
Additional Periodic Inspections	471
			Grand Total	...	4636

(B) OTHER INSPECTIONS.

No. of Special Inspections	1340	
No. of Re-inspections	3965	
			Total	...	5305

(C) PUPILS FOUND TO REQUIRE TREATMENT.

Number of individual pupils found at periodic Medical Inspection to require treatment (excluding Dental Diseases and Infestation with Vermin)

Age Groups Inspected (1)	For Defective Vision (excluding Squint) (2)	For any of the other conditions recorded in Table III A (3)	Total individual pupils (4)
Entrants	20	163	181
Second Age Group ..	80	167	242
Third Age Group ..	50	69	116
Total ...	150	399	539
<hr/>			
Additional Periodic Inspections ...	12	53	65
Grand Total ...	162	452	604

(D) CLASSIFICATION OF THE PHYSICAL CONDITION OF PUPILS
INSPECTED IN THE AGE GROUPS RECORDED IN TABLE 1 A.

Age Groups Inspected	Number of Pupils Inspected	Satisfactory		Unsatisfactory	
		No.	% of Col.(2)	No.	% of Col.(2)
(1)	(2)	(3)	(4)	(5)	(6)
Entrants	1411	1403	99.4%	8	0.6%
Second Age Group ...	1686	1684	99.9%	2	0.1%
Third Age Group ...	1068	1067	99.9%	1	0.1%
Additional Periodic Inspections ...	471	470	99.8%	1	0.2%
Total	4636	4624	99.7%	12	0.3%

TABLE II

INFESTATION WITH VERMIN

- (i) Total number of individual examinations of pupils in schools by the school nurses or other authorised persons 45535
- (ii) Total number of individual pupils found to be infested 837
- (iii) Number of individual pupils in respect of whom cleansing notices were issued (Section 54(2), Education Act, 1944) 44
- (iv) Number of individual pupils in respect of whom cleansing orders were issued (Section 54(3), Education Act, 1944) -

TABLE III

RETURN OF DEFECTS FOUND BY MEDICAL INSPECTION IN THE YEAR
ENDED 31st DECEMBER, 1957.

A. PERIODIC INSPECTIONS.

Defect Code No.	Defect or Disease	Periodic Inspections				TOTAL (including all other age groups inspected)	
		Entrants		Leavers		Requiring Treatment	Requiring Observation
		Requiring Treatment	Requiring Observation	Requiring Treatment	Requiring Observation		
(1)	(2)	(3)	(4)	(5)	(6)	(7)	(8)
4	Skin	10	97	18	40	64	248
5	Eyes -						
	a. Vision ...	20	40	50	43	162	171
	b. Squint ...	20	23	4	12	46	74
	c. Other	2	8	-	5	5	27
6	Ears -						
	a. Hearing ..	3	17	2	7	10	43
	b. Otitis Media	2	40	5	5	12	91
	c. Other ...	9	19	4	2	29	38
7	Nose and throat	31	423	2	38	57	792
8	Speech	19	27	-	4	30	55
9	Lymphatic glands	2	22	-	2	2	47
10	Heart	4	21	1	8	7	47
11	Lungs	15	106	8	16	40	210
12	Developmental -						
	a. Hernia	-	12	1	-	3	23
	b. Other	1	39	1	10	10	115
13	Orthopaedic -						
	a. Posture ...	4	13	-	6	8	32
	b. Feet	9	10	8	3	22	20
	c. Other	17	90	15	29	71	204
14	Nervous System -						
	a. Epilepsy ..	2	2	-	1	5	11
	b. Other	4	58	-	30	9	219
15	Psychological -						
	a. Development	-	-	-	-	3	-
	b. Stability	2	3	-	-	3	8
16	Abdomen	-	2	1	1	2	10
17	Other	11	5	1	-	35	20

B. SPECIAL INSPECTIONS.

Defect Code No.	Defect or Disease.	Special Inspections	
		Requiring Treatment.	Requiring Observation.
(1)	(2)	(3)	(4)
4	Skin	120	8
5	Eyes - a. Vision ...	174	31
	b. Squint ...	26	4
	c. Other ...	30	16
6	Ears - a. Hearing ...	8	6
	b. Otitis Media ..	1	1
	c. Other ...	43	6
7	Nose and Throat ...	85	14
8	Speech	20	15
9	Lymphatic Glands ...	8	5
10	Heart	1	4
11	Lungs	23	12
12	Developmental -		
	a. Hernia	-	2
	b. Other	-	-
13	Orthopaedic -		
	a. Posture	3	2
	b. Feet	11	4
	c. Other	25	11
14	Nervous System -		
	a. Epilepsy	-	1
	b. Other	3	7
15	Psychological -		
	a. Development ..	1	-
	b. Stability ..	18	-
16	Abdomen	2	3
17	Other	242	13

TABLE IV

TREATMENT OF PUPILS ATTENDING MAINTAINED PRIMARY
AND SECONDARY SCHOOLS (INCLUDING SPECIAL SCHOOLS)

GROUP 1. EYE DISEASES, DEFECTIVE VISION AND SQUINT

	Number of cases known to have been dealt with	
	By the Authority	Otherwise
External and other, excluding errors of refraction and squint	24	9
Errors of refraction (including squint) 	1010	129
Total ...	1034	138
Number of pupils for whom spectacles were prescribed ...	703	120

GROUP 2. DISEASES AND DEFECTS OF EAR, NOSE AND THROAT

	Number of cases known to have been treated	
	By the Authority	Otherwise
Received operative treatment		
(a) for diseases of the ear 	-	1
(b) for adenoids and chronic tonsillitis 	36	105
(c) for other nose and throat conditions 	14	13
Received other forms of treatment	3	24
Total ...	53	153
Total number of pupils in schools who are known to have been provided with hearing aids		
(a) in 1956 	-	-
(b) in previous years	-	5

GROUP 3. ORTHOPAEDIC AND POSTURAL DEFECTS.

	By the Authority	Otherwise
Number of pupils known to have been treated at clinic or out-patients departments ...	85	26

GROUP 4. DISEASES OF THE SKIN (excluding uncleanliness for which see Table II).

	Number of cases treated or under treatment during the year by the Authority
Ringworm - (i) Scalp ...	-
(ii) Body ...	-
Scabies	-
Impetigo	41
Other skin diseases ...	69
Total	110

GROUP 5. CHILD GUIDANCE TREATMENT.

Number of pupils treated at Child Guidance Clinics under arrangements made by the Authority	27
--	----

GROUP 6. SPEECH THERAPY.

Number of pupils treated by Speech Therapists under arrangements made by the Authority	209
---	-----

GROUP 7. OTHER TREATMENT GIVEN

(a) Number of cases of miscellaneous minor ailments treated by the Authority	340
(b) Pupils who received convalescent treatment under School Health Service arrangements	-
(c) Pupils who received B.C.G. vaccination	582
(d) Other than (a) (b) and (c) above (specify)	
1. Minor Ear Defects	39
2. Artificial Light	26
Total (a) - (d)	987

58 boys and 63 girls of school age received convalescent treatment under Section 28 of the National Health Service Act, 1946.

TABLE V

DENTAL INSPECTION AND TREATMENT CARRIED OUT BY THE AUTHORITY

(1) Number of pupils inspected by the Authority's Dental Officers:-				
(a) At Periodic Inspections	11801
(b) As Specials	1537
		Total (1)	13338
(2) Number found to require treatment		6007
(3) Number offered treatment	5458
(4) Number actually treated	3459
(5) Number of attendances made by pupils for treatment, <u>including</u> those recorded at heading 11(h) below	5620
(6) Half days devoted to:	Periodic (School) Inspection			101
	Treatment	862
	Total (6)	963
(7) Fillings:	Permanent Teeth	1160
	Temporary Teeth	18
	Total (7)	1178
(8) Number of teeth filled:	Permanent Teeth	1151
	Temporary Teeth	17
	Total (8)	1168
(9) Extractions:	Permanent Teeth	1449
	Temporary Teeth	4759
	Total (9)	6208
(10) Administration of general anaesthetics for extraction	2692
(11) Orthodontics:				
(a) Cases commenced during the year		41
(b) Cases carried forward from previous year				31
(c) Cases completed during the year		39
(d) Cases discontinued during the year		10
(e) Pupils treated with appliances		49
(f) Removable appliances fitted		27
(g) Fixed appliances fitted		27
(h) Total attendances	402

TABLE V

(12)	Number of pupils supplied with artificial dentures	17
(13)	Other operations:						
	Permanent Teeth	945
	Temporary Teeth	10
							<hr/>
					Total (13)	...	955
							<hr/>

(1)	Half days devoted for Periodic (School) Inspection	101
(2)	Number actually treated	323
(3)	Number of absences due to pupils for treatment, including waiting list (A) below	323
(4)	Number of teeth filled: Permanent Teeth	1180
(5)	Temporary Teeth	18
(6)	Total (4) + (5)	1198
(7)	Number of teeth filled: Permanent Teeth	151
(8)	Temporary Teeth	17
(9)	Total (7) + (8)	168
(10)	Abandonment of general anesthesia for extraction	382
(11)	Extraction:						
(a)	Cases completed during the year	41
(b)	Cases carried forward from previous year	31
(c)	Cases completed during the year	38
(d)	Cases discontinued during the year	10
(e)	Teeth treated with appliances	49
(f)	Removable appliances fitted	27
(g)	Fixed appliances fitted	22
(h)	Total appliances	49