

**[Report 1932] / Medical Officer of Health, Burnley County Borough.**

**Contributors**

Burnley (England). County Borough Council.

**Publication/Creation**

1932

**Persistent URL**

<https://wellcomecollection.org/works/dbgkfszk>

**License and attribution**

You have permission to make copies of this work under a Creative Commons, Attribution license.

This licence permits unrestricted use, distribution, and reproduction in any medium, provided the original author and source are credited. See the Legal Code for further information.

Image source should be attributed as specified in the full catalogue record. If no source is given the image should be attributed to Wellcome Collection.



Wellcome Collection  
183 Euston Road  
London NW1 2BE UK  
T +44 (0)20 7611 8722  
E [library@wellcomecollection.org](mailto:library@wellcomecollection.org)  
<https://wellcomecollection.org>

COUNTY  
BOROUGH OF BURNLEY



LOCAL SANITARY AUTHORITY  
LOCAL EDUCATION AUTHORITY

Reports  
OF THE  
Medical Officer  
FOR THE YEAR  
1932







COUNTY BOROUGH OF BURNLEY.

LOCAL  
SANITARY AUTHORITY.

Report on the Public Health  
and Sanitary Administration  
for the Year 1932.

D. C. LAMONT, M.B., CH.B., D.P.H.,

MEDICAL OFFICER OF HEALTH,

SCHOOL MEDICAL OFFICER,

ADMINISTRATIVE TUBERCULOSIS OFFICER,


MEDICAL SUPERINTENDENT,

CORPORATION HOSPITALS,

MEDICAL SUPERINTENDENT,

BURNLEY JOINT HOSPITAL BOARD.





**Section 1.**

STATISTICS AND SOCIAL CONDITIONS OF THE AREA.

**Section 2.**

GENERAL PROVISION OF HEALTH SERVICES IN THE AREA.

**Section 3.**

SANITARY CIRCUMSTANCES OF THE AREA.

**Section 4.**

HOUSING.

**Section 5.**

INSPECTION AND SUPERVISION OF FOOD.

**Section 6.**

PREVALENCE AND CONTROL OF INFECTIOUS AND OTHER DISEASES.

**Section 7.**

TUBERCULOSIS.

**Section 8.**

VENEREAL DISEASES.

**Section 9.**

MATERNITY AND CHILD WELFARE.

**Appendices.**



## INDEX.

	PAGE
Accidents ... ..	28
Actino-therapy ... ..	146-149
Ambulance Facilities ... ..	45
Ante-Natal Care ... ..	135
Appendices ... ..	152-210
Area and Population ... ..	13
Arsenobenzene Compounds, Supply of ... ..	128
Ashpits and Bins ... ..	67
Assisted Milk Supply ... ..	138
 Bakeries ... ..	 67
Bank Hall Maternity and Children's Hospital ... ..	137
Baths ... ..	19
Births ... ..	21, 130
Blindness ... ..	100
Boarded-out Children ... ..	145
 Canal Boats Inspection ... ..	 64-66
Cancer ... ..	25, 26, 27 & 99
Causes of Death ... ..	25
Census Figures ... ..	13-19
Chemical Work ... ..	45
Clearance Areas ... ..	70-72
Clinics and Treatment Centres ... ..	46-47
Closet, Lavatory and Urinal Accommodation ... ..	53
Common Lodging Houses ... ..	57
Contagious Diseases (Animals) Act, 1894 ... ..	83
Convalescent Homes ... ..	43
Crown Point Hospital ... ..	39, 41
 Deaths ... ..	 23
Deaths in Institutions ... ..	29
Deaths of Premature Infants ... ..	145
Delicate Children ... ..	39
Dental Treatment—Maternity and Child Welfare ... ..	140
Diphtheria ... ..	91
Disinfection ... ..	101
Drainage and Sewerage ... ..	52
 Enteric Fever ... ..	 92
Erysipelas ... ..	93
 Factory and Workshops Inspection ... ..	 61-64
Food and Drugs Adulteration Act ... ..	84-87
Fish and Chip Shops ... ..	68

	PAGE
Health Insurance ... ..	20
Health Propaganda ... ..	49
Health Visiting ... ..	130, 151
Home Nursing ... ..	139
Home Helps ... ..	139
Hospitals Provided or Subsidised by the Local Authority ... ..	35-42
Housing ... ..	70-72
Houses Let in Lodgings ... ..	58-59
Housing Statistics ... ..	73-74
Ice Cream Shops ... ..	68
Infant Mortality ... ..	29-34
Infant Welfare Centres ... ..	132
Infectious Diseases ... ..	88-97
Infectious Diseases Hospital ... ..	41 & 99
Infant Life Protection (Children Act) ... ..	144
Influenza ... ..	98
Institutional Treatment for Unmarried Mothers and Illegitimate Infants ... ..	45
Legislation in Force ... ..	48
Maternal Mortality ... ..	140, 141
Maternity and Nursing Homes ... ..	44
Maternity and Child Welfare ... ..	130-149
Measles ... ..	94
Meat Inspection ... ..	79-83
Mental Deficiency ... ..	41
Middens ... ..	61
Midwives ... ..	44
Midwives, Training of ... ..	132
Midwives' Acts ... ..	131
Milk Analysis ... ..	85, 86, 105, 106
Milk Supply ... ..	75-78
Non-Notifiable Infectious Diseases ... ..	97
Notification of Births ... ..	130
Occupation ... ..	19
Offensive Trades ... ..	60
Ophthalmia Neonatorum ... ..	40, 95 & 142
Orthopædics ... ..	40 & 150
Pathological Examinations—Venereal Diseases ... ..	128, 129
Pneumonia ... ..	95-97
Poor Law Medical Out Relief ... ..	47
Poor Law Relief ... ..	20
Professional Nursing in the Home ... ..	44
Public Assistance Institution ... ..	38
Public Cleansing ... ..	53
Public Health Laboratory ... ..	45, 102-106



	PAGE
Public Health Meat Regulations, 1924 ... ..	78
Puerperal Fever and Puerperal Pyrexia ... ..	93, 142
Rainfall ... ..	52
Rateable Value ... ..	20
Rats and Mice Destruction Act ... ..	69
Registration of Maternity and Nursing Homes ... ..	44
Respiratory Diseases ... ..	28
Rheumatism ... ..	98
Rivers and Streams ... ..	52
Sanitary Conditions of Schools ... ..	69
Sanitary Inspection ... ..	54-56
Scarlet Fever ... ..	90
Smallpox ... ..	89
Smoke Abatement ... ..	56
Statistical Summary ... ..	10
Stillbirths ... ..	22, 143
Treatment Centre—Venereal Diseases ... ..	124
Tuberculosis ... ..	39, 108-123
„ Deaths ... ..	115
„ Dental Treatment ... ..	119
„ Dispensary ... ..	116-119
„ Notifications ... ..	108-114
„ Other Forms ... ..	123
„ Treatment in Institutions ... ..	120-122
Unemployment ... ..	20
Vaccination ... ..	48, 89
Venereal Diseases ... ..	38, 124-129
Verminous Persons ... ..	101
Vital Statistics ... ..	21
Voluntary Hospitals ... ..	42-43
Water Supply ... ..	50
Weather ... ..	20, 21, 174
Working Class Dwellings ... ..	66
X-Ray Department ... ..	107

## Committees, 1932-33.

### Public Assistance Committee.

HIS WORSHIP THE MAYOR (ALDERMAN PLACE, J.P.)

COUNCILLOR MUNRO (Chairman).

ALDERMAN LEES, J.P. (Vice-Chairman).

ALDERMAN WHEWELL, J.P.	COUNCILLOR PRESTON.
COUNCILLOR MRS. BROWN, J.P.	" ROBINSON.
" CLEGG.	" SAMPSON, J.P.
" FEARNEHOUGH.	" SUTCLIFFE.
" HEAP.	" TODD.
" HEYS.	" TOMLINSON.
" LYNCH.	" MRS. WHITEHEAD.
" POLLARD.	

#### Co-opted Members.

MRS. HEDGES, J.P.	MR. T. PEIRSON.
MRS. E. POPPLETON.	MR. R. B. WATSON.
MRS. M. TAYLOR.	MR. A. YOUNG.

### Public Health, Maternity and Child Welfare Sub-Committee.

HIS WORSHIP THE MAYOR (ALDERMAN PLACE, J.P.)

COUNCILLOR MRS. BROWN, J.P. (Chairman).

COUNCILLOR CLEGG (Vice-Chairman).

ALDERMAN LEES, J.P.	COUNCILLOR PRESTON.
" WHEWELL, J.P.	" ROBINSON.
COUNCILLOR FEARNEHOUGH.	" SAMPSON, J.P.
" HEYS.	" SUTCLIFFE.
" LYNCH.	" TOMLINSON.
" MUNRO.	

FOR MATERNITY AND CHILD WELFARE BUSINESS ONLY.

#### Co-opted Members.

MRS. U. A. COATES.

#### Advisory Members.

MRS. J. F. HEAP.

MRS. E. POPPLETON.

MRS. W. H. WATSON



# Staff of the Public Health Department.

## WHOLE TIME OFFICERS.

Medical Officer of Health, Administrative Tuberculosis Officer, School Medical Officer, Medical Superintendent. Corporation Hos- pitals, Medical Superintendent, Burnley Joint Hospital Board.	}	D. C. LAMONT, M.B., Ch.B., D.P.H.
Tuberculosis Officer, Deputy Medical Officer of Health, Resident Medical Officer, Burnley Joint Hospital Board's Isolation Hospital.	}	M. C. R. GRAHAME, M.B., Ch.B., D.P.H., D.T.M.
Venereal Diseases Medical Officer and Director of Public Health Laboratory.	}	A. H. PRIESTLEY, M.B., Ch.B.
Assistant Maternity and Child Welfare Officer and Resident Medical Officer at Bank Hall Maternity and Children's Hospital.	}	MARGARET S. L. McCASH, M.D.
Assistant School Medical Officer ... ..		ELSIE CATLOW, B.Sc., M.B., Ch.B., D.P.H.
Resident Medical Officer Municipal Hospital		W. A. MAIR, M.B., Ch.B.
Veterinary and Meat Inspector ... ..		J. KENYON, M.R.C.V.S.
Dental Surgeon, School Medical, Child Welfare and Tuberculosis Services ... ..	}	H. A. BOLTON, L.D.S.
Borough Analyst ... ..		F. MAUDSLEY, B.Sc., F.I.C.
Chief Sanitary Inspector and Inspector under the Food and Drugs Acts ... ..	}	R. JUMP, Mem. R.S.I. (by exam.)†a
Chief Clerk ... ..		H. V. HARTLEY †
Housing Inspector ... ..		F. SHUTTLEWORTH †a
Assistant Sanitary Inspectors ... ..	}	H. CLUSKY † (appointed 5/6/32). J. W. ALMOND †, H. CROSSLEY †, E. ROBERTS †, W. PARKER †
Superintendent Health Visitor ... ..		MISS M. BURGESS †  §

Health Visitors, Tuberculosis, School, Dental and Orthopædic Nurses ... ..	{ MISS M. FERNIHOUGH   †, MISS L. R. FIRTH, MISS S. HEAP   †, MISS S. JACKSON   †, MRS. A. J. JONES b, MISS L. G. MOORE   †c, MISS A. PRICE   †, MRS. H. REEVES   †, MRS. E. HAWORTH ‡ MISS M. L. CRITCHLOW* (apptd. 19/9/32).
Matron, Municipal Hospital ... ..	MISS B. NUGENT   †
Matron, Bank Hall Maternity and Children's Hospital ... ..	{ MISS M. C. WALKER   †
Vaccination Officer ... ..	G. MOORHOUSE.
Clerical Assistants ... ..	{ H. SIMPSON, W. BLACK, J. SAGAR, MISSES D. FODEN, M. STUTTARD, E. NUTTER, E. WILKINSON, U. GORMAN, B. PINKNEY.
†Certified Sanitary Inspector.	bHealth Visitor's Certificate.
aMeat and other Food Certificate.	cHealth Visitor's Certificate—R.S.I.
Certificate of C.M.B.	*Certificate—Chartered Society Massage
§Maternity and Child Welfare Certificate.	Medical Gymnastics and Medical
‡State Registered Nurse.	Electricity.

## PART TIME OFFICERS.

## SCHOOL MEDICAL:

Ophthalmic Surgeon and Nose and Throat Specialist ... ..	{ T. SNOWBALL, M.A., M.B., CH.B.
---	-------------------------------------

## MATERNITY AND CHILD WELFARE:

## BANK HALL MATERNITY HOSPITAL:

Consulting Obstetrician ... ..	A. CALLAM, D.S.O., M.D., F.R.C.S.
Anaesthetist ... ..	A. C. GLASHAN, M.B., CH.B.

Consultant under the Puerperal Fever and Puerperal Pyrexia Regulations and Memo. 156/M.C.W. III. ... ..	{ A. CALLAM, D.S.O., M.D., F.R.C.S.
---	--

## MUNICIPAL HOSPITAL:

Consulting Surgeons ... ..	{ A. CALLAM, D.S.O., M.D., F.R.C.S. T. F. CAMPBELL, M.B., CH.B. (Died 1/11/32). J. H. WATSON, M.B., B.S., F.R.C.S.
Consulting Physician ... ..	J. GIBSON, M.A., M.D., D.P.H.
Consulting Radiologist ... ..	J. GRIEVE, M.A., M.B., CH.B., D.M.R.E.

Anaesthetists ... ..	{ A. M. DONALDSON, M.B., CH.B. J. HAWORTH, M.B., CH.B. D. SKINNER, M.B., CH.B.
----------------------	---

Consulting Dental Surgeon ... ..	T. JACKSON, L.D.S.
----------------------------------	--------------------

## PUBLIC ASSISTANCE:

District Medical Officers under the Poor Law Acts and Public Vaccinators ... ..	{ T. F. CAMPBELL, M.B., CH.B. (Died 1/11/32). J. HAWORTH, M.B., CH.B.
--	--



# Summary of Statistics.

## 1.—GENERAL STATISTICS.

Area in Statute Acres (1931 Census figure) ... ..	4686 acres.
Area built upon ... ..	1870 acres.
Enumerated Population (Census 1931) ... ..	98,258
Registrar General's Estimate of Population, middle of 1932 ... ..	97,210
Density of Population, i.e., Number of persons per acre ... ..	20·7
Number of Inhabited Houses (end of 1932) according to Rate Books ...	26,834
Number of New Houses erected in 1932 ... ..	92
Rateable Value ... ..	£553,545
Sum represented by a penny rate ... ..	£2,100
Amount of Poor Law (Out-door) Relief paid in 1932 ... ..	£32,635

## 2.—EXTRACTS FROM VITAL STATISTICS.

	M.	F.	1932 Total.	1931
Live Births: Legitimate ... ..	541	551	1,092	
Illegitimate ... ..	48	29	77	
	<hr/> 589	<hr/> 580	<hr/> 1,169	1,292
Rate per 1,000 of estimated resident population ... ..			12·03	13·03
Stillbirths: Legitimate ... ..	33	21	54	
Illegitimate ... ..	2	1	3	
	<hr/> 35	<hr/> 22	<hr/> 57	69
Rate per 1,000 total (live and still) births ... ..			46·5	50·7
Number of Deaths (Males 629. Females 635) ... ..			1,264	1,411
Death Rate per 1,000 of estimated resident population ... ..			13·0	14·23
Deaths from diseases and accidents of pregnancy and childbirth :—				
From Puerperal Sepsis ... ..			2	2
From other Puerperal causes ... ..			6	6
Maternal Mortality per 1,000 live and stillbirths ... ..			6·52	5·88
Number of Deaths of Infants under 1 year of age ... ..			101	111
Death Rate of Infants under 1 year of age:—				
All infants per 1,000 live births ... ..			86·4	85·9
Legitimate infants per 1,000 legitimate livebirths ... ..			87·0	82·7
Illegitimate infants per 1,000 illegitimate livebirths ... ..			78·0	155·2
Death Rates per 1,000 population from:				
Pulmonary Tuberculosis ... ..			0·71	0·75
All Forms of Tuberculosis ... ..			0·96	0·91
Respiratory Diseases (excluding Pulmonary Tuberculosis) ...			1·06	1·78
Cancer ... ..			1·34	1·56
Principal Zymotic Diseases: Smallpox, Enteric Fever, Measles, Scarlet Fever, Whooping Cough, Diphtheria and Membranous Croup ... ..			0·12	0·26
Death Rate from Diarrhoea and Enteritis of Children under 2 years of age, per 1,000 births ... ..			3·4	5·4
Deaths from Measles (all ages) ... ..			—	8
Deaths from Whooping Cough (all ages) ... ..			2	14
Deaths from Diarrhoea under 2 years of age ... ..			4	7



## PUBLIC HEALTH DEPARTMENT,

BURNLEY.

May, 1933.

MR. MAYOR, LADIES AND GENTLEMEN,

I have the honour to present to you my Report on the health of Burnley and on the work of the Public Health Department for the year 1932.

The vital statistics for the year are inserted in a Summary form at the commencement of the Report and numerous tables amplifying the figures so given are contained in the end of the Report. Much of the information is in the form of statistical tables, such being necessary as a permanent record to be preserved of the measure of success which is attained in the attempt to reduce the death rate, and, what is still more important, to raise the standard of health of the living. The Report of the Health Services for 1932 reveals steady routine work, without spectacular results and without any extensions involving additional expenditure.

The birth rate during the year 1932 was 12·03 per 1,000 of the population. This is the lowest ever recorded in Burnley. The birth rate has shown a more or less steady downward tendency during the last fifty years, and it is now only about one third of the rate of fifty years ago, and half the rate of twenty-five years ago. The death rate was 13·0 per 1,000 as compared with 12·0 in respect of England and Wales. The infant mortality shows little variation from that of 1931, and is still higher than the figure for the whole of England and Wales. The reduction in the death rate of infants during the last twenty years is a measure of the improved social hygiene of the community and the constructive work of the Maternity and Child Welfare Service.

The decline in the number of young children who are vaccinated each year is a matter of grave concern. True it is that smallpox has, for some years past, manifested itself in a mild form throughout the country. We have no knowledge as to whether it will continue in this mild form or appear suddenly at any time as a virulent and killing disease. Should it so make its appearance in Burnley a fertile soil is ready for its reception. The young members of the community are not protected. The expense of combating such an outbreak and the disorganisation of school and domestic life, and possibly of trade, merit the serious consideration of the general public.



During the year under review the attention of the Department was concentrated upon the details of the severance of the Municipal Hospital from the Primrose Bank Institution. The future administration of the hospital as an institution for the treatment of acute surgical and medical diseases and the scheme of co-operation with the voluntary hospital will exercise an effect upon the general standard of health of the community.

The improvement in the environmental conditions under which our citizens live has not been neglected. The scheme for the abolition of ashpits has progressed steadily, although slowly, but the work is still less than half completed. The sanitary environment of the residents of working class districts cannot be viewed with complacence until all the ashpits are abolished.

The large number of back-to-back and single houses without through ventilation requires serious consideration. These cannot be regarded as conforming to present day standards of hygienic dwellings. The majority cannot be made into through houses with adequate ventilation and necessary amenities. Young people brought up in such houses have no opportunity for visualising the regulation of their own future domestic government.

The bacteriological and chemical analysis of milk reveals that the standard of purity and cleanliness of milk sold in Burnley continues to be high, the cleanliness of the Burnley milk supply being on the average equal to that sold under special designation and licence.

I have to thank the members of the Public Assistance Committee for the sympathetic consideration they have given to proposals I have submitted to them and for the interest they have taken in the work of the Department.

A perusal of the pages of the present Report will suffice to indicate the amount of work which is being performed by the Corporation Health Services. The volume of work could not reach its present standard of usefulness were it not for the loyal service of all members of the staff of the Department and I wish to acknowledge my appreciation of their co-operation with me during the past year.

I have the honour to be,

Your obedient Servant,

D. C. LAMONT.



# REPORT.

---

## Section 1.

### Statistics and Social Conditions of the Area.

Position—Latitude  $53^{\circ} 47' 30''$  N. and Longitude  $2^{\circ} 14' 30''$  W.

Mean Height above Sea Level, 465 feet.

#### **Area and Population :—**

The Borough, according to the Census Report of 1931, is 4,686 acres in area.

#### **The 1931 Census.**

The Census returns for Burnley, which are included in Part 1 of the 1931 Census Report for the County of Lancaster, comprise statistics which are of predominantly local interest, viz.: population figures, statistics of private families and the rooms and dwellings in which they live and particulars of the sex, age and marital condition of the population. Statistics of occupations and industrial status are not yet available.

Burnley, with an enumerated population of 98,258, is the tenth in size of the seventeen county boroughs of Lancashire. A prominent feature of the Census figures is the considerable decrease in the population of the town during the last inter-censal period.

The enumerated population of Burnley at the 1911 Census was 106,773. At the 1921 Census it had declined to 103,186, equivalent to a 3·4% decrease on the population at the time of the 1911 Census. In 1931 the enumerated population showed a further decrease of 4,928 persons, being 98,258 or 4·8% decrease on the population of the 1921 Census. The decrease of the Burnley population by migration during the last inter-censal period was 6·4%. Against

this there was an increase of 1·6% by births and deaths, leaving a net decrease of 4·8%. Of the nine County Boroughs in Lancashire which show a decrease in population during the period 1921-31, only one (Barrow-in-Furness) shows a higher percentage decrease than Burnley. The figures for Salford and Wigan correspond closely to that of Burnley.

At the 1921 Census, there were 48,126 males and 55,060 females in Burnley. At the 1931 Census, the enumerated males were 45,978 and the females 52,280.

The number of persons per acre in the County Borough is 21.

**Private families.**—There are 27,175 private families (i.e., any persons or groups of persons in separate occupation of any premises or part of premises, except those in institutions and certain business establishments and boarding houses). The population in private families is 95,101.

Structural separate dwellings occupied number 26,635, with 112,115 occupied rooms. The number of persons per room is 0·85.

The following table, which is extracted from the Census report, gives the population, sex distribution, private families, and particulars of dwellings, etc., for each ward in the borough.



Administrative Area	Acreage (Land and Inland Water)	TOTAL POPULATION						Private Families and Dwellings, 1931				
		1921	1931				Private Families	Population in Private Families	Structurally Separate Dwellings occupied	Rooms occupied	Persons per Room	
		Persons	Persons	Males	Females	Persons per Acre						
Burnley C.B. and C.P. Wards ...	4,686	103,186	98,258	45,978	52,280	21.0	27,175	95,101	26,635	112,115	0.85	
Burnley Wood .....	360	8,907	8,102	3,764	4,338	22.5	2,247	7,989	2,230	9,718	0.82	
Daneshouse .....	140	8,428	7,535	3,522	4,013	53.8	2,222	7,459	2,136	8,856	0.84	
Fulledge .....	742	11,018	10,059	4,708	5,351	13.6	2,692	9,839	2,609	11,497	0.86	
Gannow .....	476	9,924	10,762	5,129	5,633	22.6	2,927	10,667	2,885	11,813	0.90	
Healey .....	463	7,749	8,797	4,054	4,743	19.0	2,512	8,716	2,486	11,335	0.77	
Lowerhouse .....	517	9,846	9,970	4,662	5,308	19.3	2,851	9,883	2,825	11,900	0.83	
St. Andrew's .....	835	15,956	15,370	7,085	8,285	18.4	4,130	13,997	4,044	17,776	0.79	
St. Paul's .....	156	6,476	5,162	2,473	2,689	33.1	1,340	4,778	1,298	4,657	1.03	
St. Peter's .....	113	5,854	5,249	2,513	2,736	46.5	1,403	4,840	1,380	4,836	1.00	
Stoneyholme .....	547	5,873	5,470	2,556	2,914	10.0	1,515	5,359	1,474	6,528	0.82	
Trinity .....	91	7,802	6,796	3,186	3,610	74.7	1,966	6,653	1,919	7,368	0.90	
Whittlefield .....	246	5,353	4,986	2,326	2,660	20.3	1,370	4,921	1,349	5,831	0.84	



The number of persons per acre in Burnley is lower than that in Bootle, Liverpool, Manchester, Oldham, Preston, Salford and Warrington, but higher than that in Barrow, Blackburn, Blackpool, Bolton, Bury, Rochdale, St. Helens, Southport and Wigan.

The Burnley Corporation Act, 1925, enabled 2 acres of Habergham Eaves C.P. and 64 acres of Ightenhill C.P. to be added to Burnley on 1st April, 1926. The additional population, as the result of this change of boundary, was only 29.

When the 1931 Census was taken, there were 261 males and 375 females enumerated in Burnley whose residences were elsewhere in England and Wales. 497 males and 503 females resident in Burnley were enumerated elsewhere in England and Wales. If, therefore, the figures are corrected to include residents enumerated elsewhere and exclude non-residents enumerated in Burnley, the total population is 98,622, comprising 46,314 males and 52,408 females.

**Parliamentary Electors.**—The Parliamentary Electors in Burnley according to the 1931 Register of Electors numbered 68,106 (31,138 males and 36,968 females). Of these 67,633 had residence qualification only (being 688 per 1,000 electors).

#### **Dwelling Rooms and families.**

The Census gives the number of structurally separate dwellings as 27,049, containing 114,189 rooms in all. Of these dwellings, 89 were furnished and 325 others were vacant. The number of private families was 27,175. Of the 325 vacant unfurnished houses, 1 was a one-roomed house, 15 were two-roomed houses, 20 contained three rooms, 95 contained four rooms, 99 contained five rooms, 82 contained six to eight rooms and 13 had nine or more rooms.

Of the total dwellings, 245 contained one room only, 1,593 were houses of two rooms, 2,234 had three rooms, 14,125 had four rooms, 6,883 had five rooms, 1,848 had 6 to 8 rooms, and 121 had nine rooms or more.

None of the one-roomed houses were occupied by more than one private family. Of the two-roomed houses, only five were each occupied by two private families. Of the three-roomed dwellings, only seven were each occupied by two private families and none by more than two families. 224 of the four-roomed houses each contained two families, and two contained three or more families in each. 191 of the five-roomed houses each contained two families, and six contained three or more families in each. 60 of the six to eight roomed dwellings each contained two families, and eight contained three or more families in each.



Of the 27,175 separate private families in the town, 4,037 lived in structurally separate dwellings of three rooms or less, 14,223 lived in four-roomed dwellings, 6,965 in five-roomed dwellings and 1950 in dwellings of six rooms or more.

In the Census report, where more than one family was enumerated within a structurally separate dwelling, each is classified according to the rooms it severally occupies and not to the total number of rooms in the dwelling. The returns show that 391 families, consisting of 828 persons, each occupied one room. 2,255 families, comprising 6,329 persons in all, each occupied two rooms. The following table gives the private families, classified by size of family, rooms occupied and density of occupation.

No. of persons in family.	No. of private families occupying the following number of rooms.								Total private families	Pop-ulation in private families	Rooms occupied	Density of Occupation				
	No. of private families occupying the following number of rooms.											Av. No. of persons per room	Population at following densities of occupation.			
	1	2	3	4	5	6—7	8—9	10 or more					over 3	3 and over 2	2 and over 1½	1½ and over 1
1	138	308	140	578	163	39	6	—	1372	1372	4594	0.30	—	—	—	
2 and over	253	1947	2225	13196	6442	1476	205	59	25803	93729	107415	0.87	686	3293	8712	21357
Total Private families	391	2255	2365	13774	6605	1515	211	59	27175	—	—	—	—	—	—	—
Population in private families	828	6329	7858	47801	25172	5939	896	278	—	95101	—	0.85	686	3293	8712	21375
Rooms occupied ...	391	4510	7095	55096	33025	9507	1735	650	—	—	112009	—	—	—	—	—



From the foregoing table it is seen that the average number of persons per room in the whole town is less than one. There are, however, 686 families in which there are over three persons per room, and 3,293 families in which there are three and over two persons per room.

On the night on which the Census was taken the total population (98,258) was in the following habitations:—

Population in dwellings occupied by private families	...	95,101	(96·8%)
In Hotels, Boarding and Lodging Houses, etc.	...	1,818	(1·9%)
In Orphanages, etc.	...	40	
In Hospitals, Nursing Homes, etc.	...	335	(0·3%)
In Poor Law Institution	...	954	(1%)
In Police Station, Barges, and Vagrants, etc.	...	10	

Of the total population of the borough, 6,176 were aged 0—4 years, 7,248 were aged 5—9 years and 6,655 were between 10 and 14 years of age. Persons aged 15 and over but under 50 years numbered 54,696. 22,091 persons were aged 50 and over but under 75, and 1,392 persons were 75 years and over.

The Marital condition of the population was as follows:—

	SINGLE	MARRIED	WIDOWED	DIVORCED
Males	20,881	22,941	2,119	37
Females	23,994	23,370	4,853	63

**Occupation.**—The statistical information compiled by the Registrar General from the 1931 Census returns, giving details of the numbers and sexes of the population employed in various industries and occupations is not yet available. Information based on the 1921 Census have appeared in the Reports of previous years and more up-to-date details from the last Census will be included in my next Report.

No excessive prevalence of illness related to industrial processes was brought to my notice during 1932.

**Baths.**—There are three Public Baths owned by the Corporation, each having slipper and swimming baths. During 1932, new gas-heated boilers, Bell's mechanical filters and chlorination plant were installed in the Central Baths and it was decided to instal similar filtration plant in the Gannow and North Street Baths also. The number of attendances during the year ended 31st March, 1933, was as follows:—

Central Baths—126,271 ; Gannow Baths—69,412 ; North Street Baths—68,538.  
Total ... 264,221.



**Poor Law Relief.**—The total amount of Out-door Relief expended in Burnley during the year was £32,635, as compared with £23,521 in 1931. The weekly average number of persons in receipt of Out-relief was 2,502 comprising 1,147 cases. There were 844 admissions to the "House" portion of Primrose Bank Institution.

**Rateable Value.**—The rateable value for the year 1932-33 was £553,545, and the sum represented by a penny rate £2,100. Both these figures show a reduction on those of the previous year.

**Unemployment.**—The number of applicants on the live register of the Employment Exchange in the last week of each month in 1932 averaged 12,314, as compared with 18,292 in 1931.

		No. on Live				No. on Live	
Date.		Register.		Date.		Register.	
25-1-32	...	12,874	...	25-7-32	...	13,060	
22-2-32	...	11,968	...	22-8-32	...	17,052	
21-3-32	...	10,231	...	26-9-32	...	16,578	
25-4-32	...	10,465	...	24-10-32	...	11,092	
23-5-32	...	10,951	...	21-11-32	...	10,747	
27-6-32	...	12,751	...	19-12-32	...	9,995	

**Health Insurance.**—The total number of insured persons in Burnley on the 31st December, 1932, was approximately 53,650, or 54·6% of the total population. The number of insured persons is 669 less than at the corresponding period of the previous year.

#### The Weather of 1932 compared with 1931.

##### METEOROLOGICAL OBSERVATIONS AT QUEEN'S PARK.

		1932	1931
Sunshine: Total	...	1,006·1 hours	958·5 hours
No. of days with bright sunshine	...	266	258
Highest amount in 24 hours	...	15·0 hours on 15th June	13·9 hours on 26th June
Rainfall: Total fall	...	42·74 ins.	47·23 ins.
No. of days rain	...	221	217
Highest amount in a day	...	1·96 ins. on 2nd September	1·93 ins. on 3rd November



## Temperature:—

Mean Temperature in shade ...	47·5°	...	47·0°
Mean Range ... ..	12·1°	...	11·6°
Mean of Earth Therm, 1 foot	47·8°	...	47·3°
"    "    4 feet	47·9°	...	47·7°
No. of days of ground frost ...	89	...	98

## Relative Humidity:—

Mean ... ..	81·7%	...	83·8%
-------------	-------	-----	-------

The results for the individual months of 1932 compiled from the observations taken at 9 a.m. G.M.T., together with a yearly summary since the Climatological Station at Queen's Park was commenced in 1908, are given in the Appendix to this report.

The year, although providing more sunny days than 1931, was marked by a deficiency of 98·3 hours of sunshine on the average for the previous 24 years. The number of days of bright sunshine was 8 less than the average for the last 24 years. June was the sunniest month, with 212·9 hours of bright sunshine, equivalent to a daily mean of 7·09 hours. August came next with 139·9 hours or a daily mean of 4·5 hours of bright sunshine. July was exceptionally dull, the amount of sunshine during the month being less than half that of June.

The Meteorological Office Returns of sun values again shows that of the two hundred and thirty six sunshine recording stations in the British Isles, Burnley was fifth in order of lowest sunshine value.

February was the driest month of the year, with rain on 10 days only and a total rainfall of 6·0 m.m. for the month. Actually there were fewer wet days in June, but the total amount of rainfall in that month was nearly five times as much as in February. October was the wettest month of the year, rain falling on 28 days of the month to the extent of 180·95 m.m. July, in addition to being dull, was a particularly wet month as rain fell on 23 days.

August was the warmest month of the year and February the coldest.

## VITAL STATISTICS.

**Live Births.**—There have been 1,184 live births (597 males, 587 females) registered in Burnley during 1932. After adjustment of this total for inward and outward transferable births (supplied by the Registrar General) a net total of 1,169 births, or a decrease of 123 over the total for 1931 is obtained.

The following table shews the net births by sex and legitimacy.

**Live Births.**

1931		1932		
		Legitimate	Illegitimate	Total
650	Males ... ..	541	48	589
642	Females ... ..	551	29	580
1,292	Total ... ..	1,092	77	1,169
13·03	Rate per 1,000 of the estimated resident population ... ..	11·23	0·79	12·02

The percentage of illegitimate births was 6·5, as compared with 4·5 in the previous year.

The birth rate per 1,000 of population for the year was 12·03 as compared with 13·03 in 1931, and 15·5, the average for the 10 years 1922-1931. The rate is highest in St. Paul's, and lowest in St. Andrew's Wards.

The live birth rate in 1932 is the lowest on record, the next lowest being 13·03 in 1931.

Throughout England and Wales the live birth rate in 1932 was 15·3, and in the 118 great towns 15·4.

**Stillbirths.**—During the year 57 stillbirths were registered, giving a rate of 46·5 per 1,000 total live and still births and 0·59 per 1,000 of population as compared with 50·7 and 0·69 respectively in 1931. The sex and legitimacy of the stillbirths for 1932 are shown in the following table.

**Stillbirths.**

1931		1932		
		Legitimate	Illegitimate	Total
30	Males ... ..	33	2	35
39	Females ... ..	21	1	22
69	Total ... ..	54	3	57



**Deaths.**—There were 1,447 deaths registered in Burnley during the year. Of this number 253 deaths of non-residents, chiefly occurring in public institutions, have been excluded, leaving 1,194 deaths of residents. To this number has been added 70 deaths of Burnley people who died in other districts.

After these adjustments a net total of 1,264 deaths is obtained (males 629, females 635) giving a death rate of 13·0 per 1,000 of population, as compared with 14·23 for 1931, and 14·2, the average for the previous 10 years. The death rate for England and Wales in 1932 was 12·0, and in the 118 great towns 11·8.

**Age Distribution.**—There were 128 deaths of children under 5 years of age, representing 10·1% of the total deaths. Of these 101 were children under 1 year of age. 28 deaths were of children between 5 and 15 years of age. 44 deaths were of persons aged 15 to 25 years. 120 persons died between the ages of 25 and 45 years; 395 between 45 and 65 years, and 549 or 43% of the total deaths, were aged 65 years and upwards.

**Institutions.**—There were 654 deaths in the Public Institutions of Burnley during the year as follows:—

	Deaths of Burnley residents.			Deaths of non-residents.			Total.
Municipal Hospital ... ..	258	...	...	162	...	...	420
Victoria Hospital ... ..	99	...	...	59	...	...	158
Sanatorium for Infectious Diseases	19	...	...	19	...	...	38
Bank Hall Maternity and Children's Hospital ... ..	37	...	...	1	...	...	38
Totals ... ..	413	...	...	241	...	...	654

The following table gives comparative provisional figures respecting birth rate, death rate and analysis of Mortality during the year 1932.

Table shewing Birth Rate, Death Rate, and Analysis of Mortality during the year 1932.  
(Provisional Figures).

The Mortality Rates refer to the whole population as regards England and Wales, but only to civilians as regards London and the towns).

This Table, with the exception of the line relating to the Borough, has been compiled by the Registrar-General.

	Rate per 1,000 Total Population.		Annual Death Rate per 1,000 Population.									Rate per 1,000 Live Births.	
	Live Births	Still Births	All Causes.	Enteric Fever.	Small-pox.	Measles.	Scarlet Fever.	Whooping Cough.	Diphtheria.	Influenza.	Violence.	Diarrhoea and Enteritis (under 2 years).	Total Deaths under 1 year.
England and Wales ... ..	15.3	0.66	12.0	0.01	0.00	0.08	0.01	0.07	0.06	0.32	0.53	6.6	65
118 County Boroughs and Great Towns, including London ...	15.4	0.70	11.8	0.00	0.00	0.11	0.01	0.08	0.07	0.28	0.48	8.9	69
126 Smaller Towns (1931 adjusted populations 25,000-50,000) ...	15.4	0.69	10.8	0.00	—	0.06	0.01	0.06	0.03	0.31	0.42	4.5	58
London ... ..	14.2	0.51	12.3	0.00	0.00	0.19	0.02	0.08	0.07	0.27	0.53	12.6	66
<b>BURNLEY Population (97,210) ...</b> (Mid 1932)	<b>12.03</b>	<b>0.59</b>	<b>13.0</b>	<b>0.00</b>	<b>0.00</b>	<b>0.00</b>	<b>0.00</b>	<b>0.02</b>	<b>0.10</b>	<b>0.30</b>	<b>0.50</b>	<b>3.4</b>	<b>86.4</b>



### Causes of Death.

In the table below the chief causes of death are shewn. Details of the causes and ages at death with Ward distribution are given in Table 2 of the Appendix.

	No.	% of Total Deaths.
Heart Disease ... ..	383	30.3
Cancer ... ..	130	10.3
Respiratory Diseases ... ..	104	8.2
All Forms of Tuberculosis ... ..	93	7.4
Disease of Arteries ... ..	70	5.5
Diseases of Urinary System ... ..	61	4.8
Disease of Early Infancy ... ..	57	4.5
Cerebral Hæmorrhage ; Apoplexy ... ..	53	4.2
Violence ... ..	48	3.8
Influenza ... ..	29	2.4

**Heart Disease.**—Heart Disease, with 30.3% of all deaths to its credit, heads the list of specified diseases as the most frequent cause of death. There were 383 deaths, giving a rate per 1,000 of population of 3.94.

**Cancer.**—The deaths from Cancer—one hundred and thirty—are a decrease of 25 compared with the figures for 1931. The death rate is 1.34 per 1,000. Malignant disease is now the second most frequent cause of death, and is responsible for five times as many deaths as fifty years ago.

	1923	1924	1925	1926	1927	1928	1929	1930	1931	1932
No. of Deaths ... ..	145	118	126	131	154	160	156	148	155	130
Death Rate per 1,000 of population ... ..	1.38	1.14	1.23	1.32	1.55	1.59	1.55	1.48	1.56	1.34

The following table shows the sex and age distribution of Cancer deaths in 1932.

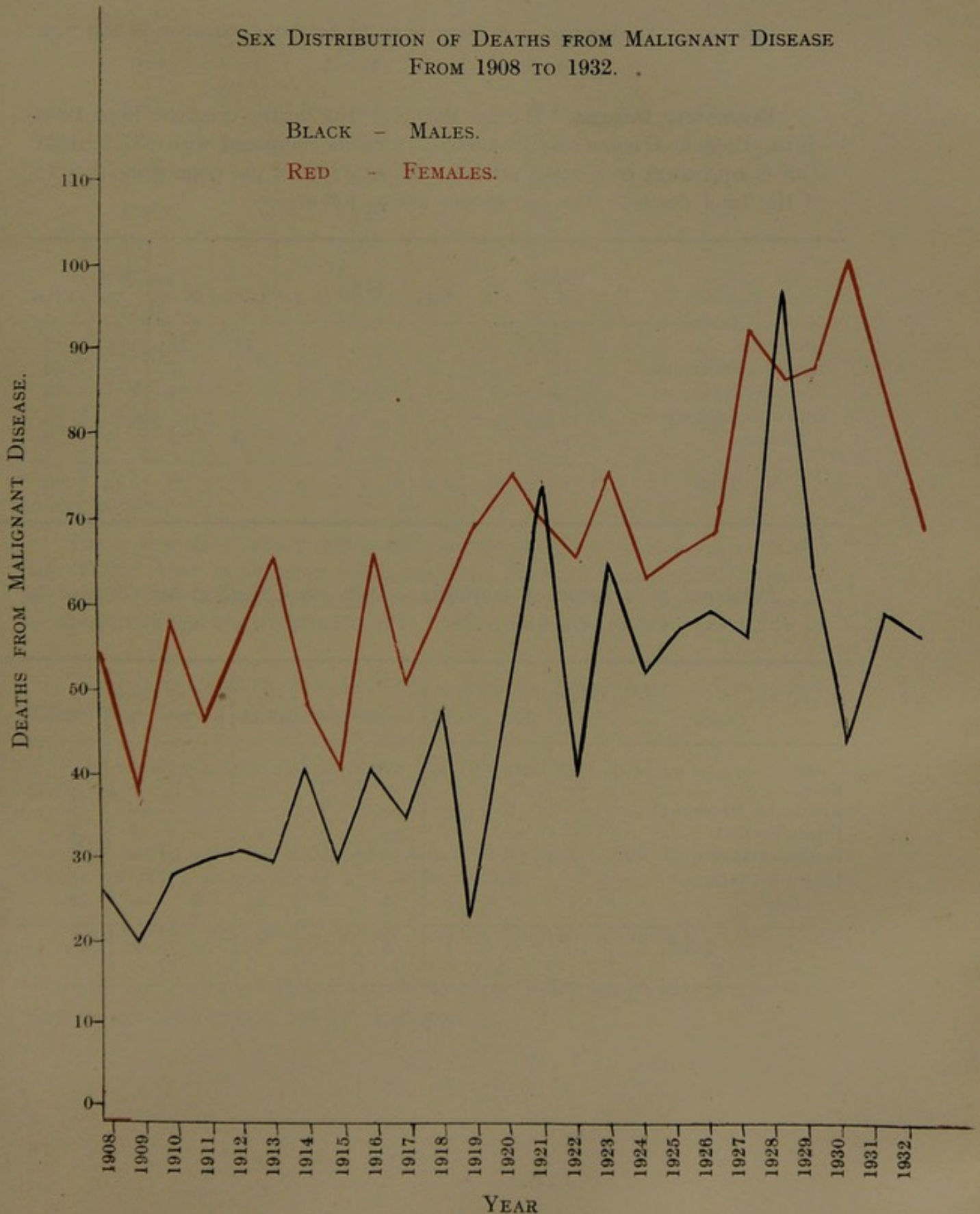
1932	0—	5—	15—	25—	45—	65—	75—	Total
Male ... ..	—	—	—	3	30	23	3	59
Female ... ..	—	—	—	2	43	17	9	71

The sites affected with cancer are given below.

SITE.						Males.	Females.	Total.
Buccal Cavity and Pharynx	...	...	...	...	...	3	1	4
Digestive Organs and Peritoneum	...	...	...	...	...	39	46	85
Respiratory Organs	...	...	...	...	...	7	2	9
Uterus...	...	...	...	...	...	—	9	9
Female Genital Organs	...	...	...	...	...	—	3	3
Breast	...	...	...	...	...	—	6	6
Male Genito Urinary Organs	...	...	...	...	...	4	—	4
Skin	...	...	...	...	...	1	—	1
Other or unspecified	...	...	...	...	...	5	4	9
Totals						59	71	130



The following graph shows the deaths from malignant disease, separately for each sex, during the last 25 years, and illustrates the preponderance of deaths of females over males.



**Tuberculosis.**—The deaths attributed to tuberculosis in 1932 numbered 93 (Respiratory System 69, other forms 24) or 7·3% of the total deaths. Reference to the mortality from tuberculosis is made in the section of this report headed "Tuberculosis."

**Influenza.**—During the year there were 29 deaths, as against 59 last year.

**Respiratory Diseases.**—During the year 103 deaths occurred from Bronchitis, Broncho-Pneumonia, Pneumonia, etc., as compared with 177 in 1931. This is equivalent to a death rate of 1·06 per 1,000 of the population, or 8·2% of the total deaths. The age groups are as follows:—

Cause	Under 1	1-5	5-15	15-25	25-45	45-65	65-75	Over 75	Total
Bronchitis ... ..	5	2	—	—	—	11	13	11	42
Broncho-Pneumonia ...	11	7	2	—	2	3	4	—	29
Pneumonia ... ..	2	1	4	1	6	4	4	1	23
Other Respiratory Diseases ... ..	—	—	—	—	1	3	2	3	9
Total ... ..	18	10	6	1	9	21	23	15	103

**Accidents as a cause of mortality.**—There were 25 accidental deaths, 12 of which were due to vehicular traffic. The particulars and age groups are:—

Cause	Under 1	1-5	5-15	15-25	25-45	45-65	65-75	Over 75	Total
Burns ... ..	—	1	—	—	1	—	3	—	5
Accidental Drowning ...	—	1	—	—	1	—	—	—	2
Injury by Fall ... ..	—	—	—	—	1	2	—	2	5
Injury in Mine ... ..	—	—	—	—	—	1	—	—	1
Injury by Vehicular Traffic ... ..	—	—	1	3	2	3	3	—	12
Total ... ..	—	2	1	3	5	6	6	2	25



### Deaths in Institutions.

In 1932, 413 or 32·7% of the deaths of Burnley people occurred in Public Institutions in the Borough.

The comparative figures for the past 10 years are given below:—

Year.	Total Deaths.	Deaths in Institutions.	%
1923 ... ..	1,403	317	22·6
1924 ... ..	1,528	383	25·0
1925 ... ..	1,510	362	24·0
1926 ... ..	1,312	366	27·9
1927 ... ..	1,529	469	30·6
1928 ... ..	1,345	390	29·0
1929 ... ..	1,507	436	29·0
1930 ... ..	1,274	399	31·2
1931 ... ..	1,411	413	29·3
1932 ... ..	1,264	413	32·7

### Infant Mortality.

There were 100 deaths under one year registered in Burnley during the year 1932. After adjustment for inward and outward transferable deaths, a net total of 101 deaths is obtained, or 10 less than the net deaths registered in 1931.

The infant mortality rate for 1932 is 86·4 per 1,000 births, as compared with 85·9 in 1931, a slight increase.

The average infant mortality for the 10 years 1922–1931 is 99 per 1,000 births.

The death rate amongst legitimate infants per 1,000 legitimate live-births was 87·0, as compared with 82·7 in 1931.

Of the 101 infant deaths, 6 were those of illegitimate children.

The death rate of illegitimate infants per 1,000 illegitimate births was 78·0 as against 155·2 in the previous year.

The following table shows the Infantile Death Rate per 1,000 births for both sexes during the year under review, and the previous 10 years:—

	Births		Infantile Deaths		Infantile Death Rate per 1,000 Births		
	Males	Females	Males	Females	Males	Females	Both Sexes
1922 ... ..	997	959	129	94	129·4	98·0	114
1923 ... ..	895	929	101	86	112·8	92·6	103
1924 ... ..	867	834	132	83	152·2	99·5	126
1925 ... ..	818	821	100	78	122·2	95·0	109
1926 ... ..	845	755	81	57	95·8	75·5	86
1927 ... ..	792	715	98	68	123·7	95·1	110
1928 ... ..	757	744	63	56	83·2	75·3	79·3
1929 ... ..	722	681	85	62	117·7	91·0	104·8
1930 ... ..	687	651	59	42	85·9	64·5	75·5
1931 ... ..	650	642	69	42	106·2	65·4	85·9
1932 ... ..	589	580	57	44	96·8	75·9	86·4

The mortality amongst infants during 1932 in England and Wales and in the 118 great towns was 65 and 69 per 1,000 births respectively.

A chart showing the decrease in the birth rate and the reduction in the infant mortality during the last fifty years follows.



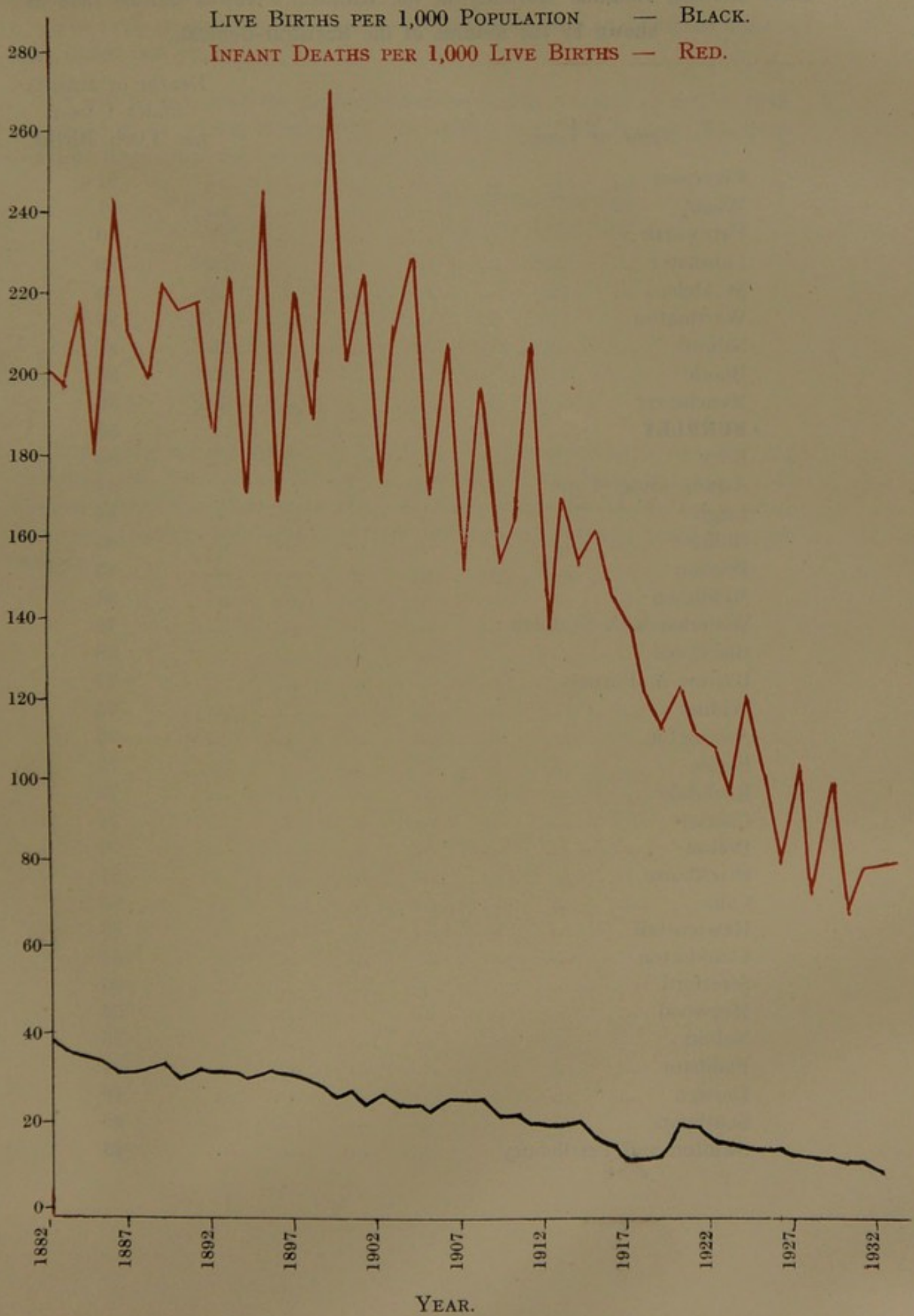


Table Showing Infantile Mortality in the Lancashire Towns during 1932 as shown by the Returns of the Registrar-General.

Name of Town.	Deaths of Infants under 1 year per 1,000 Births.
Liverpool ... ..	91
Wigan ... ..	91
Farnworth ... ..	90
Lancaster ... ..	89
St. Helens ... ..	89
Warrington ... ..	88
Salford ... ..	87
Bootle ... ..	86
Manchester ... ..	86
<b>BURNLEY</b> ... ..	<b>86</b>
Bury ... ..	85
Ashton-under-Lyne ... ..	84
Leigh ... ..	84
Oldham ... ..	83
Preston ... ..	83
Middleton ... ..	81
Waterloo-with-Seaforth ... ..	79
Blackpool ... ..	78
Barrow-in-Furness ... ..	77
Widnes ... ..	75
Accrington ... ..	73
Eccles ... ..	73
Rochdale ... ..	72
Chorley ... ..	71
Bolton ... ..	70
Blackburn ... ..	67
Colne ... ..	65
Rawtenstall ... ..	63
Chadderton ... ..	61
Stretford ... ..	60
Heywood ... ..	56
Nelson ... ..	55
Padiham ... ..	54
Darwen ... ..	48
Southport ... ..	45
Swinton and Pendlebury ... ..	43



**Cause of Death of Infants.**

The table on page 34 gives the stated causes of death of infants at various ages under one year.

It will be seen that the deaths of children under 4 weeks of age in 1932, amounted to 61, giving a mortality rate of 60·4 per 1,000 births. The comparative figures for the previous years are:—

Year.				Neo-Natal Mortality Rate per 1,000 births.
1926	...	...	...	36·9
1927	...	...	...	48·9
1928	...	...	...	42·6
1929	...	...	...	43·5
1930	...	...	...	35·1
1931	...	...	...	39·4

Congenital malformations (7), debility (7), premature birth, etc. (34), and atelectasis, etc. (16), caused 64 deaths, or 63·6% of the total, and respiratory diseases (bronchitis, pneumonia, etc.), were responsible for 18 deaths, or 18%. There were 3 deaths from syphilis, 4 from diarrhoea and enteritis, and 3 from convulsions.

INFANT MORTALITY DURING THE YEAR 1932.  
NETT DEATHS FROM STATED CAUSES AT VARIOUS AGES UNDER ONE YEAR OF AGE.

Causes of Death.	Under 1 Week		1-2 Weeks	2-3 Weeks	3-4 Weeks	Total under 4 Weeks	1-3 Months	3-6 Months	6-9 Months	9-12 Months	Total under 1 Year	St. Andrew's	Daneshouse	Stoneyholme	St. Peter's	St. Paul's	Fulledge	Burnley Wood	Healey Wood	Trinity	Whittlefield	Gannow	Lowerhouse	*Prim. Bank	*Bank Hall Hospital	*Victoria Hospital	*Sanatorium
	All Causes	Certified	Uncertified																								
Smallpox	...	...	...	...	...	...	...	...	...	...	...	...	...	...	...	...	...	...	...	...	...	...	...	...	...	...	...
Chickenpox	...	...	...	...	...	...	...	...	...	...	...	...	...	...	...	...	...	...	...	...	...	...	...	...	...	...	...
Measles	...	...	...	...	...	...	...	...	...	...	...	...	...	...	...	...	...	...	...	...	...	...	...	...	...	...	...
Scarlet Fever	...	...	...	...	...	...	...	...	...	...	...	...	...	...	...	...	...	...	...	...	...	...	...	...	...	...	...
Whooping Cough	...	...	...	...	...	...	...	...	...	...	...	...	...	...	...	...	...	...	...	...	...	...	...	...	...	...	...
Diphtheria and Croup	...	...	...	...	...	...	...	...	...	...	...	...	...	...	...	...	...	...	...	...	...	...	...	...	...	...	...
Mumps	...	...	...	...	...	...	...	...	...	...	...	...	...	...	...	...	...	...	...	...	...	...	...	...	...	...	...
Tuberculous Meningitis	...	...	...	...	...	...	...	...	...	...	...	...	...	...	...	...	...	...	...	...	...	...	...	...	...	...	...
Abdominal Tuberculosis	...	...	...	...	...	...	...	...	...	...	...	...	...	...	...	...	...	...	...	...	...	...	...	...	...	...	...
Other Tuberculous Diseases	...	...	...	...	...	...	...	...	...	...	...	...	...	...	...	...	...	...	...	...	...	...	...	...	...	...	...
Meningitis (not tuberculous)	...	...	...	...	...	...	...	...	...	...	...	...	...	...	...	...	...	...	...	...	...	...	...	...	...	...	...
Convulsions	...	...	...	...	...	...	...	...	...	...	...	...	...	...	...	...	...	...	...	...	...	...	...	...	...	...	...
Laryngitis	...	...	...	...	...	...	...	...	...	...	...	...	...	...	...	...	...	...	...	...	...	...	...	...	...	...	...
Bronchitis	...	...	...	...	...	...	...	...	...	...	...	...	...	...	...	...	...	...	...	...	...	...	...	...	...	...	...
Pneumonia (all forms)	...	...	...	...	...	...	...	...	...	...	...	...	...	...	...	...	...	...	...	...	...	...	...	...	...	...	...
Diarrhoea and Enteritis	...	...	...	...	...	...	...	...	...	...	...	...	...	...	...	...	...	...	...	...	...	...	...	...	...	...	...
Gastritis	...	...	...	...	...	...	...	...	...	...	...	...	...	...	...	...	...	...	...	...	...	...	...	...	...	...	...
Syphilis	...	...	...	...	...	...	...	...	...	...	...	...	...	...	...	...	...	...	...	...	...	...	...	...	...	...	...
Rickets	...	...	...	...	...	...	...	...	...	...	...	...	...	...	...	...	...	...	...	...	...	...	...	...	...	...	...
Suffocation	...	...	...	...	...	...	...	...	...	...	...	...	...	...	...	...	...	...	...	...	...	...	...	...	...	...	...
Other Diseases of Infancy	...	...	...	...	...	...	...	...	...	...	...	...	...	...	...	...	...	...	...	...	...	...	...	...	...	...	...
Congenital Malformations	...	...	...	...	...	...	...	...	...	...	...	...	...	...	...	...	...	...	...	...	...	...	...	...	...	...	...
Premature Birth and Injury at Birth	...	...	...	...	...	...	...	...	...	...	...	...	...	...	...	...	...	...	...	...	...	...	...	...	...	...	...
Other Causes	...	...	...	...	...	...	...	...	...	...	...	...	...	...	...	...	...	...	...	...	...	...	...	...	...	...	...
Totals	42	9	6	4	61	14	8	13	5	101	9	13	3	8	9	8	9	8	9	6	3	16	8	10	29	1	...

Nett Live Births Registered during the year—Legitimate, 1092; Illegitimate, 77; Total, 1169.

Nett Deaths Registered during the year—Legitimate Infants, 95; Illegitimate Infants, 6; Total, 101.



## Section 2.

### General Provision of Health Services in the Area.

#### **HOSPITALS PROVIDED BY THE LOCAL AUTHORITY.**

##### **COUNTY BOROUGH OF BURNLEY.**

##### **Bank Hall Maternity and Children's Hospital.**

Particulars of the administration, number of beds and staff of this hospital were included in my report for the year 1931. No change in the method of administration, accommodation or number of staff occurred during 1932.

During the year 1932, 381 maternity and ante-natal cases and 123 children under five years of age were received into the hospital.

##### **The Municipal Hospital.**

Details of the accommodation and staffing of this hospital were included in my report for 1931. Although formal instrument approving of the appropriation of the hospital under Section 95 of the Public Health Acts Amendment Act, 1907, was received in October, 1931, complete physical separation and the administration of the hospital as a unit entirely separate from the adjoining Public Assistance Institution did not become fully effective until 1st April, 1933. The hospital is now controlled by the Public Health Sub-Committee.

The method of administration of the Municipal Hospital from 1st April, 1933, is as follows:—Tenders for food-stuffs, clothing and linen, drugs, dressings and other provisions for the Municipal Hospital, Bank Hall Hospital and the Public Assistance Institution are obtained on one tender form. The Medical Officer of Health issues orders for all requirements at Bank Hall and the Municipal Hospitals. All stores for the Municipal Hospital are now received direct and stored in the Hospital. Bread for the hospitals is purchased from the Public Assistance Institution at cost price. The laundry work for the Municipal Hospital is carried out in the Institution laundry and the cost apportioned on the basis of services rendered. Separate meters are installed for recording the consumption of light and water in the hospital. The heating, which is common to both the hospital and the institution (the boiler-house being part



of the institution) is apportioned on the basis of services rendered. Minor repairs in the hospital are carried out by the institution staff on an order from the Medical Officer of Health. The services of the institution gardening staff is continued for the hospital grounds, and the charge for their services, for implements and for plants, etc., is apportioned. The responsibility for medical services required by the inmates of the institution and the mental wards continues to rest with the resident medical officer of the Municipal Hospital. The resident medical officer's salary is allocated as to four-fifths against the hospital and one-fifth against the institution and mental wards.

Two consulting surgeons have been appointed. A junior resident medical officer will take up duty shortly. A clerk-steward and junior clerk have been appointed. The senior porter occupies the new hospital lodge, and a third porter is being appointed. A new matron has been appointed and will take up duty shortly.

The scale of charges for maintenance of patients admitted direct to the Municipal Hospital is as follows:—

FAMILY INCOME.				CHARGE.
Not exceeding 30/- per week	...	...	...	No charge.
Over 30/- and not exceeding 40/- per week	...	...	...	7/- for the first week or part thereof and 1/- per day thereafter.
„ 40/-	„	„	50/-	„ 14/- for the first week or part thereof and 2/- per day thereafter.
„ 50/-	„	„	60/-	„ 21/- for the first week or part thereof and 3/- per day thereafter.
„ 60/-	„	„	70/-	„ 28/- for the first week or part thereof and 4/- per day thereafter.
„ 70/- per week	...	...	...	„ 35/- for the first week or part thereof and 5/- per day thereafter.
Deduct for each child under 14 years of age	...	...	...	5/-
Deduct for each child over 14 and under 18 years of age	...	...	...	7/6
Deduct for each person over 18 years of age (other than householder and his wife)	...	...	...	12/6

SINGLE PERSONS.—The above income scale to be halved but charge to be not less than amount of National Health Insurance Benefit.

CHILDREN to be charged at half rate.

No deduction to be made for rent.

NOTE.—Persons residing outside the Borough of Burnley must pay £2 5s. 6d. for the first week or part thereof and 6/6 per day thereafter.



The scheme of co-operation with the Victoria (Voluntary) Hospital, in order to make the fullest and best possible use of the bed accommodation in both Victoria Hospital and the Municipal Hospital, was described fully in my report for 1931. This scheme has worked very satisfactorily. From the commencement of its operation on 2nd May, 1932, until the end of the year 164 cases on the waiting list of Victoria Hospital were admitted to the Municipal Hospital. Of these 132 were persons entitled to free treatment (i.e. contributors) in Victoria Hospital under the Workpeople's Hospital Fund and 32 were non-contributors.

Prior to 1932, there was one consulting surgeon (Dr. Campbell) for the Municipal Hospital. When the scheme of co-operation with Victoria Hospital came into operation, Mr. Callam, F.R.C.S., and Mr. Watson, F.R.C.S., two of the Honorary Surgeons to Victoria Hospital, were appointed Consulting Surgeons (unpaid) to the Municipal Hospital for the purpose of attending to Victoria Hospital cases admitted, through the scheme, to the Municipal Hospital. From the 1st April, 1933, consequent on the death of Dr. Campbell, Mr. Callam and Mr. Watson were appointed Consulting Surgeons for all the surgical work of the Municipal Hospital and each was given a salary of £100 per annum. In 1932, three part-time Anæsthetists were appointed.

The accommodation for patients in the Municipal Hospital is as follows:—

#### MAIN HOSPITAL BLOCK.

					Beds.
1.	MALE SURGICAL UNIT	...	Large Ward	...	35
			Semi-Circular Ward	...	9
2.	FEMALE SURGICAL UNIT	...	Large Ward	...	35
			Semi-Circular Ward	...	9
			Small Ward	...	10
			Small Ward	...	1
3.	MALE MEDICAL UNIT	...	Large Ward	...	35
			Semi-Circular Ward	...	9
			Small Ward	...	6
			Small Ward	...	4
4.	FEMALE MEDICAL UNIT	...	Large Ward	...	35
			Semi-Circular Ward	...	9
			Small Ward	...	6
			Small Ward	...	4
			Small Ward	...	1
5.	MATERNITY UNIT	...	Large Ward	...	10
			Small Ward	...	4
			Labour Room.		



CHILDREN'S WARDS	...	...	2 Temporary Buildings		
			containing	...	52
LOCK WARD (V.D. BLOCK)	...		Male Ward	...	7
			Female Ward	...	8

There is an X-Ray department and Electro-therapeutic department on the ground floor of the main block in side-rooms of the male surgical unit. The operating theatre, sterilising room and dispensary are on the main ground floor corridor. There is no anæsthetising room. The pathological work of the hospital is carried out at the Public Health Laboratory.

The Nursing Staff of the Municipal Hospital consists of Matron, Assistant Matron, Sister Tutor, X-Ray and Massage Sister, Night Sister, 6 Ward Sisters, and 45 Probationer Nurses.

### **Primrose Bank Institution.**

The Public Assistance Institution serves the Burnley County Borough (population 98,258) and the No. 6 Area of the Lancashire County Public Assistance Committee (population 106,794). The Institution contains accommodation for male and female able-bodied persons, accommodation for chronic infirm persons who do not require hospital treatment, cottages for children and elderly people, reception blocks, and two mental blocks. The casual wards are also within the grounds of the Institution.

In addition to the staff of attendants for the "house" proper, the following are employed in attending to infirm and mental cases in the Institution:—

- 2 Trained nurses for the "Chronic infirm" Wards.
- 9 Assistant Nurses for the "Chronic infirm" Wards.
- 1 Trained and 7 Untrained Attendants in the Male Mental block.
- 7 Untrained Attendants in the Female Mental block.

### **Venereal Diseases.**

No hospital is provided by the Local Authority for the treatment of persons suffering from venereal disease. There is an arrangement between the Local Authority and the Board of Management of Victoria Hospital whereby persons attending the Venereal Diseases Clinic, who require in-patient treatment, are admitted to Victoria Hospital. Consequent on the termination of the agreement with Manchester Corporation, in December, 1931, for the treatment of venereal diseases cases from the former Primrose Bank Infirmary, alterations were made, during 1932, in the Lock Ward, so that venereal cases can now be treated, if necessary, in the Municipal Hospital.



### Tuberculosis.

The Local Authority does not possess a Sanatorium or Hospital for the treatment of tuberculous persons. 10 beds are reserved at the Burnley Joint Hospital Board's Sanatorium (Infectious Diseases Hospital) for the treatment of advanced tuberculosis in females. In addition an average of 48 beds are utilised in various Sanatoria and Hospitals for the treatment of pulmonary and non-pulmonary cases.

### Delicate Children.

Previous to 1932, the Burnley Joint Hospital Board's Smallpox Hospital at Crown Point was utilised during the summer months for the open-air treatment of delicate children from Burnley selected by the Tuberculosis Officer from those on the register of the Tuberculosis Dispensary. In 1932, it was opened on 17th May as a Convalescent Hospital for delicate children, under the Public Health Acts. The erection of new administration quarters and installation of electric lighting throughout the hospital has enabled it to be kept open throughout the whole year, on condition that it is evacuated immediately if required for the isolation of smallpox cases. When used as a Convalescent Hospital, it is staffed and victualled by the Joint Hospital Board, and the Burnley Corporation pays the Joint Board for maintenance at the rate of 25/- per child per week.

The following are particulars of the cases treated:—

No. of children admitted during 1932	...	...	56
No. of children discharged during 1932	...	...	28
No. remaining on 31st December, 1932	...	...	28

The conditions from which the children were suffering are as follows:—

Non-tuberculous Respiratory Diseases	...	...	21
Debility	...	...	9
Tuberculous Diathesis	...	...	6
Adenitis	...	...	6
Anæmia	...	...	5
Tuberculous Peritonitis	...	...	2
Arrested Tuberculous Disease of Bones and Joints	...	...	3
Rickets	...	...	1
Malnutrition	...	...	1
Chronic Periostitis	...	...	1
Orthopædic Defect	...	...	1
Total	...	...	56



### Orthopædies.

By arrangement with the Lancashire County Council, children suffering from crippling defects coming under the Orthopædic Schemes of the Maternity and Child Welfare and Education Departments, are treated at Biddulph Orthopædic Hospital.

### Ear, Nose and Throat.

By arrangement with the Victoria Hospital Authorities (voluntary institution), school children suffering from enlarged tonsils and/or adenoids are operated upon at the Victoria Hospital, and admitted for in-patient treatment, if necessary.

### Ophthalmia Neonatorum, Puerperal Fever and Puerperal Pyrexia.

No beds are specifically set apart for the treatment of children suffering from ophthalmia neonatorum and women suffering from puerperal fever or puerperal pyrexia. Cases are admitted for in-patient treatment to the Burnley Joint Hospital Board's "Sanatorium," (Infectious Diseases Hospital), Marsden Road, as and when required.

### Mental Hospitals.

The Lancashire Mental Hospitals Board is the Authority responsible for the provision of institutional accommodation for patients suffering from mental diseases. Burnley is one of the constituent authorities of the Board and has two representatives.

The Mental Hospitals of the Board are five in number.

The persons chargeable to the County Borough of Burnley, who were in Lancashire County Mental Hospitals on the 31st December, 1932, are as follows:-

County Mental Hospitals.				Men.	Women.	Children.	Total.
Whittingham	...	...	...	53	92	—	145
Lancaster	...	...	...	29	46	—	75
Winwick	...	...	...	10	2	—	12
Prestwich	...	...	...	1	7	—	8
Rainhill	...	...	...	—	1	—	1
Total				93	148	—	241

There are two mental blocks, one for men and one for women, with accommodation for 74 of each sex, in the Primrose Bank (Public Assistance) Institution, Burnley. On the 31st December, 1932, there were in these mental blocks, 29 men and 27 women chargeable to the County Borough of Burnley.



**Mental Deficiency.**

The Mental Deficiency Acts are administered by the Lancashire Mental Hospitals Board. Mental Defectives from Burnley are sent to the Board's Institutions at Calderstones and Brockhall. The Central Lancashire Association for Mental Welfare is the voluntary committee for the care of Mental Defectives, and their activities include the general supervision of mental defectives of all grades in the Borough. An occupation centre is also held in Salem School. The offices of the Association are at 41, Alma Street, Blackburn, and the organising secretary is Miss E. M. Dash.

On the 31st December, 1932, the following persons chargeable to the County Borough of Burnley, were in Certified Schools and other Institutions:—

Men.	Women.	Children under 16	Total.
6	11	21	38

**BURNLEY JOINT HOSPITAL BOARD.****(1) Marsden Road Sanatorium (Infectious Diseases Hospital).**

Hospital accommodation for the treatment of cases of infectious disease is provided by the Burnley Joint Hospital Board, of which Burnley is one of the four constituent authorities. The "Sanatorium" is situate within the Borough, and can accommodate 106 patients. Allowing 144 square feet of floor space per bed, the accommodation is limited to 82 beds. When accommodation is available 30 of the beds are used for the treatment of advanced cases of tuberculosis in females, 10 being allocated to Burnley cases and 20 to Lancashire County Council cases. During the year there were 395 admissions, including 81 cases of tuberculosis.

**(2) Crown Point Smallpox Hospital.**

This Hospital is situate outside the Borough. It is maintained by the Burnley Joint Hospital Board for the treatment of cases of smallpox, and has accommodation for 28 cases on the basis of 144 square feet per bed. During 1932 a new administration block, consisting of caretaker's quarters, six staff bedrooms, two staff sittingrooms, hospital kitchen, etc., was erected. Electricity was installed throughout the hospital.

**Staff.**

**MEDICAL:**—(1) A medical superintendent, who is the Medical Officer of Health for the County Borough of Burnley. (2) A resident Medical Officer, who

is Deputy Medical Officer of Health for Burnley. (3) A part-time Ear, Nose and Throat specialist, and (4) the services of a consulting surgeon are requisitioned as required.

NURSING:—A matron, 3 sisters, 3 staff nurses, 12 assistant nurses, and probationers.

## VOLUNTARY HOSPITALS.

### Victoria Hospital, Burnley.

Details of the accommodation, special departments and staff of this hospital were given in my report for 1931. No change in the accommodation or personnel occurred during 1932.

The numbers of patients dealt with at this Hospital during the year ended 30th November, 1932, were:—

	In-Patients		Out-Patients	
	Contributors to Local Scheme	Non-Contributors	Contributors	Non-Contributors
Burnley Cases ... ..	816	665	3197	4043
Cases from Adjoining Areas ... ..	376	247	1080	723
Total ... ..	1192	912	4277	4766

### IN-PATIENTS.

	1932	1931
1. Number of beds available for use ... ..	125	125
2. Daily average number of in-patients ... ..	115	115
3. Number of patients in hospital at beginning of year ... ..	123	108
4. Number of patients admitted during year...	2104	1814
5. Number of patients remaining at end of year	123	108
6. Average duration of stay per patient (days)	18.6	20.9



## OUT-PATIENTS.

					New Patients.	
					1932	1931
1.	Medical and Dermatological	...	...	...	407	355
2.	General Surgical	...	...	...	3472	2857
3.	Ophthalmic and Aural	...	...	...	1638	1944
4.	X-Ray Department (Treatments)	...	...	...	405	—
5.	Ultra-Violet Light	...	...	...	87	100
6.	Massage and Electrical	...	...	...	860	624
7.	Radium Department	...	...	...	179	156
Total					7048	6036

## CASUALTY DEPARTMENT.

1.	Number of Casualties	...	...	...	862	805
2.	Number of Casualties attendances	...	...	...	2195	1965
3.	Number of Motor Accidents (included in above)	...	...	...	158	116
4.	Number of Motor Accidents admitted to wards	...	...	...	69	52
5.	Number of days such Cases were in Hospital	...	...	...	1763	1021

## TOTAL OUT-PATIENTS AND CASUALTIES.

1.	Number of Out-patients	...	...	...	9043
2.	Number of attendances	...	...	...	51843

(a) Number of Casualty patients included in No. 1 above—862.

(b) Number of Casualty attendances included in No. 2 above—2195.

## OPERATIONS PERFORMED.

1.	In-patients	...	...	...	...	1486
2.	Out-patients	...	...	...	...	805
3.	Casualties	...	...	...	...	126
						2417

**Subsidies to Medical Institutions.**—Contributions are made by the Local Authority to the following:—Victoria Hospital, Burnley; Burnley District Nursing Association and the Manchester and Salford Medical Charities.

**Convalescent Home.**—The Convalescent Home for Children at Lytham-St. Annes was built by the late Sir John Thursby for the children of Burnley and district. There is accommodation for twelve boys and twelve girls, and during the year 168 Burnley children were admitted on the recommendation of the School Medical Officers.

### Professional Nursing in the Home.

A voluntary body, the Burnley District Nursing Association, undertakes the professional nursing of cases of general sickness in the home.

The Local Authority has an arrangement for payment per visit in connection with their Maternity and Child Welfare Scheme whereby the above Association sends a nurse when required to cases of whooping cough, measles and diarrhoea in young children, to cases of Puerperal Fever, Pyrexia, Ophthalmia Neonatorum and for Maternity nursing.

### Midwives.

No practising Midwives are employed or subsidized by the Local Authority.

Apart from those in institutions, 21 Midwives notified their intention to practise in the Borough during 1932.

In November, 1932, the Corporation decided to compensate midwives, whose patients are admitted to the Municipal or Bank Hall Hospitals, either on account of the development of a complication which necessitates hospital treatment or of an emergency arising after the onset of labour. The sum of 7/6 is paid to the midwife, subject to her first satisfying the Medical Officer of Health that she had been engaged for the confinement and had performed the necessary ante-natal examinations.

### Maternity and Nursing Homes.

There are 2 Nursing Homes registered in the Borough.

						Nursing Home	Maternity Home
Number of applications for registration	...	...	...	...	...	—	—
Number of homes registered	...	...	...	...	...	—	—
Number of orders made refusing or cancelling registration	...	...	...	...	...	—	—
Number of appeals against such orders	...	...	...	...	...	—	—
Number of cases in which such orders have been							
(a) Confirmed on appeal	...	...	...	...	...	—	—
(b) Disallowed	...	...	...	...	...	—	—
Number of applications for exemption from registration	...	...	...	...	...	—	—



Number of cases in which exemption has been

(a) Granted	...	...	...	...	...	—	...	—
(b) Withdrawn	...	...	...	...	...	—	...	—
(c) Refused	...	...	...	...	...	—	...	—

One of the Nursing Homes contains 7 beds and is for General and Maternity Nursing. The other, containing 3 beds, is for Eye, Ear, Nose and Throat diseases. Two General and Maternity Nursing Homes in areas adjoining Burnley have accommodation for 16 and 18 patients respectively and are used considerably by Burnley patients.

### **Institutional Treatment for unmarried mothers, illegitimate infants and homeless children.**

There are no institutions specifically set apart for dealing with these cases. Such cases are usually dealt with at the Primrose Bank Poor Law Institution.

The Burnley and District House of Help for women and girls has accommodation for 10 cases. Unmarried mothers are received and transferred to other suitable Homes.

### **Ambulance Facilities.**

The Joint Hospital Board possess a motor ambulance for the removal of infectious cases. The Police Department has two ambulances for non-infectious and accident cases. The Health Department possesses an ambulance which is used for the conveyance of cases of Smallpox and Tuberculosis.

### **Public Health Laboratory and Venereal Diseases Clinic.**

These are housed in an annexe of Victoria Hospital, which is rented by the Corporation. An assistant medical officer is employed as Bacteriological and Venereal Diseases Officer. He also acts as Honorary Pathologist to the Victoria Hospital.

### **Chemical Work.**

The analytical work of the Public Health Department is carried out by the Borough Analyst, Mr. F. Maudsley, B.Sc., F.I.C. The biochemical work of the Corporation Hospitals is performed by Mr. H. Laurie, B.Sc.

**CLINICS AND TREATMENT CENTRES.**

The Local Authority provide the following Clinics at the places and times stated below:—

Place.	Day and Time of Opening.
<b>(1) Maternity and Child Welfare.</b>	
(a) INFANT WELFARE CENTRES.	
*Bank Hall Maternity and Children's Hospital ... ..	Monday and Friday, 2—5 p.m.
Ebenezer Sunday School, Colne Road ...	Tuesday, 2—5 p.m.
Rosegrove Sunday School, Gannow Lane	Tuesday, 2—5 p.m.
Lanebridge Sunday School, Parker Lane	Wednesday, 2—5 p.m.
Mount Olivet Sunday School, Plover Street ... ..	Monday, 2—5 p.m.
*Parker Street ... ..	Thursday, 2—5 p.m.
(b) ANTE-NATAL CLINICS.	
*Bank Hall Maternity and Children's Hospital ... ..	Monday, 9-30 a.m. Thursday (by appointment) at 10 a.m.
Rosegrove Wesleyan Sunday School, Gannow Lane ... ..	Tuesday, 2—5 p.m. (alternate weeks).
*Parker Street ... ..	Friday, 2—4 p.m.
(c) DENTAL TREATMENT.	
School Clinic, Elizabeth Street ... ..	Saturday, 9-30 a.m.—12 noon.
<b>(2) Tuberculosis.</b>	
(a) *Tuberculosis Dispensary, Nicholas Street	Monday, Tuesday and Thursday, 9-30—12 noon. Wednesday, 6—7-30 p.m.
(b) Dental Treatment, Elizabeth Street ...	Wednesday, 7—8 p.m.
<b>(3) Venereal Diseases.</b>	
Victoria Hospital V.D. Clinic ... ..	Males:— Monday, 10—11 a.m. 5-30—6-30 p.m. Thursday, 5-30—6-30 p.m. Females:— Friday, 11—12 noon. 5-30—6-30 p.m.



Place.	Day and Time of Opening.
<b>(4) Actino-Therapy.</b>	
*Bank Hall Hospital ... ..	Wednesday and Friday, 9-30 a.m. (by appointment).
<b>(5) Medical Inspection, School Children.</b>	
*School Clinic, Elizabeth Street, Inspection Clinic ... ..	Tuesday, Thursday, 9-30 a.m.—12 noon. Monday and Wednesday, 2—5 p.m. Saturday, 9-30—11-30 a.m.
Minor Ailments Clinic ... ..	Daily, 9 a.m.—12 noon.
Ophthalmic Clinic ... ..	Friday, 9-30—12 noon, additional Clinics when necessary.
Orthopædic Clinic ... ..	Thursday, 2—4-30 p.m.
Dental Clinic ... ..	Monday, Wednesday, Friday 9-15 a.m.—5 p.m. Saturday, 9-15 a.m.— 12 noon, and Tuesday and Thursday at 2—5 p.m.

\*Owned by the Local Authority.

There have been no new Clinics or Treatment Centre established during the year. A Diphtheria Immunisation Clinic was commenced in April, 1933.

#### **Day Nurseries.—None provided.**

The provision of services in connection with Maternal Mortality, Puerperal Fever and Pyrexia, Memo. 156 M.C.W., Health Visiting and Children Act, 1908, Part I., are described in the Maternity and Child Welfare Section of this report.

#### **Poor Law Medical Out-Relief.**

Two part-time District Medical Officers, who are also Public Vaccinators, are employed. One has been Medical Officer for 7 wards of the town, the other for the remaining 5 wards. Consequent on the death of the Medical Officer for 7 wards, it was decided to re-arrange the existing districts as follows:—Each of the two District Medical Officers to be responsible for the medical out-relief of persons in six wards, and each District Medical Officer to be remunerated at the rate of £100 per annum. In each case medicines to be

dispensed by chemists at National Health Insurance rates and charged to the Public Assistance Department instead of, as formerly, being provided by the District Medical Officers. This re-arrangement will come into operation in 1933.

### Public Vaccination.

The two part-time Public Vaccinators are also District Medical Officers. The Public Vaccinators' Districts are being re-arranged to conform with their Districts as District Medical Officers (see above). The Senior Resident Medical Officer of the Municipal Hospital will be Public Vaccinator for the Municipal Hospital and Public Assistance Institution.

### LEGISLATION IN FORCE.

The following is a list of the General Adoptive Acts, Local Acts, Byelaws and Local Regulations in force in the Borough, with the date they became operative:—

Public Health Acts Amendment Act, 1890	...	...	1st July, 1891.
Infectious Diseases Prevention Act, 1890	...	...	1st June, 1891.
Notification of Births Act, 1907	...	...	5th February, 1908.
Public Health Acts (Amendment) Act, 1907	...	...	
Sections 18, 20, 21, 22, 26, 27, 32, 33 in Part II. ; Sections 35, 36, 37, 43, 47, 49, 50 and 51, in Part III. ; Parts IV., V. and VI., and Sections 93 and 95 in Part X.	...	...	17th January, 1911.
Section 51	...	...	23rd October, 1911.
Sections 39, 40, 41, 42	...	...	1st February, 1915.
Public Health Act, 1925:			
Sections 13, 14, 15, 16, 18, 21, 22, 25, 26, 29, 30, 31, 32, 33, in Part II.			
Sections 36, 37, 38, 39, 40, 41, 42, in Part III.			
Sections 45, 47, 48, 50, in Part IV.			
Sections 53 and 55, in Part V.	...	...	1st September, 1926.

### LOCAL ACTS—

- Burnley Borough Improvement Acts, 1871 and 1883.
- The Local Government Provisional Orders Confirmation (No. 18) Act, 1894 (Hospital Accommodation for Infectious Diseases).
- Burnley Corporation Acts, 1908, 1921 and 1925.



**BYE-LAWS.**

With respect to Houses let in Lodgings, Adopted 14th February, 1898.  
 „ „ Common Lodging Houses, Adopted 31st October, 1906.  
 „ „ Nuisances, Adopted 1st September, 1909.

**REGULATIONS.**

The Borough of Burnley, etc., (Measles and  
 German Measles) Regulations, 1920, Adopted 28th February, 1920.

**HEALTH PROPAGANDA.**

An intensive campaign of public health education was carried out from 7th to 20th March, 1932. An official lecturer was engaged and a Health Exhibition was held from 9th to 18th March. Dinner hour talks were given at factories and mills daily. Each morning cinema films on health were shown to children from the elementary and secondary schools and numerous addresses, illustrated by cinema films, were given each afternoon and evening to the general public, to various societies and at the Infant Welfare Centres. Health sermons were preached on two Sundays, a Health Week Handbook was published.

A lecturer from the Dental Board of the United Kingdom visited the elementary schools and talked to the children on dental hygiene on two occasions during 1932.

In addition to the Health Week Campaign, the following lectures were given during the winter months:—Lecture by Sir Wm. Arbuthnot Lane to the general public; twelve talks by the Medical Officer of Health; four by the Assistant Medical Officer for Maternity and Child Welfare and three by the Chief Sanitary Inspector to various local organisations. The Assistant Medical Officer gave short talks on nutrition and the hygiene of infancy and pregnancy each week to the mothers attending the Infant Welfare Centres.

Two thousand copies of "Better Health" are distributed monthly.

## Section 3.

### Sanitary Circumstances of the Area.

#### **Water Supply.**

The water supply comes from the moorlands in the basin of the River Brun, and is constant and of good quality.

The drainage areas from which the reservoirs are filled cover 3,225 acres, and are all situated at the eastern side of the borough. They are exclusively owned by the Corporation, and are free from human habitation or cultivated land of any kind. The water flows from these slopes into various rivers and streams and then into the storage reservoirs, and is subjected to chemical treatment and filtration prior to being sent forward for general use in the town. Twenty-two Bell's Mechanical Filters are used for this purpose, and a very high state of efficiency is always maintained. Part of the supply is, however, so pure and wholesome that filtration is unnecessary, and there are also several springs, artesian wells, and boreholes, which yield water of an excellent character.

There are six reservoirs with a holding capacity of 742,000,000 gallons. One of the reservoirs is for compensation purposes and holds 22,000,000 gallons. All the reservoirs are within a distance of four miles from the centre of the town. When all the reservoirs are overflowing a total of no less than 175 days' supply is in store. The consumption of water during the year 1932 was 902,494,241 gallons. About 18 gallons per head of population has been supplied for domestic consumption and  $4\frac{1}{2}$  gallons per head per day for trade purposes. The "Cant Clough" supply is analysed periodically for plumbo-solvency by the Borough Analyst.

With the exception of about seven farms and a few houses on the outskirts, all houses are provided with water from the town's mains.

The following are recent chemical and bacteriological analyses taken from taps in the town:—



## ANALYSES OF SAMPLES OF TAP WATER.

## Heckenhurst Reservoir Supply.

## CHEMICAL ANALYSIS.

						Parts per 100,000.
Free Ammonia	...	...	...	...	...	0.0020
Albuminoid Ammonia	...	...	...	...	...	0.0052
Nitric Nitrogen	...	...	...	...	...	0.021
Oxygen Absorption (4 hours)	...	...	...	...	...	0.031
Chlorides (as Chlorine)	...	...	...	...	...	1.2
Total Solids	...	...	...	...	...	10.4
Temporary Hardness	...	...	...	...	...	1.8
Permanent Hardness	...	...	...	...	...	3.9
Reaction	...	...	...	...	...	Slightly Alkaline
Lead Present	...	...	...	...	...	Nil.
Lead Present after 24 hours' contact	...	...	...	...	...	Nil.

Chemically this sample is fit for drinking and domestic purposes.

## BACTERIOLOGICAL ANALYSIS.

Colonies growing on agar at 37°C. in 48 hours=average 14 per c.c.

B. Coli grew in 50 c.c., not in less volumes.

No Streptococci grew in 100 c.c., or in less volumes.

No anærobic spore-bearing organisms grew in 100 c.c.

## Swinden Reservoir Supply.

## CHEMICAL ANALYSIS.

						Parts per 100,000.
Free Ammonia	...	...	...	...	...	0.0022
Albuminoid Ammonia	...	...	...	...	...	0.0068
Nitric Nitrogen	...	...	...	...	...	0.024
Oxygen Absorption (4 hours)	...	...	...	...	...	0.052
Chlorides (as Chlorine)	...	...	...	...	...	1.4
Total Solids	...	...	...	...	...	8.8
Temporary Hardness	...	...	...	...	...	1.5
Permanent Hardness	...	...	...	...	...	3.6
Reaction	...	...	...	...	...	Neutral
Lead Present	...	...	...	...	...	Nil.
Lead present after 24 hours' contact	...	...	...	...	...	Nil.

Chemically this sample is fit for drinking and domestic purposes.

**BACTERIOLOGICAL ANALYSIS.**

Colonies growing on agar at 37°C. in 48 hours=Average 1764 per c.c.

B. Coli grew in 10 c.c. and upwards.

No Streptococci grew in 100 c.c. or less volumes.

No anærobic spore-bearing organisms grew in 100 c.c.

This sample of water for bacteriological analysis was taken from a tap near the dead-end of a water main.

Another sample taken from the same source a few days later gave the following analysis:—

Colonies growing on agar at 37°C. in 48 hours=Average 1 per c.c.

No B. Coli grew in 100 c.c. or less volumes.

No Streptococci grew in 100 c.c. or less volumes.

No anærobic spore-bearing organisms grew in 100 c.c.

**Rainfall.**

The rainfall at Swinden gathering grounds was: Surface 44·05 inches, House Top 43·76 inches; at Cant. Clough gathering grounds: North 40·76 inches, South 40·13 inches. At the Climatological Station, Queen's Park, the amount of rain recorded was 42·74 inches.

**Rivers and Streams.**

The water from the rivers as they run through the town is not used for domestic purposes.

No legal action has been taken by the Local Authority (the Ribble Joint Committee) in connection with rivers in Burnley.

**Drainage and Sewerage.**

Extensive reconstruction of the Sewage Works, which has been in progress for a considerable time, was completed early in 1933. A larger outfall sewer, about 1½ miles long, has been constructed. New screens, new detritus tanks, dredger and improved sedimentation tanks have been installed at the Duckpits Sewage Works. Storm water tanks have also been provided.

At the Wood End Works new surface æration plant has been constructed for the treatment of the tank effluent.

At present the sludge is disposed of partly by pressing and partly on lagoons.

The drains and sewers are both sufficient and efficient. Certain areas of the town have a surface drainage system with storm overflows to allow of storm water from this system passing direct to the river.



The following are the average figures for 1932 for the albuminoid ammonia and oxygen absorption for the final effluents from the Corporation Sewage Works at Wood End and Altham.

				WOOD END.		ALTHAM.	
				Double Contact.		Aeration and	
				Single Contact and		Single Contact.	
				Land Filtration.			
Albuminoid Ammonia	...	...	...	0.138	...	0.092	
Oxygen Absorption	...	...	...	2.782	...	1.782	

The above results are expressed in parts per 100,000.

Owing to contructional alterations at Wood End, the land areas have had to be used to treat part of the effluent. This has resulted in some deterioration of the average quality of the final effluent.

The Ribble Joint Committee's standard for albuminoid ammonia is:—  
To 0.100 the effluent is good ; from 0.100 to 0.150 it is fair ; from 0.150 to 0.200 it is poor ; and above 0.200 the effluent is bad.

#### Closet Accommodation.

The following gives the number of each type of convenience at the end of 1932, compared with the previous year.

				Dec.,		Dec.,
				1932		1931
Clean Water Closets	...	...	...	12,727	...	12,558
Waste Water Closets	...	...	...	18,285	...	18,293
Latrines (451) with Closets	...	...	...	1,994	...	2,010
Wall, Earthenware and Pail Privies	...	...	...	212	...	213

Most of the privy closets are on the outskirts of the town where no sewer is available.

#### Lavatory and Urinal Accommodation.

There is, in the centre of the town, a public convenience and lavatory for each sex. There are three other conveniences for women and two for men and 35 public urinals. Sanitary conveniences are also provided for each sex at the various parks, the Cemetery, and the Tramways Shelter, Manchester Road Terminus.

#### Public Cleansing.

COLLECTION OF REFUSE.—The method of collecting dry house refuse provides for a weekly collection from dust bins and a collection from ashpits



once in five weeks. The refuse is loaded into covered vehicles with a capacity of seven cubic yards.

The pail closets are emptied every week, the method being to carry the pail from the premises and empty the contents direct into a horse-drawn vehicle, replacing the empty pail immediately. In emptying tanks the excreta is scooped into a bucket and deposited in the collecting vehicle. Tanks are emptied once every three weeks. The amount of this work in Burnley is so small that expenditure on the purchase of a mechanical cesspool emptying equipment would not be justified and moreover the majority of the tanks are inaccessible to a vehicle of this description.

**DISPOSAL OF REFUSE.**—During the year 70·6% of the town's dry house refuse has been disposed of by separation and incineration, whilst the remaining 29·4% has been tipped in layers and covered with fine dust extracted by means of the refuse screening plant.

Approximately six loads of excreta are collected from pails, etc., weekly and disposed of either by spreading on rough pasture land away from main roads and property, or by placing in holes dug in rough tips and lined with ashes.

The Cleansing Department, which is responsible for this work, supply the following figures relating to the amount of refuse dealt with during the year ended 31st March, 1933.

Total amount of refuse destroyed	...	...	15,742 tons 12 cwts.
" " deposited at tips	...	...	6,404 tons.
Clinker removed from Destructor	...	...	2,837 tons 5 cwts.
Fine ash and dust separated and tipped	...	...	6,880 tons 6 cwts.
Total amount of refuse collected during the			
year	...	...	22,146 tons 12 cwts.

#### **General Sanitary Inspection.**

This work is carried out by six Assistant Sanitary Inspectors under the direction and control of the Chief Inspector. One Assistant is employed solely on housing, and one on the investigation of cases of Infectious Diseases and the supervision of disinfection, etc. There are four District Inspectors who are each responsible for one of the districts into which the town is divided.

During the year 3,006 complaints were received and investigated. Investigation showed that most of these were justified, though in some cases no nuisance was found to exist.

The following summary gives a classified list of the visits paid by the Inspectors during the year, compared with the figures for the preceding year.



	1932	1931
	No.	No.
Visits to Factories.....	167	153
„ Workshops and Workplaces .....	448	433
„ Bakeries .....	1048	975
„ Chip, Fish and Tripe Shops.....	357	348
„ Ice-cream Shops .....	117	246
„ Milk and Grocers' Shops .....	210	130
„ Fruiterers' and Fishmongers' Premises .....	169	60
„ Butchers, Bloodboilers and Food Preparers ...	86	61
„ Milliners and Dressmakers .....	27	37
„ Other Dress Trades .....	28	10
„ Hairdressers and Barbers .....	29	4
„ Marine Stores and Offensive Trades .....	236	120
„ Stables and Manure Pits .....	2952	2646
„ Premises where Animals are kept .....	352	253
„ Lodging Houses, Registered .....	122	130
„ Lodging Houses, Unregistered .....	13	39
„ Vans, Tents, etc. ....	94	110
„ Canal Boats .....	38	24
„ Back-to-Back and Single Dwellings .....	1956	1966
„ Furnished Rooms .....	575	711
„ Other Dwellings .....	13361	11583
„ Reported Overcrowded Dwellings .....	11	22
„ Reported Dirty Dwellings .....	151	54
„ New Property re Closets, etc. ....	95	48
„ Old Property re Alterations .....	430	389
„ Premises where Nuisances exist .....	14546	12294
Drains Tested .....	429	521
Legal Notices Served .....	611	533
No. of Preliminary Notices sent out to abate Nuisance..	3119	2729
No. of Defects reported to Borough Surveyor .....	191	199
No. of Defects reported to Cleansing Department .....	474	446
No. of Defects reported to Highways Department .....	876	924
Smoke Observations taken .....	280	—
Visits to Boiler Houses .....	24	4
Interviews with Owners, Agents, etc., re Property .....	2927	2677
Visits to School Premises .....	434	345

There were 5,428 defects found and dealt with as compared with 4,678 in the previous year. In connection with these, 3,119 informal notices were sent to occupiers and owners, and in others verbal notices were given. In most cases these were sufficient to secure the necessary work being carried



out. It was found necessary to report to the Health Committee and secure authority to serve Statutory Notices with regard to 755 defects, and 611 legal notices were served. All defects brought forward from the previous year were followed up and remedied. At the close of the year there were 541 defects of various kinds on the books of the Department.

The following are the particulars of the Statutory Notices served:—

#### Legal Notices served during the Year.

Public Health Act, 1875, Sections 91-94. There were 445 served relating to:—

Defective Water Closets, Tippers, etc. ....	124
„ Drains, etc. ....	50
„ Yard Flags ....	59
„ Troughs, Spouts, etc. ....	90
Damp House Walls, Defective Roofs, etc. ....	124
Dust Bins and Ashpits.....	32
Refuse.....	10
Dirty Houses ....	2
Dirty Workshop ....	2
Defective Sinks ....	12
Others ....	84

The number of defects for which notices have been served was 589, but in some cases more than one defect was put on one notice.

Burnley Corporation Act, 1908, Section 85.

„ „ 1921, „ 50.

„ „ 1925, „ 67.

Notices served relating to Ashbins ..... 81

Towns Improvement Clauses Act, 1847, Section 74 ; Public Health Act, 1875, Section 160, relating to:—

Defective eaves troughs, rain pipes, etc.—Notices served, 70.

Public Health Act, 1875, Sections 91 to 94.

Notices relating to Black Smoke ..... Nil.

Burnley Borough Improvement Act, 1883, Section 42.

Relating to Water Supply ..... 2

Burnley Corporation Act, 1925, Section 53.

Notices relating to blocked drains ..... 13

#### SMOKE ABATEMENT.

During the year 280 observations of 30 minutes' duration were taken on 95 chimneys. No black smoke was emitted on 225 of these ; of the remainder



black smoke in excess of the five minutes fixed by the Committee as the amount above which action should be taken, was emitted on 13 occasions ; the other black smoke emissions were:—

Amount.	Occasions.	Amount.	Occasions.
$\frac{1}{2}$ min. ...	8	3 mins. ...	5
1 „ ...	7	$3\frac{1}{2}$ „ ...	1
$1\frac{1}{2}$ „ ...	7	4 „ ...	3
2 „ ...	5	$4\frac{1}{2}$ „ ...	1
$2\frac{1}{2}$ „ ...	5		

The result of each observation has been communicated to the firm concerned.

25 letters have been sent out. No legal notices have been served. 26 visits were paid to boiler houses.

#### SUMMARY OF OBSERVATIONS.

No. of Chimneys observed.	No. of observations taken.	Average per Chimney.
95 ...	280 ..	2.95

#### RESULTS OF OBSERVATIONS.

	Black.	Moderate.	Light or None.
Total smoke in minutes .....	178 ...	737 ...	7485
Average smoke in minutes ...	0.636 ...	2.632 ...	26.732

### PREMISES AND OCCUPATIONS CONTROLLED BY BYE-LAWS OR REGULATIONS.

#### Common Lodging Houses.

The registration and supervision of the Common Lodging Houses are under the direction of the Health Committee. Bye-Laws affecting these places received the sanction of the Local Government Board in 1907.

These are:—

- (1) For fixing and from time to time varying the number of lodgers who may be received into a common lodging house, and for the separation of the sexes therein ; and
- (2) For the giving of notices and the taking of precautions in case of any infectious disease ; and
- (3) Generally for the well-ordering of such houses.

## List of Common Lodging Houses at the end of the year.

	Accommodation.	Males.	Females.
Kay Street .....	215	215	—
Barracks Road .....	120	120	—
Calder Street (S.A. Hostel) .....	76	76	—

The Lodging Houses have been periodically visited.

Number of visits ..... 122      Defects found ..... 13

These defects were:—

Not Limewashed ..... 2      Other Defects ..... 3  
W.C. Defects ..... 8

In addition to these Common Lodging Houses there are a number of others to which 13 visits have been paid. Generally speaking, these houses are not satisfactory on account of the class of people who live in them, the want of supervision, and the construction of the buildings. Four of these places have been Public Houses, the majority being at the time they were licensed of the lowest class.

The Local Act of 1921 gave the Local Sanitary Authority power to grant yearly licences for keeping of Common Lodging Houses. During the year the three licences were renewed. The three lodging houses are buildings which were originally built for other purposes.

#### Houses Let in Lodgings.

There are 45 houses in Burnley registered as Houses Let in Lodgings, being an increase of two on the number for the previous year.

Bye-Laws have been made, and provide:—

- (1) For fixing and from time to time varying the number of persons who may occupy a house or part of a house which is let in lodgings or occupied by members of more than one family, and for the separation of the sexes in a house so let or occupied.
- (2) For the registration of houses so let or occupied.
- (3) For the inspection of such houses.
- (4) For enforcing drainage and for the provision of privy accommodation for such houses, and for promoting cleanliness and ventilation in such houses.
- (5) For cleansing and limewashing at stated times of the premises, and for the paving of the courts and courtyards thereof.
- (6) For the giving of notices and the taking of precautions in case of any infectious disease.



The 45 houses mentioned are divided into 176 separate tenements, which are for the most part let furnished. These tenements have the following accommodation:—

One-roomed .....	156
Two-roomed .....	18
Three-roomed .....	2
	—
	176
	—

In the summary of work done by the Sanitary Inspectors it will be seen that 575 visits have been paid to the furnished rooms during the year. Regular inspection is necessary to ensure that the tenants keep the rooms clean. 20 verbal and 18 letter notices were given, and 6 legal notices were served.

Total visits to 176 Houses Let in Lodgings .....	575
Total defects found .....	56
Defects brought forward from 1931 .....	11
Total defects remedied.....	62

The 56 defects found were as follows:—

Dirty Floors, Walls, etc. ....	3
Limewashing overdue .....	24
Defective W.C.'s .....	8
Defective drains .....	3
Defective bins .....	2
Sundry Defects .....	16
	—
	56
	—

#### OCCUPANTS.

On making an informal census at the end of the year, it was estimated that 393 persons occupied the furnished rooms. This represents 2·23 persons per tenement and 1·99 persons per room.

Adults:— Males.....	129
Females .....	147
Infants under 1 .....	7
Children 1 to 12 .....	110
	—
	393
	—

In the above list every person over 12 is counted as an adult in accordance with the Bye-Law 7, which states that:—

“ No lodger shall suffer any person above the age of 12 to occupy as a sleeping apartment any room let to such lodger if the room is occupied by more than one person above that age and of the opposite sex.”

### OFFENSIVE TRADES.

The Offensive Trades, as laid down in Section 112 of the Public Health Act of 1875, are:—

Blood Boiler.	Fellmonger.	Tallow Melter.
Bone Boiler.	Soap Boiler.	Tripe Boiler.

In addition to these trades, which require the permission of the Local Authority before they can be practised, the Burnley Act of 1871 requires that Marine Store Dealers shall possess a licence from the Local Authority to carry on their business.

In 1911 the following Offensive Trades (in accordance with Section 51 of the Public Health Act Amendment Act, 1907) were added to the above list:—

Gut Scraper.	Tanner.	Fish Fryer.
--------------	---------	-------------

and Manufacturers of Manure from Fish Offal, Blood or other putrescible animal matter.

There are no Bye-Laws relating to Offensive Trades.

The following is a list of the Offensive Trades carried on in Burnley:—

Marine Stores .....	5
Tripe Boilers .....	3
Fat Melters .....	3
Gut Scrapers .....	2
Bone Boiler .....	1
Fellmonger .....	1
Tanner .....	1
Knacker .....	1
Fish Fryers .....	139
	—
	156
	—

593 visits of inspection were made to premises where Offensive Trades are carried on.



General supervision is maintained over the premises where Offensive Trades are carried on, with the result that generally very little nuisance arises in the neighbourhood of these premises. No statutory notices were served during 1932, but in some instances verbal reminders were given and 12 informal notices were sent.

#### **Rag Flock Acts, 1911 and 1928.**

No action has had to be taken under these Acts.

#### **Stable Middens.**

There are 169 stable middens in Burnley (4 less than in the previous year) and nearly the whole of these are emptied at least once a week.

2,952 visits were paid to manure pits by the Inspectors, 19 preliminary notices were sent, and 26 verbal notices were given, referring to 43 defects, principally accumulations of manure, dirty yards and drains. In most cases the nuisance was at once abated; in 3 cases it was necessary to serve legal notices. The manure pits were sprayed on 3,740 occasions with the object of destroying the larvæ of flies.

### **INSPECTION OF FACTORIES AND WORKSHOPS.**

Under the Factories and Workshops Acts, 1901 and 1907, it is the duty of the Local Sanitary Authority to enforce the sanitary provisions relating to these places.

Number of factories and workshops on register at end of year:—

Factories .....	319
Bakehouses .....	294
Milliners and Dressmakers .....	175
Woodworkers.....	46
Tailors, Shoemakers and Cloggers .....	140
Metal Workers .....	58
Sundries .....	122
<hr/>	
Total .....	1,154
<hr/>	

The number of factories and workshops registered varies during the year as the figures relating to workshops and bakehouses are constantly changing, especially the class of workshop which includes dressmakers. The number of bakehouses is also constantly changing, for a bakehouse must be registered

if it is a place "in which are baked bread, biscuits or confectionery from the baking or selling of which a profit is derived." This definition includes in Burnley a great number of small grocers' and confectioners' shops.

**Factory Inspection :—**

Number of Inspections .....	167
Defects found .....	31
Legal Notices served .....	—
Informal Notices sent .....	15
Verbal Notices .....	12

**List of Defects :—**

Water Closets and Urinal Defects .....	6
Defective Drains .....	7
Troughs and Spouts .....	13
Others .....	5
	—
Total .....	31
	—

**Workshops (other than Bakehouses) :**

Inspections.....	503
Legal Notices served .....	4
Informal Notices sent .....	27
Verbal Notices given .....	44

**Defects Found :—**

Defective Water Closets .....	22
Dirty Workshops .....	6
Defective Drains .....	16
Defective Eaves and Spouts .....	15
Defective Ashpits and Bins.....	6
Insufficient Ventilation .....	3
Other Defects .....	9
	—

Total ..... 77

—



The following is a copy of a return required by the Home Office:—

**Annual Report of the Medical Officer of Health for the year 1932, for the County Borough of Burnley.**

**On the administration of the Factory and Workshop Act, 1901, in connection with Factories, Workshops and Workplaces.**

I.—Inspection of Factories, Workshops and Workplaces, including Inspections made by Sanitary Inspectors or Inspectors of Nuisances.

Premises. (1)	Number of		
	Inspections (2)	Written Notices (3)	Occupiers prosecuted (4)
<b>Factories</b> .....	167	15	—
(Including Factory Laundries)			
<b>Workshops</b> .....	1,551	58	—
(Including Workshop Laundries)			
<b>Workplaces</b> .....	—	—	—
(Other than Outworkers' premises)			
<b>Total</b> .....	1,718	73	—

2.—Defects found in Factories, Workshops and Workplaces.

Particulars. (1)	Number of Defects.			Number of offences in respect to which Prosecutions were instituted. (5)
	Found. (2)	Remedied. (3)	Referred to H.M. Inspector. (4)	
<b>Nuisances under the Public Health Acts:—*</b>				
Want of cleanliness .....	10	10	—	—
Want of ventilation .....	6	6	—	—
Overcrowding .....	—	—	—	—
Want of drainage of floors .....	—	—	—	—
Other nuisances .....	125	123	—	—
Sanitary accommodation { insufficient .....	—	—	—	—
unsuitable or				
defective .....	40	40	—	—
not separate				
for sexes .....	—	—	—	—
<b>Offences under the Factory and Workshops Acts:—</b>				
Illegal occupation of underground bakehouse (s. 101) .....	1	1	—	—
Other offences .....	106	103	—	—
(Excluding offences relating to outwork and offences under the Sections mentioned in the Schedule to the Ministry of Health (Factories and Workshops Transfer of Powers) Order, 1921)				
<b>Total</b> .....	288	283	—	—

\*Including those specified in Sections 2, 3, 7 and 8 of the Factory and Workshop Act 1901, as remediable under the Public Health Acts.

### FACTORIES AND WORKSHOPS.

Particulars of matters referred by the Factory Inspector and action taken by the Health Department.

Defects referred by Factory Inspector.	Action taken by Health Department.
(a) <b>Factories.</b>	
Six.	
1. Defective closets ... ..	Remedied by informal action.
2. do. ... ..	do.
3. do. ... ..	do.
4. do. ... ..	do.
5. Insufficient closets ... ..	do.
6. W.C.'s not kept in cleanly state ...	do.
(b) <b>Workshops.</b>	
Four.	
1. Walls and ceilings dirty, and stove for heating irons not ventilated ...	do.
2. Accumulation of rubbish ... ..	do.
3. Limewashing of bakehouse overdue ...	do.
4. do. ... ..	do.

### CANAL BOATS ACTS, 1877 and 1884.

#### Report of the Burnley Urban Sanitary (Registration) Authority on the Administration of the Canal Boats Acts during the year 1932.

The Inspector under the Acts is Mr. Richard Jump, the Sanitary Inspector, whose office is at 27, St. James's Street, Burnley, and whose salary is inclusive and unapportioned.

The number of boats inspected during the year was 38, against 24 in 1931.

Two boats did not conform in all respects with the Acts and Regulations. In one case rain entered the cabin, and in the other painting was required. Letters were sent in these cases, and have been attended to.

In almost all cases the boats are occupied by men for a few nights on journeys and who have homes elsewhere, few women and only one child of school age being present on the boats inspected.



No boats have been added to or removed from the Register during the year. The number now on the Register is 25.

No cases of Infectious Disease have occurred on the boats, and no boats have been detained for cleansing or disinfection.

The Inspector wishes to again acknowledge the courtesy he has always received when inspecting the boats, and the readiness with which information has been supplied.

The Statistical Statement is appended.

### Canal Boats Acts, 1877 and 1884.

#### STATISTICAL STATEMENT to the (1932) Annual Report of the Burnley Sanitary (Registration) Authority.

Have you Hospital Accommodation for any case of Infectious Disease met with on a Canal Boat in your Sanitary District? Yes.

The Inspector's remuneration is inclusive	...	...	...	...	
Number of Boats added to Register in 1932	...	...	...	...	0
Number re-registered owing to structural alterations	...	...	...	...	0
Number re-registered owing to other reasons	...	...	...	...	0
					—
Total number registered to 31st December, 1932	...	...	...	...	147
Total number of registrations cancelled	...	...	...	...	122
					—
Actual number of Boats on Register at 31st December, 1932	...	...	...	...	25
Number of Boats inspected in 1932	...	...	...	...	38
Number of Boats conforming to the Acts and Regulations	...	...	...	...	36
Number of Boats infringing the Acts and Regulations	...	...	...	...	2
Total number for which the cabins were registered	...	...	...	...	186
Total number occupying cabins	...	...	...	...	88
					—
Details of occupation: Male adults	...	...	...	...	75
Female adults	...	...	...	...	12
Children of school age	...	...	...	...	1
Children under school age	...	...	...	...	—
					—
Total				...	88
					—

Number of Cases met with.	Details showing numbers infringing in respect to:—	Number of Cases remedied.
.....	Registration ... ..	.....
.....	Notification of change of Master ... ..	.....
.....	Absence of Certificate ... ..	.....
.....	Certificate not identifying Owner with boat ... ..	.....
.....	Marking ... ..	.....
.....	Overcrowding ... ..	.....
.....	Partition (Reg. 8.b.11) ... ..	.....
.....	Females over 12 improperly occupying ... ..	.....
.....	Cleanliness ... ..	.....
1	Painting ... ..	1
.....	Ventilation ... ..	.....
1	Dilapidation ... ..	1
.....	Removal of Bilge Water ... ..	.....
.....	Without Pump ... ..	.....
.....	Refusal of admittance of Inspector ... ..	.....
.....	No proper water vessel ... ..	.....
.....	Without requisite double bulkheads ... ..	.....
.....	Non-notification of Infectious Disease ... ..	.....
.....	Number of Boats detained for Cleansing (Not for I/D) ... ..	.....
2		2
Number of Legal Proceedings taken ... ..		—
Number of Printed Notice Forms issued ... ..		2
Number of Notices attended to ... ..		2
Number still corresponding about ... ..		—

### General Inspection of Working Class Dwellings.

1,956 visits have been paid to back-to-back and single houses, 575 to furnished rooms, and 13,361 to other dwellings. 10 were suspected of being overcrowded, and 1 was found to be actually in that state when visited. No legal notices were served.

### Dirty Houses.

69 were suspected of being dirty, and 30 were found to be so on inspection. In two cases it was found necessary to serve legal notices to get the nuisance remedied.



### Sanitary Accommodation.

There are 12,727 clean water closets, 18,285 waste water closets, 451 latrines, and 212 privies. The privies are mostly in outlying cottages and farm houses. Approximately 25,093 houses have their own sanitary conveniences, and 2,290 join with others.

Although there are comparatively few privies, there is a very great sanitary drawback in the 18,285 waste water closets. These are very unsatisfactory, the uncleanness of the pans, the dirty water used for flushing, the accumulation of slime in and about the tipper, and the frequency of blockages causing serious nuisance. The smell from them is offensive at all times.

### Ashpits.

The number of ashpits in use at the end of the year was 7,787, and the number of bins 20,041.

There has been a gradual substitution of ashbins for ashpits during recent years. The number of bins in use for previous years is here given.

1919	1920	1921	1922	1923	1924	1925
9,628	9,853	10,615	11,352	11,794	12,146	12,629
1926	1927	1928	1929	1930	1931	1932
13,157	14,453	15,178	17,025	18,067	19,014	20,041

Section 67(a) of the Burnley Corporation Act, 1925, states as follows:—

Provided that:—

“ In any case where the Corporation require a galvanised iron dustbin to be provided in lieu of any ashpit or ashtub in use at the passing of this Act, they shall, except in any case in which the medical officer or the sanitary inspector shall have certified that owing to wilful neglect on the part of the owner after due notice to keep the same in proper repair, any such ashpit or ashtub is in such a state as to create a nuisance or be injurious to health, bear and pay such sum towards the expenses of providing such galvanised iron dustbin (being not less than one half thereof), as they may consider just and proper according to the circumstances and the remainder of such expenses shall be borne by the owner.”

Under this section it is hoped to abolish gradually all the insanitary ashpits in the Borough.

### Inspection of Bakeries.

The majority of the defects found in bake-houses are those which infringe the Factory and Workshop Act, 1901, by failing to renew lime-washing once at least in every six months. Many occupiers omit to lime-wash their bake-houses until reminded by the Sanitary Inspectors.



The condition of the bake-houses is satisfactory on the whole and a high standard of cleanliness is maintained. Only four bake-houses were found to be unsatisfactory in this respect. Baking in a cellar was commenced in one instance. The occupier ceased using the cellar for this purpose when he was informed that the Factory and Workshop Act, 1901, was being contravened.

#### DETAILS OF INSPECTION AND DEFECTS FOUND.

Number on Register .....	294
Number of Inspections made .....	1048
Verbal Notices .....	143
Informal (written) Notices .....	22
Legal Notices.....	5
Defects:—	
Required Lime-Washing .....	107
Defective Water Closets .....	12
„    Drains .....	15
„    Ashpits and Ashbins .....	18
„    Spouts and Eaves .....	3
Dirty State .....	1
Baking in Cellar .....	1
Insufficient Ventilation .....	3
Other Defects .....	27
<hr/>	
Total .....	190
<hr/>	

#### Fish and Chip Shops.

In 1911, the business of fish frying was declared to be an offensive trade in Burnley. During 1932, the Sanitary Inspectors made 357 visits of inspection to the 139 premises licensed for fish frying. The general structural condition of these fish and chip shops is good, and the standard of cleanliness maintained has been satisfactory. Of the 59 defects found during the year, 7 were drainage and 9 water closet defects; 5 had reference to the cleanliness of the premises and the remainder were structural defects.

#### Ice Cream Shops.

Registration of ice cream shops is not compulsory in Burnley. The Burnley Corporation Act, 1908, lays down certain conditions which must be adhered to in the manufacture and sale of ice cream, but in the absence of compulsory registration it is frequently difficult to ascertain where ice cream is being manufactured and so the conditions of manufacture are difficult of



enforcement. The business of ice cream manufacture is naturally to some extent seasonal and many only run the business for a few weeks at a time. It is impossible, therefore, to state with any accuracy the number of ice cream manufacturers. During 1932, 117 visits of inspection were made to premises where it was known or ascertained that ice cream was being made or sold. The premises where the ice cream was being manufactured and stored were clean, but in 10 instances structural defects were found.

I would again stress the desirability of having compulsory registration of premises where ice cream is manufactured and sold, and a legal definition and standard.

#### **RATS AND MICE (DESTRUCTION) ACT, 1919.**

The Sanitary Inspectors, in the routine visits to premises, make enquiries as to the presence of rats or mice, and, where necessary, offer suggestions.

Frequent visits have been paid by the Officer appointed under the Act to Piggeries, Poultry Runs, Allotments, Refuse Tips, etc., with reference to the prevalence of rats.

186 applications were received by the Public Health Department for advice and assistance in clearing premises of rats, and 282 boxes of suitable rat poisons have been issued. The Officer paid 39 visits to places concerning which complaints had been received. No notices were served.

#### **Sanitary Condition of Schools.**

All the schools in the town are supplied with water from the town's mains.

A report on the sanitary condition of the schools, with particular reference to the closet accommodation, is given in my Annual Report for 1932 as School Medical Officer. The Sanitary Inspectors made 434 visits to schools, mainly to inspect the sanitary conveniences.

It has not been necessary to close any school in the borough on account of infectious disease during 1932.

## Section 4.

### Housing.

The houses in the Borough are for the most part substantially built. Except for houses in the residential districts and houses built within the last thirty years, houses are generally in terrace formation. Most of the pre-war houses are stone built.

Of the 27,383 houses in the Borough, 2,015 are back-to-back, 120 are one-roomed houses and 7 are "Vans and Sheds." There are 19 rooms used as sleeping places, the surface of the floor of which is below the surface of the street adjoining, but only nine have the floor surface more than three feet below the street.

#### Houses Inspected and Recorded.

Up to the end of 1931, there were 13,679 houses inspected and recorded under the Housing Consolidated Regulations, 1925. During 1932 a further 454 houses were recorded, making a total of 14,133 up to the end of 1932. During 1932, 694 houses previously inspected and recorded were re-inspected.

The Housing Inspector made 1,432 re-visits in connection with defects found in the houses inspected.

#### General Action taken as regards Unfit Houses.

Houses rendered fit by informal action and notices under Section 94 of the Public Health Act, 1875—361. Houses rendered fit by informal action and notices under Section 17 (1) of the Housing Act, 1930—267.

#### Clearance Areas.

In 1932, three areas in the Borough were represented as Clearance Areas, as follows:—

##### No. 1. Hill Top Area. Comprising:—

Through Houses	.....	...	...	...	12
Single Houses	...	...	...	...	8
Back-to-back Houses	...	...	...	...	46
					—
					66
					—



**No. 2. Area.** Comprising:—

Back-to-back Houses ... ..	41
Through Houses ... ..	9
Single Houses ... ..	8
Single-roomed Houses ... ..	6
Cellar Dwelling ... ..	1
	—
	65
	—

**No. 3. Area.** Comprising:—

Back-to-back Houses ... ..	123
Single Houses ... ..	13
Through Houses ... ..	39
Single-roomed Houses ... ..	17
	—
	192
	—

No decision has so far been arrived at in respect of Areas No. 2 and 3. Hill Top Area, on the suggestion of the Ministry of Health, was considered as two separate Clearance Areas, as follows:—

**Hill Top Area No. 1.** Comprising:—

Houses and Cellars ...	13 to 23 (odd)	...	Engine Street.
Houses ... ..	7 and 8 to 16 (even)	...	Engine Street.
	19 and 20 ... ..	...	Engine Street.
Lodging-House ...	18, Engine Street.		

**Hill Top Area No. 3.** Comprising:—

Houses ...	2 to 18 (even), 7 and 7a, Hill Top Street.
	1 to 10, and 12, Hill Top Passage.
	1 to 7 (odd), Scar Place.
	1 to 4, 6, and 8, Scar Court.
	1 to 4, Hill Top Court.
	2 to 12, 14, 20, 22 and 24, Maltkiln Street.
Shop and Workrooms ...	19, Church Street.
House and Shop ... ..	9, Hill Top Street.
	1, Maltkiln Street.

Orders in respect of the above two Areas were made in March, 1933, and submitted to the Minister of Health. An Inquiry is being held in May, 1933.

The population in these two areas on 5th December, 1932, was 300, and the acreage 1.049 acres. The density of houses is 63 to the acre. All the properties in these two areas present such serious general defects that, from the practical public health point of view, the areas are definitely detrimental to the health of the inhabitants. The courts and passages are old and the houses unplanned, arranged in narrow close formation and the paving of the yards in many instances is in a disgraceful condition of repair. Ill-ventilation and deficiency of facilities for ventilation, deficient lighting, dampness, entire lack of proper provision for storage of food, etc., in addition to general dilapidation, make the houses in these areas entirely unsuitable for human habitation. One of the worst features of the areas is the distance of the sanitary conveniences from the houses. The conveniences are mostly of the latrine or trough closet type and in some instances are 40 to 50 yards from the houses.

The infant mortality, total death rate, incidence of infectious disease and death rate from notifiable infectious diseases in these areas during the last decade are much in excess of the corresponding rates for the whole of the town.

#### **Housing Conditions in the Borough.**

Of the 2,135 back-to-back and single dwelling houses in the town, 1,795 must, by reason of their situation and sanitary arrangements, be regarded as unsatisfactory dwellings. In addition there are 306 through houses which come into the same category. In my opinion, only 456 back-to-back and single houses are capable of improvement by converting them into through dwellings with suitable amenities; this would involve a reduction of 200 in the number of dwellings. Amongst the single houses there are 63 single-room dwellings situated beneath others, which I consider can only be dealt with by closing.



## HOUSING STATISTICS.

YEAR ENDED 31st DECEMBER, 1932.

## NUMBER OF NEW HOUSES ERECTED DURING THE YEAR.

(a)	Total Number (including B.)	...	...	...	...	...	...	92
	(1) By Corporation	...	...	...	...	...	...	—
	(2) By private enterprise	...	...	...	...	...	...	92
(b)	With State assistance under Housing Acts:—							
	(1) By the Local Authority—							
	(a) Under 1924 Act	...	...	...	...	...	...	—

## 1. UNFIT DWELLING-HOUSES.

## (I.) INSPECTION:—

(1)	(a)	Total number of dwelling-houses inspected for housing defects (under Public Health or Housing Acts)	...	...	...	...	...	1,665
		Number of Inspections made for the purpose	...	...	...	...	...	3,952
(2)	(a)	Number of dwelling-houses (included under sub-head (1) above) which were inspected and recorded under the Housing Consolidated Regulations, 1925	...	...	...	...	...	1,148
	(b)	Number of Inspections made for the purpose	...	...	...	...	...	2,580
(3)		Number of dwelling-houses found to be in a state so dangerous or injurious to health as to be unfit for human habitation	...	...	...	...	...	None
(4)		Number of dwelling-houses (exclusive of those referred to under the preceding sub-head) found not to be in all respects reasonably fit for human habitation	...	...	...	...	...	835

## (II.) REMEDY OF DEFECTS DURING THE YEAR WITHOUT SERVICE OF FORMAL NOTICES:—

	Number of defective dwelling-houses rendered fit in consequence of informal action by the Local Authority or their Officers	...	...	...	...	...	...	534
--	---	-----	-----	-----	-----	-----	-----	-----

## (III.) ACTION UNDER STATUTORY POWERS DURING THE YEAR:—

## A. Proceedings under Section 17, 18 and 23 of the Housing Act, 1930:

(1)	Number of dwelling-houses in respect of which notices were served requiring repairs	...	...	...	...	...	...	56
(2)	Number of dwelling-houses which were rendered fit after service of formal notices:—							
	(a) By owners	...	...	...	...	...	...	60
		(including 22 Notices served in 1931).						
	(b) By Local Authority, in default of owners...	...	...	...	...	...	...	2

## B. Proceedings under Public Health Acts:—

(1)	Number of dwelling-houses in respect of which notices were served requiring defects to be remedied...	36
(2)	Number of dwelling-houses in which defects were remedied after service of formal notices:—	
(a)	By owners ...	32
(b)	By Local Authority in default of owners ...	None

## C. Proceedings under Sections 19 and 21 of the Housing Act, 1930:—

(1)	Number of dwelling-houses in respect of which Demolition Orders were made ...	None
(2)	Number of dwelling-houses demolished in pursuance of Demolition Orders ...	None

## D. Proceedings under Section 20 of the Housing Act, 1930:—

(1)	Number of separate tenements or under-ground rooms in respect of which Closing Orders were made ...	None
(2)	Number of separate tenements or under-ground rooms in respect of which Closing Orders were determined, the tenement or room having been rendered fit ...	None

## E. Proceedings under Section 3 of the Housing Act, 1925:—

(1)	Number of dwelling-houses in respect of which notices became operative requiring repairs ...	None
(2)	Number of dwelling-houses which were rendered fit after service of formal notices:—	
(a)	By owners ...	None
(b)	By Local Authority in default of owners ...	None
(3)	Number of dwelling-houses in respect of which Closing Orders became operative in pursuance of declarations by owners of intention to close ...	None

## F. Proceedings under Sections 11, 14 and 15 of the Housing Act, 1925:—

(1)	Number of dwelling-houses in respect of which Closing Orders became operative ...	None
(2)	Number of dwelling-houses in respect of which Closing Orders were determined, the dwelling-houses having been rendered fit ...	None
(3)	Number of dwelling-houses in respect of which Demolition Orders became operative ...	None
(4)	Number of dwelling-houses demolished in pursuance of Demolition Orders ...	None



## Section 5.

### Inspection and Supervision of Food.

A whole-time Veterinary Officer is employed on the inspection and supervision of food supplies. His duties include work under the Milk and Dairies Amendment Act, 1922, the Milk and Dairies Order, 1926, the Tuberculosis Order, 1925, the Public Health (Meat) Regulations, 1924, etc. Samples of milk and other foods for bacteriological examination and for analysis under the Food and Drugs (Adulteration) Act, 1928, are obtained by the Sanitary Inspectors.

The standard of purity of the milk purveyed in Burnley, as judged from the result of chemical and bacteriological examination, is generally satisfactory.

Mr. Kenyon, M.R.C.V.S., the Veterinary Officer, submits the following report for 1932:—

#### **MILK SUPPLY.**

##### **Tuberculosis Order, 1925.**

During the year 195 samples of mixed and unmixed milk have been collected from farms within and without the Borough and submitted to bacteriological examination for the presence of Tubercle Bacilli.

The result of the bacteriological examination of these milks shows that 13 of them proved positive, this being equal to a percentage of 6.6.

The procedure in the case of a cow housed within the Borough being suspected of producing milk containing Tubercle Bacilli, is that a sample of milk is collected and the animal isolated from the rest of the herd until the result of such sample is reported upon. With regard to a cow housed outside the Borough, if the examination reveals Tubercle Bacilli, the Medical Officers of Health of the County and the District in which the farm is situated are notified immediately.

The following is a summary of the examinations of mixed and unmixed milks carried out during the year:—

(1) Collected in the town from farms within the Borough:

	No. of Samples.	Positive.	Doubtful.	Negative.	Percentage of Milks containing Tubercle Bacilli.				
Mixed Milk .....	45	...	2	...	—	...	43	...	4.4
Unmixed Milk ...	3	...	3	...	—	...	—	...	100.0

(2) Collected in the town from farms outside the Borough:

								Percentage of Milks containing Tubercle Bacilli.	
		No. of Samples.	Positive.		Doubtful.	Negative.			
Mixed Milk	.....	147	...	8	...	1	...	138	5.4

During the year three cows in milk and one with tuberculous emaciation have been condemned and destroyed under the Tuberculosis Order.

The market value, total compensation paid and salvage after deduction of expenses incurred in and for purpose of salvage are as follows:—

Market Value.	Total Compensation.	Salvage after deducting Exp's.
£47 0s. 0d. ...	£18 15s. 0d. ...	£8 13s. 6d.

The actual amount paid out by the Corporation for compensation was £10 1s. 6d.

#### **Milk and Dairies Amendment Act, 1922.**

During the year 198 persons have been registered as Wholesale and Retail Purveyors of Milk. This brings the total number of persons registered for the sale of milk within the Borough to 764.

The numbers of Wholesale and Retail Purveyors of Milk Licensed during 1932, are as follows:—

Number of persons licensed to Wholesale New Milk within the Borough	11
Number of persons licensed to Retail New Milk within the Borough ...	38
Number of persons licensed to Retail New Milk in sealed bottles only within the Borough ...	4
Number of persons licensed to Retail New and Sterilised Milk in sealed bottles only within the Borough ...	6
Number of persons licensed to Wholesale Sterilised Milk in sealed bottles only within the Borough ...	3
Number of persons licensed to Retail Sterilised Milk in sealed bottles only	136



The total numbers of Wholesale and Retail purveyors licensed to sell New and Sterilised Milk within the Borough are as follows:—

Number of persons licensed to Wholesale and Retail New Milk ... ..	303
Number of persons licensed to Wholesale and Retail Sterilised Milk ...	461
Number of shops licensed to Retail New Milk ... ..	54
Number of shops licensed to Retail Sterilised Milk ... ..	456
Number of licences cancelled ... ..	35

330 visits were made to the above shops, and on most occasions, they were found to be clean, the tenants exercising every care to prevent contamination of the milk.

8 notices have been served for dirty covers and not having the milk and measures properly covered.

On re-visiting the premises the notices have been complied with in all cases.

#### **MILK (SPECIAL DESIGNATIONS) ORDER OF 1923.**

No designated milk is produced within the Borough.

During the year three persons were licensed to sell Grade "A" milk within the Borough.

#### **MILK AND DAIRIES ORDER, 1926.**

During the year one person residing within the Borough has been registered as a Cowkeeper.

Number of Farms within the Borough ... ..	40
„ Visits to the Farms within the Borough ...	74
„ Cattle examined within the Borough ... ..	1,226
„ Visits to Dairies within the Borough ... ..	8
„ Milk shops, including New Shops ... ..	510
„ Visits to Milk Shops ... ..	330
„ Retail and Wholesale Purveyors ... ..	764

#### **INSPECTION OF DAIRIES.**

There are two Dairies within the Borough, to which milk is brought for distribution. In one of these the milk is pasteurised before being retailed. These premises have been inspected periodically.

## INSPECTION OF COWSHEDS.

There are 40 Farms within the borough, of which 37 are for the housing of milch cows; of the others, two are for the rearing of either pigs or poultry and the third for the housing of "lying off" cattle.

58 visits have been made to the above premises and 727 cattle inspected.

## DISEASED UDDERS OF CATTLE ON THE FARMS.

	Tubercle	Atrophy	Hypertrophy	Induration	Total
1932	2	6	1	—	9
1931	—	2	—	—	2

There are 61 cowshed premises on the farms, and the following is a report on the sanitary conditions of them:—

			Light		Ventilation		Drains		Floors		Air Space
Good	...	...	58	...	58	...	60	...	56	...	60
Fair	...	...	2	...	2	...	—	...	3	...	1
Bad	...	...	1	...	1	...	1	...	2	...	—

There is a good and plentiful supply of water on all the farms. Each dairy farm has a suitable building for the storage of milk and milk vessels.

It is satisfactory to report that dairy farmers within the borough continue to maintain a high standard of cleanliness of their cowsheds, milk stores and utensils. When notices have been served, the requirements have been readily complied with.

**Contamination of Milk.**

Reports on the number of samples of milk examined chemically and bacteriologically and the amount of adulteration and contamination of milk will be found in the section of this report dealing with work carried out under the Food and Drugs Adulteration Act, 1928, and the Public Health Laboratory.

**PUBLIC HEALTH (MEAT) REGULATIONS, 1924.**

These Regulations have been carried out in a satisfactory manner. It was necessary to serve notices in respect of the following:—

- (1) To wash the fob, cambrels and back sticks.
- (2) To clean interior of refrigerator.



- (3) Separate storage of bins for bones, fat, etc.
- (4) To wear clean head covering and over-all when carrying meat.
- (5) To put curtains or glass to sides of meat float.
- (6) To re-decorate back premises of shop and repair floor.
- (7) To keep clean vehicle and cloths.
- (8) To provide bin for storage of bones, etc., and ré storage of sausage machine, etc.
- (9) To partition off part of cellar for making-up purposes.
- (10) To decorate interior of shop.

All the notices were complied with.

There have been no requests for the marking of meat.

The stalls on the Market have been well protected with sheets round the sides, back and top, to prevent, as far as possible, contamination of any meat, etc., exposed for sale.

### **Triperies and Tripe Shops.**

There have been 189 visits paid to these shops, etc., and on each visit the premises were satisfactory, except in one case where the premises required painting. This was carried out after service of a notice.

The food stuffs examined were, in all cases, sound, and the tubs, tanks, boxes, tins and other utensils were clean.

### **Public Abattoirs.**

The management of the Public Abattoirs is under the supervision of the Markets Committee.

The slaughter houses, lairages, walls, floors, yard and all utensils have been kept very clean and the whole of the premises disinfected each week.

There are no private slaughter houses within the borough, all animals being killed at the Public Abattoirs.

### **MEAT INSPECTION.**

TABLE I.

NUMBER OF ANIMALS SLAUGHTERED AT THE ABATTOIRS.

	Beasts	Sheep	Lambs	Calves	Pigs	Totals
1932 ... ..	4,778	3,996	33,757	262	4,375	47,168
1931 ... ..	5,023	2,831	28,594	211	4,119	40,778

TABLE II.

## NUMBER OF ANIMALS SPECIALLY EXAMINED.

It was necessary to detain and submit to a detailed examination the following carcasses.

	Beasts	Sheep	Lambs	Calves	Pigs	Totals
1932 ... ..	37	16	20	8	219	300
1931 ... ..	29	21	39	5	137	231

TABLE III.

## RESULT OF SPECIAL EXAMINATION—PASSED.

	Beasts	Sheep	Lambs	Calves	Pigs	Totals
1932 ... ..	16	5	15	7	202	245
1931 ... ..	8	15	27	4	126	180

TABLE IV.

## RESULT OF SPECIAL EXAMINATION—CONDEMNED.

	Beasts	Sheep	Lambs	Calves	Pigs	Totals
1932 ... ..	21	11	5	1	17	55
1931 ... ..	21	6	12	1	11	51

TABLE V.

## ORIGIN OF CONDEMNED CARCASSES.

	Local				Borough Bridge
	Sheep	Beasts	Calf	Pigs	Lamb
1932 ... ..	2	14	1	16	1



	Hellifield			Birkenhead			Skipton
	Lambs	Beasts	Sheep	Beasts	Lambs	Pigs	Sheep
1932 ...	2	2	7	5	2	1	2

TABLE VI.  
CAUSES OF REJECTION.

1932	Beasts	Sheep	Lambs	Calves	Pigs	Totals
Cirrhosis of the Liver and Dropsy ...	—	—	—	—	8	8
Wasted and Dropsical ...	—	1	—	—	1	2
Tuberculosis ...	19	—	—	1	7	27
Suffocated ...	1	7	4	—	—	12
Anthrax ...	1	—	—	—	—	1
Unwholesome ...	—	—	—	—	—	—
Accidents ...	—	3	1	—	—	4
Enteritis... ...	—	—	—	—	1	1
Totals—1932 ...	21	11	5	1	17	55
Totals—1931 ...	21	6	12	1	11	51

TABLE VII.  
WEIGHT OF CARCASSES CONDEMNED.

	Beasts	Sheep	Lambs	Calves	Pigs	Totals
	lbs.	lbs.	lbs.	lbs.	lbs.	lbs.
1932 ...	9,773	270	168	182	1,052	11,445
1931 ...	10,331	220	379	33	866	11,829

TABLE VIII.  
TUBERCULOUS CARCASSES EXAMINED AND REJECTED.

	Cows.		Heifers		Bulls.		Bullocks		Calves.		Sheep.		Pigs.		Totals.	
	Examined	Rejected	Examined	Rejected	Examined	Rejected	Examined	Rejected	Examined	Rejected	Examined	Rejected	Examined	Rejected	Examined	Rejected
1932 ...	19	13	2	—	3	—	19	7	1	1	—	—	157	7	201	28
1931 ...	24	15	4	2	3	—	14	1	—	—	—	—	70	5	115	23

Apart from the whole carcasses enumerated in the foregoing tables, portions of carcasses and other food stuffs were condemned and voluntarily surrendered, both in the Abattoirs and in other premises. The following is a list of these food stuffs which were found not to be fit for human food:—

1932.						Weight.
Feb. 4th	...	1 tin corned beef	...	...	...	6 lbs.
„ 16	...	2 fore quarters pork	...	...	...	70 lbs.
„ 23	...	1 fore quarter pork	...	...	...	34 lbs.
Mar. 5	...	2 fore quarters beef	...	...	...	286 lbs.
„ 21	...	1 tin corned beef	...	...	...	6 lbs.
„ 29	...	2 fore quarters beef	...	...	...	572 lbs.
Apr. 4	...	1 side of beef	...	...	...	278 lbs.
„ 8	...	1 buttock frozen beef	...	...	...	70 lbs.
„ 9	...	1 halibut	...	...	...	89 lbs.
„ 12	...	2 fore quarters pork	...	...	...	44 lbs.
May 2	...	38 boxes fillet	...	...	...	—
„ 11	...	Cod fish	...	...	...	56 lbs.
June 7	...	2 fore quarters beef	...	...	...	280 lbs.
„ 14	...	1 fore quarter beef	...	...	...	153 lbs.
July 8	...	Potatoes	...	...	...	112 lbs.
„ 9	...	2 fore quarters beef	...	...	...	330 lbs.
Oct. 18	...	2 fore quarters beef	...	...	...	270 lbs.
Nov. 1	...	2 fore quarters beef	...	...	...	175 lbs.
Dec. 4	...	1 fore quarter beef	...	...	...	185 lbs.
„ 29	...	2 fore quarters beef	...	...	...	278 lbs.
						Tons. Cwt. Qr. lbs.
Total weight of all carcasses condemned						5 ... 2 ... — ... 21
Total weight of parts of carcasses and other foods condemned						1 ... 12 ... — ... 4
Total weight of ALL Meat and other foods condemned						6 ... 14 ... — ... 25

All condemned carcasses and parts of carcasses were disposed of to artificial manure manufacturers.

TABLE IX.

VISITS MADE TO DIFFERENT PREMISES FOR THE INSPECTION OF FOOD STUFFS.

No. of Visits to the Abattoirs	...	...	...	430
„ „ Butchers' Shops	...	...	...	578
„ „ Fish Shops	...	...	...	424



No. of Visits to Fruit Shops	...	...	...	460
" " Wholesale Shops	...	...	...	456
" " Charlton's Yard	...	...	...	129*
" " Collinge's Yard	...	...	...	135*
" " Harrison's Yard	...	...	...	135*
" " Sunter's Yard	...	...	...	135*
" " Stockdale's Yard	...	...	...	136*
" " Co-operative Society	...	...	...	66*
" " Cold Air Stores	...	...	...	95
" " Triperies and Tripe Shops	...	...	...	189
" " Meat, Fish and Fruit Market	...	...	...	26
" " Cattle Market	...	...	...	42
" " Knacker's Yard	...	...	...	42
				<hr/>
				3,478
				<hr/>

\* During the visits for-inspection of food stuffs to the premises of these wholesale Cattle and Pig Dealers, the premises were also inspected and found to be kept in good repair, clean and disinfected several times during the year. The total inspections of these wholesale Dealers' premises numbered 736.

#### CONTAGIOUS DISEASES (ANIMALS) ACT, 1894.

##### Anthrax Order, 1928.

On 21st September, 1932, a case of anthrax occurred on a farm within the borough. The carcase, offal, etc., were removed immediately to the Corporation Destructor and destroyed. All necessary precautions were taken to prevent the disease from spreading by cleansing and disinfecting the whole of the premises. No further animals were affected. On 29th September all restrictions were removed.

##### Swine Fever Order, 1908.

Number of Store Pigs which entered the Borough under licence	...	...	...	...	258
Number of Fat Pigs which entered the Borough under licence	...	...	...	...	483
Number of Fat Pigs which entered the Abattoirs from Local Lairages under licence	...	...	...	...	398
Number of Fat Pigs which entered the Abattoirs from outside the Borough under licence	...	...	...	...	785
					<hr/>
Total	...	...	...	...	1,924
					<hr/>



The Pigs inspected under the Swine Fever Order, 1908 were found to be healthy and the cleaning of the sties was satisfactory.

#### **Poultry Act, 1912.**

Forty-two visits have been made to the Cattle Market to inspect the crates used for the storage of poultry, most of which were found to be in a satisfactory condition. During the inclement weather the birds are well protected with sheets, and no cases of overcrowding were noticed.

#### **Importation of Dogs and Cats Order, 1928.**

During the year no animals under the above Order have been licensed into the borough.

#### **Sheep Scab Double Dipping Order, 1928.**

This Order provides that all animals (sheep and lambs) shall be dipped in some disinfectant for the prevention of sheep scab at least twice a year. Under this Order 650 animals were dipped:—

	July.		August.		October.		November.
Ewes ...	20	...	236	...	—	...	164
Lambs...	—	...	99	...	—	...	125
Tups ...	—	...	—	...	—	...	6
	—		—		—		—
Total ...	20	...	335	...	Nil.	...	295
	—		—		—		—

During the year there have been no cases under the following Orders:—

- (1) Swine Fever Order, 1908.
- (2) Parasitic Mange Order, 1911.
- (3) Sheep Scab Order, 1928.
- (4) Foot-and-Mouth Disease Order, 1928.

#### **Animal Transit Order.**

During the year many visits have been made to the Station to examine the trucks which are used for the conveyance of cattle, etc., these being generally found in good repair and clean. The cattle landing premises were also in a satisfactory condition, the pens having been washed down and disinfected several times each week.

### **FOOD AND DRUGS ADULTERATION ACT, 1928.**

The administration of this Act is carried out by the Public Health Department, the Chief Sanitary Inspector being the officer appointed by the Local Authority. Samples obtained for chemical analysis are submitted to the Borough Analyst. Samples for bacteriological examination are submitted to the Bacteriologist at the Public Health Laboratory.



## SAMPLES TAKEN DURING THE YEAR 1932.

NATURE	FORMAL		INFORMAL		TOTAL	
	Genuine	Adulterated	Genuine	Adulterated	Genuine	Adulterated
Milk ... ..	184	7	35	6	219	13
Butter ... ..	28	—	1	—	29	—
Cheese ... ..	—	—	9	—	9	—
Cream ... ..	1	—	14	—	15	—
Condensed Milk ...	—	—	23	—	23	—
Sausages ... ..	—	7	15	8	15	15
Dripping ... ..	—	—	3	—	3	—
Baking Powder ...	—	—	7	—	7	—
Self-Raising flour	—	—	8	—	8	—
Jam ... ..	—	—	6	—	6	—
Lemon Cheese ...	—	—	1	—	1	—
Tea ... ..	—	—	1	—	1	—
Ground Almonds	—	—	8	—	8	—
Olive Oil ... ..	—	—	6	—	6	—
Cod Liver Oil ...	—	—	10	—	10	—
Boracic Ointment	—	—	7	—	7	—
Zinc Ointment ...	—	—	7	—	7	—
Infant Powders ...	—	—	1	—	1	—
Whisky... ..	1	1	16	2	17	3
Brandy ... ..	2	—	5	1	7	1
Total ...	216	15	183	17	399	32

## Particulars of Formal Adulterated Samples and Action taken..

Whisky ... .. 6.2% added water ... .. Fined £3 and £1 1s. Costs

Milk ... .. 12.2% deficient in fat ... .. Dismissed.

Milk ... .. 8.6% deficient in fat ... .. Dismissed.

Sausage Contained 29 parts S.O2 per 1,000,000 parts. ... Warned.

“ “ 18.2 “ “ “ “ “

“ “ 17.3 “ “ “ “ “

“ “ 19.4 “ “ “ “ “

“ “ 28.7 “ “ “ “ “

“ “ 21.2 “ “ “ “ “

“ “ 19.0 “ “ “ “ “

Milk	...	...	2.6%	deficient in fat	...	...	Warned.
Milk	...	...	20%	added water	...	...	Fine £5 5s. 0d.
Milk	...	...	2%	added water	...	...	No proceedings.
Milk	...	...	5.7%	deficient in fat	...	...	Warned.
Milk	...	...	3.7%	deficient in fat	...	...	Warned.
Milk	...	...	6.0%	deficient in fat	...	...	Fine £1 1s. Cost £2 2s.
Milk	...	...	14.5%	deficient in fat	...	...	Dismissed on payment of costs, 4/-

### Particulars of Informal Adulterated Samples.

Whiskey ... 5.9% excess water ... Formal sample taken.

Sausage ... Contained 29.9 parts SO<sub>2</sub> per million parts Formal sample taken.

„ ... 18.9 „ „ „ „ „

„ ... 56.1 „ „ „ „ „

„ ... 37.4 „ „ „ „ „

„ ... 29.5 „ „ „ „ „

„ ... 24.7 „ „ „ „ „

„ ... 32.9 „ „ „ „ „

Milk ... 13.4% deficient in fat ... Milk from one cow brought in by producer.

Sausage 424.5 parts of SO<sub>2</sub> per million ... Sample submitted by dealer.

Milk ... 26.7% deficient in fat ... Milk from one cow brought in by producer.

Milk ... 6.7% deficient in fat ... Milk from one cow brought in by producer.

Whiskey 11.6% excess water ... Subsequent formal sample found to be genuine.

Beandy 4.7% excess water ... Subsequent formal sample found to be genuine.

### Artificial Cream Act, 1929.

No action has been necessary under this Act.

### Public Health (Dried Milk) Regulations, 1923 and 1927.

No conditions were observed that suggested the necessity of taking action under these Regulations.

### Public Health (Condensed Milk) Regulations, 1923 and 1927.

23 samples of Condensed Milk were submitted to the Public Analyst, and were found to conform in all respects with the Regulations and the statements on the labels.



**Public Health (Preservatives in Food, etc.) Regulations, 1925 to 1927.**

The various food substances submitted to the Public Analyst under the Sale of Food and Drugs Act, were, when considered necessary or desirable, examined for preservatives, and prohibited colouring matters. Seven informal and seven formal samples of sausage were found to contain preservative and were not so labelled.

**Dissemination of Knowledge of Nutrition.**

This formed part of the general health propaganda carried out during the year.

## Section 6.

## Prevalence and Control over Infectious and other Diseases.

In the Appendix (Tables 4, 5, 6 and 7) will be found the numbers, age groups, ward distribution and seasonal prevalence of the Notifiable Infectious Diseases during 1932, together with the number reported yearly since 1914.

The following table shows the prevalence of the chief notifiable infectious diseases (apart from Tuberculosis) during the year, together with the case rate per 100,000 population, as compared with the decennial average 1922-1931.

DISEASE.	1932			1922-1931	
	BURNLEY		England and Wales	BURNLEY	
	No. of Cases notified	Case Rate per 100,000 of population	Case Rate per 100,000 of population	Average No. of Cases notified	Case Rate per 100,000 of population
Smallpox ... ..	—	—	5	22	21
Diphtheria and Membranous Croup	86	88	108	119	117
Erysipelas ... ..	49	50	36	70	69
Scarlet Fever ... ..	178	183	212	266	262
Enteric Fever ... ..	4	4	6	9	9
Primary and Influenzal Pneumonia	226	232	—	192	189
Measles and German Measles ...	338	348	—	1486	1464

The principal infectious diseases, with the exception of primary and influenza pneumonia, showed a lower incidence during 1932 than the decennial average for 1922-31.



The number of deaths and the case mortality of the chief Infectious Diseases are given in the following table.

DISEASE	1932		1922—1931	
	No. of Deaths	Mortality per 1,000 cases	Average No. of Deaths	Mortality per 1,000 cases
Diphtheria ... ..	10	116·3	8·4	70·6
Erysipelas ... ..	3	61·2	2·5	35·7
Scarlet Fever ... ..	—	—	2·6	9·8
Enteric Fever ... ..	—	—	1·8	200·0
Measles ... ..	—	—	17·6	11·8

#### Smallpox.

There were no notifications received during 1932 and no vaccinations or re vaccinations were performed by the Medical Officer of Health.

#### Vaccination.

The Vaccination Officer reports that of the 1,333 births registered during 1931:—

317 were successfully vaccinated.

1 was insusceptible to vaccination.

926 declarations of conscientious objection were received.

74 died unvaccinated.

2 not accounted for.

3 postponed by medical certificate.

10 removed to other districts.

The percentage of children vaccinated was only 23·8.

The Vaccination Officer's records show the following number of primary vaccinations performed in Burnley during the last 20 years.

#### PRIMARY VACCINATIONS OF PERSONS OF ALL AGES.

Year			Year.		
1913	...	1,045	...	1916	684
1914	...	1,058	...	1917	624
1915	...	899	...	1918	494

## PRIMARY VACCINATIONS OF PERSONS OF ALL AGES.

Year.				Year.	
1919 ...	516	...	...	1922 ...	569
1920 ...	780	...	...	1923 ...	829 (Smallpox in adjacent area).
1921 ...	655	...	...		

## PRIMARY VACCINATIONS OF CHILDREN UNDER 14 YEARS OF AGE.

Year.				Year.	
1924 ...	679	...	...	1929 ...	450
1925 ...	564	...	...	1930 ...	407
1926 ...	533	...	...	1931 ...	385
1927 ...	596	...	...	1932 ...	293
1928 ...	1,069 (Smallpox in Burnley)				

**Scarlet Fever.**

There have been 178 cases notified as compared with 194 the previous year, and 242 in 1930. There were no deaths during the year.

The Morbidity Rate, number of deaths, and the mortality rate from Scarlet Fever for the last ten years are given below:—

	1923	1924	1925	1926	1927	1928	1929	1930	1931	1932
Cases per 100,000 of population ... ..	570	74	204	144	102	143	481	242	195	183
No. of Deaths ...	9	—	—	—	—	1	8	1	—	—
Mortality rate per 1,000 of population	·086	—	—	—	—	·01	·08	·01	—	—
Mortality rate per 1,000 cases ... ..	15·1	—	—	—	—	7·0	16·6	4·1	—	—

Where home isolation was reasonably satisfactory (e.g. where the patient could have a bedroom to himself or where no business was carried on in the home) removal to hospital was not insisted upon, provided that an adult was available to nurse the patient. The duration of stay in hospital of uncomplicated cases of Scarlet Fever is now being considerably curtailed. Houses in which cases are nursed are visited from time to time by the infectious diseases inspector to ensure that isolation is being maintained.

Scarlet Fever was not unduly prevalent during 1932, although in the last quarter of the year there was some increase in the number of cases. 105 (or 59%) were removed to the Infectious Diseases Hospital, the remaining 73 being isolated in their own homes. Lowerhouse Ward had the highest number (22 cases) and St. Peter's the least (8 cases). The cases of Scarlet Fever were generally of a mild type.



The following table shows the ages of the persons notified :—

				Cases.		Deaths.	
Under	1	...	...	1	...	...	—
From	1 to	2	...	3	...	...	—
„	2 to	3	...	7	...	...	—
„	3 to	4	...	13	...	...	—
„	4 to	5	...	24	...	...	—
„	5 to	10	...	95	...	...	—
„	10 to	15	...	22	...	...	—
„	15 to	20	...	4	...	...	—
„	20 to	35	...	7	...	...	—
„	35 to	45	...	—	...	...	—
„	45 to	65	...	2	...	...	—
65 and over			...	—	...	...	—
				178	...	...	—

### Diphtheria.

The number of cases notified during 1932 was 86, being the same as in the previous year. The cases were distributed over the whole of the year and did not assume epidemic form. Ten deaths from diphtheria occurred, as against three in 1931. In the latter half of the year the cases were of an extremely virulent type.

Of the 86 cases notified, 67 were admitted to the Infectious Diseases Hospital.

**BACTERIOLOGICAL DIAGNOSIS.**—There were 896 swabs for Diphtheria examined at the Corporation Public Health Laboratory, and 149 of these were positive. 340 of the swabs were sent by private practitioners in respect of Burnley residents.

**SUPPLY OF DIPHTHERIA ANTI-TOXIN.**—In accordance with the recommendations of the Ministry of Health, phials containing 500 units for prophylactic purposes, and phials containing 8,000 units for treatment, are available.

81 phials of 8,000 units have been supplied to medical men. The Anti-Toxin is available for any person residing in the borough on a written order from any medical man. It can be obtained at the Public Health Office during the day and at the Central Police Station, Town Hall, between the hours of 11 p.m. and 9 a.m.

The following table gives the morbidity rate, number of deaths and the mortality rate of diphtheria for the last ten years.

	1923	1924	1925	1926	1927	1928	1929	1930	1931	1932
Cases per 100,000 of population ... ..	100	100	159	143	155	94	137	90	86	88
No. of Deaths ... ..	7	8	15	9	8	8	7	7	3	10
Mortality rate per 1,000 of population	·07	·08	·15	·09	·08	·07	·07	·07	·03	·10
Mortality rate per 1,000 cases ... ..	66·6	77·7	92·0	60·6	52·0	84·2	51·1	77·7	34·9	116·3

The ages of the notified cases and ages of death are as follows:—

	Cases.			Deaths.		
Under 1 ... ..	...	...	—	...	...	—
From 1 to 2 ... ..	...	...	3	...	...	1
„ 2 to 3 ... ..	...	...	1	...	...	—
„ 3 to 4 ... ..	...	...	4	...	...	1
„ 4 to 5 ... ..	...	...	6	...	...	—
„ 5 to 10 ... ..	...	...	41	...	...	6
„ 10 to 15 ... ..	...	...	20	...	...	1
„ 15 to 20 ... ..	...	...	2	...	...	1
„ 20 to 35 ... ..	...	...	8	...	...	—
„ 35 to 45 ... ..	...	...	1	...	...	—
„ 45 to 65 ... ..	...	...	—	...	...	—
65 and over ... ..	...	...	—	...	...	—
Total ... ..	...	...	86	...	...	10

SCHICK AND DICK TESTS AND ARTIFICIAL METHODS OF IMMUNIZATION AGAINST DIPHTHERIA AND SCARLET FEVER:—The nursing staff of the Municipal General Hospital were Dick-tested and the susceptible members immunised against Scarlet Fever following the occurrence of a few cases amongst patients and staff. A clinic for immunization against Diphtheria was commenced in April, 1933.

#### Typhoid or Enteric Fever.

Four cases only of this disease were notified. Two were cases of *Bacillus Typhosus* infection and two were Paratyphoid. All were removed to the Infectious Diseases Hospital.



The following table gives the Morbidity rate, number of deaths, and the mortality rate of enteric fever for the last ten years:—

	1923	1924	1925	1926	1927	1928	1929	1930	1931	1932
Cases per 100,000 of population ... ..	13·4	22·2	5·0	21·0	1·0	5·0	7·0	5·0	3·0	4·0
No. of Deaths ...	3	5	—	2	—	1	2	1	1	—
Mortality rate per 1,000 of population	·029	·048	—	·02	—	·01	·02	·01	·01	—
Mortality rate per 1,000 cases ... ..	214·3	217·5	—	95·2	—	200	286	200	333	—

The ages of the persons notified are as follows:—

	Cases.			Deaths.		
Under 10 ... ..	...	...	—	...	...	—
From 10 to 15 ... ..	...	...	1	...	...	—
„ 15 to 20 ... ..	...	...	1	...	...	—
„ 20 to 35 ... ..	...	...	2	...	...	—
Total ... ..	...	...	4	...	...	—

During the year 23 Widal Tests were carried out at the Public Health Laboratory.

#### **Puerperal Fever and Pyrexia.**

Four cases of Puerperal Fever and 20 cases of Puerperal Pyrexia were notified. Two of the cases of Puerperal Fever died.

Further particulars regarding the incidence of Puerperal Fever and Puerperal Pyrexia are to be found under the Maternity and Child Welfare Section of the Report.

#### **Erysipelas.**

49 cases were notified, as against 56 last year. There were three deaths as against one last year. Of the 49 cases two were admitted to the Infectious Diseases Hospital.

The ages of the cases and deaths are:—

				Cases.		Deaths.	
Under 5	...	...	...	—	...	...	—
From 5 to 10	...	...	...	1	...	...	—
„ 10 to 15	...	...	...	1	...	...	—
„ 15 to 20	...	...	...	1	...	...	—
„ 20 to 35	...	...	...	3	...	...	—
„ 35 to 45	...	...	...	8	...	...	—
„ 45 to 65	...	...	...	21	...	...	1
65 and over	...	...	...	14	...	...	2
Total				49	...	...	3

### Measles.

In accordance with the provisions of the Borough of Burnley (Measles and German Measles) Regulations, 1920, all cases of Measles and German Measles have to be notified. 338 cases were notified to the Health Department in 1932. 27 of these were certified as German Measles. No deaths occurred. In the previous year there were 878 cases and 8 deaths, giving a case mortality of 11·4 per 1,000.

An epidemic of measles, which commenced in October, accounted for more than two-thirds of the total cases. The epidemic continued throughout the first quarter of 1933.

An analysis of the ages at notification and at death appear below:—

				Cases		Deaths	
				Measles	German Measles	From Measles	
Under 1	...	...	...	14	1	...	—
From 1 to 2	...	...	...	21	5	...	—
„ 2 to 3	...	...	...	21	2	...	—
„ 3 to 4	...	...	...	43	—	...	—
„ 4 to 5	...	...	...	65	4	...	—
„ 5 to 10	...	...	...	138	15	...	—
„ 10 to 15	...	...	...	7	—	...	—
„ 15 to 20	...	...	...	1	—	...	—
„ 20 to 35	...	...	...	1	—	...	—
„ 35 to 45	...	...	...	—	—	...	—
„ 45 to 65	...	...	...	—	—	...	—
65 and over	...	...	...	—	—	...	—
Total				311	27	...	—
				338			



No cases of measles were removed to the Infectious Diseases Hospital.

The figures relating to Morbidity and Mortality for the past 10 years are as follows:—

Year	Number of Cases		Number of Deaths		Mortality Rate per 1,000 Cases		Mortality Rate per 1,000 of population	
1923	...	193	...	11	...	57.0	...	0.15
1924	...	614	...	8	...	13.0	...	0.08
1925	...	2,323	...	48	...	20.6	...	0.47
1926	...	2,220	...	9	...	4.0	...	0.09
1927	...	1,192	...	32	...	26.8	...	0.32
1928	...	1,405	...	8	...	5.7	...	0.08
1929	...	235	...	3	...	12.8	...	0.03
1930	...	2,373	...	10	...	4.2	...	0.10
1931	...	878	...	8	...	11.4	...	0.08
1932	...	338	...	—	...	—	...	—

#### **Ophthalmia Neonatorum.**

16 notifications were received. Particulars of these cases are given in the Maternity and Child Welfare Section of this Report.

#### **Acute Poliomyelitis.**

Only one case was notified during the year under review.

#### **Encephalitis Lethargica.**

Four cases were notified during 1932. One was a child between 5 and 10 years of age; three were adults between 20 and 35 years of age. Two deaths from encephalitis lethargica occurred during the year.

#### **Public Health (Infectious Diseases) Regulations, 1927.**

##### **Pneumonia:—**

Notifications of Primary Pneumonia	...	...	195
Notifications of Influenzal Pneumonia	...	...	31

**PNEUMONIA—INCIDENCE AND MORTALITY during the last Eleven Years.**

Year	Estimated population (Mid-year)	No. of notifications Received	Case Rate per 1,000 population	Total No. of deaths	Mortality per 1,000 population	Mortality per 1,000 cases
1922	105,100	104	0.99	129	1.23	1240
1923	104,800	95	0.91	132	1.26	1389
1924	103,400	143	1.38	151	1.46	1056
1925	102,300	176	1.72	139	1.36	790
1926	99,600	173	1.74	100	1.00	578
1927	99,270	210	2.12	99	1.00	471
1928	100,700	211	2.10	74	0.73	351
1929	100,200	300	2.99	113	1.13	377
1930	99,700	195	1.96	59	0.59	303
1931	99,180	319	3.22	70	0.71	219
1932	97,210	195	1.98	52	0.53	267

From the numbers of notifications and case rates shown in this table, it would appear that during the last few years there has been an increase of pneumonia. This is probably only an apparent and not a true increase. In the years previous to 1925, the deaths from pneumonia exceeded the number of notifications received, and, therefore, the figures do not give a true indication of the prevalence of pneumonia in these years. During the last eight years, however, notification appears to have been more accurate, and, therefore, gives truer incidence rates.

The number of deaths from pneumonia each year has shown a decrease since 1926. This is a true decrease, and not the result of a diminution in population, as the mortality rates also show a decrease since 1926.

In order to compare the incidence and mortality of pneumonia in Burnley and other Lancashire County Boroughs the following average annual figures have been drawn up from statistics supplied by the Registrar-General:—



## 5 Years. 1927—31.

	Average Annual No. of Cases Notified per 1,000 Population.	Average Annual Mortality per 1,000 Population.	Average Annual Mortality per 1,000 Notified Cases.
Barrow-in-Furness ... ..	1.22	0.90	795
Blackburn ... ..	1.98	0.99	514
Blackpool ... ..	0.71	0.87	1286
Bolton ... ..	0.94	0.94	969
Bootle ... ..	2.99	1.49	523
<b>BURNLEY</b> ... ..	<b>2.48</b>	<b>0.83</b>	<b>344</b>
Bury ... ..	2.30	1.03	466
Liverpool ... ..	3.37	1.79	538
Manchester ... ..	3.83	1.35	351
Oldham ... ..	1.66	1.11	688
Preston ... ..	1.30	1.15	903
Rochdale ... ..	0.81	0.97	1294
St. Helens ... ..	2.63	1.35	527
Salford ... ..	2.61	1.42	553
Southport ... ..	1.89	0.79	434
Warrington ... ..	3.73	1.02	273
Wigan ... ..	3.28	1.49	452

These figures show that, of the sixteen other Lancashire County Boroughs, seven have a higher, and nine a smaller, incidence rate of pneumonia than Burnley. In all the other Lancashire County Boroughs, except Southport, the death rate from pneumonia is greater than in Burnley, and, with the exception of Warrington, the case mortality is greater in the other Lancashire County Boroughs than in Burnley.

There were no notifications of MALARIA or DYSENTRY.

#### Non-Notifiable Infectious Diseases.

These cases are brought to the notice of the Health Department through notification from Head Teachers of schools, and School Attendance Officers, or are discovered by School Nurses or Health Visitors in the course of their

routine visits to homes. A few are reported by parents. Most of the cases are visited by the Infectious Diseases Inspector, School Nurse or Health Visitors and advice on isolation and the prevention of spread of the disease is given.

The following are the number of cases notified by Head Teachers:—

Chickenpox	...	...	...	...	219
Whooping Cough	...	...	...	...	86
Mumps	...	...	...	...	78

### Influenza.

As influenza is not a notifiable disease, no accurate information is available of the number of cases during the year. It did not manifest itself in epidemic form, and consequently there were fewer cases of influenzal pneumonia and fewer deaths from influenza and its sequelæ than in the previous year. The number of deaths registered as being due to influenza was 29, as compared with 59 in 1931. The age groups of those dying of influenza were as follows:—

Under 1	...	...	...	...	1
From 1 to 2	...	...	...	...	1
„ 2 to 5	...	...	...	...	—
„ 5 to 15	...	...	...	...	1
„ 15 to 25	...	...	...	...	2
„ 25 to 45	...	...	...	...	2
„ 45 to 65	...	...	...	...	8
65 and over	...	...	...	...	14
Total					29

The complications of influenza which caused death are as follows:—

Respiratory Complications	...	...	...	12
Cardiac Complications	...	...	...	12
Meningitis	...	...	...	2

No cases of ANTHRAX, EPIDEMIC JAUNDICE, UNDULANT FEVER, or PSITTACOSIS were brought to the notice of the Health Department during 1932.

### Rheumatism.

Particular attention continues to be paid to the incidence of rheumatism and its sequelæ amongst school children. A short report on this subject appears in the Annual Report of the School Medical Officer. No hospital beds are maintained specifically for the treatment of cases of rheumatism, but accommodation is available in the medical wards of both the Municipal Hospital and the Victoria Hospital.



### Cancer.

Statistics of deaths from cancer are given on page 25. The arrangements for bed accommodation, diagnosis and treatment of cancer were described in my Report for 1931. No change in the arrangements has occurred. During the latter part of the year patients requiring deep X-ray therapy, for whom no beds were immediately available in Victoria Hospital, were accommodated in the Municipal Hospital and transferred to the X-ray Department of Victoria Hospital for treatment.

The Surgeon in charge of the Radium Department of Victoria Hospital, in his report for the year ending 30th November, 1932, states that the waiting list of the radium and cancer clinic still remains high and would have been higher but for the fact that the deep X-ray plant has relieved the hospital of a considerable number of cases.

The statistics of the Radium and Cancer Clinic are as follows:—

Number of patients registered on the books	...	...	532
Number admitted to hospital	...	...	306
Number of out-patients treated	...	...	206
Number of daily treatments	...	...	5169
Number of progress attendances	...	...	2889
Number of plaques made	...	...	214
Number of photographs taken	...	...	677
Number of X-ray investigations	...	...	71
Number waiting for treatment	...	...	68

In view of the fact that Victoria Hospital is equipped with 330 mgms. of radium and as there is an arrangement for the transfer of Municipal Hospital patients to the Victoria Hospital for radium treatment, no arrangements have so far been made to utilise the facilities provided in a National Radium Centre.

The records kept by the registrar of the cancer clinic in Victoria Hospital are on the lines suggested by the Commission on Cancer. It has, therefore, been considered inadvisable to duplicate enquiries by undertaking investigations on Victoria Hospital cases on the lines suggested in Circular 1,136. The majority of the patients suffering from cancer who occupied beds in the Municipal Hospital have, up to the present, been persons suffering from the disease in an advanced stage, who received treatment elsewhere prior to admission to the Municipal Hospital, and regarding whom the information obtained has been very indefinite.

### Infectious Diseases Hospital.

The Infectious Diseases Hospital is administered by the Burnley Joint Hospital Board, of which Burnley is one of the constituent authorities.



The Medical Officer of Health is Medical Superintendent of the Infectious Diseases Hospital and the Deputy Medical Officer of Health is the Resident Medical Officer.

A separate Report is issued of the work of the Infectious Diseases Hospital and Smallpox Hospital for the year 1932.

The accompanying table gives particulars of the Burnley residents admitted to the Board's Hospital during 1932, apart from those suffering from Tuberculosis.

DISEASE	In Hospital 31/12/31	Admitted in 1932	Dis- charged	Died	Remaining 31/12/32	Average Stay in Hospital of those discharged
Scarlet Fever ... ..	10	105	100	1	14	days 38·8
Diphtheria ... ..	9	75	73	9	2	46·7
Enteric Fever ... ..	2	4	6	—	—	51·2
Erysipelas ... ..	—	2	1	1	—	14·0
Puerperal Fever and Pyrexia ... ..	3	8	9	1	1	} 22·1
Tub. Meningitis ...	—	1	1	—	—	
Cerebro- Spinal Fever ...	—	1	1	—	—	
Br-Pneumonia and Pneumonia ... ..	—	4	3	1	—	
Acute Nephritis ...	—	1	—	1	—	
Total... ..	24	201	194	14	17	—

**Prevention of Blindness.**—The Blind Persons Acts are administered by the Special Services Sub-Committee of the Education Committee, on which are co-opted representatives of the Burnley Blind Society and the League of the Blind.



No action was taken under Section 66 of the Public Health Act, 1925, for the prevention of blindness or for the treatment of persons suffering from any disease or injury to the eyes.

### DISINFECTION.

The houses where infectious disease has occurred are disinfected by means of the formaldehyde spray. Clothing, bedding, etc., is removed to the Authority's Disinfecting Station in Basket Street, and disinfected in the " Equifex " Steam Disinfector, which is of the super-heated type.

In the disinfecting station there are facilities for the cleansing of verminous persons, consisting of slipper and shower baths and dressing cubicles.

The work carried out in connection with visitation of infected homes and disinfection is as follows:—

Visits to Infected Houses	...	...	...	...	1,435
Visits to suspected cases of Infectious Diseases	...	...	...	...	54
Visits to Measles cases	...	...	...	...	339
Houses Disinfected (rooms—603)	...	...	...	...	343
Number of times Disinfecting Machine used	...	...	...	...	583
Number of times Institutions Disinfected	...	...	...	...	61
Beds - Disinfected	...	...	...	...	212
Pillow cases do.	...	...	...	...	352
Pillows do.	...	...	...	...	486
Blankets do.	...	...	...	...	436
Sheets do.	...	...	...	...	141
Coverlets do.	...	...	...	...	337
Library Books do.	...	...	...	...	592
Other Articles of Clothing Disinfected	...	...	...	...	580

Bedding, etc., disinfected from Bank Hall Hospital:—

Beds	...	...	...	...	...	...	10
Pillows	...	...	...	...	...	...	40
Blankets	...	...	...	...	...	...	—
Midwifery Bags	...	...	...	...	...	...	12
Other Articles	...	...	...	...	...	...	5

Open-Air School:—

Blankets Disinfected	...	...	...	...	...	123
----------------------	-----	-----	-----	-----	-----	-----

### Cleansing and Disinfection of Verminous Persons.

33 persons were cleansed at the Disinfecting Station, of whom 22 were school children suffering from Scabies, and 7 verminous school children. The total treatments given numbered 344.

# PUBLIC HEALTH LABORATORY.

The following is a report by Dr. Priestley, the Municipal Bacteriologist, on the work of the Laboratory during 1932.

## I. General Statistics.

Sputa for tubercle bacilli	...	positive	...	126	
		negative	...	573	699
Swabs for diphtheria bacilli	...	positive	...	149	
		negative	...	747	896
Hairs for ringworm	...	positive	...	92	
		negative	...	238	330
Tissues for section	...	...	...	...	144
Pus and exudates	...	...	...	...	180
Cerebro-spinal fluids	...	...	...	...	56
Urines	...	...	...	...	216
Fæces	...	...	...	...	30
Widal Tests	...	...	...	...	33
Blood counts, cultures, and typing tests	...	...	...	...	141
Waters	...	...	...	...	14
Milks for bacterial count	...	...	...	...	445
Milks for T.B. by animal inoculation	...	...	...	...	187
Other tests by animal inoculation	...	...	...	...	21
Vaccines made	...	...	...	...	47
Various specimens unclassified	...	...	...	...	11
					<hr/> 3,450

## V.D. EXAMINATIONS:

for spirochaetes	...	...	...	8	
for gonococci	...	...	...	663	
Wassermann tests	...	...	...	1,056	
Precipitation tests	...	...	...	953	2,680

Total ... .. 6,130

## II. Sources of the Specimens.

### (a) GENERAL:

Burnley P.H.D. and Clinics	...	...	...	1,413
Municipal Hospitals	...	...	...	346
Victoria Hospital	...	...	...	522
Practitioners	...	...	...	844
Padiham Urban District Council	...	...	...	87
Brierfield Urban District Council	...	...	...	91
Burnley Rural District Council	...	...	...	67
Borough of Colne	...	...	...	80

---

3,450



## (b) V.D. SPECIMENS:

Burnley ... ..	1,759
Lancashire County ... ..	806
West Riding of Yorkshire ... ..	114
Other areas ... ..	1
Total ... ..	2,680

## III. Comparison of the last six years.

	1927	1928	1929	1930	1931	1932
General specimens...	3,350	3,806	3,121	2,888	3,031	3,450
V.D. specimens ...	1,114	1,116	917	976	1,237	2,680
Totals ... ..	4,464	4,922	4,038	3,864	4,268	6,130

The large increase in the total over 1931 (43·6%) is mainly due to the introduction of another syphilis test, which is now run in parallel with the Wassermann test in nearly all cases. But the general specimens show an increase of 13%.

## IV. Samples of Milk examined for Tubercle Bacilli.

During the year 187 animals have been inoculated with milk sediments for evidence of tubercle bacilli, 185 for the Burnley Corporation and two for the Burnley Rural District Council. Of these 187, twelve showed tuberculous infection, a percentage of 6·4. The percentage of tuberculosis milks found here in the last six years is shown in the following table:—

	1927	1928	1929	1930	1931	1932
No. of milks examined...	188	180	158	184	196	187
Positive for T.B. ... ..	14	10	4	9	11	12
Percentage positive ..	7·4	5·5	2·5	4·9	5·6	6·4

V. The examination of samples of milk for bacterial content and evidence of faecal pollution has been continued throughout the year and is the subject of a separate report.

The following table gives in more detail the sources of the specimens:—

	Burnley P.H.D. & Clinics	Municipal Hospitals	Victoria Hospital	Practi- tioners	Padiham U.D.C.	Brierfield U.D.C.	Burnley R.D.C.	Colne Borough
Sputa for T.B. ...	212	44	32	379	9	1	12	10
Swabs for K.L.B. ...	172	116	46	340	33	89	40	60
Hairs for trinea ...	323	2	—	4	1	—	—	—
Tissues sectioned ...	—	27	100	17	—	—	—	—
Pus, etc. ...	39	16	96	25	—	—	1	3
C.—S. fluids ...	—	13	43	—	—	—	—	—
Urinés ...	33	95	62	22	—	—	2	2
Faeces ...	—	19	6	3	2	—	—	—
Widal tests ...	—	7	5	13	—	1	4	3
Bloods ...	—	6	113	22	—	—	—	—
Waters ...	2	—	—	—	6	—	6	—
Milk counts ...	408	—	—	—	36	—	—	1
Milks for T.B. ...	185	—	—	—	—	—	2	—
Other animal tests ...	19	—	2	—	—	—	—	—
Vaccines made ...	10	1	17	19	—	—	—	—
Various ...	10	—	—	—	—	—	—	1
Total ...	1413	346	522	844	87	91	67	80

The 11 various specimens include 8 disinfectant tests, one spleen of cow for anthrax, and two tests of steriliser efficiency.

#### Source of V. D. Specimens.

	For Spirochaetes	For Gonococcus micro. culture	Wass. tests	Precip't'n. tests
Burnley:—				
V.D. Clinic ...	3	263	38	133
Practitioners ...	1	133	1	566
Lancashire C.C.				
V.D. Clinic ...	1	167	19	84
Practitioners ...	3	35	—	216
W. Riding C.C.:—				
V.D. Clinic ...	—	3	—	12
Practitioners ...	—	3	—	45
Other areas:—				
V.D. Clinic ...	—	1	—	—
Practitioners ...	—	—	—	—



**Bacteriological Examination of Samples of Milk, 1932.**

As in former years a comparison of the ordinary vended milk samples examined during the year 1932 with those of previous years is submitted.

**Table I. Average Counts.**

Year	MORNING MILKS			EVENING MILKS		
	Number examined	Average per cc. in thousands		Number examined	Average per cc. in thousands	
1925	139	199.1		73	378.8	
1926	128	118.3		63	110.3	
1927	249	34.9		123	98.7	
1928	253	36.9		146	108.7	
1929	235	67.2		125	172.4	
1930	260	30.3		120	118.2	
1931	274	33.1		125	48.5	
1932	292	52.7		108	105.8	

**Table II. Percentage showing Pollution by Lactose Fermenting Organisms.**

Year			Not in 0.1 cc.	In 0.1 not 0.01 cc.	In 0.01 cc.
1925	...	...	33.6	28.6	37.6
1926	...	...	43.7	23.3	33.0
1927	...	...	53.4	25.6	21.0
1928	...	...	59.9	24.3	15.8
1929	...	...	58.9	20.4	20.6
1930	...	...	57.6	22.1	20.2
1931	...	...	60.2	19.7	20.0
1932	...	...	61.0	21.0	18.0

**Table III. Percentage in each Standard Group.**

Our Standard Groups are as follows:—

Group I.	...	not over 10,000 per cc.
Group II.	...	10,000 to 30,000 per cc.
Group III.	...	30,000 to 50,000 per cc.
Group IV.	...	50,000 to 100,000 per cc.
Group V.	...	100,000 to 200,000 per cc.
Group VI.	...	200,000 to 500,000 per cc.
Group VII.	...	over 500,000 per cc.

Year	No. of milks examined	Group I.	Group II.	Group III.	Group IV.	Group V.	Group VI.	Group VII.
1925	223	5.3	28.1	15.7	18.8	10.2	5.0	16.1
1926	197	8.6	26.4	15.7	22.3	13.2	8.6	5.0
1927	389	31.6	31.8	11.5	10.8	6.9	2.3	4.8
1928	402	37.5	37.8	9.7	7.0	2.7	2.2	3.0
1929	360	39.1	30.7	9.5	8.1	2.4	3.0	7.0
1930	380	38.1	32.9	12.4	7.9	3.7	3.9	1.0
1931	400	46.5	33.2	7.2	6.0	4.5	1.0	1.5
1932	400	49.7	28.2	8.5	7.0	2.0	2.0	2.5

In the report for 1930 a series of averages was drawn up, based on the previous four years figures, of what might be expected as minimum standards for ordinary vended milks. The following table shows a comparison between these standards and the figures for 1932.

**Table IV.**

	Standard.	1932
1. Average count of morning milks ...	41,800	52,700
2. Average count of evening milks ...	124,000	105,800
3. Percentage with count of under 10,000 per cc. ...	36.5	49.7
4. Percentage with count of under 30,000 per cc. ...	69.9	77.9
5. Percentage with count of over 200,000 per cc. ...	6.8	4.5

In other words, of the 400 milks examined in 1932, 312 reached the highest standard in count of the Ministry of Health ; and only 18 were above the lowest standard.



## X-RAY DEPARTMENT, 1932.

## SUMMARY OF RADIOGRAPHIC WORK CARRIED OUT IN 1932.

Referred from	Wrist	Knee	Arm	Ribs	Foot	Chest	Ankle	Finger	Spine	Hip	Leg	Shoulder	Hand	Total
own Point ...	—	—	—	—	—	9	—	—	—	—	1	—	—	10
lk Hall ...	22	—	—	—	—	—	—	—	—	—	—	—	—	22
pensary ...	—	3	—	—	—	31	—	—	4	3	1	1	—	43
ool Clinic ...	4	—	5	—	8	6	2	3	—	—	2	—	2	32
ctitioners ...	—	—	—	—	—	27	—	—	—	—	—	—	1	28
poration														
Accident ...	—	—	—	—	4	—	—	2	—	—	2	—	2	10
hopædic Clinic	5	2	—	—	—	—	4	—	—	1	—	—	—	12
en Air School	—	—	—	—	—	3	—	—	—	—	—	—	1	4
rsden Road														
Sanatorium	—	—	—	—	—	8	—	—	1	—	1	—	—	10
ant Welfare														
Centre ...	10	—	—	—	—	—	—	—	—	—	—	—	—	10
rsery School	11	—	—	—	—	—	—	—	—	—	—	—	—	11
gh School ...	—	—	—	—	—	—	—	—	—	—	—	—	1	1
ammar School	—	—	—	—	—	2	—	—	—	—	—	—	—	2
Totals ...	52	5	5	—	12	86	6	5	5	4	7	1	7	195

The X-Ray Department is housed in the basement of the clinic premises in Elizabeth Street, and consists of an examination room, developing room and dressing room. A new metallix X-Ray tube was provided during 1932.

## Section 7.

### Tuberculosis.

The number of primary notifications under the Public Health Tuberculosis Regulations received each year since all forms of Tuberculosis became notifiable is shown below.

No. of Primary Notifications.					
Year.	Pulmonary.		Non-Pulmonary.		Total.
1913	.....	194	...	107	301
1914	.....	149	...	62	211
1915	.....	149	...	74	223
1916	.....	135	...	100	235
1917	.....	145	...	74	219
1918	.....	124	...	56	180
1919	.....	126	...	59	185
1920	.....	110	...	56	166
1921	.....	122	...	63	185
1922	.....	155	...	78	233
1923	.....	172	...	85	257
1924	.....	143	...	92	235
1925	.....	126	...	85	211
1926	.....	120	...	68	188
1927	.....	100	...	72	172
1928	.....	131	...	60	191
1929	.....	100	...	52	152
1930	.....	112	...	55	167
1931	.....	92	...	46	138
1932	.....	115	...	57	172

#### Notification Register.

At the end of 1932 there remained on the Tuberculosis Notification Register in Burnley 660 cases as follows:—

Pulmonary.			Non-Pulmonary.			Total cases.
Males.	Females.	Total.	Males.	Females.	Total.	
238	186	424	...	109	127	660
					236	



The particulars of new cases of tuberculosis coming to the knowledge of the Department and the deaths from tuberculosis in 1932 are as follows:—

Age Periods	NEW CASES						DEATHS					
	Pulmonary			Non-Pulmonary			Pulmonary			Non-Pulmonary		
	M.	F.	Total	M.	F.	Total	M.	F.	Total	M.	F.	Total
Under 1	—	—	—	2	—	2	—	—	—	1	—	1
1—5	—	—	—	1	6	7	—	—	—	—	3	3
5—10	1	—	1	4	1	5	—	—	—	1	—	1
10—15	1	1	2	1	1	2	—	—	—	1	—	1
15—20	6	7	13	3	8	11	1	3	4	1	2	3
20—25	11	9	20	3	4	7	5	5	10	2	1	3
25—35	16	18	34	4	8	12	12	5	17	1	3	4
35—45	12	9	21	1	7	8	4	9	13	1	1	2
45—55	17	6	23	2	3	5	9	6	15	—	2	2
55—65	8	4	12	—	2	2	6	3	9	—	1	1
65 and upwards	—	—	—	—	1	1	1	—	1	1	2	3
Total ...	72	54	126	21	41	62	38	31	69	9	15	24

#### Notifications.

235 formal notifications under the Public Health (Tuberculosis) Regulations, 1930, were received during the year; 63 of these were duplicates, leaving 172 primary notifications. In addition 16 new cases came to the knowledge of the Department otherwise than by notification under the above Regulations, i.e., from the local Registrar's death returns 4, transferable deaths 2, transfers from other areas 10.

The total number of new cases was therefore 188, of which there were 126 Pulmonary and 62 Non-Pulmonary.

#### Non-notification and Late Notification.

The source of 6 of the new cases coming to the knowledge of the department other than by notification, was the Death Returns. In the case of those dying in the borough the doctor certifying the death was communicated with regarding non-notification and satisfactory explanations were obtained.

The rate of non-notified tuberculosis deaths to total tuberculosis deaths is 6.4% compared with 8.8% in 1931. The particulars are:—

Non-notified Fatal Cases.			Total Fatal Cases.	Percentage of non-notified Cases.
Pulmonary.	Non-pulmonary.	Total.		
4	2	6	93	6.4%

The following figures, showing the interval between notification and death of pulmonary cases of tuberculosis, are an indication of the efficiency of notification.

	Insured N.H.I.		Non- Insured.		Total.
Under one week .....	4	...	1	...	5
Between one week and one month .....	4	...	—	...	4
„ 1—2 months .....	4	...	3	...	7
„ 2—3 months .....	2	...	1	...	3
„ 3—4 months .....	5	...	1	...	6
„ 4—5 months .....	—	...	—	...	—
„ 5—6 months .....	—	...	—	...	—
„ 6—9 months .....	4	...	2	...	6
„ 9—12 months .....	4	...	1	...	5
„ 1—2 years .....	9	...	1	...	10
„ 2—3 years .....	4	...	2	...	6
Over 3 years .....	11	...	2	...	13
Not notified .....	3	...	1	...	4
			Total	...	69

Of the persons who died of pulmonary tuberculosis during 1932, 52% were notified only within a year previous to date of death. The number of such cases are three more than in the previous year. An increasing number of patients suspected to be suffering from tuberculosis are being referred to the Clinical Tuberculosis Officer by medical practitioners. The majority of the new cases in 1932 were examined by the Tuberculosis Officer before being notified.

Occupations of 172 persons notified under the Tuberculosis Regulations:—

	Pulmonary.	Non-Pulmonary.
Textile Operatives:—		
Weavers .....	36	21
Winders .....	4	1
Cloth-looker .....	1	1
Loom Oiler.....	1	—
Cotton Labourer .....	1	—
Reacher-in .....	1	—
Spinner .....	—	1
Labourers .....	7	1
Miners .....	8	1



## Pulmonary. Non-Pulmonary.

Ring Jobber .....	1	...	—
Chain Beamer .....	1	...	—
Saw Sharpener .....	1	...	—
Engineer .....	1	...	—
Domestic .....	2	...	—
Salesman .....	2	...	—
School Attendance Officer .....	1	...	—
Porter .....	1	...	—
Baker .....	1	...	—
Chemist .....	1	...	—
Slater .....	1	...	—
Music Hall Artist .....	2	...	—
Bus Conductor .....	2	...	—
Housewives .....	6	...	5
Motor Driver .....	1	...	—
Painters .....	2	...	—
Window Cleaner .....	—	...	1
Relieving Officer .....	—	...	1
Plate Moulder .....	—	...	1
Concreter .....	1	...	—
Glass Blower .....	1	...	—
Warehouseman .....	2	...	—
Tramway Cleaner .....	—	...	1
Student .....	1	...	—
Insurance Visitor .....	—	...	1
Dressmaker, etc. ....	2	...	2
Clerk .....	6	...	—
Typist .....	—	...	1
Shop-keeper .....	1	...	—
Shop Assistant .....	1	...	—
Hairdresser .....	3	...	1
Farmer .....	—	...	1
Dentist .....	1	...	—
Stonemason .....	2	...	—
Laundress .....	1	...	—
Postman .....	1	...	—
Rope Worker .....	—	...	1
Gas Worker .....	1	...	—
Nurse .....	2	...	—
No Occupation .....	2	...	1

	Pulmonary.	Non-Pulmonary.
School Children .....	2 ...	4
Under School Age .....	— ...	10
	—	—
Total ...	115	57
	—	—

**Pulmonary.**

## SEX AND STATE OF PATIENTS.

Married.		Single.		Children.		Notified from Institutions.		Total.
M.	F.	M.	F.	M.	F.	M.	F.	
41	25	12	19	1	1	12	4	115

## NUMBER OF ROOMS IN HOUSES.

1 Room .....	—
2 Rooms .....	4
3 „ .....	1
4 „ .....	46
Over 4 .....	48
Institutions .....	16
	—
Total .....	115
	—

## CONDITION OF PATIENT.

Bedfast .....	27
At Home, not Bedfast .....	67
Working .....	5
Institutions .....	16
	—
Total .....	115
	—

## SLEEPING ACCOMMODATION.

Room to self .....	39
Bed, but not room to self .....	12
Sleeps with other person .....	41
Bed in living-room .....	7
Institutions .....	16
	—
Total .....	115
	—



The 41 persons who did not sleep alone are divided as follows, the first named being the one suffering from the disease:

Husband with Wife .....	17
Wife with Husband .....	11
Child with Parent .....	1
Parent with Child .....	1
Adult with Adult .....	10
Child with Child .....	1
	—
Total .....	41
	—

DURATION OF ILLNESS:—

1—3 months .....	46
3—6 „ .....	33
6—9 „ .....	13
9—12 „ .....	—
1—2 years .....	7
Institutions .....	16
	—
Total .....	115
	—

It will be seen from the above that the average duration of the illness, which will be certainly understated, of the 99 persons not in Institutions, works out at 4·7 months.

The duration of the illness of the 41 persons who did not sleep alone averaged at least 4·5 months. Thus there had been 41 persons exposed daily for a long period in the closest possible manner.

As regards isolation of the 115 persons suffering from Pulmonary Tuberculosis the possibilities of isolation were as follows:—

Good .....	44
Fair .....	21
Bad .....	34
Institutions .....	16
	—
Total .....	115
	—

Good means that it was easily possible to have room to self. Fair means that the patient could have a bed to self, but would have to share the room with one other person. Bad means that though the patient might have a bed to self, the room had to be shared with two or more persons.

**Non-Pulmonary.**

## SEX AND STATE OF PATIENTS.

Married.		Single.		Children.		Notified from Institutions.		Total.
M.	F.	M.	F.	M.	F.	M.	F.	
2	9	2	9	4	5	12	14	57

The following are the number of rooms per house in which these persons were living:—

1 Room .....	—
2 Rooms .....	—
3 „ .....	3
4 „ .....	12
Over 4 Rooms .....	16
Institutions .....	26
Total .....	57

## CONDITION OF PATIENT.

Bedfast .....	12
At Home, not Bedfast .....	14
Working .....	5
Attending School .....	—
Institutions .....	26
Total .....	57

## DURATION OF ILLNESS.

Under 3 months .....	15
3—6 months .....	9
6—9 „ .....	3
9—12 „ .....	1
1—2 years .....	1
Over 2 years .....	2
Institutions .....	26
Total .....	57



**Deaths.**

93 deaths from Tuberculosis were recorded in 1932. 69 Pulmonary and 24 Non-Pulmonary.

The following table gives particulars of the site and age distribution.

	—1	1—2	2—5	5—15	15—25	25—45	45—65	65—75	Over 75	Total
Respiratory System ... ..	—	—	—	—	14	30	24	1	—	69
Nervous System ... ..	1	2	—	1	1	1	—	—	—	6
Intestines and Peritoneum	—	1	—	—	2	3	3	1	—	10
Vertebral Column ... ..	—	—	—	—	—	1	—	—	—	1
Bones and Joints ... ..	—	—	—	—	—	—	—	1	1	2
Genito-Urinary System ...	—	—	—	—	1	—	—	—	—	1
Disseminated ... ..	—	—	—	1	2	1	—	—	—	4
Total ... ..	1	3	—	2	20	36	27	3	1	93

23 deaths from Tuberculosis of the Respiratory System were new cases notified during the year.

The average age at death of the pulmonary cases was 38·6 years.

The 93 deaths from all forms of Tuberculosis gives a death rate of 0·96 per 1,000 living, compared with 0·91 in 1931.

The following table gives the death rate for the last 10 years in respect of pulmonary and other forms of Tuberculosis.

No. of deaths from Pulmonary Tuberculosis ... ..	1923	1924	1925	1926	1927	1928	1929	1930	1931	1932
Rate per 1,000 of the Population ... ..	0·90	0·70	0·81	0·69	0·72	0·83	0·74	0·70	0·75	0·71

No. of deaths from other forms of Tuberculosis ... ..	1923	1924	1925	1926	1927	1928	1929	1930	1931	1932
Rate per 1,000 of the Population ... ..	0·30	0·23	0·28	0·22	0·13	0·16	0·19	0·20	0·16	0·25

**Public Health (Prevention of Tuberculosis) Regulations, 1925.**

These regulations empower Local Authorities to prohibit persons suffering from tuberculosis of the respiratory tract from entering any employment or occupation in connection with the handling of milk. During the year it was not necessary to take any action under these regulations.



**Public Health Act, 1925, Section 62.**

It has not been necessary for the Council to take any action during 1932 for the compulsory removal of any tuberculosis case to hospital.

**TUBERCULOSIS SCHEME.**

The scheme consists of the Tuberculosis Dispensary with Tuberculosis Officer and Tuberculosis Nurse and Visitor; 25 beds rented at Meathop Sanatorium and 10 beds at the Infectious Diseases Hospital of the Joint Hospital Board for Burnley and District. Beds have also been requisitioned during the year at other Sanatoria and at Orthopædic Hospitals. There was an average of 56 beds occupied during 1932.

**The Tuberculosis Dispensary.**

The Dispensary is situated in Elizabeth Street. The entrance is in Nicholas Street, a very quiet and not much frequented street near the centre of the town. There are three rooms, consisting of a large waiting room, a large consulting room, and a small room for conducting examinations, to which there is access from either of the rooms.

The Medical Officer of Health is Chief Tuberculosis Officer and the Deputy Medical Officer is the Clinical Tuberculosis Officer. One Health Visitor and a part-time Clerk are employed on the work of the Tuberculosis Scheme.

The Dispensary is open for the examination of patients or of contacts on Monday, Tuesday and Thursday mornings, and Wednesday evenings.

NEW CASES.—The number of new cases seen at the Dispensary during the year was 292. There were also 3 "transfers" from other areas. 76 of the new cases were examined as contacts. The corresponding figures for last year are 224 new cases (including 67 contacts).

Of the 292 new cases, 78 or 26·7 were children under 15 years of age.

The sex distribution of the new cases is given below.

	Male.		Female.		Total.		Total 1931.
Adult ... ..	96	...	118	...	214	...	137
Children (under 15) ...	29	...	49	...	78	...	87
	125	...	167	...	292	...	224

DIAGNOSIS.—138 of the new cases were found not to be tuberculous (47·2%). 147 were diagnosed as tuberculous (103 pulmonary and 44 non-pulmonary), and the remaining 7 cases were still under observation by the Tuberculosis Officer at the end of the year.



Below are given particulars of the 147 new cases of Tuberculosis, plus the 3 "transfers" from other areas.

Condition at end of 1932, of new cases seen during the year	PULMONARY					NON-PULMONARY				
	T.B.—	T.B.+				Bones and Joints	Abdominal	Other Organs	Peripheral Glands	Total
		1	2	3	Total					
Disease Arrested ...	—	—	—	—	—	1	2	2	6	11
Disease not Arrested ... ..	36	15	19	16	50	14	3	7	7	31
Lost sight of or removed from register ... ..	1	1	1	1	3	—	—	—	—	—
Dead ... ..	2	—	5	7	12	1	1	1	1	4
Total ...	39	16	25	24	65	16	6	10	14	46

CASES ON THE DISPENSARY REGISTER.—At the beginning of the year 495 cases were on the register. At the end of the year there were 558 (372 Pulmonary and 186 Non-Pulmonary), and 9 cases in which the diagnosis was not completed. During the year 29 "lost sight of" cases returned, 157 cases were written off the register, 7 as recovered, and in 150 cases the diagnosis was not confirmed or non-tuberculous. 58 cases died during the year and 34 were transferred to other areas or "lost sight of."

Work done at or in connection with the Dispensary:—

Number of times open	Day	297	} 346
	Evening	49	
Number of patients who attended ...	...	677	
Number of attendances by patients:—		3,041	

Details of work:—

Number of Examinations by the Tuberculosis Officer ... ..	1,719
Number of Injections ... ..	34
Number of Dressings, etc. ... ..	1,194
Number of X-Ray Examinations ...	94

Visits paid by Nurse to homes:—

For Dispensary purposes ... ..	1,941
Re Notifications under Tuberculosis Regulations ... ..	180

The following is a copy of a return on the work of the Dispensary required by the Ministry of Health:—



## Return showing the work of the Dispensary during the year 1932.

DIAGNOSIS	PULMONARY				NON-PULMONARY				TOTAL				Grand Total	
	Adults		Children		Adults		Children		Adults		Children			
	M.	F.	M.	F.	M.	F.	M.	F.	M.	F.	M.	F.		
A.—NEW CASES examined during the year (excluding contacts):—														
(a) Definitely tuberculous ...	52	44	1	1	8	24	5	7	60	68	6	8	142	216
(b) Diagnosis not completed ...	—	—	—	—	—	—	—	—	3	2	—	—	5	
(c) Non-tuberculous ...	—	—	—	—	—	—	—	—	26	24	8	11	69	
B.—CONTACTS examined during the year:—														
(a) Definitely tuberculous ...	1	4	—	—	—	—	—	—	1	4	—	—	5	76
(b) Diagnosis not completed ...	—	—	—	—	—	—	—	—	—	2	—	—	2	
(c) Non-tuberculous ...	—	—	—	—	—	—	—	—	6	18	15	30	69	
C.—Cases written off the Dispensary Register as:—														
(a) Recovered ...	2	—	—	1	1	—	1	2	3	—	1	3	7	157
(b) Non-tuberculous (including any such cases previously diagnosed and entered on the Dispensary Register as tuberculous) ...	—	—	—	—	—	—	—	—	36	46	26	42	150	
D.—NUMBER OF CASES on Dispensary Register on December 31st:—														
(a) Definitely tuberculous ...	197	154	9	12	33	63	52	38	230	217	61	50	558	
(b) Diagnosis not completed ...	—	—	—	—	—	—	—	—	3	4	2	—	9	
1. Number of cases on Dispensary Register on January 1st ...	495													
2. Number of cases transferred from other areas and cases returned after dis- charge under Head 3 in previous years	29													
3. Number of cases transferred to other areas, cases not desiring further assistance under the scheme, and cases "lost sight of" ...	34													
4. Cases written off during the year as Dead (all causes) ...	58													
5. Number of attendances at the Dispensary (including Contacts) ...	3041													
6. Number of Insured Persons under Domiciliary Treatment on the 31st December ...	34													
7. Number of consultations with medical practitioners:—														
(a) Personal ...	76*													
(b) Other ...	275													
8. Number of visits by Tuberculosis Officers to homes (including personal consultations) ...	53													
9. Number of visits by Nurses or Health Visitors to homes for Dispensary purposes ...	1941													
10. Number of:—														
(a) Specimens of sputum, etc., examined ...	188													
(b) X-Ray examinations made ... in connexion with Dispensary work	94													
11. Number of "Recovered" cases restored to Dispensary Register, and included in A(a) and A(b) above	3													
12. Number of "T.B. plus" cases on Dispensary Register on December 31st ...	197													

## (B) Number of Dispensaries for treatment of Tuberculosis (excluding centres used only for special forms of treatment).

Provided by the Council ...	1
Provided by Voluntary Bodies ...	—

\* In addition there were 126 consultations with the Radiologist and 50 with the Orthopaedic Surgeon.



Initial Reports received from Medical Practitioners on Form G.P. 17 in respect of insured patients	...	...	...	...	...	92
Progress Reports received from Medical Practitioners in respect of insured patients	...	...	...	...	...	37
Extra nourishment supplied to necessitous patients (cases received Milk and Eggs)	...	...	...	...	...	12
Cartons of Cod Liver Oil and Malt issued	...	...	...	...	...	342 lbs.
Sputum Cups issued	...	...	...	...	...	117
Paper Handkerchiefs issued	...	...	...	...	...	14,150

Air rings, bed pans, etc., are lent to necessitous patients.

### Home Nursing.

There is no provision under the Tuberculosis Scheme for supplying Nurses for patients in their own homes. In practice, the services of the staff of the Nursing Association are available.

### Dental Treatment for Tuberculous Persons.

No alteration in the arrangements for dental treatment has been made. During the year 47 sessions were held by the dentist. The following are particulars of the work done:—

Number of cases under treatment	57
Number of attendances	184
Dentures supplied	15
Fillings	46
Extractions	217
Scalings	15
Dressings	17
Local Anæsthetics	217
Other Operations	8

A number of Burnley patients received dental treatment whilst undergoing treatment in Sanatoria.

OTHER EXAMINATIONS AT THE DISPENSARY.—255 cases were seen by the Clinical Tuberculosis Officer in addition to the persons dealt with under the Tuberculosis Scheme, shown in the return on the preceding pages. Out of 194 children seen, 64 were referred from the School Clinic for chest examinations, 39 as to their suitability for Cod Liver Oil and Malt treatment,

84 in connection with the Open-Air School, and 7 in connection with the Orthopædic Scheme. The 61 remaining cases were for miscellaneous examinations. In all 779 attendances were made.

The details of the work include 514 medical examinations, 104 X-Ray examinations and 166 dressings, etc.

### **TREATMENT IN INSTITUTIONS.**

56 Burnley patients were in various Hospitals and Sanatoria for the treatment of Tuberculosis at the end of 1931. 119 other cases were admitted during the year, 111 cases were discharged, and 12 died, leaving 52 still in Institutions at the end of 1932.

In the following table are given details in respect of the various Institutions at which Burnley cases received treatment during the year.



INSTITUTIONS.	Remaining in Institutions on 31/12/31.			Admitted.			Discharged.			Died.			Remaining in Institutions on 31/12/32.			Average duration of stay of those discharged
	M.	F.	C. Total	M.	F.	C. Total	M.	F.	C. Total	M.	F.	C. Total	M.	F.	C. Total	
Papworth Tuberculosis Colony	...	1	...	...	...	...	...	...	...	...	...	...	...	...	...	weeks
Meathop Sanatorium	14	11	...	25	18	1	49	30	19	1	50	...	14	10	...	28.4
Marsden Road Hospital, Burnley...	...	9	...	9	34	...	34	...	30	...	30	5	...	8	...	16.5
Shropshire Orthopaedic Hospital .....	1	1	2	4	2	6	3	11	1	3	4	8	1	4	1	41.9
St. Vincent's Orthopaedic Hospital .....	...	...	1	1	...	...	...	...	1	...	...	...	...	...	...	130.1
East Lancashire Tuberculosis Colony	3	...	...	3	3	...	3	4	...	...	4	...	2	...	...	11.6
Withnell Pulmonary Hospital .....	5	...	...	5	13	...	13	9	...	4	9	...	5	...	...	23.2
Heatherwood Hospital	...	...	3	3	...	...	1	1	...	1	1	...	...	...	3	148.8
Liverpool Sanatorium	...	1	...	1	...	...	...	...	...	1	...	...	...	...	...	...
Aysgarth Sanatorium	...	3	1	4	...	8	...	8	...	...	7	1	...	4	...	18.8
TOTALS .....	23	26	7	56	48	66	5	119	44	59	8	111	5	7	...	...

\* 1 for Observation.

## AGES OF CASES ADMITTED.

	Under 15	15—20	20—30	30—40	40—50	50—60	Over 60	Total
Males ... ..	3	5	17	13	8	5	—	51
Females ... ..	2	9	28	18	7	4	—	68
Total ... ..	5	14	45	31	15	9	—	119

## CLASSIFICATION OF CASES ADMITTED.

	T.B.—	PULMONARY					NON-PULMONARY					Ob- serv- ation	Grand Total
		T.B.+					Bones and Joints	Abdominal	Other Organs	Peripheral Glands	Total		
		1	2	3	Total	Gross Total							
Males ... ..	11	7	16	10	33	44	2	1	—	—	3	1	48
Females ... ..	20	7	14	17	38	58	6	2	—	—	8	—	66
Children ... ..	1	—	—	—	—	1	4	—	—	—	4	—	5
Total ... ..	32	14	30	27	71	103	12	3	—	—	15	1	119

## CLASSIFICATION OF TUBERCULOUS PATIENTS who were discharged or died:—

Classification.	Quiescent			Not Quiescent			Died in Institution			Total
	M.	F.	Ch.	M.	F.	Ch.	M.	F.	Ch.	
T.B.— ... ..	3	7	1	3	11	1	...	...	...	26
T.B. + 1 ... ..	1	1	—	10	7	...	...	1	...	20
T.B. + 2 ... ..	...	4	...	16	9	...	2	3	...	34
T.B. + 3 ... ..	...	...	...	9	16	...	2	2	...	29
Bones and Joints ...	1	3	5	...	...	1	1	...	...	11
Abdominal ... ..	...	...	...	...	1	...	...	1	...	2
Peripheral Glands ...	...	...	...	...	...	...	...	...	...	...
TOTAL ... ..	5	15	6	38	44	2	5	7	...	122



### Other Forms of Tuberculosis.

Beds are not retained for treating non-pulmonary tuberculosis, but are requisitioned as required in hospitals and sanatoria which deal specially with this type of case, and occasionally suitable cases are sent to the two sanatoria in place of pulmonary cases.

Forty cases of skin and glandular tuberculosis referred by the Tuberculosis Officer received treatment by X-Ray or Actino-therapy.

An alteration in the Scheme for providing Actino-therapy for these cases was made in the latter half of 1932. Previously these cases of skin and gland tuberculosis were referred to a consulting radiologist for treatment in his consulting rooms at a fee of 6/- per treatment. As the radiologist is on the staff of the Municipal Hospital it was arranged that these cases should be treated under his supervision in the Electro-therapeutic Department of the Municipal Hospital, so effecting a considerable economy.

The sex and ages of the persons referred for treatment, the localisation of disease and the results of treatment are appended:—

Ages	Under 10	10 to 15	15 to 20	20 to 25	25 to 30	30 to 35	35 to 40	40 to 45	45 to 50	50 to 55	55 to 60	Over 60	Total
Males .....	3	2	—	1	—	1	—	1	2	—	—	—	10
Females ...	3	5	2	4	4	1	1	1	5	2	1	1	30

Diagnosis	Abdominal Glands	Skin	Superficial Glands	Total
Males ... ..	—	8	2	10
Females ... ..	1	19	10	30

Results of Treatment.	Males.	Females.
Recovered ... ..	—	2
Disease arrested ... ..	1	6
Quiescent ... ..	3	2
Improved ... ..	6	17
No material improvement ... ..	—	3
	10	30

The attendances of these cases, and the number of treatments given, at the Municipal Hospital Electro-therapeutic Department will be found in the appendix.

## Section 8.

### Venereal Diseases.

#### **Venereal Diseases Treatment Centre.**

The Venereal Diseases Clinic is housed in an Annexe of the Victoria Hospital, which also contains the Public Health Laboratory. The premises are rented by the Town Council. The Venereal Diseases Officer, who is also Municipal Bacteriologist, is a whole-time officer of the Local Authority. Two whole-time assistants are employed, partly as venereal disease orderlies and partly as laboratory assistants. A nurse for the female venereal diseases clinic is supplied from the staff of Victoria Hospital. The Clinic contains consulting room, treatment and irrigation rooms, small dispensary and separate entrances and waiting rooms for the two sexes.

By arrangement with the Lancashire County Council, the clinic also serves an adjoining area of the County, including the Boroughs of Nelson and Colne and the Urban Districts of Padiham and Brierfield.

Two Clinics for men are held on Monday and one on Thursday of each week. Two clinics for women and children are held each Friday. New cases are seen daily and intermediate treatment is given daily.

At the beginning of the year 132 cases were under treatment, 16 marked off in a previous year as having ceased to attend returned for treatment during the year, and 229 cases attended for the first time. Thus there were 377 cases under treatment during the year.

Of the new cases, 198 (or 86%) were diagnosed as suffering from venereal disease (63 Syphilis, 135 Gonorrhœa). 31 were found not to have venereal disease.

The total number of attendances was 5,289 (2,654 for examination by the Medical Officer, and 2,635 for irrigation, dressings, etc.). The total attendances show an increase of 1,176 over that of the previous year.



**RETURN relating to all persons who were treated at the Treatment Centre at Burnley during the year ended the 31st December, 1932.**

	Syphilis		Soft Chancre		Gonorrhœa		Conditions other than Venereal		TOTALS		
	M.	F.	M.	F.	M.	F.	M.	F.	M.	F.	Totals
Number of cases on 1st Jan. under treatment or observation	49	28	—	—	39	14	1	1	89	43	132
Number of cases removed from the register during any previous year which returned during the year under report for treatment or observation of the same infection ... ..	2	1	—	—	12	1	—	—	14	2	16
Number of cases dealt with for the first time during the year under report (exclusive of cases under Item 4) suffering from:											
Syphilis, primary ... ..	8	3	—	—	—	—	—	—	8	3	11
„ secondary ... ..	2	2	—	—	—	—	—	—	2	2	4
„ latent in 1st year of infection ... ..	1	—	—	—	—	—	—	—	1	—	1
„ all later stages ... ..	22	13	—	—	—	—	—	—	22	13	35
„ congenital ... ..	6	6	—	—	—	—	—	—	6	6	12
Soft Chancre ... ..	—	—	—	—	—	—	—	—	—	—	—
Gonorrhœa, 1st year of Infection ... ..	—	—	—	—	101	19	—	—	101	19	120
„ later ... ..	—	—	—	—	7	2	—	—	7	2	9
Conditions other than venereal ... ..	—	—	—	—	—	—	22	9	22	9	31
Number of cases dealt with for the first time during the year under report known to have received treatment at other Centres for the same infection	—	—	—	—	5	1	—	—	5	1	6
<b>TOTALS OF ITEMS 1, 2, 3 AND 4 ...</b>	<b>90</b>	<b>53</b>	<b>—</b>	<b>—</b>	<b>164</b>	<b>37</b>	<b>23</b>	<b>10</b>	<b>277</b>	<b>100</b>	<b>377</b>
5. Number of cases discharged after completion of treatment and final tests of cure (see Item 15) ... ..	5	1	—	—	78	18	23	9	106	28	134
6. Number of cases which ceased to attend before completion of treatment and were, on first attendance, suffering from:											
Syphilis, primary ... ..	3	—	—	—	—	—	—	—	3	—	3
„ secondary ... ..	1	2	—	—	—	—	—	—	1	2	3
„ latent in 1st year of infection ... ..	—	—	—	—	—	—	—	—	—	—	—
„ all later stages ... ..	5	3	—	—	—	—	—	—	5	3	8
„ congenital ... ..	2	1	—	—	—	—	—	—	2	1	3
Soft Chancre ... ..	—	—	—	—	—	—	—	—	—	—	—
Gonorrhœa, 1st year of infection ... ..	—	—	—	—	15	5	—	—	15	5	20
„ later ... ..	—	—	—	—	2	—	—	—	2	—	2
7. Number of cases which ceased to attend after completion of treatment but before final tests of cure (see Item 15) ... ..	13	5	—	—	15	1	—	—	28	6	34
8. Number of cases transferred to other centres or to institutions, or to care of private practitioners ... ..	22	15	—	—	9	—	—	—	31	15	46
9. Number of cases remaining under treatment or observation on 31st December ... ..	39	26	—	—	45	13	—	1	84	40	124
<b>TOTALS OF ITEMS 5, 6, 7, 8 AND 9</b>	<b>90</b>	<b>53</b>	<b>—</b>	<b>—</b>	<b>164</b>	<b>37</b>	<b>23</b>	<b>10</b>	<b>277</b>	<b>100</b>	<b>377</b>

(These totals should agree with those of Items 1, 2, 3 and 4)



	Syphilis		Soft Chancre		Gonorrhœa		Conditions other than Venereal		TOTALS		
	M.	F.	M.	F.	M.	F.	M.	F.	M.	F.	Totals
10. Number of cases in the following stages of syphilis included in Item 6 which failed to complete one course of treatment:											
Syphilis, primary ... ..	—	—	—	—	—	—	—	—	—	—	—
„ secondary ... ..	1	2	—	—	—	—	—	—	1	2	3
„ latent in 1st year of infection ... ..	—	—	—	—	—	—	—	—	—	—	—
„ all later stages ... ..	4	1	—	—	—	—	—	—	4	1	5
„ congenital ... ..	1	1	—	—	—	—	—	—	1	1	2
11. Number of attendances:											
(a) for individual attention of the medical officers ... ..	814	499	—	—	973	284	54	30	1841	813	2654
(b) for intermediate treatment e.g., irrigation, dressing ... ..	—	—	—	—	2419	216	—	—	2419	216	2635
TOTAL ATTENDANCES ... ..	814	499	—	—	3392	500	54	30	4260	1029	5289
12. In-patients:											
(a) Total number of persons admitted for treatment during the year ... ..	—	—	—	—	1	2	—	—	1	2	3
(b) Aggregate number of "in-patient days" of treatment given ... ..	—	—	—	—	21	42	—	—	21	42	63
13. Number of cases of congenital syphilis in Item 3 above classified according to age periods											
	Under 1 year		1 and under 5 years		5 and under 15 years		15 years and over		Totals		
	M.	F.	M.	F.	M.	F.	M.	F.	M.	F.	
	—	1	1	—	2	3	3	2	6	6	
14. Chief preparations used in treatment of Syphilis:	Arsenobenzene Compounds				Mercury				Bismuth		
(a) Names of preparations ... ..	Neokharsivan				—				Collosol Bismuth		
(b) Total number of injections given (out-patient and in-patients) ... ..	715				—				209		
(c) Number of injections included in (b) given to patients who on first attendance at this Centre were suffering from primary and secondary syphilis ... ..	208				—				63		
15. Are the tests recommended in Memo. V21 as amended by Memo. V21A followed in deciding as to the discharge of the patient after treatment and observation for syphilis and gonorrhœa? ... ..	For Syphilis:—Yes. For Gonorrhœa:—No.										
If not, in what way are they modified? ... ..	Gonorrhœa:— No Instillations of A.G. N.O. 3. No Provocative Dose of Vaccine.										



Pathological Work:—	Microscopical		Serum Tests		
	for spirochetes	for gonococci	Wassermann	Others for Syphilis	for Gonorrhœa
	The Venereal	Diseases Officer	is also the Bacteriologist of the	approved Laboratory.	—
Number of specimens from patients attending at the centre sent for examination to an approved laboratory ...	4	434	229	222 Precipitation Test	—

Statement showing the services rendered at the Treatment Centre during the year, classified according to the areas in which the patients resided.

Name of County or County Borough (or Country in the case of persons residing elsewhere than in England and Wales) to be inserted in these headings.	Burnley	Lancs. C.C.	West Riding C.C.	Total
A. Number of cases in Item 3 and 4 from each area found to be suffering from:—				
Syphilis ... ..	44	14	5	63
Soft Chancre ... ..	—	—	—	—
Gonorrhœa ... ..	71	62	2	135
Conditions other than Venereal ... ..	20	9	2	31
TOTAL ... ..	135	85	9	229
B. Total number of attendances of all patients residing in each area ... ..	3766	1428	95	5289
C. Aggregate number of "In-patients days" of all patients residing in each area ... ..	42	21	—	63
D. Number of doses of arsenobenzene compounds given in the out-patient Clinic and in-patient Department to patients residing in each area ...	436	234	45	715

### Supplies of Arsenobenzene Compounds.

These are available at the Public Health Department for private medical practitioners whose names are upon the approved register. Eight doctors on the list, together with the Resident Medical Officers of the Hospitals, availed themselves of this free supply. 391 doses were supplied to them as follows:—

Novarsenobillon	...	...	...	...	14
Neokharsivan	...	...	...	...	324
Sulfarsenol	...	...	...	...	14
Myosalvarson	...	...	...	...	26
Stabilarsan	...	...	...	...	10
Thiostab	...	...	...	...	3

### Pathological Examinations.

These are carried out at the Municipal Laboratory by the Medical Officer of the Treatment Centre, who also acts as the Municipal Bacteriologist.

During the year 2,680 examinations were made:—

For Spirochetes	...	...	...	...	8
„ Gonococci	...	...	...	...	663
„ Wassermann Reaction	...	...	...	...	1,056
„ Precipitation Tests for Syphilis	...	...	...	...	953

These figures include examinations made in connection with the Venereal Disease Scheme, for local hospitals, for private medical practitioners and for adjacent authorities.

Of these 2,680 examinations 1,760 related to Burnley residents, as follows:—

Nature of Test.		Number of Tests
For detection of Spirochetes ...	For Treatment Centre ... ..	3
	For Practitioners and Hospitals ...	1
For detection of Gonococci ..	For Treatment Centre ... ..	264
	For Practitioners and Hospitals ...	133



Nature of Test.		Number of Tests.
For Wassermann reaction ...	For Treatment Centre ... ..	133
	For Practitioners and Hospitals ...	566
Precipitation Test for Syphilis	For Treatment Centre ... ..	129
	For Practitioners and Hospitals ...	492
Other examinations:— Cultures for Gonococci ... ..	For Treatment Centre ... ..	38
	For Practitioners and Hospitals ...	1
	TOTALS ... ..	1,760

#### **Venereal Diseases Act, 1917.**

No action has been taken during the year in respect of restriction on advertisements or for the prevention of the treatment of Venereal Disease otherwise than by duly qualified persons.

## Section 9.

### Maternity and Child Welfare.

#### **Births.**

The Notification of Births Acts require that all births should be notified to the Medical Officer of Health within 36 hours of occurrence.

During the year 1932, 1,233 notifications were received relating to 1,171 live births and 62 stillbirths. During the corresponding period 1,169 Burnley live births and 57 stillbirths were registered by the Registrar of Births and Deaths.

The 1,233 live and still births were notified by the following:—

Midwives	...	...	...	...	473
Doctor and Parents	...	...	...	...	297
Maternity Hospital	...	...	...	...	367
Municipal Hospital	...	...	...	...	96
					1,233

11 cases were not notified in accordance with the Act.

Births notified by medical men and by trained midwives are not visited until ten days at least have elapsed. The majority of the others are visited as soon as possible after notification.

#### **Attendance at Birth.**

The Health Visitors' enquiries showed that of the 1,244 live and still births 191 were attended by doctors, 224 both by doctors and midwives, 359 by midwives only, and 7 by handywomen. The remainder were born in Institutions (367 in the Maternity Hospital and 96 in the Municipal Hospital).

#### **Health Visiting.**

No changes have occurred in the Health Visiting Staff during 1932, and no alterations in the method of home visiting of children under 5 years of age and pregnant women.

A summary of the work carried out by the Health Visitors is given on page 151.



**Midwives' Acts.**

33 Midwives notified their intention to practise during the year, compared with 35 in 1931. 12 of these notifications related to nurses in the Municipal Maternity and General Hospitals. The 21 midwives practising externally included 15 trained and 6 bona fide. 359 confinements were attended by them as follows:—

			Certificated.		Bona fide.		Total.
No. of Midwives in practice	...	...	15	...	6	...	21
No. of Confinements attended by the 21 Midwives	...	...	316	...	43	...	359
No. of calls for Medical Aid	...	...	134	...	24	...	158

Altogether 158 records of sending for medical help under Rule E. 20 of the Central Midwives' Board were received from Midwives compared with 129 last year.

The details are as follows:—

Calls for Medical Aid	...	...	...	...	158
For Mother—135.				For Child—23.	

	Certi- ficated.	Bona fide.		Certi- ficated.	Bona fide.
Adherent Placenta	2	1	Feebleness or		
Ruptured Perinæum	26	1	Premature	8	1
Delayed Labour	41	11	Discharging Eyes	6	1
Rise of Temperature	3	—	Rash	1	—
Ante-Natal Conditions	16	—	Circumcision	2	—
A.P. Hæmorrhage	5	1	Harelip	1	—
Malpresentation	8	4	Tongue Tie	1	—
Abortion or threatened	3	—	Unclassified	2	—
Occipito Posterior position	3	3			
Unclassified Illness	6	1			

In addition the following notifications were received from midwives:—

Notification of Death of Mother or Child	...	...	5
" " Stillbirths	...	...	17
" " Liability to be a source of Infection	...	...	11
" " Artificial Feeding	...	...	20

In accordance with section 14 of the Midwives' Act, 1918, 74 claims amounting to £125 9s. 6d. were received from doctors called in by midwives in cases of emergency. All these were allowed and the amounts, with the exception of the Ophthalmia cases, surcharged to the patients.



63 routine visits were paid by the Inspector to the midwives during the year. The Inspector also interviewed midwives at the Health Office on several occasions.

### Training of Midwives.

Bank Hall Maternity Hospital is a recognised training school for nurses wishing to obtain the certificate of the Central Midwives' Board. At the beginning of 1932, 14 nurses were undergoing training, 13 commenced training during the year, and 12 completed their training before the end of the year. Only general trained nurses are accepted as pupil midwives. They are required to give an undertaking to remain on the Hospital staff for a period of twelve months, the first month being a probationary period. One month is devoted to training in district Midwifery, which is obtained by an arrangement with the Darwen District Nursing Association, the pupils being transferred to the Darwen District Nurses' Home for one month. Pupil midwives are paid a salary of £30 6s. 0d. per annum in addition to board and lodging in the Maternity Hospital or the Hostel adjoining and £6 6s. 0d. is deducted to pay lecturers' fees, uniform, etc. The course of lectures is given by the Consulting Obstetrician to Bank Hall Hospital, and practical instruction and additional coaching are given by the Assistant Medical Officer, the Matron and the Sister Tutor. Two special lectures on the rules of the Central Midwives' Board and the relationship of the midwife to the Local Supervising Authority and Public Health Services are given by a medical member of the Public Health Department staff.

Fourteen nurses obtained the certificate of the Central Midwives' Board during 1932.

### Infant Welfare Centres.

There are six Infant Welfare Centres, at which Clinics are held as follows:—

Owned by the Local Authority.					Sessions held	Medical Officer present at
(1)	Annexe of Bank Hall Maternity Hospital	...	...	...	2 sessions per week.	1 session per week.
(2)	Parker Street	...	...	...	1 session per week.	1 session per week.
Rented by the Local Authority:—						
(3)	Ebenezer Sunday School	...	...	...	1 session per week.	1 session per fortnight.
(4)	Rosegrove Wesleyan Sunday School				1 session per week.	1 session per fortnight.
(5)	Lanebridge Wesleyan Sunday School				1 session per week.	1 session per week.
(6)	Mount Olivet Sunday School	...			1 session per week.	1 session per week.



### Attendances.

988 primary attendances were made at the Infant Welfare Centres. Of these 745 were attendances of infants under one year of age and 243 were of children aged one to five years. The primary attendances for the previous year were 1,308. The total attendances of all children during 1932 were 13,395 as compared with 14,970 in 1931. The primary attendances of infants under one year of age represents 63·6% of the total live births notified during the year under review. The Assistant Medical Officer for Maternity and Child Welfare held 2,572 consultations at the Centres during 1932.

The Infant Welfare Centres continue to be conducted as advisory centres, and any treatment of acute illness in children, which is more properly the function of the patients' private doctor, is not undertaken by the Clinic staff. No alteration in the times and days of the clinics or the places in which they are held, has occurred.

Although the number of children under one year of age who attended for the first time during the year shows a decrease on the previous year's figure, the proportion of these children to the total children born alive during the year has been maintained at over 60%. The average number of attendances during the year per child under one year of age is 11·7.

No separate sessions at the Infant Welfare Centres are held for toddlers.

The attendances of infants and toddlers at the centres were as follows:—

Aged 0—1 years,	8,731	attendances	or	65·3%	of the total.
Aged 1—2 years,	1,890	„	„	14·1%	„
Aged 2—3 years,	1,319	„	„	9·8%	„
Aged 3—4 years,	874	„	„	6·5%	„
Aged 4—5 years,	581	„	„	4·3%	„

Practically all the premises used as Infant Welfare Centres are structurally unsuitable for the purpose. The Bank Hall Centre is too small and there is frequently difficulty in accommodating the numbers who attend. The waiting room accommodation is insufficient and the consulting and weighing rooms too small. Parker Street Centre, which is a converted house, has no accommodation for perambulators, and the consulting and weighing rooms on the first floor are approached by a narrow and somewhat steep stair. The other Centres, all church halls, have the disadvantages consequent on being rented for use on one afternoon each week. They are inconvenient, dull and uninviting and generally unattractive.

Short health talks were given to the Mothers during the Infant Welfare sessions by the Medical Officer and Superintendent Health Visitor on the same lines as in the previous year.



PARTICULARS OF WORK AT THE INFANT WELFARE CENTRES DURING THE YEAR, ARE AS FOLLOWS:—

CENTRE	No. of Sessions	ATTENDANCES												Total		Grand Total	Average per Session	Doctors' Attendances	No. of Doctors' Consultations		Weighed	
		Under 1 yr.		1—2 yrs.		2—3 yrs.		3—4 yrs.		4—5 yrs.												
		1st	Subse-quent	1st	Subse-quent	1st	Subse-quent	1st	Subse-quent	1st	Subse-quent	1st	Subse-quent									
		1st	Subse-quent	1st	Subse-quent	1st	Subse-quent	1st	Subse-quent	1st	Subse-quent	1st	Subse-quent									
Ebenezer ...	48	104	1266	16	437	15	291	8	169	5	109	148	2272	2420	50	24	190	95	1274	330		
Lane Bridge ...	49	125	1313	17	304	15	329	14	207	6	129	177	2282	2459	51	49	356	239	1394	622		
Parker Street ...	50	74	700	18	143	15	105	7	57	4	42	118	1047	1165	23	47	152	66	772	375		
Mount Olivet ...	49	100	892	18	312	10	169	4	88	8	29	140	1490	1630	33	47	290	202	984	601		
Rosegrove ...	48	63	848	4	217	1	104	3	128	4	83	75	1380	1455	30	24	176	102	900	499		
Bank Hall ...	101	279	2967	14	390	19	246	9	180	9	153	330	3936	4266	42	53	517	187	3197	1000		
TOTAL ...	345	745	7986	87	1803	75	1244	45	829	36	545	988	12407	13395	...	244	1681	891	8521	3427		



### Ante Natal Care.

The arrangements for ante-natal examination and supervision at the clinics in Bank Hall Maternity Hospital, Parker Street and Rosegrove were described fully in my report for 1931. No alterations in the methods of conducting the clinics, or in the days and times have been made during 1932. Private practising midwives continue to refer a considerable number of their patients to Parker Street and Rosegrove clinics for examination. Mothers have been encouraged to attend for post-natal examinations and at the Bank Hall clinic a considerable number of women, whose confinements took place in the Maternity Hospital, reported subsequently for examination.

Memorandum 156/M.C.W.—The services of the Consulting Obstetrician for consultation with Medical Practitioners regarding complications of pregnancy, labour or the puerperium, which were inaugurated in 1931, have been fully utilised. The Consulting Obstetrician is consultant for Bank Hall Hospital and the Bank Hall ante natal clinic. Recently he has been appointed one of the consulting surgeons to the Municipal General Hospital, so his services are available in the Maternity Ward of that hospital. He is also consultant under the Public Health (Notification of Puerperal Fever and Puerperal Pyrexia) Regulations, 1926, and his services are available on request by medical practitioners and for cases under treatment in the Isolation Hospital.

The Consulting Obstetrician, in addition to seeing cases of Ante Natal complications referred by doctors to the Bank Hall Ante Natal clinic, was called in consultation by doctors at patients' own homes to the following cases:—

Complications of Pregnancy.	Disposal of Case.
Flat Pelvis ... ..	Admitted to Maternity Hospital for induction.
Albuminuria of Pregnancy ... ..	Induction at Home.
Hyperemesis Gravidarum ... ..	Admitted to Maternity Hospital.
Ectopic Gestation ... ..	Admitted to General Hospital.
Hydramnios ... ..	Treated at Home.
Salpingitis and Threatened Abortion ... ..	Admitted to Isolation Hospital.
Pre-eclamptic Toxæmia ... ..	Admitted to Maternity Hospital.

### Complications of Labour.

Obstructed Labour—Face Presentation ...	Treated at Home.
and Prolapse of Cord.	
Uterine Inertia and Obliquity of Uterus ...	do.
Occipito-posterior ... ..	do.
Breech Presentation ... ..	do.
Occipito-posterior and Primary Inertia ...	do.
Shoulder Presentation ... ..	do.



Delayed Labour ; Hydramnios ... ..	Treated at Home.
Delayed Labour ; Hydramnios ... ..	do.
Occipito-posterior ... ..	do.
Adherent Placenta ... ..	do.
Breech Presentation with Extended legs ...	do.
Breech Presentation with Extended legs ...	do.
Occipito-posterior ... ..	do.
Delayed Labour ... ..	do.

Total Domiciliary Consultations (Memo. 156/M.C.W.(III) )—22.

The attendances at the Ante-Natal Clinics during 1932 are as follows:—

Clinic	Times Open	Number of Expectant Mothers Attending		Post-Natal Attendances	Total Attendances	Average per Session
		For the first time	Subsequent Attendances			
Bank Hall Clinic ...	100	416	2323	67	2739	27.4
Parker Street ...	50	72	172	30	274	5.5
Rosegrove ... ..	24	23	29	4	56	2.3
TOTALS ... ..	174	511	2524	101	3069	

A large number of the Bank Hall Ante Natal clinic cases were confined in the Maternity Hospital and Post-Natal examinations were made before the patients were discharged from the hospital.

The following table shows the use that has been made of the ANTE NATAL clinics during the last ten years:—

	1923		1924		1925		1926		1927		1928		1929		1930		1931		1932	
	Cases	Total Attendances	Cases	Total Attendances	Cases	Total Attendances	New Cases	Total Attendances	New Cases	Total Attendances	New Cases	Total Attendances	New Cases	Total Attendances	New Cases	Total Attendances	New Cases	Total Attendances	New Cases	Total Attendances
Bank Hall Clinic	254	1787	265	1871	404	1994	314	1828	361	2429	427	2217	420	2874	405	2302	376	2472	416	2739
Parker Street ...	—	56	20	47	94	168	88	232	101	202	88	213	94	225	98	206	107	312	72	274
Rosegrove ... .. (previously Lowerhouse)	—	—	—	—	2	14	8	43	11	35	2	18	13	27	17	31	19	48	23	56
TOTAL ... ..	254	1843	285	1918	500	2176	410	2103	473	2666	517	2448	527	3126	520	2539	502	2832	511	3069



The following table shows how the ANTE NATAL CASES were referred to the clinics during 1932:—

	Referred by Private Medical Practitioners	Referred by Midwives	Referred by Health Visitors or otherwise through Child Welfare Clinics	Came of own accord	Total
Bank Hall Clinic ... ..	42	3	136	235	416
Parker Street Clinic ... ..	1	61	7	3	72
Rosegrove Clinic ... ..	—	19	2	2	23
TOTAL ... ..	43	83	145	240	511

#### Bank Hall Maternity and Children's Hospital.

This hospital has twenty-one beds for maternity cases, four of which are generally reserved for treatment of complications arising during pregnancy. The maternity beds are in three wards on the ground floor. In addition there are two "Isolation" single-bed rooms on the ground floor. The Ante Natal beds are in a ward on the first floor.

There is also a children's ward on the first floor with accommodation for twenty-four ailing infants or children up to five years of age.

#### The Maternity Unit. (21 Beds).

It is of interest to note that of 363 women delivered during the year, forty-one were emergency cases. These "emergencies" were cases requiring frequently major operative treatment and who had not attended for Ante Natal care. They provided two of the three maternal deaths and four of the thirteen cases of Puerperal Pyrexia.

The admissions, discharges and deaths of maternity cases are as follows:—

In Hospital on 1st January, 1932 ... ..	13
Admitted during 1932 ... ..	381
Re-Admissions during 1932 ... ..	65
Discharged during 1932 ... ..	375
Died during 1932 ... ..	3
Remaining in Hospital on 31st December, 1932 ... ..	16
Number Admitted for Ante Natal Treatment only ... ..	22

Number of Women delivered during the year ... .. 363  
 Average duration of stay of all cases (i.e. Confinement and Ante Natal cases)  
 15.3 days.

Average duration of stay of confinement cases only—13.6 days.

Daily average number of beds occupied—15.3.

There were 367 babies born. Nineteen of the babies were stillborn and 15 died within 10 days of birth. There were 4 cases of twins. Of the 381 admissions, 22 or 5.8% were patients from adjacent districts.

More detailed Statistics will be found in the Appendix.

#### **The Children's Unit. (24 Cots).**

The admissions and discharges of children are as follows:—

Number of Children in Hospital on 1st January, 1932	...	...	24
Number of Children Admitted during the year	...	...	123
Total under treatment	...	...	147

Number Discharged:—

(1) In Good Health	...	...	94
(2) Improved	...	...	2
(3) Not Improved	...	...	2
(4) Removed by Parents	...	...	6
Number of Deaths	...	...	20
Remaining in Hospital on 31st December, 1932	...	...	23

The diseases from which the children were suffering are given in the Appendix.

#### **Assisted Milk Scheme.**

Milk is supplied under this scheme to expectant and nursing mothers and to children under five years of age. Assisted cases are kept under careful observation and are required to attend the clinics and centres regularly. Each case is investigated and grants are made in accordance with a scale of income, the milk being either granted free or at reduced cost. Each case is reviewed at the end of four weeks and renewal of the supply is dependent on a certificate from the medical officer of the clinic or centre.

Only fresh milk is supplied to necessitous mothers and infants. No milk is issued from the centres. A contract is made with a reliable local dairy firm for the supply of Grade A milk, which is delivered daily at the homes of the recipients.



Free meals to necessitous pregnant and nursing mothers are supplied from the "National Kitchen," which also supplies meals for the feeding of necessitous school children.

The regulation that extra nourishment shall be granted on medical grounds only, and not on account of sociological conditions, is adhered to strictly. During 1932, an increase in the amount of milk and meals issued free was occasioned by debility, malnutrition, etc., consequent on the prolonged prevalence of unemployment and the cotton strike.

The grants made during the year are as follows:—

	Number Assisted		Amount of Milk granted Pints	Cost to the Authority £ s. d.
	Free	Reduced Cost		
<b>MILK:—</b>				
Children ... ..	203	—	16,072	} 300 14 8
Nursing Mothers ... ..	124	—	7,924	
Expectant Mothers ... ..	46	...	2,240	
<b>TOTAL</b> ... ..	<b>373</b>	<b>—</b>	<b>26,236</b>	<b>300 14 8</b>

	Cases	No. of Meals supplied	Cost to the Authority £ s. d.
<b>FREE MEALS:—</b>			
Nursing Mothers ... ..	9	216	10 16 0
Expectant Mothers ... ..	22	516	25 16 0
<b>TOTAL</b> ... ..	<b>31</b>	<b>732</b>	<b>36 12 0</b>

### Home Nursing.

The Council has an arrangement with the Burnley District Nursing Association to provide Home Nursing services for the following cases:—Expectant mothers, Maternity Nursing in cases in which a midwife is suspended from attendance, cases of Puerperal Fever and Pyrexia, Ophthalmia Neonatorum, and Measles, Whooping Cough and Epidemic Diarrhoea in young children. Only 7 cases of Ophthalmia, and 2 cases of puerperal Pyrexia were referred to the Association. In all, the District Nurses paid 631 visits.

### Home Helps.

There is little demand in Burnley for the services of Home Helps. When domestic assistance during confinement is required in the homes, mothers prefer



to have the help of a relative or neighbour rather than a stranger. Owing to fewer women being employed in the weaving industry at present, the assistance of relatives is obtained readily. During 1932 a Home Help was supplied in one case only.

### Dental Treatment.

The scheme for the dental treatment of expectant and nursing mothers and young children has been in operation for 7 years. Cases are referred by the medical officers of the Ante-Natal and Infant Welfare Centres and are dealt with by the Corporation dentist at the School Dental clinic on Saturday mornings. Dentures for mothers are made by a private dentist and supplied at prices according to the scale of the Public Dental Service Association. Mothers pay part cost of the dentures according to their means. The amount of dental treatment given again shows a considerable increase.

	No. of			Anæsthetics					
	Cases	Attendances	Extractions	Local	General	Fillings	Scalings	Dressings	
Mothers ...	82	199	230	163	5	21	20	20	
Children ...	44	65	60	60	—	13	—	29	
Full upper and lower dentures provided ...					...	...	...	2	
Full upper and lower dentures remade ...					...	...	...	1	
Full upper and part lower dentures provided ...					...	...	...	1	
Full upper and part lower dentures remade ...					...	...	...	1	

### Maternal Mortality.

8 women died in or in consequence of childbirth, equivalent to 6.5 maternal deaths per 1,000 live and stillbirths. The maternal mortality per 1,000 live and stillbirths for the last ten years is as follows:—

1923	1924	1925	1926	1927	1928	1929	1930	1931	1932
3.3	12.9	7.3	3.7	7.9	3.3	5.0	4.4	5.8	6.5

The registered causes of Deaths were:—

Extradural Abscess due to Pelvic Parametritis due to Abortion ...	1
Puerperal Fever ...	1
Toxic Albuminuria ...	1
Phlegmasia Alba Dolens ...	1
Adherent Placenta ...	1
Confinement, Syncope ...	1
Cæsarean Section ...	2

All deaths of women who died in or in consequence of childbirth, and women dying in the puerperium from diseases not directly connected with pregnancy were investigated and reported to the Maternal Mortality Committee of the Ministry of Health. In all twelve deaths were investigated. Particulars of these cases are summarised in the following table:



Age	Pregnancy	Ante-Natal Care	Doctor Engaged	Midwife Engaged	Cause of Death	REMARKS
22	1st	Two examinations by Midwife	No	Yes	Uremia Pyonephrosis	Admitted to Maternity Hospital as Emergency and delivered.
24	2nd	Nil	No	No	Puerperal Septicæmia. Embolism	Premature Labour, due to severe attack of Influenza. Fulminating Puerperal Sepsis
36	3rd	By Private Doctor	Yes	No	Myocarditis and Endocarditis	Eight months Pregnant. Refused to enter Hospital for Ante-Natal Treatment. Organic Heart Disease
36	4th	Nil	No	No	Uterine Inertia Adherent Placenta Miscarriage 12th Week	Severe Uterine Hæmorrhage Cured in Hospital.
22	2nd	Yes	Yes	Yes	Syncope	Severe Organic Heart Disease Refused to enter Hospital for Ante-Natal Treatment
39	1st	Yes	Yes	No	Pulmonary Embolism Casæarean Section Operation	Contracted Pelvis and Placenta Prævia Uterine Fibroids present
42	4th	Nil	No	No	Septicæmia due to perforation of Uterus. Suicide	Instrument inserted into Uterus with intent to procure Abortion
31	5th	Nil	No	No	Pelvic Parametritis due to Abortion	—
28	1st	Yes	Yes	No	Valvular Disease of Heart	Admitted to Hospital in Labour Emergency
30	2nd	Yes	Yes	No	Toxic Albuminuria Hyperemesis	Admitted to Hospital as Emergency for Induction of Miscarriage
38	2nd	Yes	Yes	No	Phlebitis Pulmonary Embolism	Transverse Position Admitted to Nursing Home. Unsuccessful Induction followed by Casæarean Section
35	4th	Yes	Yes	No	Mitral Stenosis Casæarean Section	Severe Heart Disease Received Ante-Natal Treatment in Maternity Hospital



THE PUBLIC HEALTH (NOTIFICATION OF PUERPERAL FEVER AND  
PUERPERAL PYREXIA) REGULATIONS, 1926.

**Puerperal Fever.**

Four notifications of Puerperal Fever were received during the year, equivalent to a rate of 3·2 per 1,000 live and still births. One occurred in the Maternity Hospital and another in the Municipal General Hospital. A third was removed to the Isolation Hospital for treatment.

The incidence and Mortality rates for the last 10 years are given below.

	1923	1924	1925	1926	1927	1928	1929	1930	1931	1932
Cases notified ...	2	4	4	2	6	4	7	8	7	4
Cases per 1,000										
Births .....	1·08	2·35	2·4	1·2	4·0	2·7	5·0	6·0	5·0	3·2
No. of Deaths ...	—	—	—	1	1	—	3	3	2	2
Mortality per										
1,000 cases ...	—	—	—	500	166·6	—	428	375	286	500

**Puerperal Pyrexia.**

Twenty notifications of puerperal pyrexia were received during the year, 14 of which occurred in hospitals. Five cases were removed to hospital after notification and one was nursed at home.

All cases of puerperal fever and puerperal pyrexia are investigated by the staff of the Maternity and Child Welfare Department. The services of the Consulting Obstetrician is available to medical practitioners for consultation in the patients' homes. All necessary bacteriological examinations are carried out at the Public Health Laboratory. Hospital treatment is provided at the Burnley Joint Hospital Board's Sanatorium (Infectious Diseases Hospital) in Marsden Road. The services of the Consulting Obstetrician are utilised when necessary in the treatment of cases in hospitals. There is an arrangement with the Burnley District Nursing Association for the home nursing of cases.

The services of the Consulting Obstetrician were obtained by medical practitioners on five occasions, for the following conditions:—

Puerperal Pyrexia, due to Inflamed Dermoid Cyst	...	...	1
„ „ due to Post-partum Pyelitis ...	...	...	1
„ „ due to Pre-existing Salpingitis	...	...	1
„ „ due to Incomplete Abortion ...	...	...	2

**Ophthalmia Neonatorum.**

Sixteen cases of Ophthalmia Neonatorum were notified during 1932. Two of these occurred in hospital and two were removed to hospital for treatment.



In accordance with the arrangements for Home Nursing, the district nurses attended seven cases in their own homes. All cases nursed at home were followed-up by the Health Visitors.

The incidence of Ophthalmia Neonatorum and the results of treatment of cases during the last five years are as follows:—

	1928	1929	1930	1931	1932
Cases notified ...	6	7	17	15	16
Rate per 1,000					
registered births ...	4.0	5.0	12.7	11.6	13.7
Treated at home ...	3	6	16	11	12
Treated in hospital ...	3	1	1	4	4
Vision unimpaired ...	5	6	15	14	15
Vision impaired ...	—	—	—	—	—
Total blindness ...	—	1 eye	—	—	1
Deaths ...	1	—	—	—	—
Left town before completion of treat- ment ...	—	—	2	1	—

#### **Pemphigus Neonatorum.**

No cases were reported or discovered during 1932.

#### **Still-Births.**

Sixty-three still-births were registered during 1932, compared with sixty-nine in 1931. Investigation into still-births is carried out by the Health Visitors.

The following is a summary of the information obtained:

Still-births occurring at home ...	38
"      "      in Maternity Hospital ...	19
"      "      in Municipal Hospital ...	5
"      "      in Private Nursing Homes ...	1
	—
Total ...	63
	—

#### **SEX.**

Males ...	40
Females ...	23

#### **DURATION OF PREGNANCY.**

Full Term ...	35
Premature ...	20
Not ascertained ...	8

## AGE OF MOTHER.

Under 20 years	...	...	...	...	...	1
20—25 years	...	...	...	...	...	9
25—30	„	...	...	...	...	12
30—35	„	...	...	...	...	17
35—40	„	...	...	...	...	12
Over 40	„	...	...	...	...	4
Not ascertained	...	...	...	...	...	8

## PARTICULARS OF CASES.

Cases giving history of previous abortion or miscarriage	...	...	...	...	...	14
„ delivered by forceps	...	...	...	...	...	19
„ stated to be due to fall	...	...	...	...	...	1
„ with ante-partum hæmorrhage	...	...	...	...	...	6
„ „ toxæmia of pregnancy	...	...	...	...	...	6
„ „ placenta prævia	...	...	...	...	...	2
„ „ induction of labour	...	...	...	...	...	1
„ „ mal-presentation	...	...	...	...	...	13
Cases in which mother developed puerperal infection	...	...	...	...	...	3
„ „ died	...	...	...	...	...	2
„ „ still-births were macerated	...	...	...	...	...	10
„ born before arrival of doctor or midwife	...	...	...	...	...	1
„ in which child was deformed	...	...	...	...	...	1
No. of still-births in first pregnancies	...	...	...	...	...	21

In one case it was the 17th pregnancy (the 4th still-birth).

34 of the cases were known to have had ante-natal care.

**Children Act, 1908, Part I.** (Infant Life Protection).

The supervision of infants under the age of seven years received for nursing and maintenance for reward, is carried out by the Health Visitors. All the children were found to be well cared for.

The following return relates to the administration of Part I. of the Act during 1932.

- (a) Number of persons receiving children for reward on the Register at the end of the year ... 13
- (b) Number of children on the Register:—
  - (i) at the end of the year ... 13
  - (ii) who died during the year ... —
  - (iii) on whom inquests were held during the year ... —



- (c) Number of Infant Protection Visitors holding appointments under Section 2 (2) at the end of the year who were:—

(i) Health Visitors	...	...	...	...	...	5
(ii) Female, other than Health Visitors	...	...	...	...	...	—
(iii) Male	...	...	...	...	...	—

- (d) Number of persons (in addition to or in lieu of Visitors under (c) above) or societies authorised to visit under the proviso to Section 2 (2) ... —

- (e) Proceedings taken during the year:—

Number of Cases.—Nil.

Section of Act under which taken.—Nil.

- (f) Number of cases in which the local authority has given a sanction during the year:—

(i) Under (a) of Section 3	...	...	...	...	—
(ii) Under (b) of Section 3	...	...	...	...	—
(iii) Under (c) of Section 3	...	...	...	...	—

- (g) Number of orders obtained during the year:—

		From a Justice.	From the Local Authority.
(i) Under (a) of Section 5 (1)	...	—	—
(ii) Under (b) of Section 5 (1)	...	—	—
(iii) Under (c) of Section 5 (1)	...	—	—

### Boarded-Out Children.

All children boarded out in the town are visited and supervised by the Health Visitors. The number of children boarded out in Burnley on 31st December, 1932, was as follows:—

Burnley Public Assistance Cases	...	...	12
Lancashire County Public Assistance Cases	...	...	9
			—
Total	...	...	21
			—

### Deaths of Prematurely Born Infants.

All deaths of prematurely born infants are investigated by the Health Visitors.

29 deaths of prematurely born infants occurred. On investigation of these deaths, the following facts were elicited:—

First Pregnancies	...	...	8	Fifth Pregnancies	...	...	1
Second	„	...	8	Sixth	„	...	2
Third	„	...	4	Seventh	„	...	1
Fourth	„	...	3	Eighth	„	...	2

In 5 instances, the birth took place in the 6th month of pregnancy.

In 15 instances, the birth took place in the 7th month of pregnancy.

In 8 instances, the birth took place in the 8th month of pregnancy.

In 1 instance, no information obtained.

27 premature infants were legitimate and 2 illegitimate.

5 mothers gave a history of previous premature births.

3        „        „        „        miscarriages.

4        „        „        „        stillbirths.

4        „        „        „        twins.

In only 9 instances could a definite cause of the prematurity be elicited. Three mothers had induction of premature labour on account of Albuminuria ; one had caesarean section for contracted pelvis and placenta pævia ; one mother suffered from nephritis ; three gave a history of fall and one was syphilitic.

### Actino-therapy.

A wooden building in the grounds of Bank Hall Hospital is used as a clinic for the treatment, by means of ultra-violet light, of children of pre-school and school age. One Hanovia Duotherapy Lamp and two Mercury Vapour Lamps are installed. Two treatment sessions are held weekly, the clinic being under the direction of one of the Assistant Medical Officers.

The following are particulars of the patients treated:—  
Number treated:—

In-patients (Children's Ward, Bank Hall Hospital)	...	...	52
Out-patients: Child Welfare Cases	...	...	57
School Children	...	...	40
Pregnant and Nursing Mothers	...	...	8
			—
Total	...	...	157
			—



	I.P.	O.P.	Total
Number of cases under treatment on Jan. 1st, 1932 ... ..	10	16	26
Number of cases commenced treatment during 1932 ... ..	42	89	131
Number of cases completed treatment during 1932 ... ..	42	79	121
Number of cases under treatment on Dec. 31st, 1932 ... ..	10	26	36
Number of attendances during 1932 ... ..	1157	1795	2952
Number of sessions during 1932 ... ..	129	100	229
Average number of attendances per session in 1932 ... ..	8.9	18	26.9

Approximate time lamps in use per session:—

	Total.
Old Lamp ... .. 2 hrs. 13 mins. ... ..	115 hrs. 20 mins.
New Lamps No. I. 1 hr. ... ..	84 hrs. 35 mins.
No. II. 1 hr. 6 mins. ... ..	68 hrs. 42 mins.
No. III. 1 hr. 1 min. ... ..	79 hrs. 50 mins.

The in-patients were children of pre-school age. The out-patients were selected from infants attending the Infant Welfare Centres, school children, expectant and nursing mothers and children referred by medical practitioners.

Referred by Medical Practitioners—6 pre-school and 15 school children.

Referred from School Clinic—34 school children.

Referred from Infant Welfare Centres—42 pre-school children.

Referred from Ante-Natal clinics—8 expectant and nursing mothers.

SCHOOL CHILDREN TREATED BY ULTRA VIOLET LIGHT. (OUT-PATIENTS).

Diagnosis	New Cases	Re-maining from 1931	Total Cases under Treatment	RESULT			Re-maining under Treatment at end of 1932	PATIENTS DISCHARGED	
				Improved	I.S.Q.	Treatment discontinued		Average No. of exposures	Average total time of exposures minutes
Hemiplegia and Debility ...	—	1	1	1	—	—	—	24	228
Debility ... ..	10	1	11	4	1	1	5	26	238
Rickets ... ..	1	1	2	1	—	1	—	39	360
Anæmia ... ..	3	—	3	—	—	1	2	—	—
Tuberculous Diathesis ...	1	1	2	1	—	1	—	25	234
Alopecia ... ..	1	—	1	—	—	—	1	—	—
Herpes ... ..	1	—	1	1	—	—	—	29	238
Chron. Respiratory Disease	—	1	1	1	—	—	—	42	382
Tuberculous Adenitis ...	12	—	12	4	—	3	5	58	576
Chilblains ... ..	4	—	4	2	—	1	1	29	238
Septic Adenitis ... ..	2	—	2	1	—	1	—	27	254
	35	5	40	16	1	9	14		

PRE-SCHOOL CHILDREN TREATED BY ULTRA VIOLET LIGHT. (OUT PATIENTS).

Diagnosis	New Cases	Re-maining from 1931	Total Cases under Treatment	Improved	I.S.Q.	Treatment discontinued	Re-maining under Treatment at end of 1932	PATIENTS DISCHARGED	
								Average No. of exposures	Average total time of exposures minutes
Congenital Heart Disease	—	1	1	1	—	—	—	29	278
Rickets ... ..	7	3	10	3	—	7	—	25	219
Debility ... ..	17	5	22	9	3	7	3	27	439
Chron. Respiratory Disease	2	—	2	1	1	—	—	14	78
Anæmia ... ..	1	—	1	—	—	—	1	—	—
Tuberculous Adenitis ...	7	2	9	5	—	2	2	40	329
Septic Adenitis ... ..	2	—	2	2	—	—	—	43	349
Malnutrition ... ..	5	—	5	1	1	1	2	26	246
Mental Retardation ...	5	—	5	3	—	—	2	32	316
	46	11	57	25	5	17	10		



## IN-PATIENTS TREATED BY ULTRA VIOLET LIGHT.

Diagnosis	New Cases	Re-maining from 1931	Total Cases under Treatment	RESULT			Re-maining under Treatment at end of 1932	PATIENTS DISCHARGED	
				Improved	I.S.Q.	Treatment discontinued		Average No. of exposures	Average total time of exposures minutes
Anaemia ... ..	2	—	2	2	—	—	—	21	189
Rickets ... ..	26	3	29	23	—	—	6	53	508
Malnutrition ... ..	5	—	5	1	—	2	2	15	119
Chron. Respiratory Disease	—	1	1	1	—	—	—	9	50
Enlarged Tonsils and									
Adenoids ... ..	—	1	1	1	—	—	—	10	60
Debility ... ..	4	3	7	6	—	1	—	13	92
Incipient Tuberculosis	1	1	2	1	—	—	1	15	120
Adenitis ... ..	3	—	3	1	—	—	1	21	202
Osteomyelitis ... ..	1	—	1	1	—	—	—	32	333
Marasmus ... ..	—	1	1	1	1	—	—	21	192
	42	10	52	38	1	3	10		

### **Orthopædic Treatment.**

The Orthopædic Scheme embraces the ascertainment, examination, hospital, or other treatment and after-care of pre-school and school children suffering from crippling defects. The scheme is administered in co-operation with the Lancashire County Council, and children from Burnley and the adjacent County area attend the clinic, which is held in the School Clinic premises, Elizabeth Street. Adults suffering from tuberculous crippling defects are referred by the Clinical Tuberculosis Officer for opinion, but hospital treatment of tuberculous cases is obtained through the Tuberculosis Scheme.

During 1932, an extension of the scheme was made to cope more adequately with the work. A full-time orthopædic nurse, for the supervision and treatment of Burnley cases, took up duties in September and the orthopædic surgeon holds two sessions per month, instead of one as formerly. The County Council's orthopædic nurse continues to attend one session per week for the after-care of County cases.

This extension enables orthopædic cases to be reviewed more frequently. The nurse is now able to give massage, electrical treatment, stretchings, manipulations and remedial exercises to individual cases of crippling, in addition to taking classes in remedial exercises for children with postural defects and classes for breathing exercises for children who have had tonsils and adenoids removed. The nurse also applies splints, plasters and other appliances, and attends the Children's Ward of Bank Hall Hospital twice weekly for treatment by massage, etc., of children with rickets.

The majority of children requiring prolonged in-patient treatment are admitted to the Lancashire County Council Orthopædic Hospital at Biddulph. Occasionally cases are sent to the Ethel Hedley Hospital, Windermere. Children requiring short-periods of in-patient treatment are referred to Ancoats Hospital, Manchester, where they are under the care of the consulting Orthopædic surgeon.

Detailed statistics of the work of the Orthopædic Clinic are given on pages 33 to 44 of my report for 1932 as School Medical Officer, which is bound with this report. Particulars in respect of pre-school children, school children and tuberculous cases are given separately.



# DETAILS OF WORK OF THE HEALTH VISITORS DURING 1932.

## MATERNITY AND CHILD WELFARE.

Visits to newly born infants ...	1,170							
Re-visits—1st year ... ..	5,406							
2nd „ ... ..	2,638							
3rd „ ... ..	2,526							
4th „ ... ..	2,177							
5th „ ... ..	1,730							
Visits to:—								15,647
Ophthalmia Neonatorum (16 cases) ... ..								60
Diarrhoea (8 cases) ... ..								12
Measles cases ... ..								17
Whooping Cough (62 cases) ... ..								74
Infantile deaths ... ..								88
Stillbirths ... ..								55
Puerperal Fever and Pyrexia cases ... ..								16
Midwives ... ..								63
Ante-Natal cases (re admission to Maternity Hospital) ...								647
Post-Natal cases ... ..								1325
Under Children Act Infant Life Protection ... ..								37
Number of Sessions at the Infant Welfare Centres ... ..								249
Number of Attendances at the Centres by the Health Visitors ...								321

## TUBERCULOSIS.


Number of Sessions held at the Dispensary (Day, 297 ; Evening, 49)	346
Visits to Tuberculous cases :	
Notification under Tuberculosis Regulations ... ..	180
For Dispensary purposes, ... ..	1,941
	2,121
Patients' Attendances at Dispensary (Tuberculosis, 3,041 ; other, 779)	3,820

## SCHOOL MEDICAL SERVICE.

Number of days on which the School Clinic was open ... ..	302
Number of attendances at Clinic ... ..	44,914
Number of visits paid to School Children's homes ... ..	4,765
Special Visits to Schools for Cleanliness Inspection ... ..	66
Number of children examined ... ..	23,847

## PUBLIC ASSISTANCE.

Visits to Boarded-out Children ... ..	167
---------------------------------------	-----





## APPENDICES.

APPENDIX 1:	PAGES
Table 1—Registrar-General's Short list Classification of deaths	154
„ 2—Showing in detail causes of death for the year 1932...	156
„ 3—Vital Statistics of the whole district during 1932 and previous years ... ..	164
„ 4—Distribution of the Notifiable Infectious Diseases during 1932 ... ..	165
„ 5—Seasonal prevalence of the Infectious Diseases notified in 1932 ... ..	166
„ 6—Number of notifications of Infectious Disease, 1914—1932 ... ..	167
„ 7—Notifiable Infectious Diseases, cases notified, and deaths in age groups during 1932 ... ..	168
„ 8—Birth-rate, Death-rate, Infantile Death-rate and Death-rate from various Infectious Diseases of some of the large towns, as shown by the returns of the Registrar-General ... ..	170
„ 9—Vital Statistics for the Twelve Wards ... ..	171
„ 10—Showing Birth-rates, Mortality Rates from all causes, from Tuberculosis of the Lungs, Respiratory Diseases and Malignant Diseases, together with Infantile Mort- ality per 1,000 Births, and Infantile Diarrhoea Death- rate per 1,000 Births, from 1882 to 1932 ... ..	172
„ 11—Comparative Statement of Vital Statistics ... ..	173
APPENDIX 2—Meteorology ... ..	174
APPENDIX 3—Bank Hall Maternity and Children's Hospital ...	177
APPENDIX 4—Municipal Hospital ... ..	183
APPENDIX 5—Extract from Report of Medical Officer of the Burnley Joint Hospital Board ... ..	188
APPENDIX 6—Housing, Particulars of Inspections ... ..	189
APPENDIX 7—Police Court Proceedings during 1932 ... ..	196
APPENDIX 8—Table showing Medical Examinations made for various Committees and the Ministry of Pensions ...	197
APPENDIX 9—Annual Returns to Ministry of Health ... ..	198

TABLE 1.

**REGISTRAR GENERAL'S SHORT LIST.**  
**CLASSIFICATION OF CAUSES OF DEATH AT DIFFERENT PERIODS OF LIFE IN THE**  
**COUNTY BOROUGH OF BURNLEY DURING 1932.**

Deaths under 1 Year:—

Legit.    Illegit.

M    53        4

F    42        2

Causes of Death.	Sex.	All Ages.	0—	1—	2—	5—	15—	25—	35—	45—	55—	65—	75—
ALL CAUSES ... ..	M	629	57	3	9	15	22	30	23	61	132	177	100
	F	634	44	9	6	13	22	24	43	86	116	151	120
1 Typhoid and Paratyphoid	M	—	—	—	—	—	—	—	—	—	—	—	—
Fevers ... ..	F	—	—	—	—	—	—	—	—	—	—	—	—
2 Measles ... ..	M	—	—	—	—	—	—	—	—	—	—	—	—
	F	—	—	—	—	—	—	—	—	—	—	—	—
3 Scarlet Fever ... ..	M	—	—	—	—	—	—	—	—	—	—	—	—
	F	—	—	—	—	—	—	—	—	—	—	—	—
4 Whooping Cough ... ..	M	—	—	—	—	—	—	—	—	—	—	—	—
	F	2	1	—	1	—	—	—	—	—	—	—	—
5 Diphtheria ... ..	M	5	—	—	1	4	—	—	—	—	—	—	—
	F	5	—	1	—	3	1	—	—	—	—	—	—
6 Influenza ... ..	M	10	—	1	—	1	—	1	—	1	2	1	3
	F	17	1	—	—	—	1	—	—	3	2	2	8
7 Encephalitis Lethargica ... ..	M	1	—	—	—	—	—	1	—	—	—	—	—
	F	2	—	—	—	—	1	—	—	1	—	—	—
8 Cerebro-spinal Fever ... ..	M	3	—	—	2	—	1	—	—	—	—	—	—
	F	1	—	—	—	1	—	—	—	—	—	—	—
9 Tuberculosis of Respiratory	M	38	—	—	—	—	6	12	4	9	6	1	—
System ... ..	F	31	—	—	—	—	8	5	9	6	3	—	—
10 Other Tuberculosis Diseases ...	M	9	1	—	—	2	3	1	1	—	—	1	—
	F	17	—	3	—	1	3	3	1	2	1	2	1
11 Syphilis ... ..	M	4	2	—	—	—	—	1	—	—	—	1	—
	F	2	1	—	—	—	—	—	—	1	—	—	—
12 General Paralysis of the	M	6	—	—	—	—	—	—	1	1	4	—	—
Insane, Tabes Dorsalis ...	F	—	—	—	—	—	—	—	—	—	—	—	—
13 Cancer, Malignant Disease ...	M	60	—	—	—	—	—	1	2	8	23	23	3
	F	73	—	—	—	—	—	1	1	20	24	18	9
14 Diabetes ... ..	M	8	—	—	—	—	—	—	—	—	3	2	3
	F	13	—	—	—	—	—	—	2	1	4	5	1
15 Cerebral Hæmorrhage, etc. ...	M	22	—	—	—	—	—	—	—	4	5	13	—
	F	32	—	—	—	—	—	—	—	5	10	12	5
16 Heart Disease ... ..	M	182	—	—	—	—	3	4	2	15	42	70	46
	F	193	—	—	—	—	3	2	9	23	37	61	58
17 Aneurysm ... ..	M	1	—	—	—	—	—	—	—	—	1	—	—
	F	3	—	—	—	1	—	—	—	—	—	2	—
18 Other Circulatory Diseases ...	M	43	—	—	—	—	—	—	—	2	12	16	13
	F	27	—	—	—	—	—	—	—	1	8	6	12



## APPENDIX I.

CAUSES OF DEATH AT DIFFERENT PERIODS OF LIFE IN THE COUNTY BOROUGH  
OF BURNLEY.—(Continued).

[illegible]

APPENDIX 1.

TABLE 2.

[illegible]







TABLE 2—CONTINUED.

	Total.	Males.	Females.	Under 1	1-2	2-5	5-15	15-25	25-45	45-65	65-75
				M F	M F	M F	M F	M F	M F	M F	M F
Diabetes ... ..	20	7	13	- -	- -	- -	- -	- -	- 2	3 5	2 5
Diseases of the Thyroid and Parathyroid Glands ... ..	2	-	2	- -	- -	- -	- -	- -	- -	- 1	- 1
Diseases of the Thymus ... ..	2	1	1	- -	- -	- -	1 1	- -	- -	- -	- -
Diseases of the Blood and Blood- Forming Organs:—											
Hæmorrhagic Conditions... ..	2	1	1	- -	- -	- -	- -	- -	- -	1 1	- -
Anæmia, Chlorosis ... ..	11	5	6	- -	- -	- -	- -	- -	- 1	4 2	1 2
Leukæmia Aleukæmia ... ..	1	1	-	- -	- -	- -	- -	- -	1 -	- -	- -
Diseases of the Nervous System and Sense Organs:—											
Encephalitis ... ..	2	1	1	- -	- -	- -	- -	- -	- 1	1 -	- -
Meningitis ... ..	5	2	3	1 1	- -	- -	- 1	1 -	- -	- 1	- -
Tabes Dorsalis (Locomotor Ataxy)	2	2	-	- -	- -	- -	- -	- -	- -	2 -	- -
Other Diseases of the Spinal Cord	1	1	-	- -	- -	- -	- -	- -	- -	1 -	- -
Cerebral Hæmorrhage, Apoplexy, etc. ... ..	53	24	29	- -	- -	- -	- 1	- -	1 -	12 13	11 9
General Paralysis of the Insane ...	2	2	-	- -	- -	- -	- -	- -	- -	2 -	- -
Other Forms of Insanity ... ..	1	-	1	- -	- -	- -	- -	- -	- -	- 1	- -
Epilepsy ... ..	7	4	3	- -	- -	- -	- -	1 -	1 2	1 1	1 -
Infantile Convulsions (Under 5 years of Age) ... ..	4	3	1	3 -	- 1	- -	- -	- -	- -	- -	- -
Other Diseases of the Nervous System ... ..	3	1	2	- -	- -	- -	- 1	- -	1 1	- -	- -
Diseases of the Ear and of the Mastoid Sinus ... ..	2	1	1	- -	- -	- -	- -	- 1	1 -	- -	- -
Diseases of the Circulatory System:—											
Pericarditis ... ..	2	1	1	- -	- -	- -	- -	1 -	- -	- 1	- -
Acute Endocarditis ... ..	3	1	2	- -	- -	- -	- -	- 1	- -	1 -	- 1
Chronic Endocarditis, Valvular Disease ... ..	88	32	56	- -	- -	- -	- -	3 1	5 5	13 28	9 19
Diseases of the Myocardium ... ..	238	128	110	- -	- -	- -	- -	- -	2 4	32 22	53 37
Diseases of the Coronary Arteries, Angina Pectoris ... ..	18	14	4	- -	- -	- -	- -	- -	- -	6 1	7 1
Other Diseases of the Heart ... ..	34	14	20	- -	- -	- -	- -	- 1	- 1	6 10	4 6
Aneurysm ... ..	3	1	2	- -	- -	- -	- -	- -	- -	1 -	- 2
Arterio-Sclerosis ... ..	67	40	27	- -	- -	- -	- -	- -	- -	13 8	14 8
Gangrene ... ..	5	4	1	- -	- -	- -	- -	- -	- -	1 -	1 -
Other Diseases of the Arteries ...	2	1	1	- -	- -	- -	- -	- -	- -	1 1	- -
Diseases of the Veins (Varix Hæmorrhoids, Phlebitis, etc.)...	1	-	1	- -	- -	- -	- -	- -	- -	- 1	- -
Abnormalities of Blood Pressure	3	3	-	- -	- -	- -	- -	- -	1 -	1 -	1 -
Other Diseases of the Circulatory System ... ..	1	-	1	- -	- -	- -	- -	- -	- -	- -	- -
Diseases of the Respiratory System:—											
Diseases of the Larynx ... ..	1	1	-	- -	- -	- -	- -	- -	- -	- -	1 -
Bronchitis ... ..	42	15	27	1 4	- 1	1 -	- -	- -	- -	3 8	6 7
Broncho-Pneumonia ... ..	29	17	12	9 2	- 2	4 1	- 2	- -	1 1	- 3	3 1



## Showing Causes of Death for the Year 1932.

75 and over		St. Andrew's	Daneshouse	Stoneyholme	St. Peter's	St. Paul's	Fulledge	Burnley Wd.	Healey	Trinity	Whittlefield	Gannow	Lowerhouse	*Munic. Hos.	*Victoria Hos.	*B'k Hall Hs.	*Sanatorium	
M	F																	
2	1	3	-	-	1	1	3	3	2	1	1	1	4	2	4	-	-	Diabetes
-	-	-	-	-	-	-	-	1	-	1	-	-	-	-	-	-	-	Diseases of the Thyroid and Parathyroid Glands
-	-	1	-	-	-	-	-	-	-	-	1	-	-	-	-	-	1	Diseases of the Thymus
-	-	-	-	-	-	-	-	-	-	-	-	-	-	-	-	-	-	Diseases of the Blood and Blood-Forming Organs
-	-	1	-	-	1	-	-	-	-	-	-	-	-	-	-	-	-	Hæmorrhagic Conditions
-	1	1	1	-	-	1	2	-	-	1	-	-	5	-	1	-	-	Anæmia, Chlorosis
-	-	1	-	-	-	-	-	-	-	-	-	-	-	-	-	-	-	Leukæmia Aleukæmia
-	-	-	-	-	-	-	-	-	-	-	-	-	-	-	-	-	-	Diseases of the Nervous System and Sense Organs
-	-	-	-	-	-	-	-	-	1	1	-	-	-	-	-	-	-	Encephalitis
-	-	-	1	-	-	-	-	-	1	-	1	2	-	-	-	-	-	Meningitis ...
-	-	-	1	-	-	-	-	-	-	1	-	-	-	1	1	-	-	Tabes Dorsalis (Locomotor Ataxy)
-	-	-	-	-	-	1	-	-	-	-	-	-	-	-	-	-	-	Other Diseases of the Spinal Cord
-	-	-	-	-	-	-	-	-	-	-	-	-	-	-	-	-	-	Cerebral Hæmorrhage,
-	6	3	4	8	2	4	2	8	2	6	1	5	8	2	3	-	-	Apoplexy, etc.
-	-	-	-	-	-	-	-	1	-	-	1	-	-	-	-	-	-	General Paralysis of the Insane
-	-	-	-	-	-	-	-	-	-	1	-	-	-	-	-	-	-	Other Forms of Insanity
-	-	1	2	-	1	-	1	-	-	2	-	-	-	1	-	-	-	Epilepsy
-	-	-	-	-	-	-	-	-	-	-	-	-	-	-	-	-	-	Infantile Convulsions (Under 5 years of Age)
-	-	-	-	-	-	1	2	-	-	-	-	1	-	-	-	1	-	Other Diseases of the Nervous System
-	-	-	-	-	-	-	-	-	1	-	2	-	-	-	-	-	-	Diseases of the Ear and of the Mastoid Sinus
-	-	-	1	1	-	-	-	-	-	-	-	-	-	-	2	-	-	Diseases of the Circulatory System:—
-	-	1	-	-	-	-	1	-	-	-	-	-	-	-	-	-	-	Pericarditis
-	-	-	-	-	-	-	-	-	1	-	-	1	1	-	-	-	-	Acute Endocarditis
-	-	-	-	-	-	-	-	-	-	-	-	-	-	-	-	-	-	Chronic Endocarditis, Valvular
2	3	14	2	3	5	8	11	13	6	7	5	8	6	25	1	-	-	Disease
41	47	27	14	5	23	18	26	26	20	21	14	20	24	97	1	-	1	Diseases of the Myocardium
-	-	-	-	-	-	-	-	-	-	-	-	-	-	-	-	-	-	Diseases of the Coronary Arteries,
1	2	2	-	1	-	-	3	2	5	1	-	1	3	-	-	-	-	Angina Pectoris
4	2	10	11	2	-	1	-	1	2	1	4	-	2	-	1	-	-	Other Diseases of the Heart
-	-	1	-	-	-	-	-	-	1	1	-	-	-	1	-	-	-	Aneurysm
13	11	7	5	3	5	3	8	3	8	2	4	6	13	19	-	-	-	Arterio-Sclerosis
2	1	-	-	-	1	-	2	-	-	-	-	2	-	3	1	-	-	Gangrene
-	-	1	-	-	-	-	-	-	-	-	-	-	1	-	-	-	-	Other Diseases of the Arteries
-	-	-	-	-	-	-	-	-	-	-	-	-	-	-	-	-	-	Diseases of the Veins (Varix
-	-	1	-	-	-	-	-	-	-	-	-	-	-	-	-	-	-	Hæmorrhoids, Phlebitis, etc.)
-	-	1	-	-	-	-	-	1	-	-	-	-	1	-	-	-	-	Abnormalities of Blood Pressure
-	1	-	1	-	-	-	-	-	-	-	-	-	-	-	-	-	-	Other Diseases of the Circulatory System
-	-	-	-	-	-	-	-	-	-	-	-	-	-	-	-	-	-	Diseases of the Respiratory System:—
-	-	-	-	-	-	-	-	-	-	-	1	-	-	-	-	-	-	Diseases of the Larynx
4	7	8	2	1	3	1	5	7	2	3	1	4	5	1	-	1	-	Bronchitis
-	-	6	1	2	1	2	2	4	1	2	1	3	4	1	2	3	1	Broncho-Pneumonia



TABLE 2—CONTINUED.

	Total.	Males.	Females.	Under 1	1-2	2-5	5-15	15-25	25-45	45-65	65-75
				M F	M F	M F	M F	M F	M F	M F	M F
Lobar-Pneumonia ...	16	7	9	1 -	- -	- -	2 1	- -	2 3	1 2	1 2
Pneumonia (Not otherwise defined) ...	7	4	3	- 1	- -	- 1	1 -	1 -	- 1	1 -	1 -
Pleurisy ...	3	1	2	- -	- -	- -	- -	- -	- -	1 1	- -
Congestion and Hæmorrhagic Infarct of Lung, etc. ...	5	1	4	- -	- -	- -	- -	- -	- 1	- 1	1 -
Asthma ...	1	1	-	- -	- -	- -	- -	- -	- -	1 -	- -
Diseases of the Digestive System:—											
Diseases of the Buccal Cavity,											
Pharynx, etc. ...	3	1	2	- 1	- -	- -	1 1	- -	- -	- -	- -
Ulcer of the Stomach or duodenum	7	4	3	- -	- -	- -	- -	- -	2 1	1 1	1 1
Other Diseases of the Stomach	8	6	2	2 -	- -	- -	- -	- -	- -	3 1	1 1
Diarrhœa and Enteritis ...	6	4	2	3 1	- -	- 1	- -	- -	- -	- -	- -
Appendicitis ...	7	5	2	- -	- -	- -	1 -	- -	1 -	2 1	- 1
Hernia, Intestinal Obstruction ...	12	7	5	- -	- -	- -	1 -	1 -	1 2	1 2	1 -
Other Diseases of the Intestines	2	-	2	- -	- -	- -	- -	- -	- -	- -	- 2
Cirrhosis of the Liver ...	3	3	-	- -	- -	- -	- -	- -	- -	1 -	2 -
Biliary Calculi ...	5	1	4	- -	- -	- -	- -	- -	- 1	- 1	- 2
Other Diseases of the Gall Bladder and Ducts ...	3	-	3	- -	- -	- -	- -	- -	- 1	- 1	- 1
Diseases of the Pancreas ...	1	-	1	- -	- -	- -	- -	- -	- -	- 1	- -
Non-Venereal Diseases of the Genito-Urinary System and Annexa:—											
Acute Nephritis ...	4	3	1	- -	- -	- -	1 -	- -	- -	1 1	1 -
Chronic Nephritis ...	47	22	25	- -	- -	- -	- -	1 -	2 3	8 10	9 8
Nephritis not stated to be Acute or Chronic ...	3	2	1	- -	- -	- -	- -	- -	- -	- -	1 1
Other Diseases of the Kidney and Annexa ...	3	1	2	- -	- -	- -	- -	- 1	- 1	- -	- -
Diseases of the Bladder ...	2	-	2	- -	- -	- -	- -	- -	- 1	- -	- 1
Diseases of the Prostate ...	2	2	-	- -	- -	- -	- -	- -	- -	1 -	- -
Diseases of the Female Genital Organs ...	2	-	2	- -	- -	- -	- -	- -	- 2	- -	- -
Diseases of Pregnancy, Childbirth and the Puerperal State:—											
Post-Abortive Sepsis ...	1	-	1	- -	- -	- -	- -	- -	- 1	- -	- -
Puerperal Sepsis ...	1	-	1	- -	- -	- -	- -	- 1	- -	- -	- -
Puerperal Albuminuria and Convulsions ...	1	-	1	- -	- -	- -	- -	- -	- 1	- -	- -
Puerperal Phlegmasia Alba Dolens, Embolism and Sudden Death	1	-	1	- -	- -	- -	- -	- -	- 1	- -	- -
Other Accidents of Childbirth ...	4	-	4	- -	- -	- -	- -	- 1	- 3	- -	- -
Diseases of the Skin, and Cellular Tissue:—											
Carbuncle, Boil ...	3	1	2	- -	- -	- -	- -	- -	- -	1 -	- 2
Cellulitis, Acute Abscess ...	1	1	-	- -	- -	- -	- -	- -	- -	- -	1 -
Other Diseases of the Skin and its Annexa ...	2	1	1	1 -	- -	- 1	- -	- -	- -	- -	- -



## Showing Causes of Death for the Year 1932.

75 and over		St. Andrew's	Daneshouse	Stoneyholme	St. Peter's	St. Paul's	Fulledge	Barnley Wd.	Healey	Trinity	Whittlefield	Gannow	Lowerhouse	*Munic. Hos.	*Victoria Hos.	*B'k Hall Hs.	*Sanatorium	
M	F																	
-	1	-	2	1	1	-	3	1	2	1	2	1	2	1	3	1	-	Lobar-Pneumonia
-	-	1	-	1	-	-	1	-	1	-	2	1	-	2	2	-	-	Pneumonia (Not otherwise defined)
-	1	-	-	1	-	-	-	-	1	1	-	-	-	-	1	-	-	Pleurisy
-	2	1	-	-	-	-	-	2	-	-	-	1	1	-	2	-	-	Congestion and Hæmorrhagic Infarct of Lung, etc.
-	-	-	-	-	-	-	1	-	-	-	-	-	-	-	-	-	-	Asthma
Diseases of the Digestive System:—																		
-	-	-	-	-	1	-	1	-	-	-	-	1	-	-	1	-	-	Diseases of the Buccal Cavity, Pharynx, etc.
-	-	1	-	-	-	-	3	1	-	-	1	-	1	2	3	-	-	Ulcer of the Stomach or duodenum
-	-	1	1	-	2	-	1	1	-	1	-	1	-	1	1	-	-	Other Diseases of the Stomach
1	-	1	1	-	-	-	1	-	-	-	3	-	-	-	-	3	-	Diarrhoea and Enteritis
1	-	1	-	1	-	-	1	-	-	3	-	1	-	-	5	-	-	Appendicitis
2	1	1	1	1	-	1	2	2	1	-	1	2	3	4	-	-	-	Hernia, Intestinal Obstruction
-	-	-	-	-	-	-	1	1	-	-	-	-	-	-	-	-	-	Other Diseases of the Intestines
-	-	1	1	-	-	-	-	-	-	-	-	1	-	1	-	-	-	Cirrhosis of the Liver
1	-	-	-	-	1	2	1	-	-	-	-	1	2	-	-	-	-	Biliary Calculi
-	-	2	-	-	-	-	1	-	-	-	-	-	-	-	2	-	-	Other Diseases of the Gall Bladder and Ducts
-	-	-	-	-	-	-	-	1	-	-	-	-	-	-	-	-	-	Diseases of the Pancreas
Non-Venereal Diseases of the Genito-Urinary System and Annexa:—																		
-	-	-	-	1	-	-	-	1	2	-	-	-	-	-	1	-	1	Acute Nephritis
2	4	9	3	3	3	2	4	3	7	3	2	5	3	11	2	-	-	Chronic Nephritis
1	-	1	-	-	-	-	1	-	1	-	-	-	-	-	1	-	-	Nephritis not stated to be Acute or Chronic
1	-	-	-	-	-	1	-	-	1	1	-	-	-	-	1	1	-	Other Diseases of the Kidney and Annexa
-	-	-	1	-	-	-	-	1	-	-	-	-	-	-	1	-	-	Diseases of the Bladder
1	-	-	1	-	1	-	-	-	-	-	-	-	-	1	1	-	-	Diseases of the Prostate
-	-	2	-	-	-	-	-	-	-	-	-	-	-	2	-	-	-	Diseases of the Female Genital Organs
Diseases of Pregnancy, Childbirth and the Puerperal State:—																		
-	-	-	-	1	-	-	-	-	-	-	-	-	-	1	-	-	-	Post-Abortive Sepsis
-	-	-	-	-	-	-	-	-	-	1	-	-	-	1	-	-	-	Puerperal Sepsis
-	-	-	-	1	-	-	-	-	-	-	-	-	-	-	-	1	-	Puerperal Albuminuria and Convulsions
-	-	-	-	-	-	-	-	-	-	1	-	-	-	-	-	-	-	Puerperal Phlegmasia Alba Dolens, Embolism and Sudden Death
-	-	-	-	-	-	-	1	-	1	1	-	1	-	1	1	1	-	Other Accidents of Childbirth
Diseases of the Skin, and Cellular Tissue:—																		
-	-	-	1	-	1	-	-	-	-	1	-	-	-	3	-	-	-	Carbuncle, Boil
-	-	-	1	-	-	-	-	-	-	-	-	-	-	-	1	-	-	Cellulitis, Acute Abscess
-	-	-	-	-	1	-	1	-	-	-	-	-	-	-	-	2	-	Other Diseases of the Skin and its Annexa

TABLE 2—CONTINUED.

	Total.	Males.	Females.	Under 1		1-2		2-5		5-15		15-25		25-45		45-65		65-75	
				M	F	M	F	M	F	M	F	M	F	M	F	M	F	M	F
Congenital Malformations ... ..	10	5	5	3	4	2	-	-	-	-	1	-	-	-	-	-	-	-	-
Diseases of Early Infancy:—																			
Congenital Debility ... ..	7	2	5	2	5	-	-	-	-	-	-	-	-	-	-	-	-	-	-
Premature Birth ... ..	29	14	15	14	15	-	-	-	-	-	-	-	-	-	-	-	-	-	-
Injury at Birth ... ..	5	4	1	4	1	-	-	-	-	-	-	-	-	-	-	-	-	-	-
Other Diseases peculiar to Early Infancy ... ..	16	10	6	10	6	-	-	-	-	-	-	-	-	-	-	-	-	-	-
Old Age ... ..	30	19	11	-	-	-	-	-	-	-	-	-	-	-	-	-	1	5	4
Deaths from Violence:—																			
Suicide by Solid or Liquid Poisons and Corrosive Substances ...	2	1	1	-	-	-	-	-	-	-	-	-	-	-	1	1	-	-	-
Suicide by Poisonous Gas ... ..	10	6	4	-	-	-	-	-	-	-	-	-	-	2	1	2	3	2	-
Suicide by Drowning ... ..	7	6	1	-	-	-	-	-	-	-	-	-	-	1	1	3	-	2	-
Suicide by Cutting or Piercing Instruments ... ..	3	3	-	-	-	-	-	-	-	-	-	-	-	-	-	1	-	2	-
Suicide by Other Means ... ..	1	-	1	-	-	-	-	-	-	-	-	-	-	-	1	-	-	-	-
Accidental Burns (Conflagration Excepted) ... ..	5	1	4	-	-	-	1	-	-	-	-	-	-	-	1	-	-	1	2
Accidental Drowning ... ..	2	2	-	-	-	-	-	1	-	-	-	-	-	1	-	-	-	-	-
Accidental Injury by Fall, Crushing, etc. ... ..	18	9	9	-	-	-	-	-	-	-	1	2	1	2	1	3	3	1	2
TOTAL ... ..	1264	629	635	57	-	3	-	9	-	15	-	22	-	53	-	192	-	178	-
				-	44	-	9	-	6	-	13	-	22	-	67	-	203	-	152

\* The deaths in Institutions are also included in



## Showing Causes of Death for the Year 1932.

75 and over		St. Andrew's	Daneshouse	Stoneyholme	St. Peter's	St. Paul's	Fulledge	Burnley Wd.	Healey	Trinity	Whittlefield	Gannow	Lowerhouse	*Munic. Hos.	*Vic'ria Hos.	*B'kHallHos	*Sanatorium	
M	F																	
-	-	1	1	-	2	-	-	-	1	1	-	1	3	-	1	1	-	Congenital Malformations:—
-	-	1	-	-	1	1	1	-	-	-	1	2	-	-	-	3	-	Diseases of Early Infancy:—
-	-	1	4	1	4	2	2	3	4	4	1	2	1	6	1	11	-	Congenital Debility
-	-	2	1	-	-	-	1	1	-	-	-	-	-	-	-	1	-	Premature Birth
-	-	2	2	1	-	2	1	2	-	-	-	3	3	2	-	5	-	Injury at Birth
-	-	2	2	1	-	2	1	2	-	-	-	3	3	2	-	5	-	Other Diseases peculiar to Early Infancy
14	6	10	6	2	-	-	3	1	-	1	2	-	5	2	-	-	-	Old Age
-	-	1	1	-	-	-	-	-	-	-	-	-	-	1	-	-	-	Deaths from Violence:—
-	-	-	1	-	1	1	4	1	-	1	-	1	-	1	-	-	-	Suicide by Solid or Liquid Poisons and Corrosive Substances
-	-	2	1	1	-	-	1	1	1	-	-	-	-	-	-	-	-	Suicide by Poisonous Gas
-	-	1	-	-	-	-	-	-	-	-	1	1	-	2	-	-	-	Suicide by Drowning
-	-	-	-	-	-	-	1	-	-	-	-	-	-	-	1	-	-	Suicide by Cutting or Piercing Instruments
-	-	1	1	-	-	-	-	2	-	-	-	-	1	1	4	-	-	Suicide by Other Means
-	-	-	1	-	1	-	-	-	-	-	-	-	-	-	-	-	-	Accidental Burns (Conflagration Excepted)
1	1	3	1	3	-	2	2	2	2	1	-	2	-	2	7	-	-	Accidental Drowning
100	-																	Accidental Injury by Fall, Crushing, etc.
-	119	169	102	63	87	80	130	124	101	95	70	109	134	258	99	37	19	

the Wards in which the person usually resided.

TABLE 3.

APPENDIX I.

## VITAL STATISTICS OF WHOLE DISTRICT DURING 1932 AND PREVIOUS YEARS.

Year	R.G's Population estimated to Middle of each year	Live Births.			Total Deaths Registered in the District.		Transferable Deaths.		Nett Deaths belonging to the District.			
		Uncorrected Number	Nett		Number.	Rate	Non-residents registered in the District.	Residents not registered in the District.	Under 1 Year of Age		At all Ages	
			Number	Rate.					Numb'r	Rate per 1,000 Nett Births	Numb'r	Rate
1922	105,100	1978	1956	18.6	1767	16.8	200	52	223	114	1619	15.4
1923	104,800	1829	1824	17.4	1529	14.6	178	52	187	103	1403	13.4
1924	103,400	1733	1701	16.4	1651	16.0	171	48	215	126	1528	14.8
1925	102,300	1663	1639	16.0	1648	16.1	209	71	178	109	1510	14.8
1926	99,600	1607	1600	16.1	1449	14.5	199	62	138	86	1312	13.2
1927	99,270	1509	1507	15.2	1708	17.1	232	53	166	110	1529	15.4
1928	100,700	1520	1501	15.0	1513	15.1	223	55	119	79	1345	13.3
1929	100,200	1425	1403	14.0	1690	16.8	240	57	147	104	1507	15.0
1930	100,200	1336	1338	13.35	1446	14.4	235	63	101	75	1274	12.7
1931	99,180	1333	1292	13.03	1616	16.3	268	63	111	86	1411	14.2
Average 10 years	101,475	1593	1576	15.50	1602	15.8	215	58	159	99.2	1444	14.2
1932	97,210	1184	1169	12.0	1447	14.9	253	70	101	86.4	1264	13.0



TABLE 4.—Distribution of the Notifiable Infectious Diseases during 1932.

NOTIFIABLE DISEASES.	TOTAL CASES NOTIFIED IN EACH WARD.																
	St. Andrew's	Daneshouse	Stoneyholme	St. Peter's	St. Paul's	Fulledge	Burnley Wood	Healey	Trinity	Whittlefield	Gannow	Lowerhouse	Municipal Hospital	Victoria Hospital	Bank Hall	Sanatorium	TOTAL
Small Pox ... ..	—	—	—	—	—	—	—	—	—	—	—	—	—	—	—	—	—
Cholera ... ..	—	—	—	—	—	—	—	—	—	—	—	—	—	—	—	—	—
Diphtheria (including Membranous Croup) ...	9	3	2	8	8	6	9	6	5	6	10	10	2	2	—	—	86
Erysipelas ... ..	1	3	1	2	2	9	4	6	6	3	3	2	7	—	—	—	49
Scarlet Fever ... ..	11	14	9	8	17	17	11	18	10	11	21	22	4	5	—	—	178
Enteric Fever ... ..	1	1	—	—	—	—	—	—	1	—	1	—	—	—	—	—	4
Typhus Fever ... ..	—	—	—	—	—	—	—	—	—	—	—	—	—	—	—	—	—
Relapsing Fever ... ..	—	—	—	—	—	—	—	—	—	—	—	—	—	—	—	—	—
Continued Fever ... ..	—	—	—	—	—	—	—	—	—	—	—	—	—	—	—	—	—
Puerperal Fever ... ..	—	—	—	—	—	—	1	—	—	—	1	—	1	—	1	—	4
Puerperal Pyrexia ... ..	1	2	—	—	—	—	1	—	—	—	2	2	1	—	11	—	20
Cerebro-Spinal Meningitis ... ..	—	—	—	—	—	—	—	1	1	—	—	—	—	2	—	—	4
Ophthalmia Neonatorum ... ..	1	2	1	1	4	1	—	—	—	1	2	1	—	—	2	—	16
Primary Pneumonia ... ..	21	9	5	9	11	13	12	16	13	11	19	17	23	15	1	—	195
Influenzal Pneumonia ... ..	1	—	3	2	1	—	2	—	—	1	—	4	15	—	2	—	31
Acute Polio-Encephalitis ... ..	—	—	—	—	1	—	—	—	—	—	—	—	—	—	—	—	1
Dysentery ... ..	—	—	—	—	—	—	—	—	—	—	—	—	—	—	—	—	—
Encephalitis Lethargica ... ..	—	—	—	—	—	—	—	—	—	—	—	—	3	1	—	—	4
Acute Poliomyelitis ... ..	—	—	—	—	—	—	—	—	—	—	—	—	—	1	—	—	1
Measles ... ..	123	91	14	3	8	11	11	18	9	4	13	5	—	—	1	—	311
German Measles ... ..	2	1	1	—	1	2	6	6	4	—	4	—	—	—	—	—	27
Tuberculosis of Lungs† ... ..	15	4	3	5	4	13	12	8	4	3	12	16	12	4	—	—	115
Other Forms of Tuberculosis† ... ..	2	3	1	4	—	4	3	3	2	2	3	3	8	17	1	1	57
TOTALS ... ..	188	133	40	42	57	76	72	82	55	42	91	82	76	47	19	1	1103

†Primary Notifications.

TABLE 5.

Seasonal prevalence of the Infectious Diseases notified in 1932.

DISEASE.	Jan.	Feb.	Mar.	Apr.	May	June	July	Aug.	Sept.	Oct.	Nov.	Dec.	Total
Diphtheria and Membranous Croup ...	3	4	12	10	7	4	12	5	12	7	5	5	86
Erysipelas ...	7	2	6	5	4	3	6	1	3	6	3	3	49
Scarlet Fever ...	10	12	14	17	14	14	9	10	4	20	20	34	178
Enteric Fever ...	—	—	—	—	—	1	—	2	—	1	—	—	4
Puerperal Fever ..	—	2	—	—	—	—	—	—	—	1	—	1	4
Puerperal Pyrexia	1	2	—	2	1	1	—	3	3	2	1	4	20
Ophthalmia Neonatorum ...	3	2	1	3	1	1	—	1	2	1	—	1	16
Primary Pneumonia ...	8	28	31	24	11	14	15	11	8	10	17	18	195
Influenzal Pneumonia ...	3	4	—	7	—	5	1	—	—	2	4	5	31
Acute Poliomyelitis	—	—	—	—	—	1	—	—	—	—	—	—	1
Encephalitis Lethargica ...	1	—	—	1	—	1	1	—	—	—	—	—	4
Cerebro-Spinal Meningitis ...	—	—	—	1	1	1	1	—	—	—	—	—	4
Measles ...	4	2	—	6	11	10	36	6	2	28	93	113	311
German Measles...	—	1	3	4	1	7	7	—	1	1	1	1	27
Tuberculosis of Lungs ...	6	12	9	20	10	8	12	5	8	10	10	5	115
Other forms of Tuberculosis ...	5	5	2	8	5	7	6	2	1	4	6	6	57
Malaria ...	—	—	—	—	—	—	—	—	—	—	—	—	—
Dysentery ...	—	—	—	—	—	—	—	—	—	—	—	—	—
Acute Polio-Encephalitis ...	—	—	—	—	1	—	—	—	—	—	—	—	1
TOTALS ...	51	76	78	108	67	78	106	46	44	93	160	196	1103



TABLE 6.

Number of Notifications of Infectious Diseases, 1914-1932.

DISEASE.	1914	1915	1916	1917	1918	1919	1920	1921	1922	1923	1924	1925	1926	1927	1928	1929	1930	1931	1932
Small Pox ...	—	—	—	—	—	—	—	—	—	—	—	—	2	41	181	1	—	—	—
Cholera ...	—	—	—	—	—	—	—	—	—	—	—	—	—	—	—	—	—	—	—
Diphtheria, including	—	—	—	—	—	—	—	—	—	—	—	—	—	—	—	—	—	—	—
Membranous Croup ...	129	102	98	60	54	73	96	206	118	105	103	163	142	154	95	137	90	86	86
Erysipelas ...	117	126	86	52	49	79	77	68	57	68	70	103	50	51	87	77	81	56	49
Scarlet Fever ...	309	412	179	46	32	127	176	163	478	597	76	209	143	101	144	481	242	194	178
Enteric Fever ...	22	21	31	5	6	7	9	16	5	14	23	5	21	1	5	7	5	3	4
Typhus Fever ...	—	—	—	—	—	—	—	—	—	—	—	—	—	—	—	—	—	—	—
Relapsing Fever ...	—	—	—	—	—	—	—	—	—	—	—	—	—	—	—	—	—	—	—
Continued Fever ...	—	—	—	—	—	—	—	—	—	—	—	—	—	—	—	—	—	—	—
Puerperal Fever ...	9	7	2	—	3	10	3	9	3	2	4	4	2	6	4	7	8	7	4
Puerperal Pyrexia ...	—	—	—	—	—	—	—	—	—	—	—	—	4	12	28	12	17	17	20
Cerebro Spinal Meningitis ...	—	—	—	—	—	1	—	4	—	—	—	—	—	2	1	—	—	1	4
Acute Poliomyelitis ...	3	—	2	—	—	—	1	2	1	—	3	3	—	2	—	1	2	1	1
Ophthalmia Neonatorum ...	21	16	20	13	16	22	18	29	15	13	21	11	18	11	6	7	17	15	16
Acute Primary Pneumonia ...	—	—	—	—	—	82	91	78	85	94	102	150	160	172	197	253	173	271	195
Acute Influenzal Pneumonia ...	—	—	—	—	—	72	8	8	19	2	36	30	13	38	17	45	16	51	31
Malaria ...	—	—	—	—	—	87	42	6	1	1	2	1	1	1	1	—	—	—	—
Dysentery ...	—	—	—	—	—	4	2	—	—	—	—	—	1	1	1	—	—	—	—
Cephalitis Lethargica ...	—	—	—	—	—	1	4	1	3	7	6	3	3	13	4	5	4	5	4
Polio-Encephalitis ...	—	—	—	—	—	—	—	—	—	1	—	1	—	—	—	—	—	—	1
Measles and German Measles ...	—	—	1534	1519	1317	1749	290	147	3423	193	614	2323	2220	1192	1405	235	2373	878	338
Tuberculosis of Lungs ...	149	149	135	145	124	126	110	122	155	172	143	126	120	100	131	100	112	91	115
Other Forms of Tuberculosis ...	62	74	100	74	56	59	56	63	78	85	92	85	68	72	60	52	55	46	57
TOTAL ...	821	907	2187	1914	1657	2499	983	922	4441	1354	1295	3217	2968	1970	2367	1420	3195	1722	1103

† Primary notifications.

The compulsory notification of Infectious Disease was commenced on 24th June, 1884, under powers obtained by the Burnley Borough Improvement Act, 1883. The diseases to which this Act applied were Scarlatina, Small Pox, Cholera, Typhus and Typhoid Fevers and Diphtheria.

The following diseases became universally notifiable on the 30th August, 1889, by the Infectious Diseases (Notification) Act of that year:—Small Pox, Cholera, Diphtheria, Membranous Croup, Erysipelas, Scarlet Fever and the Fevers—Typhus, Typhoid, Enteric, Relapsing, Continued and Puerperal.

Notification of Tuberculosis of the Lung commenced on 1st February, 1909, in accordance with powers obtained in the Burnley Corporation Act, 1908. This disease became generally notifiable on 1st January, 1912, by the Public Health (Tuberculosis) Regulations, 1911.

Notifications of all forms of Tuberculosis commenced on the 1st February, 1913, by the Public Health (Tuberculosis) Regulations, 1912.

Cerebro-Spinal Meningitis and Acute Poliomyelitis became compulsorily notifiable on 1st September, 1912.

Ophthalmia Neonatorum became compulsorily notifiable on 1st April, 1914.

Measles became compulsorily notifiable on 1st January, 1916, but the Order was rescinded on the 31st December, 1919. Application was made by the Local Authority to the Ministry of Health for all cases of Measles to be notifiable. This was approved, and the Borough of Burnley Etc. (Measles and German Measles) Regulations, 1920, came into force on the 1st March of that year.

Notification of Encephalitis Lethargica and Polio-Encephalitis commenced on the 1st January, 1919.

The compulsory notification of Malaria, Dysentery, Acute Primary Pneumonia and Acute Influenzal Pneumonia came into operation on the 1st March, 1919.

The notification of Puerperal Pyrexia commenced on the 1st October, 1926.



TABLE 7—NOTIFIABLE INFECTIOUS DISEASES DURING 1932.

NOTIFIABLE DISEASES.	Notifi- cations and Deaths.	At all Ages.	CASES NOTIFIED AND DEATHS.												Total cases removed to Hospital	
			At Ages—Years.													
			Under 1	1-2	2-3	3-4	4-5	5-10	10-15	15-20	20-35	35-45	45-65	65 and over		
Small Pox ...	Notified	—	—	—	—	—	—	—	—	—	—	—	—	—	—	—
	Deaths	—	—	—	—	—	—	—	—	—	—	—	—	—	—	—
Cholera ...	Notified	—	—	—	—	—	—	—	—	—	—	—	—	—	—	—
	Deaths	—	—	—	—	—	—	—	—	—	—	—	—	—	—	—
Diphtheria (including Membranous Croup)	Notified	86	—	3	1	4	6	41	20	2	8	1	—	—	—	75
	Deaths	10	—	1	—	1	—	6	1	1	—	—	—	—	—	—
Erysipelas ...	Notified	49	—	—	—	—	—	1	1	1	3	8	21	14	2	105
	Deaths	3	—	—	—	—	—	—	—	—	—	—	1	2	—	—
Scarlet Fever ...	Notified	178	1	3	7	13	24	95	22	4	7	—	2	—	—	—
	Deaths	—	—	—	—	—	—	—	—	—	—	—	—	—	—	—
Typhus Fever ...	Notified	—	—	—	—	—	—	—	—	—	—	—	—	—	—	—
	Deaths	—	—	—	—	—	—	—	—	—	—	—	—	—	—	—
Enteric Fever ...	Notified	4	—	—	—	—	—	—	1	1	2	—	—	—	—	4
	Deaths	—	—	—	—	—	—	—	—	—	—	—	—	—	—	—
Relapsing Fever ...	Notified	—	—	—	—	—	—	—	—	—	—	—	—	—	—	—
	Deaths	—	—	—	—	—	—	—	—	—	—	—	—	—	—	—
Continued Fever ...	Notified	—	—	—	—	—	—	—	—	—	—	—	—	—	—	—
	Deaths	—	—	—	—	—	—	—	—	—	—	—	—	—	—	—
Puerperal Fever ...	Notified	4	—	—	—	—	—	—	—	—	2	2	—	—	—	8
	Deaths	2	—	—	—	—	—	—	—	—	2	—	—	—	—	—
Puerperal Pyrexia ...	Notified	20	—	—	—	—	—	—	—	2	17	1	—	—	—	—
	Deaths	—	—	—	—	—	—	—	—	—	—	—	—	—	—	—
Cerebro-Spinal Fever	Notified	4	—	—	1	1	—	1	—	1	—	—	—	—	—	2







**TABLE 8.—Birth Rate, Death Rate, Infantile Death Rate, and Death Rate from various Infectious Diseases of some of the large towns during 1932, as shown by the Returns of the Registrar General.**

TOWN.	Popu- lation. Mid 1932	Birth Rate.	Death Rate.	Infantile Death Rate.	Death Rate per 1,000 of Population.			
					Enteric Fever.	Measles.	Scarlet Fever.	Diph- theria.
Birmingham ... ..	1,009,300	16.3	11.4	68	0.002	0.05	0.01	0.03
Liverpool ... ..	859,500	21.1	13.2	91	0.007	0.36	0.01	0.21
Manchester ... ..	763,000	15.5	13.2	86	0.004	0.17	0.02	0.11
Sheffield ... ..	513,000	14.4	11.7	73	—	0.09	—	0.01
Leeds ... ..	484,900	14.4	13.3	88	—	0.11	0.02	0.10
Bristol ... ..	403,900	15.0	11.6	53	0.002	—	—	0.05
Hull ... ..	318,200	19.2	11.8	68	0.006	0.04	0.02	0.42
Bradford ... ..	296,300	13.6	14.0	75	—	0.05	0.02	0.05
Newcastle ... ..	285,100	17.1	12.4	76	0.01	0.07	0.03	0.02
Stoke ... ..	276,500	17.2	12.2	87	—	0.21	—	0.02
Nottingham ... ..	270,700	16.4	12.5	80	—	0.02	—	0.03
Leicester ... ..	240,800	14.9	12.5	70	—	0.05	0.01	0.03
Salford ... ..	220,300	15.7	13.3	87	—	0.10	—	0.10
Cardiff ... ..	222,600	15.7	12.5	76	0.009	0.04	0.01	0.04
Plymouth ... ..	208,440	15.6	12.6	59	—	0.03	0.05	0.10
Sunderland ... ..	188,200	21.2	13.7	95	0.02	0.03	0.06	0.03
Bolton ... ..	177,700	13.4	12.6	70	—	0.06	0.01	0.02
Swansea ... ..	164,900	16.3	12.0	69	—	0.02	0.01	0.05
Birkenhead ... ..	147,700	17.7	11.6	70	0.014	0.03	0.01	0.07
Derby ... ..	142,400	14.5	11.6	70	—	0.23	0.02	0.08
Middlesbrough ... ..	140,000	20.3	12.9	85	—	0.11	0.03	0.04
Oldham ... ..	138,900	12.9	14.1	83	0.007	0.14	—	—
Coventry ... ..	179,800	13.7	9.7	71	0.006	0.07	0.01	0.02
Wolverhampton ... ..	133,300	16.4	11.6	61	0.015	0.13	0.01	0.11
Stockport ... ..	126,800	12.6	12.7	72	0.008	0.08	—	0.19
Blackburn ... ..	122,200	12.6	12.7	67	—	—	0.02	0.07
Preston ... ..	118,500	14.9	13.1	83	—	0.14	0.01	0.01
South Shields ... ..	114,000	19.0	13.4	70	—	0.07	—	—
Huddersfield ... ..	114,000	11.8	12.8	52	0.009	0.01	0.01	0.03
St. Helens ... ..	107,600	20.1	11.4	89	—	0.01	0.01	—
Walsall ... ..	104,700	19.1	11.4	73	0.019	0.08	—	0.03
Blackpool ... ..	101,400	10.3	14.5	78	0.01	—	—	0.10
Halifax ... ..	97,700	12.2	14.7	81	—	0.05	0.01	0.10
<b>BURNLEY</b> ... ..	97,210	12.0	13.0	86	—	—	—	0.10
Wallasey ... ..	97,110	13.5	12.1	51	0.01	0.02	0.01	0.20
Northampton ... ..	96,730	13.0	11.7	64	0.01	—	0.01	0.01
Rochdale ... ..	90,550	12.5	14.1	72	0.011	0.08	0.01	0.10
Wigan ... ..	85,520	17.8	13.0	91	0.01	0.30	—	0.01
Warrington ... ..	79,670	17.3	12.2	88	0.025	0.25	0.05	0.09
Bootle ... ..	77,260	22.9	13.3	86	0.026	0.53	0.06	0.17
Southport ... ..	78,770	11.2	13.7	45	0.013	0.01	—	0.04
Barrow-in-Furness ..	65,700	14.4	12.6	77	0.015	—	—	0.05
Bury ... ..	57,160	12.7	13.6	85	—	0.02	—	0.02



TABLE 9.—Vital Statistics of the Twelve Wards.

WARDS	Enumerated Population Census 1931.	Acreage given in Census 1931)	No. of live Births Registered in the District	Birth Rate	No. of Deaths of Residents	Death Rate	No. of cases of notifiable Infectious Disease (excluding Tuberculosis)	RATE PER 1,000 OF POPULATION				Infantile Mortality per 1,000 Births
								Cases of Infectious Disease	All forms of T. B. Death Rate	Respiratory Diseases (excluding T.B.)	Death Rate	
St Andrew's	15,370	835	107	7.0	169	11.0	171	11.1	0.85	1.04	84.1	
Daneshouse	7,535	140	100	13.3	102	13.6	126	16.7	1.33	0.66	130.0	
Stoneyholme	5,470	547	82	15.0	63	11.5	36	6.6	1.10	1.10	36.6	
St. Peter's	5,249	113	74	14.1	87	16.6	33	6.3	1.91	0.95	108.1	
St. Paul's	5,162	156	85	16.5	80	15.5	53	10.3	1.16	0.58	105.9	
Fulledge ...	10,059	742	110	10.9	130	12.9	59	5.9	0.99	1.19	72.7	
Burnley Wood	8,102	360	86	10.6	124	15.3	57	7.0	0.74	1.73	104.6	
Healey	8,797	463	99	11.3	101	11.5	71	8.1	0.57	0.80	60.6	
Trinity	6,796	91	78	11.2	95	14.0	49	7.2	0.44	1.03	115.4	
Whittlefield	4,986	246	52	10.4	70	14.0	37	7.4	1.20	1.40	57.7	
Gannow	10,762	476	131	12.2	109	10.1	76	7.1	0.84	0.93	122.1	
Lowerhouse	9,970	517	109	10.9	134	13.4	63	6.3	0.90	1.20	73.4	
Municipal Hosp.	—	—	64†	—	258*	—	56	—	—	—	—	
Victoria Hospital	—	—	—	—	99*	—	26	—	—	—	—	
Bank Hall Mat'ry & Ch'dns Hosp.	—	—	322†	—	37*	—	18	—	—	—	—	
Sanatorium	—	—	—	—	19*	—	—	—	—	—	—	
TOTALS for the Town as a whole	98,258	4,686	1,113	12.03	1,264	13.0	931	8.3	0.96	1.06	86.4	

\* These figures are included in the Wards in which the persons resided.

† These births are allocated to the Ward in which the mother resided.



TABLE 10.—Shewing Birth Rates, Mortality Rates from all causes, from Tuberculosis of the Lungs, Respiratory Diseases, and Malignant Diseases, together with Infantile Mortality and Infantile Diarrhoea Death Rates per 1,000 Births.

APPENDIX 1.

YEAR.	Popu- lation.	Birth Rate.	Death Rate.	Mortality Rates per 1,000 Population from			Infantile Diarrhoea Death rate per 1,000 Births.	Infantile Mortality per 1,000 Births.	Infantile Mortality per 1,000 Births, England & Wales.
				Pul- monary Tuber- culosis.	Respiratory Diseases (excluding Pulmonary Tuberculosis)	Malignant Diseases.			
1882-1886 ...	—	38.9	23.2	2.31	5.15	0.24	34.9	212	142
1887-1891 ...	—	35.9	22.2	1.64	6.21	0.30	27.9	217	145
1892... ..	88,019	35.9	20.9	1.96	5.79	0.36	15.8	189	148
1893... ..	89,022	35.4	22.8	2.00	5.12	0.52	46.1	227	159
1894... ..	90,024	34.5	19.9	2.25	4.04	0.36	16.7	174	137
1895... ..	91,027	35.0	25.6	2.08	7.02	0.44	54.9	249	161
1896... ..	92,030	34.6	20.2	2.00	4.38	0.50	16.2	173	148
Average 5 years ...		35.1	21.9	2.06	5.27	0.44	29.9	202	151
1897... ..	93,033	33.8	22.1	2.21	3.60	0.59	26.9	223	156
1898... ..	94,036	31.9	19.0	1.82	3.58	0.55	44.6	194	160
1899... ..	95,039	29.9	23.6	1.78	4.22	0.57	82.8	273	163
1900... ..	96,041	30.5	19.7	1.67	4.23	0.54	51.1	208	154
1901... ..	*97,043	27.5	18.9	1.65	3.68	0.69	58.6	227	151
Average 5 years ...		30.7	20.7	1.83	3.86	0.59	52.8	225	157
1902... ..	98,158	29.6	19.3	1.44	3.96	0.85	23.4	175	133
1903... ..	99,061	27.3	18.7	1.51	3.88	0.55	42.4	216	132
1904... ..	99,971	26.8	19.4	1.49	3.62	0.64	70.8	232	145
1905... ..	100,889	26.3	16.6	1.46	3.13	0.73	46.1	174	128
1906... ..	101,816	28.0	19.9	1.38	4.04	0.72	73.3	212	132
Average 5 years ...		27.6	18.8	1.46	3.73	0.70	51.2	202	134
1907... ..	102,751	29.0	17.7	1.38	4.14	0.67	24.1	156	118
1908... ..	103,696	28.6	18.2	1.23	3.41	0.80	52.2	201	120
1909... ..	104,648	25.4	16.3	1.15	3.90	0.56	21.5	157	109
1910... ..	105,610	25.4	16.5	1.03	3.18	0.84	37.0	168	105
1911... ..	*106,322	23.2	18.1	1.04	3.16	0.77	81.3	210	130
Average 5 years ...		26.3	17.4	1.17	3.56	0.73	43.2	178	116
1912... ..	108,012	23.0	15.0	0.85	3.36	0.82	14.5	145	95
1913... ..	109,021	22.8	16.8	0.96	3.31	0.90	49.8	174	108
1914... ..	110,040	23.5	16.4	1.02	3.77	0.85	27.0	158	105
1915... ..	103,098	19.5	16.9	0.88	4.08	0.76	38.8	166	110
1916... ..	100,183	16.5	17.3	0.94	3.76	1.15	19.4	151	91
Average 5 years ...		21.1	16.5	0.93	3.66	0.90	29.9	159	102
1917... ..	93,779	14.4	16.0	1.12	3.44	0.94	12.6	143	96
1918... ..	90,770	14.3	18.9	0.85	4.02	1.22	5.5	126	97
1919... ..	102,391	15.6	15.2	0.91	3.67	1.03	8.7	118	89
1920... ..	105,030	23.3	14.1	0.72	2.90	1.22	13.8	129	80
1921... ..	*105,300	22.3	13.6	0.64	2.73	1.41	17.9	118	83
Average 5 years ...		18.0	15.6	0.85	3.35	1.16	11.7	127	89
1922... ..	105,100	18.6	15.4	0.87	3.28	1.03	6.1	114	77
1923... ..	104,800	17.4	13.4	0.90	2.69	1.38	4.9	103	69
1924... ..	103,400	16.4	14.8	0.70	3.59	1.14	8.2	126	75
1925... ..	102,300	16.0	14.8	0.81	3.17	1.23	3.0	109	75
1926... ..	99,600	16.1	13.2	0.69	2.25	1.32	8.1	86	70
Average 5 years ...		16.9	14.3	0.79	3.00	1.22	6.1	108	73
1927... ..	99,270	15.2	15.4	0.72	2.21	1.55	8.6	110	69
1928... ..	100,700	15.0	13.3	0.86	1.72	1.59	6.7	79	65
1929... ..	100,200	14.0	15.0	0.74	2.16	1.55	10.7	104.8	74
1930... ..	100,200	13.35	12.7	0.70	1.36	1.48	10.5	75.5	60
1931... ..	99,180	13.03	14.2	0.75	1.78	1.56	3.9	85.9	66
Average 5 years ...		14.11	14.1	0.75	1.84	1.54	8.1	91.0	66.8
1932... ..	97,210	12.0	13.0	0.71	1.06	1.34	3.4	86.4	65

\* The Population for the census years 1891, 1901, 1911 and 1921 are taken from the census Returns; the populations for the other years are estimations of the Registrar General.



TABLE 11.—COMPARATIVE STATEMENT OF VITAL STATISTICS.  
YEAR 1932.

	Birth Rate	Death Rate	Infantile Mortality Rate	Death Rate from Pulmonary Tuberculosis	Death Rate from other forms of Tuberculosis	Maternal Mortality Rate
England and Wales .....	15.3	12.0	65	0.69	0.15	4.06
118 Great Towns ...	15.4	11.8	69	—	—	—
Birkenhead...	17.7	11.6	71	0.94	0.19	4.0
Blackburn ...	12.6	12.6	66	0.64	0.15	5.1
Bolton .....	13.2	12.5	71	0.607	0.146	6.76
<b>Burnley</b> .....	12.03	13.01	86.4	0.71	0.25	6.52
Bury .....	12.74	13.47	85	0.45	0.17	2.58
Halifax .....	12.0	14.6	80	0.51	0.20	9.2
Huddersfield	11.75	12.74	52	0.56	0.11	4.93
Manchester	15.37	13.03	85.4	1.00	0.17	3.64
Oldham .....	12.8	13.9	83	0.74	0.13	5.5
Preston .....	14.89	13.05	84	0.75	0.18	5.67
Rochdale ...	12.5	14.1	72	0.65	0.12	1.76*
St. Helens ...	19.9	11.3	89	0.63	0.18	4.17
Salford .....	15.4	13.2	99	1.2	0.16	6.1
Stockport ...	12.66	12.72	71	0.80	0.15	2.94
Wallasey ...	13.5	12.0	48.8	0.60	0.01	Nil.
Warrington	17.3	12.2	87	0.98	0.13	2.8
Wigan .....	17.80	13.34	93	0.77	0.20	8.54

\* Calculated on the number of Live Births.

## METEOROLOGY.

**THE METEOROLOGICAL OBSERVATORY** is at Queen's Park. It is attached to the Meteorological Office and is classed as an Auxiliary Climatological Station. The results of the observations are sent to that office, and monthly returns are published from all the stations which supply readings. A weekly return of temperature and rainfall is also sent by us for the use of the Registrar-General, and is published in a weekly return sent out from his office.

**The Instruments** consist of a Kew pattern barometer, the reservoir of which is 458 feet above sea level. In the enclosure are the following:—

In the Stephenson Screen:	Wet Bulb Thermometer.
	Dry Bulb Thermometer.
	Maximum Thermometer.
	Minimum Thermometer.

Solar Radiation Maximum Thermometer.

Grass Minimum Thermometer.

Earth Thermometer—1 foot.

—4 feet.

Sunshine Recorder. (Campbell Stokes).

Rain Gauge. (8 inches in diameter).

The floor of the Stephenson screen is 461 feet above sea level.

The Readings are taken daily at 9 o'clock a.m., G.M.T., and the results are posted each day in front of the Town Hall, and published weekly in the local newspapers.

The following Table gives a Monthly Summary of the Readings:—



# MEAN METEOROLOGICAL READINGS, MADE AT QUEEN'S PARK, 1932.

APPENDIX 2.

LAT. : 53° 47' 30 N. LONG. : 2° 14' 30 W. Barometer Cistern 458 feet above Mean Sea Level.

1932	THERMOMETERS										RAINFALL.				BRIGHT SUNSHINE.				DIRECTION OF THE WIND AT 9 A.M. G.M.T.																																																																																																																																																																																																																																																																																																																																																																																																																																																																																																																																																																																																																																																																																																																																																																																																																																																																																																																																																																																																																																																																																																																																																																																																																																																																						
	Mean Air Pressure at Mean Sea Level.		IN SCREEN.				Mean Min. on Grass	Mean Solar Max.	IN GROUND.		Mean Relative Humidity.	No. of days		Total Fall.		Most in a day		No. of days of Sun	Total Am- ount.	Daily Mean.	Most in a day	No. of Days of :																																																																																																																																																																																																																																																																																																																																																																																																																																																																																																																																																																																																																																																																																																																																																																																																																																																																																																																																																																																																																																																																																																																																																																																																																																																																			
			Mean Min.	Mean Temp.	Highest	Lowest.																Date	Date	N.	N.E.	E.	S.E.	S.	S.W.	W.	N.W.	C'm																																																																																																																																																																																																																																																																																																																																																																																																																																																																																																																																																																																																																																																																																																																																																																																																																																																																																																																																																																																																																																																																																																																																																																																																																																																									

During the year the amount of rainfall in millimetres, according to wind direction at 9 a.m., was as follows:—

Direction of Wind.	N.	N.E.	N.W.	S.	S.E.	S.W.	E.	W.	Calm	Total
Rainfall in Millimetres	1.8	102.7	—	19.6	—	532.7	97.1	319.85	11.8	1085.55

## WEATHER PHENOMENA.

### NUMBER OF DAYS OF

Snow	Snow lying	Hail	Thunderstorm	Fog	Ground Frost	Gale
8	3	7	5	13	89	5



## SUMMARY OF MEAN METEOROLOGICAL READINGS, 1908-1932.

APPENDIX 2

176

THERMOMETERS IN SCREEN.										RAINFALL.										BRIGHT SUNSHINE.									
Air Pressure at Mean Sea Level.				ABOVE-RECORDED OF TEMPERATURE.						GRASS MINIMUM.				EARTH THERMOMETERS		Relative Humidity.		most in a DAY.				No. of Days				Most in a DAY			
Year	Ins.		Mbs.	Mean Temp.	Mean Daily Range	High-est Read-ing.	Date.	Low-est Read-ing.	Date.	Mean Solar Max	MINIMUM.		No. of Days of Ground Frost.	MOMETERS		Relative Humidity.	No. of Days	Total Fau.		Amount	Date.	No. of Days	Am-ount.	Daily Mean	Am-ount.	Date.			
	Ins.	Mbs.									Low-est Read-ing.	Date.		Mean of 1 foot	Mean of 4 feet			Ins.	M.M.								Ins.	M.M.	
1908	29.982	1015.3		47.1	12.5	82	2.7.08	12	2.12.08	88.7	11	5.1.08	134	47.3	47.5	83.4	193	37.27	946.7	32.3	20.9.08	272	1201	3.3	30.6.08				
1909	29.934	1013.6		45.8	13.0	77	15.5.09	10	20.12.09	94.7	10	6.12.09	170	45.5	46.3	83.0	190	40.20	1021.1	28.2	3.2.09	282	1144	3.1	13.5	5.5.09			
1910	29.861	1011.2		47.0	12.8	78.5	13.7.10	11	27.1.10	88.0	7	22.1.10	109	46.6	46.9	82.3	209	48.04	1220.2	47.2	10.11.10	283	1144	3.1	14.4	8.5.09			
1911	29.987	1015.4		48.1	13.1	85	9.8.11	17	1.2.11	89.1	11	1.2.11	106	47.9	48.1	80.5	183	44.14	1121.2	40.9	17.6.11	288	1334	3.7	14.6	14.7.10			
1912	29.910	1012.8		46.5	11.5	82	15.7.12	9	3.2.12	85.0	Zero	3.2.12	118	47.3	47.9	83.5	215	48.09	1221.5	36.6	26.10.12	262	894	2.4	13.1	23.4.12			
1913	29.955	1014.4		48.1	11.2	75	2.8.13	15	31.12.13	86.4	10	31.12.13	86	47.7	44.7	82.7	194	39.45	1002.0	1.17	15.4.13	271	1055	2.9	13.3	26.7.13			
1914	29.936	1013.7		47.8	13.0	83	3.8.13	18	1.1.14	87.9	14	1.1.14	103	48.0	48.5	81.9	220	46.10	1170.9	1.26	11.11.14	287	1205	3.3	15.1	14.6.14			
1915	29.910	1012.8		45.5	14.1	74	12.6.15	15	13.12.15	88.9	9	13.12.15	117	46.5	47.4	80.8	200	40.23	1021.8	1.30	15.1.15	292	1218	3.3	14.9	18.6.15			
1916	29.856	1011.0		45.8	12.9	77	12.6.16	19	16.12.16	No therm	18	16.12.16	117	47.1	47.5	83.2	223	44.87	1139.7	1.33	15.8.16	272	975	2.7	13.7	16.6.16			
1917	29.950	1014.1		45.3	11.6	79	19.5.17	6	5.2.17	do.	15	10.3.17	127	46.0	46.7	81.1	172	36.68	931.7	1.04	10.3.17	279	1136	3.1	15.0	1.7.17			
1918	29.800	1009.2		48.0	13.1	80	22.5.18	6	14.1.18	do.	13	9.1.18	104	47.6	45.8	78.4	205	32.39	823.7	1.18	15.9.18	288	1189	3.2	14.0	19.5.18			
1919	29.893	1012.3		45.0	13.0	81	30.5.19	14	16.11.19	do.	10	16.11.19	113	45.3	46.9	80.1	206	35.68	906.3	1.18	1.1.19	278	1280	3.5	14.0	14.5.19			
1920	29.976	1015.1		47.5	12.0	76	31.5.19	13	13.12.20	87.7	18	6.1.20	63	47.7	48.0	84.6	241	42.80	1087.2	1.39	9.2.20	274	1018	2.8	14.7	24.5.20			
1921	30.086	1018.8		48.9	13.0	85	17.6.20	21	9.11.21	91.7	19	16.4.21	72	49.5	49.5	79.6	210	37.40	948.5	1.34	27.12.21	272	1361	3.7	15.3	9.6.20			
1922	29.954	1014.3		45.6	12.4	82	25.6.21	17	18.1.22	87.7	16	6.2.22	98	46.6	47.9	81.9	225	43.79	1111.7	1.64	8.8.22	278	1072	2.9	14.8	7.6.21			
1923	29.904	1012.6		46.4	11.6	84	13.7.23	17	30.11.23	No therm	15	25.11.23	96	47.1	47.8	83.4	256	57.90	1471.8	1.80	12.4.23	263	1035	2.8	12.3	29.6.21			
1924	29.924	1013.3		46.9	11.7	80	25.6.21	21	3.3.24	do	15	30.11.23	110	47.3	47.3	82.9	241	42.10	1068.8	1.20	31.5.24	275	950	2.6	13.6	12.6.22			
1925	29.946	1014.2		46.7	12.9	84	12.7.24	17	25.12.25	do	11	9.1.24	139	47.4	48.2	81.5	214	41.4	1051.4	1.24	10.2.25	284	1097	3.0	13.2	14.6.24			
1926	29.961	1014.7		47.8	12.6	84	25.7.25	15	14.12.25	do	11	14.12.25	139	47.4	48.2	81.5	214	41.4	1051.4	1.24	10.2.25	284	1097	3.0	13.2	9.6.25			
1927	29.919	1013.2		46.8	11.8	78	13.7.26	19	31.10.26	92.0	12	31.10.26	97	48.7	48.6	81.8	228	44.0	1099.0	1.49	1.11.26	290	1021	2.8	14.4	2.7.26			
1928	29.832	1013.6		47.6	13.0	75	10.7.27	18	20.12.27	87.0	12	1.11.26	83	47.9	48.3	82.0	228	46.63	1184.4	1.43	21.7.27	271	948	2.6	13.9	8.5.27			
1929	29.998	1015.8		46.6	13.8	82	11.7.28	18	9.12.28	87.3	13	9.12.28	89	47.9	48.1	81.0	238	51.4	1305.5	2.04	20.8.28	285	1089	2.95	14.6	2.6.28			
1930	29.890	1012.1		47.3	11.6	87	5.8.28	11	14.2.29	84.8	6	14.2.29	161	47.2	47.4	80.8	199	42.19	1071.6	1.3	11.11.29	289	1273.1	3.48	14.0	20.6.28			
1931	29.886	1012.0		47.0	11.6	72	5.9.28	11	20.3.30	83.6	8	18.2.30	131	47.8	48.1	83.4	217	52.0	1320.7	1.39	26.5.30	272	1048.9	2.86	14.3	14.7.29			
1932	29.998	1015.8		47.5	12.1	82	16.7.29	17	10.3.31	82.2	11	10.3.31	98	47.3	47.7	83.8	217	47.23	1199.7	1.93	3.11.31	258	958.5	2.61	13.9	8.6.30			
Mean	29.931	1013.6		46.9	12.5	—	22.7.31	18	—	—	—	—	—	47.3	47.5	82.0	214	43.41	1102.0	—	—	274	1104.4	3.03	—	26.6.31			
24 yrs	29.931	1013.6		46.9	12.5	—	—	—	—	—	—	—	—	47.3	47.5	82.0	214	43.41	1102.0	—	—	274	1104.4	3.03	—	—			
1932	29.998	1015.8		47.5	12.1	82	11.8.32	19	12.3.32	83.0	16	3.3.32	89	47.8	47.9	81.7	221	42.74	1085.6	1.96	2.9.32	266	1006.1	2.8	15.0	15.6.32			



## BANK HALL CHILDREN'S HOSPITAL.

TABLE I.—SHOWING DISEASES AND RESULT OF TREATMENT OF CHILDREN ADMITTED.

PERIOD—1/1/1932 TO 31/12/1932.

Diagnosis	Remain- ing on 1/1/1932	Ad- mitted 1932	Total No. of Cases	Discharged in 1932			Removed against advice	Died	Rem- aining on 1.1.33
				Well	Improv'd	I.S.Q.			
Marasmus .....	2	—	2	2	—	—	—	—	—
Malnutrition .....	—	12	12	9	—	—	1	—	2
Debility .....	8	—	8	6	1	—	1	—	—
Mismanagement .....	—	5	5	5	—	—	—	—	—
Alimentary Diseases	4	16	20	11	—	—	1	2	6
Oxyuris Vermicularis	—	5	5	4	—	—	1	—	—
Anæmia .....	—	10	10	7	—	—	—	—	3
Active Rickets .....	—	24	24	16	—	—	1	—	7
Healed Rickets and Debility .....	6	2	8	6	1	—	—	—	1
Acute Respiratory ...	—	13	13	7	—	—	—	5	1
Chronic Respiratory	1	2	3	3	—	—	—	—	—
Prematurity .....	1	9	10	4	—	—	—	6	—
Congenital Debility ...	—	4	4	3	—	—	—	1	—
Congenital Defects ...	1	—	1	1	—	—	—	—	—
Birth Injuries .....	—	1	1	—	—	—	—	1	—
Convulsions .....	—	1	1	—	—	—	—	1	—
Tuberculosis all forms	1	4	5	2	—	—	—	2	1
Infantile Eczema, etc.	—	5	5	3	—	—	—	2	—
Sepsis and Debility ...	—	6	6	4	—	—	—	—	2
Measles .....	—	2	2	—	—	2	—	—	—
Enuresis .....	—	2	2	1	—	—	1	—	—
	24	123	147	94	2	2	6	20	23

TABLE II.—THE FOLLOWING TABLE SHOWS THE AGES AND THE NUMBER OF THE CHILDREN ADMITTED. PERIOD—1/1/32 TO 31/12/32.

Under 1 week	1-2 weeks	2-4 weeks	1-2 m'ths	2-3 m'ths	3-4 m'ths	4-5 m'ths	5-6 m'ths	6-7 m'ths	7-12 m'ths	1-2 yrs.	2-3 yrs.	3-4 yrs.	Over 4 yrs.	Total
3	2	7	4	11	6	3	6	2	15	32	20	5	7	123

TABLE III.—AVERAGE DURATION OF STAY OF CHILDREN DISCHARGED (NOT INCLUDING THOSE REMOVED BY RELATIONS AGAINST MEDICAL ADVICE).

Reason for Admission.	Average duration of Stay in Days.
Anæmia ... ..	69
Malnutrition ... ..	92
Rickets, Active ... ..	107
Chronic Respiratory Disease ... ..	83
Acute Respiratory Disease ... ..	76
Alimentary Disease ... ..	62
Thread Worms ... ..	42
Prematurity ... ..	44
Mismanagement ... ..	37
Tuberculosis ... ..	57
Other Conditions ... ..	17

TABLE IV.—SOURCE OF ADMISSION OF CHILDREN.

General Practitioners.	Out-patient Clinic.	Maternity Ward.
53 .....	68 .....	2 —

NOTE.—As in previous years a large number of those admitted from the out-patient clinic have been advised to go there by the Health Visitors.



TABLE V.—SHOWING THE AGES AND CAUSES OF DEATH OF CHILDREN AT BANK HALL  
CHILDREN'S HOSPITAL.

PERIOD—1/1/1932 TO 31/12/1932.

Cause of Death.	Total	Weeks.				Months.				Years.			
		under 1 wk.	1-2	2-3	3-4	1-3	3-6	6-9	9-12	1-2	2-3	3-4	over 4
Alimentary Diseases .....	2	—	—	—	—	1	1	—	—	—	—	—	—
Respiratory, Acute .....	5	—	—	—	—	—	1	2	—	1	—	—	1
Prematurity .....	6	—	1	3	—	1	1	—	—	—	—	—	—
Tuberculous Meningitis ...	1	—	—	—	—	—	—	—	—	1	—	—	—
Tuberculous Peritonitis ...	1	—	—	—	—	—	—	—	—	1	—	—	—
Congenital Debility .....	1	—	—	—	1	—	—	—	—	—	—	—	—
Toxæmia of Infantile Eczema .....	2	—	—	—	—	—	—	1	—	—	1	—	—
Convulsions and Cerebral Hæmorrhage .....	1	—	—	—	—	1	—	—	—	—	—	—	—
Birth Injuries .....	1	1	—	—	—	—	—	—	—	—	—	—	—
	20	1	1	3	1	3	3	3	—	3	1	—	1

## BANK HALL MATERNITY HOSPITAL—1932.

Cases in Hospital on January 1st, 1932:—

(a) Delivered	...	...	9	}	13
(b) Undelivered	...	...	4		
Number of cases admitted during 1932	...	...	...	...	381
Total cases dealt with	...	...	...	...	394

Number of cases remaining in Hospital December 31st, 1932:—

(a) Delivered	...	...	12	}	16
(b) Awaiting Delivery	...	...	4		
Number of External cases	...	...	...	...	9

TABLE VI.—Particulars of the Intern. Cases.

		Number of Births			Number of Deaths			
No. of Cases	Nature of Cases	Live births	Stillbirths		Total births	Mater- nal	Infantile	
			M.	F.			M.	F.
194	Normal Cases ... ..	193	1	—	194	—	3	—
4	Twin pregnancy ... ..	8	—	—	8	—	—	1
6	Dry labour ... ..	6	—	—	6	—	1	—
5	Prolonged labour ... ..	5	—	—	5	—	1	—
16	Inertia—forceps ... ..	12	3	1	16	—	—	—
CONTRACTED PELVIS:								
16	(a) Spontaneous ... ..	16	—	—	16	—	—	1
6	(b) Induction ... ..	6	—	—	6	—	—	—
4	(c) Forceps ... ..	3	1	—	4	—	—	—
8	(d) Cæsarean section ... ..	7	1	—	8	—	—	1
1	Ovarian Cyst Cæsarean section ...	1	—	—	1	—	—	—
CARDIAC DISEASE:								
8	(a) Spontaneous delivery ... ..	8	—	—	8	—	—	—
2	(b) Failing compensation ... ..	2	—	—	2	—	—	—
2	(c) Forceps ... ..	2	—	—	2	—	—	—
2	(d) Cæsarean section ... ..	2	—	—	2	1	—	—
1	Mild toxæmia ... ..	—	—	1	1	—	—	—
9	Albuminuria ... ..	8	—	1	9	—	—	—
3	Albuminuria —induction ... ..	3	—	—	3	—	1	—
1	Albuminuria —forceps ... ..	—	1	—	1	—	—	—
1	Eclampsia ... ..	1	—	—	1	—	1	—
1	Pyelitis—Premature labour ...	1	—	—	1	—	—	—



No. of Cases		Nature of Cases	Number of Births				Number of Deaths		
			Live Births	Stillbirths		Total Births	Mater- nal	Infantile	
				M.	F.			M.	F.
14	Premature labour ... ..	14	—	—	14	—	—	1	
10	Accidental hæmorrhage ... ..	7	2	1	10	—	—	—	
1	Placenta prævia—Cæsarean section ... ..	1	—	—	1	—	—	—	
9	Post partum hæmorrhage ... ..	9	—	—	9	—	—	1	
MALPRESENTATIONS.									
6	(a) Breech in multipara ... ..	5	1	—	6	—	—	—	
6	(b) Breech in primipara ... ..	6	—	—	6	—	—	—	
2	(c) P.O.P. spontaneous ... ..	2	—	—	2	—	—	—	
4	(d) P.O.P. forceps ... ..	4	—	—	4	—	—	—	
3	(e) Transverse lie ... ..	1	1	1	3	—	—	—	
1	(f) Mento anterior, spontaneous	1	—	—	1	—	—	—	
1	(g) Anterior brow, spontaneous	1	—	—	1	—	—	—	
1	(h) Anterior brow, forceps ... ..	1	—	—	1	—	—	—	
2	Hydramnios—spontaneous delivery	2	—	—	2	—	1	1	
1	Hydramnios—forceps ... ..	1	—	—	1	—	—	—	
1	Hydramnios—cæsarean section ... ..	1	—	—	1	—	1	—	
2	Prolapsed cord ... ..	—	—	2	2	—	—	—	
4	Tuberculosis ... ..	4	—	—	4	—	—	—	
1	Appendicitis ... ..	1	—	—	1	—	—	—	
359	Total number of cases delivered ... ..	—	—	—	—	—	—	—	
4	Total number of cases undelivered at end of year 1931 ... ..	3	1	—	4	1*	—	—	
363	Total deliveries for 1932 ... ..	348	12	7	367	2	9	6	
			19			3	15		

\* Was delivered in 1931 and died in 1932. Macerated.

## Ante Natal and Undelivered Cases in 1932.

No. of Cases	Nature of Cases.
1	Albuminuria.
1	Accidental Hæmorrhage.
3	Toxic Albuminuria and Miscarriage.
2	Complete Miscarriage.
1	Eclampsia—Post Partum.
1	Hyperemesis—Undelivered.
1	Debility.
4	Hyperemesis.
1	Twisted Dermoid Cyst.
1	Cardiac, failing Compensation.
1	Contracted Pelvis for Cæsarean Section.
1	Oedema of Vulva.
1	Pyuria.
1	Chronic Nephritis
1	B.B.A.
1	False Labour.
22	Total number of Ante Natal, Miscarriage and Undelivered Cases.
359	Total number of Delivered Cases Admitted during 1932.
381	Total number of Admissions during 1932.

TABLE VII.—Particulars of External Cases.

Normal Deliveries	...	...	...	...	...	7
Twin Pregnancy	...	...	...	...	...	1
Persistent Occipito-Posterior (Spontaneous)	...	...	...	...	...	1
						9



**MUNICIPAL HOSPITAL.****Statistics relating to the year ended 31st December, 1932.****(A) IN-PATIENTS.**

1. Total number of admissions (including infants born in Hospital), 1989.
  2. Number of women confined in hospital, 94.
  3. Number of live births, 90. (1 set of twins).
  4. Number of still births, 5.
  5. Number of deaths among the newly-born (i.e. under four weeks of age) 12\*
  6. Total number of deaths among children under one year (including those given under 5), 13.
  7. Number of Maternal deaths among women confined in hospital, 2.
  8. Total number of deaths, 321.
  9. Total number of discharges (including infants born in hospital), 1666.
  10. Duration of stay of patients included in 8 and 9 above. Number of cases whose total stay was for the following periods:—
    - (a) Four weeks or less, 1500.
    - (b) Exceeding four weeks but under thirteen weeks, 318.
    - (c) Exceeding thirteen weeks, 169.
  11. Number of beds occupied:—
    - (a) average during the year, 188.
    - (b) highest, 219, on 6/1/32.
    - (c) lowest, 159, on 27/9/32.
  12. Number of surgical operations under general anæsthetic (excluding dental operations), 387.
- Number of abdominal sections, 161 (included in above).

\* This figure relates only to children born in hospital.

**(B) OUT-PATIENTS.**

The nature and scope of the out-patient provision (if any) for continuation of treatment, emergency treatment, consultations or otherwise.

There is no recognised out-patient department; patients after discharge may return for massage, electrical treatment and X-ray treatment.

Commencing on 1/10/32 patients under the Tuberculosis scheme, suffering from Tuberculosis of the skin and glands, were treated at the electro-therapeutic department. 41 persons made 1108 attendances and there were 1446 treatments.

## MUNICIPAL HOSPITAL AND PRIMROSE BANK INSTITUTION.

Table showing the classification of the accommodation for sick, maternity and mental cases and the number of beds occupied on the 31st December, 1932.

Classification of Wards	Number of Wards	BEDS							
		MEN		WOMEN		CHILDREN (under 16 years of age)		Total	
		Pro-vided	Occu-pied	Pro-vided	Occu-pied	Pro-vided	Occu-pied	Pro-vided	Occu-pied
MUNICIPAL HOSPITAL									
Medical ... ..	2	54	42	55	54	—	—	109	96
Surgical ... ..	2	44	33	55	32	—	—	99	65
Children ... ..	1	—	—	—	—	52	24*	52	24
Venereal ... ..	2	7	—	8	—	—	—	15	—
Tuberculosis ... ..	—	—	—	—	—	—	—	—	—
Isolation ... ..	—	—	—	—	—	—	—	—	—
Maternity ... ..	1	—	—	14	5	—	—	14	5
				10 cots	2 babies				
Total ... ..	8	105	75	132	91	52	24	289	190
PUBLIC ASSISTANCE INSTITUTION.									
Chronic Infirm ...	2	28	25	31	27	—	—	59	52
Mental ... ..									
(a) Lunacy Act,									
(i) Short stay	2	74	2	74	1	—	—	148	3
(ii) Long stay			60		62				122
(b) Mental Treat-ment Act,									
(i) Voluntary	—	—	—	—	—	—	—	—	—
(ii) Temporary	—	—	—	—	—	—	—	—	—
Mental Defectives ...	—	—	—	—	—	—	—	—	—
Other ... ..	—	—	—	—	—	—	—	—	—
Total ... ..	4	102	87	105	90	—	—	207	177

\* Includes 7 Mental Defectives.





**MUNICIPAL HOSPITAL, X-RAY DEPARTMENT.**

Year ended December 31st, 1932.

## IN-PATIENTS

Number of Patients Radiographed ... ..	489
Number of Patients Screened ... ..	103

## CLASSIFICATION.

Alimentary Tract ... ..	36
Toes ... ..	1
Feet ... ..	11
Ankles ... ..	47
Legs ... ..	26
Knees ... ..	38
Thighs ... ..	17
Hips ... ..	22
Pelvis ... ..	32
Pregnancy ... ..	16
Spine ... ..	44
Jaw ... ..	6
Teeth ... ..	2
Face ... ..	1
Skull ... ..	11

## CLASSIFICATION.

Biliary Tract ... ..	2
Fingers ... ..	5
Thumb ... ..	4
Hand ... ..	3
Wrist ... ..	145
Forearm ... ..	6
Elbow ... ..	10
Arm ... ..	10
Shoulder ... ..	6
Clavicle ... ..	1
Ribs ... ..	9
Chest ... ..	45
Urinary Tract ... ..	8
Colon ... ..	6
Oesophagus ... ..	6

## OUT-PATIENTS.

From Bank Hall Hospital—Adults, 11. Children, 104. ... ..	115
From School Clinic ... ..	16
From Tuberculosis Clinic, Corporation Employees, etc. ... ..	8
Total ... ..	139

## PATIENTS SENT TO THE VICTORIA HOSPITAL FOR SPECIAL X-RAY EXAMINATIONS.

Chests, 10. Urinary Tract, 1. Others, 2. ... ..	Total ... ..	13
---	--------------	----



**MUNICIPAL HOSPITAL ELECTRO-THERAPEUTIC DEPARTMENT.**

Year ended December 31st, 1932.

**IN-PATIENTS.****ARTIFICIAL SUNLIGHT:—**

Number of Patients	...	...	...	...	...	87
--------------------	-----	-----	-----	-----	-----	----

**Treatments:—**

Carbon Arc Lamp	...	...	...	...	...	4558
-----------------	-----	-----	-----	-----	-----	------

Mercury Vapour Lamp	...	...	...	...	...	205
---------------------	-----	-----	-----	-----	-----	-----

Infra Red Lamp	...	...	...	...	...	68
----------------	-----	-----	-----	-----	-----	----

Kromayer Lamp	...	...	...	...	...	4
---------------	-----	-----	-----	-----	-----	---

Total	...	...	...	...	...	4835
-------	-----	-----	-----	-----	-----	------

**MASSAGE:—**

Number of Patients	...	...	...	...	...	59
--------------------	-----	-----	-----	-----	-----	----

Treatments	...	...	...	...	...	587
------------	-----	-----	-----	-----	-----	-----

**EXERCISES:—**

Number of Patients	...	...	...	...	...	41
--------------------	-----	-----	-----	-----	-----	----

Treatments	...	...	...	...	...	1939
------------	-----	-----	-----	-----	-----	------

**CONTRAST BATHS:—**

Number of Patients	...	...	...	...	...	1
--------------------	-----	-----	-----	-----	-----	---

Treatments	...	...	...	...	...	8
------------	-----	-----	-----	-----	-----	---

**ELECTRICITY:—**

Number of Patients	...	...	...	...	...	60
--------------------	-----	-----	-----	-----	-----	----

Treatments	...	...	...	...	...	2573
------------	-----	-----	-----	-----	-----	------

Total In-Patients Treated	...	...	...	...	...	248
---------------------------	-----	-----	-----	-----	-----	-----

Total Treatments given to In-Patients	...	...	...	...	...	9942
---------------------------------------	-----	-----	-----	-----	-----	------

**OUT-PATIENTS.****GENERAL CASES:—Number of Patients for**

Massage	...	...	...	...	...	11
---------	-----	-----	-----	-----	-----	----

Electricity	...	...	...	...	...	23
-------------	-----	-----	-----	-----	-----	----

Artificial Sunlight	...	...	...	...	...	32
---------------------	-----	-----	-----	-----	-----	----

X-Ray Therapy	...	...	...	...	...	2
---------------	-----	-----	-----	-----	-----	---

**TUBERCULOSIS SCHEME CASES:—**

Number of Patients	...	...	...	...	...	41
--------------------	-----	-----	-----	-----	-----	----

Number of Attendances	...	...	...	...	...	1108
-----------------------	-----	-----	-----	-----	-----	------

**Treatments:—**

Carbon Arc Lamp	...	...	...	...	...	594
-----------------	-----	-----	-----	-----	-----	-----

Mercury Vapour Lamp	...	...	...	...	...	41
---------------------	-----	-----	-----	-----	-----	----

Kromayer Lamp	...	...	...	...	...	831
---------------	-----	-----	-----	-----	-----	-----

Total Treatments	...	...	...	...	...	1466
------------------	-----	-----	-----	-----	-----	------

**Extract from the Report of the Medical Superintendent of the Burnley Joint  
Hospital Board, 1932.**

TABLE showing the Notifications of the Four Principal Infectious Diseases in  
the areas of the Constituent Authorities, and the numbers isolated,  
together with the percentage isolated:—

Authority	Scarlet Fever	Enteric Fever	Ery- sipelas	Diph- theria	Total
<b>BURNLEY BOROUGH—</b>					
Total Notified ... ..	178	4	49	86	317
Total Isolated ... ..	105	4	2	75	186
Percentage Isolated ...	59·0	100·0	4·1	87·2	58·7
<b>BURNLEY RURAL DISTRICT—</b>					
Total Notified ... ..	30	—	3	15	48
Total Isolated ... ..	19	—	—	12	31
Percentage Isolated ...	63·3	—	—	80·0	64·6
<b>BRIERFIELD URBAN DISTRICT—</b>					
Total Notified ... ..	12	—	1	15	28
Total Isolated ... ..	8	—	—	11	19
Percentage Isolated ...	66·7	—	—	73·3	67·9
<b>PADIHAM URBAN DISTRICT—</b>					
Total Notified ... ..	41	—	5	10	56
Total Isolated ... ..	29	—	—	10	39
Percentage Isolated ...	70·7	—	—	100·0	69·8





## SIZE OF ROOMS.—HEIGHTS.

APPENDIX 6.

Kind of House	Kind of Room	Under 8 feet	Between 8 & 9 feet	Between 9 & 10 feet	10 feet & above	Total
Through Houses	Living Rooms with Kitchen Ranges	44	131	1062	3	1240
	Rooms without Kitchen Ranges	3	8	36	—	47
	Parlours ... ..	7	6	432	—	445
	Bedrooms ... ..	64	211	1779	22	2076
Back-to-Back Houses ...	Living Rooms ...	25	124	13	2	164
	Bedrooms ... ..	128	52	11	5	196
Single Houses	Living Rooms with Kitchen Ranges	41	27	3	—	71
	Bedrooms ... ..	25	34	33	11	103
Single Room Dwellings ...	—	—	—	1	—	1
Basements ...	—	—	—	—	—	—

## SIZE OF ROOMS.—FLOOR SPACE.

Kind of House	Kind of Room	Under 125 sq. feet	Between 125 & 150 sq. feet	Between 150 & 200 sq. feet	Between 200 & 250 sq. feet	250 sq. feet & above	Total
Through Houses	Living Rooms with Kitchen Ranges	253	257	649	77	4	1240
	Rooms without Kitchen Ranges	47	—	—	—	—	47
	Parlours ... ..	239	129	68	7	2	445
	Bedrooms ... ..	724	539	731	78	4	2076
Back-to-Back Houses ...	Living Rooms ...	5	15	116	27	1	164
	Bedrooms ... ..	30	24	57	75	10	196
Single Houses	Living Rooms with Kitchen Ranges	1	7	22	35	6	71
	Bedrooms ... ..	30	13	20	21	19	103
Single Room Dwellings ...	—	—	—	—	1	—	1
Basements ...	—	—	—	—	—	—	—



## SIZE OF ROOMS.—CUBIC SPACE.

Kind of House	Kind of Room	Under 1,000 cubic feet	Between 1,000 and 1,500 cubic feet	Between 1,500 and 2,000 cubic feet	2,000 cubic feet and above	Total
Through Houses	Living Rooms with Kitchen Ranges	140	687	404	9	1240
	Rooms without Kitchen Ranges	45	2	—	—	47
	Parlours ... ..	144	258	39	4	445
	Bedrooms ... ..	601	999	459	17	2076
Back-to-Back Houses ...	Living Rooms ...	4	76	78	6	164
	Bedrooms ... ..	31	78	77	10	196
Single Houses	Living Rooms with Kitchen Ranges	1	26	38	6	71
	Bedrooms ... ..	28	29	22	24	103
Single Room Dwellings ...	—	—	—	—	1	1
Basements ...	—	—	—	—	—	—

8 living rooms used as sleeping rooms in addition to bedrooms.

34 living rooms used as sleeping rooms instead of bedrooms.

30 parlours used as sleeping rooms in addition to bedrooms.

## OVERCROWDING:—

8 allowing 300 cubic feet per adult in bedrooms.

19 allowing 400 cubic feet per adult in bedrooms.

21 on the basis adopted by the Registrar-General, viz., more than 2 persons to a room.

## RENTS.

## THROUGH HOUSES.

Rents ranging from 5s. 0d. to 16s. 0d. ...	6 at 5s. 0d.
	9 at 6s. 1d.
	30 at 6s. 6d.
	43 at 7s. 3d.
	15 at 8s. 1d.
	9 at 9s. 0d.
	16 at 10s. 0d.
	4 at 11s. 0d.
	4 at 12s. 6d.

Rents ranging from 5s. 6d. to 16s. 0d., both rates.

## BACK-TO-BACK HOUSES.

Rents ranging from 2s. 3d. a week to 18s. 0d. a week, clear.

## SINGLE HOUSES.

Rents ranging from 3s. 6d. a week to 9s. 0d., clear.

Single Room Dwelling, 7s. 0d., clear.

## STORAGE OF FOOD.

- 757 had cupboards.
- 28 had cupboards and pantries.
- 344 had pantries.
- 13 had shelves.
- 6 had no proper storage.

## STORAGE OF COAL.

- 308 had places under the stairs.
- 93 had cellars.
- 695 had coal in yards.
- 52 had no proper storage for coal.

## WATER SUPPLY.

All houses were supplied with Town water.

- 677 had taps in living rooms.
- 49 " " scullery kitchens.
- 406 " " sculleries.
- 16 " " other places.

## DRAINS.

All houses were provided with drains.

- 14 had drains underneath (cellar drains).
- 317 ventilated by down spouts.
- 434 sloptraps.
- 26 gullies in cellars.
- 257 yard gullies.
- 693 dishbrick inlets to waste water closets.
- 13 ventilated by soilpipes.

## DOWNSPOUTS.

- 91 near doors.
- 273 near windows.
- 61 on corner of buildings.
- 317 connected to drains.

Remainder discharging on to sloptraps, yard flags and footpaths.

## SLOP-PIPES.

- 1098 inside.
- 50 outside.

## YARDS.

- 888 houses had back yards for own use.
- 183 had under 100 square feet.
- 355 between 100 and 125 square feet.
- 332 between 125 and 200 square feet.
- 18 above 200 square feet.



## SANITARY CONVENIENCES.

988 had separate conveniences.

9 joined at 3; 84 joined at 42.

67 joined at closets used in common with houses previously inspected.

## CLEAN-WATER CLOSETS.

122 with separate cisterns.

## WASTE-WATER CLOSETS:—837.

## LATRINE OR TROUGH CLOSETS:—74.

## ASHPITS.

Large covered	...	...	...	...	...	...	...	6
---------------	-----	-----	-----	-----	-----	-----	-----	---

Small covered	...	...	...	...	...	...	...	221
---------------	-----	-----	-----	-----	-----	-----	-----	-----

217 had ashpits for own use; 6 joined at 3 ashpits; 3 joined at 1;

14 joined at 2; 16 joined at 2; 9 joined at 1; and 24 joined at 1.

30 joined at ashpits with other houses previously inspected.

## ASHBINS ... 730

693 had bin for own use.

74 joined at ashbin with another.

62 joined at ashbins with other houses previously inspected.

## DEFECTS FOUND:—

## DAMPNESS—

Living Rooms	...	...	...	...	...	...	...	59
--------------	-----	-----	-----	-----	-----	-----	-----	----

Caused by want of pointing	...	...	...	...	...	...	...	21
----------------------------	-----	-----	-----	-----	-----	-----	-----	----

„ absence of damp-proof course	...	...	...	...	...	...	...	29
--------------------------------	-----	-----	-----	-----	-----	-----	-----	----

„ defective spouting	...	...	...	...	...	...	...	3
----------------------	-----	-----	-----	-----	-----	-----	-----	---

„ defective doors	...	...	...	...	...	...	...	4
-------------------	-----	-----	-----	-----	-----	-----	-----	---

„ defective window frames	...	...	...	...	...	...	...	2
---------------------------	-----	-----	-----	-----	-----	-----	-----	---

Parlours	...	...	...	...	...	...	...	19
----------	-----	-----	-----	-----	-----	-----	-----	----

Caused by want of pointing	...	...	...	...	...	...	...	3
----------------------------	-----	-----	-----	-----	-----	-----	-----	---

„ absence of damp-proof course	...	...	...	...	...	...	...	15
--------------------------------	-----	-----	-----	-----	-----	-----	-----	----

„ defective window frames	...	...	...	...	...	...	...	1
---------------------------	-----	-----	-----	-----	-----	-----	-----	---

Bedrooms	...	...	...	...	...	...	...	135
----------	-----	-----	-----	-----	-----	-----	-----	-----

Defective roofs	...	...	...	...	...	...	...	82
-----------------	-----	-----	-----	-----	-----	-----	-----	----

Defective spouting	...	...	...	...	...	...	...	6
--------------------	-----	-----	-----	-----	-----	-----	-----	---

Want of wall pointing	...	...	...	...	...	...	...	45
-----------------------	-----	-----	-----	-----	-----	-----	-----	----

Defective window frames	...	...	...	...	...	...	...	2
-------------------------	-----	-----	-----	-----	-----	-----	-----	---

## WANT OF CLEANLINESS.

4 living rooms were in need of re-papering, and 17 bedrooms required white or colour washing.

## VENTILATION.

72 bedrooms poorly ventilated, roof lights not openable.

## WINDOWS.

530 defects were found in connection with living room windows.  
 10 " " " " scullery kitchen windows.  
 453 " " " " bedroom windows.

## STATE OF REPAIR:—

## LIVING ROOMS.

37 doors, jamb stones or steps, out of repair.  
 100 with defective walls.  
 126 " " floors.  
 48 " " ceilings.  
 416 defects were found in connection with fireplaces, ovens and boilers.  
 1 lobby had defective floor and 3 defective plastering.  
 8 stairs out of repair, 1 skirting boards defective.  
 64 staircases had defective plastering.  
 95 staircases had no handrails.

## SCULLERIES.

48 windows were not openable, and 9 had defective window frames.  
 30 had walls or ceilings out of repair, and 8 roofs were defective.  
 20 had floors out of repair.  
 26 were without downspouts and eaves spouts.  
 4 defects were found in connection with set boilers.  
 3 " " " " downspouts.

## BEDROOMS.

198 walls out of repair.  
 66 floors out of repair.  
 108 ceilings out of repair.  
 36 fireplaces out of repair.  
 448 without fireplaces.  
 67 fireplaces built up or blocked up.  
 9 ceilings not underdrawn.

## FOOD STORES.

2 cupboards out of repair.  
 1 pantry floor out of repair.  
 1 pantry plaster defective.

## DRAINS.

3 blocked.  
 3 dishbricks broken or required cementing at back.  
 2 sloptraps without grates.

## DOWN-SPOUTS.

4 broken or blocked.

## SLOPSTONES.

62 worn, allowing water to lodge or flow over on to the floor  
 2 defective supports.



## SLOP-PIPES.

17 defective or short.

## CLOSETS.

10 defects were found in connection with clean-water closets, 65 in connection with waste-water closets ; and 3 in connection with Latrine closets.

## ASHPITS AND ASHBINS.

15 ashpits defective.

4 bins defective.

## YARDS.

42 with broken or sunken flags.

5 with defective walls.

13 had doors out of repair.

2 were without doors.

## MISCELLANEOUS PARTICULARS.

219 of the houses had forecourts ; 85 had lobbies, 193 had vestibules and lobbies, 139 had vestibules only, and 75 were provided with baths.

449 were occupied by the owners, and 58 were houses and shops.

202 houses were each occupied by 2 families, and 3 houses were each occupied by 3 families.

## OVERCROWDED HOUSES OCCUPIED BY MORE THAN 1 FAMILY.

Allowing 300 cubic feet per adult in bedrooms, none were overcrowded.

Allowing 400 cubic feet, 4 ; and on the basis of more than 2 persons per room, 1 was overcrowded.

POLICE COURT PROCEEDINGS, 1932.

APPENDIX 7.

196

Date of Decision.	Act, Bye-law or Regulation under which Proceedings taken.	Offence.	Result.
Jan. 6th	Food and Drugs (Adulteration) Act, 1928, Section 2	Selling whisky adulterated with 11.2% water	Fine £5. Costs £1/1/-
Feb. 3rd	Public Health Act, 1875, Sections 91-96	Nuisance	Withdrawn, work done. Costs 3/6
Feb. 24th	Food and Drugs (Adulteration) Act, 1928, Section 2	Selling milk deficient in fat	Dismissed
Feb. 24th	Do.	Do.	Dismissed
Mar. 9th	Do.	Selling whisky adulterated with 6.2% water	Fine £3. Costs £1/1/-
April 13th	Do.	Selling milk deficient in fat	Dismissed
April 13th	Do.	Do.	Dismissed
April 20th	Public Health Act, 1875, Sections 91-96	Nuisance	Withdrawn, work done. Costs 3/6
June 1st	Food and Drugs (Adulteration) Act, 1928, Section 2	Selling milk adulterated with 20% water	Fine £5/5/-, including Costs
Aug. 31st	Merchandise Marks (Imported Goods) No. 4 Order, 1929	Selling Dutch Tomatoes not labelled with country of origin	Dismissed. Probation of Offenders' Act. Costs 4/-
Aug. 31st	Do.	Aiding and abetting in above	Fine £1
Oct. 12th	Public Health Act, 1875, Sections 91-94	Nuisance	Order. Fine 10/-, Costs £1/1/-
Nov. 15th	Public Health Act, 1925, Section 73	Distributing toys from rag-cart	Dismissed
Nov. 30th	Food and Drugs (Adulteration) Act, 1928, Section 2	Selling milk deficient in fat	Dismissed. Costs 4/-
Nov. 30th	Do.	Do.	Fine £1/1/-, Costs £2 2/-



Table showing the Medical Examinations carried out during the year 1932  
for the various Corporation Departments, etc.

Examinations of Corporation Employees under the Workmen's Compensation Act...	299
For employment in the Tramways Department ...	
Road Traffic Act ...	109
Others ...	9
	118
For Superannuation purposes ...	52
For claims for compensation by persons other than Corporation employees ...	15
For the Ministry of Pensions in respect of Tuberculous Ex-Servicemen ...	2
	—
	486
	—

## MINISTRY OF HEALTH RETURNS.

Form M.C.W. 96 (Rev.)

**MATERNITY AND CHILD WELFARE.**

Return (1) showing the arrangements made for maternity and child welfare by the Council and by Voluntary Associations providing maternity and child welfare services in respect of which the Council pay contributions under Section 101 of the Local Government Act, 1929, or otherwise; and (2) giving particulars of the work done during the year 1932.

## 1. POPULATION OF THE AREA SERVED BY THE COUNCIL:—97,210

## 2. NUMBER OF BIRTHS NOTIFIED IN THAT AREA DURING THE YEAR UNDER THE NOTIFICATION OF BIRTHS ACT, 1907, AS ADJUSTED BY ANY TRANSFERRED NOTIFICATIONS:—

- (a) Live Births—1171. (b) Still Births—62. (c) Total—1233.  
 (d) By Midwives—473. (e) By Doctors and Parents—297.  
 (f) Institutions:—Maternity Hospital—367. Municipal Hospital—96.

## 3. HEALTH VISITING.

## (i) Number of Officers employed for Health Visiting at the end of the year:—

- (a) by the Council—1 Superintendent and 8 Health Visitors.  
 (b) by Voluntary Associations ... .. Nil.

## (ii) Equivalent of whole-time services devoted by the whole staff to health visiting (including attendance at Infant Welfare Centres):—

- (a) in the case of Health Visitors employed by the Council ... .. 50%  
 (b) in the case of Health Visitors employed by Voluntary Associations Nil.

## (iii) Number of Visits paid during the year by all Health Visitors:—

- |   |     |     |              |      |
|---|-----|-----|--------------|------|
| (a) To expectant mothers                          | ... | ... | First Visits | 543  |
|   |     |     | Total Visits | 647  |
| (b) To children under 1 year of age               | ... | ... | First Visits | 1170 |
|   |     |     | Total Visits | 6576 |
| (c) To children between the ages of 1 and 5 years | ... |     | Total Visits | 9071 |

## 4. INFANT WELFARE CENTRES.

- (a) Number of Centres provided and maintained by the Council ... 6  
 (b) Number of Centres provided and maintained by Voluntary Associations ... .. Nil.  
 (c) Total number of attendances at all Centres during the year:—  
     (i) By children under 1 year of age ... .. 8731  
     (ii) By children between the ages of 1 and 5 years ... .. 4664  
 (d) Total number of children who attended at the Centres for the first time during the year:—  
     (i) Children under 1 year of age ... .. 745  
     (ii) Children between the ages of 1 and 5 years ... .. 243



- (e) Total number of children who were in attendance at the Centres at the end of the year:—
- (i) Children under 1 year of age ... .. 620
- (ii) Children between the ages of 1 and 5 years ... .. 1029
- (f) Percentage of notified live births represented by the number in (d) (i) ... .. 63.6

5. ANTE NATAL CLINICS (WHETHER HELD AT INFANT WELFARE CENTRES OR AT OTHER PREMISES):—

- (a) Number of Clinics provided and maintained by the Council ... 3
- (b) Number of Clinics provided and maintained by Voluntary Associations ... .. Nil.
- (c) Total number of attendances by expectant mothers at all Clinics during the year ... .. 3035
- (d) Total number of expectant mothers who attended at the Clinics during the year ... .. 618
- (e) Percentage of total notified births (live and still) represented by the number in (d) ... .. 50.1

6. MATERNITY HOMES AND HOSPITALS.

I.

	Separate maternity institutions provided by the Council.	Institutions (with maternity wards) transferred to the Council under Part I of the Local Government Act, 1929	Institutions provided by Voluntary Associations and subsidised by the Council
Number of Institutions ...	1	1	—
Number of maternity beds (exclusive of isolation and labour beds) ... ..	21	14	—
Total number of women admitted to these beds during the year ... ..	381	94	—

II.

Number of women (if any) sent by the Council during the year to other Maternity Institutions ... .. Nil.

## 7. HOMES AND HOSPITALS FOR SICK OR AILING CHILDREN UNDER 5 YEARS OF AGE.

## I.

	Separate institutions provided by the Council for these cases	Institutions (with accommodation for these cases) transferred to the Council under Part I of the Local Government Act, 1929	Institutions provided by Voluntary Associations and subsidised by the Council
Number of Institutions ...	1	1	—
Number of beds provided for such children ...	24	52	—
Total number of children admitted to these beds during the year ...	123	210	—

## II.

Number of such children (if any) sent by the Council during the year to other Institutions ... Nil.

## 8. CONVALESCENT HOMES.

(a) Number of convalescent institutions with accommodation for expectant or nursing mothers or children under 5 years of age:—

(i) provided by the Council ... Nil.  
(ii) provided by Voluntary Associations ... 1

(b) Number of beds for such cases in convalescent institutions:—

(i) provided by the Council\* ... Nil.  
(ii) provided by Voluntary Associations ... 2

\*The Moorland Home of the Burnley League of Social Service.  
(Farmhouse with accommodation for 2 Nursing Mothers).

(c) Total number of cases admitted to the beds included in (b) during the year. (Accompanied by 58 children) ... 38

\*Each Nursing Mother admitted for 1 week only. Nursing Mothers may be accompanied by one infant and one other young child.

(d) Total number of such cases sent by the Council during the year to other convalescent institutions ... Nil.

## 9. HOMES FOR MOTHERS AND BABIES.

(a) Number of such homes:—

(i) provided by the Council ... Nil.  
(ii) provided by Voluntary Associations ... Nil.



- (b) Number of beds in homes:—
- |  |      |
|--|------|
| (i) provided by the Council ... ..             | Nil. |
| (ii) provided by Voluntary Associations ... .. | Nil. |
- (c) Total number of cases admitted to these homes during the year:—
- |                                |      |
|--------------------------------|------|
| (i) expectant mothers ... ..   | Nil. |
| (ii) mothers and babies ... .. | Nil. |
| (iii) babies ... ..            | Nil. |
- (d) Total number of such cases sent by the Council during the year to other homes for mothers and babies ... .. Nil.

#### 10. DAY NURSERIES.

- (a) Number of day nurseries:—
- |  |      |
|--|------|
| (i) provided by the Council ... ..             | Nil. |
| (ii) provided by Voluntary Associations ... .. | Nil. |
- (b) Number of places for children under 5 years of age in the nurseries:—
- |  |      |
|--|------|
| (i) provided by the Council ... ..             | Nil. |
| (ii) provided by Voluntary Associations ... .. | Nil. |
- (c) Total number of attendances of children at these nurseries during the year ... .. Nil.

## 11. INFECTIOUS DISEASES.

Disease.	Number of cases notified during the year.	Number of cases visited by officers of the Council.	Number of cases for whom home nursing was provided by the Council.	Number of cases removed to hospitals.
(1) Ophthalmia ... Neonatorum	16	14	7	2 removed to Hospital. 2 notified from Hospital.
(2) Pemphigus ... Neonatorum	—	—	—	—
(3) Puerperal ... Fever	4	2	—	2 notified from Hospital. 1 removed to Hospital.
(4) Puerperal ... Pyrexia	20	7	2	14 Notified from Hospital. 5 removed to Hospital.
(5) Measles and ... German Measles (in children under 5 years of age)	176	175	—	1 occurred in Hospital.
(6) Whooping Cough (do.) ...	62 cases found by Health Visitors (74 visits paid)	62	—	—
(7) Epidemic Diarrhoea (do.)	8 cases found by Health Visitors (12 visits paid)	8	—	—
(8) Poliomyelitis ... (do.)	1	—	—	Case notified from Hospital.

## 12. HOME NURSING.

- (a) Number of nurses employed at the end of the year for the nursing of expectant mothers and children under 5 years of age, maternity nursing, or the nursing of puerperal fever:—

- (i) by the Council ... .. Nil.  
(ii) by Voluntary Associations—Council requisitions service of a nurse, when required, from Local Nursing Association.

- (b) Total number of cases attended during the year by these nurses 9



## 13. MIDWIVES.

I. (a) Number practising in the area served by the Council for maternity and child welfare at the end of the year=19+8 in Maternity Hospital and 4 in Municipal Hospital.

(b) Number:—

(i) employed by the Council	...	Nine, apart from Hospital Staffs.
(ii) directly subsidised by the Council	...	Nil.
(iii) employed by Voluntary Associations	...	Nil.

(c) Number of cases during the year in which the Council paid or contributed to the fee of a midwife.—No financial payment. The L.A. has supplied extern midwife from Maternity Hospital to act for 2 private midwives during suspension on account of Infectious Diseases.

II. (a) Number of cases attended by midwives during the year:—

(i) as midwives	...	359
(ii) as maternity nurses	...	224
(iii) in Hospitals	...	463

(b) Number of cases during the year in which medical aid was summoned by a midwife under Section 14(1) of the Midwives. Act, 1918 158

## 14. MATERNAL DEATHS.

(a) Number of women who died in, or in consequence of, childbirth in the area served by the Council for maternity and child welfare during the year:—

(i) from sepsis	...	2+1 outward transfer.
(ii) from other causes	...	4+2 inward transfers.

(b) Number of these cases which died:—

(i) at home	...	0
(ii) in institutions	...	6+1 outward transfer, and 2 inward transfers, the latter occurring in Nursing Homes.

**MATERNITY AND CHILD WELFARE.**

RETURN RELATING TO MATERNITY HOSPITALS AND HOMES MAINTAINED OR SUBSIDISED  
BY THE COUNCIL DURING THE YEAR 1932.

1. Name and Address of Institution.—Bank Hall Maternity and Children's Hospital.
2. Number of Maternity Beds in the Institution (exclusive of Isolation and Labour Beds).—21.
3. Number of Maternity Cases admitted during the year.—381.
4. Average duration of stay. —15·3 days, including Antenatal Treatment.  
13·6 days for confinement.
5. Number of cases delivered by—
  - (a) Midwives ... 308
  - (b) Doctors ... 55
6. Number of cases in which medical assistance was sought by a Midwife in emergency—128.
7. Number of cases notified as—
  - (a) Puerperal Fever ... 1
  - (b) Puerperal Pyrexia ... 13
8. Number of cases of Pemphigus Neonatorum—None.
9. Number of Infants not entirely breastfed while in the Institution—17.
10. (a) Number of cases notified as Ophthalmia Neonatorum—2.  
(b) Result of treatment in each case—Vision not impaired.
11. (a) Number of Maternal Deaths—3.  
(b) Cause of death in each case.
  - I. i(a) Uræmia.  
(b) Pyo-nephrosis.—Emergency case.
  - II. i(a) Toxic Albuminuria with Hyperemesis.  
(b) Miscarriage (following induction).  
(c) Cardiac Failure—Emergency case.
  - III. Mitral Stenosis with Cardiac Failure.  
Cæsarian Section.
12. Number of Infant Deaths—
  - (i) Stillborn ... 19
  - (ii) Within 10 days of birth ... 15
  - (b) Cause of death in each case.
 

<p>Still-births—19.</p> <ol style="list-style-type: none"> <li>1. Congenital Deformities ... 1</li> <li>2. Macerated Fœtus ... 3</li> <li>3. Accidental Hæmorrhage ... 2</li> <li>4. Prolapsed Cord ... 3</li> <li>5. Albuminuria ... 2</li> <li>6. Eclampsia ... 1</li> <li>7. Malpresentation ... 1</li> <li>8. Contracted Pelvis ... 1</li> <li>9. Normal Labour ... 1</li> <li>10. Uterine inertia (forceps) ... 4</li> </ol>	<p>Infantile Deaths—15.</p> <ol style="list-style-type: none"> <li>1. Prematurity ... 6</li> <li>2. Atelectasis ... 5</li> <li>3. Convulsions ... 1</li> <li>4. Dystocia ... 1</li> <li>5. Imperforate Anus. ... 1</li> <li>6. Congenitally feeble twin ... 1</li> </ol>
---	--

19

15



**MATERNITY AND CHILD WELFARE.**

RETURN RELATING TO MATERNITY HOSPITALS AND HOMES MAINTAINED OR SUBSIDISED BY  
THE COUNCIL DURING THE YEAR 1932.

1. Name and Address of Institution—Primrose Bank Municipal Hospital, Burnley.
2. Number of Maternity Beds in the Institution (exclusive of Isolation and Labour Beds)—14.
3. Number of Maternity Cases admitted during the year—94.
4. Average duration of stay—16·03 days.
5. Number of Cases delivered by—
 

(a) Midwives ... ..	72
(b) Doctors ... ..	22
6. Number of cases in which medical assistance was sought by a Midwife in emergency—9.
7. Number of Cases notified as—
 

(a) Puerperal Fever ... ..	1
(b) Puerperal Pyrexia ... ..	1
8. Number of Cases of Pemphigus Neonatorum—None.
9. Number of Infants not entirely breastfed while in the Institution—6.
10. (a) Number of Cases notified as Ophthalmia Neonatorum—Nil.  
(b) Result of treatment in each case—Nil.
11. (a) Number of Maternal Deaths—2.  
(b) Cause of Death in each case.
 

I. Chronic Valvular Disease of Heart. (Collapsed immediately on delivery).
II. Mitral Stenosis. (Died 9 nine days after delivery).
12. (a) Number of Infant Deaths—
 

(i) Still-born ... ..	5
(ii) Within 10 days of birth ... ..	8
- (b) Cause of death in each case.
 

Still-births—5.		Infantile Deaths—8.	
1. Prematurity ... ..	2	1. Prematurity ... ..	5
2. Macerated Fœtus ... ..	2	2. Congenital Syphilis ... ..	2
3. Premature Separation of Placenta ... ..	1	3. Atelectasis ... ..	1
	<hr/> 5		<hr/> 8
	<hr/>		<hr/>

## TUBERCULOSIS.

Form T. 137.

## PUBLIC HEALTH (TUBERCULOSIS) REGULATIONS, 1930.

Summary of Notifications during the period from the 3rd January, 1932, to the 31st December, 1932, in the County Borough of Burnley, (to which this return relates).

Age-periods.	Formal Notifications.												Total Notifications
	Number of Primary Notifications of new cases of Tuberculosis.												
	0 to 1	1 to 5	5 to 10	10 to 15	15 to 20	20 to 25	25 to 35	35 to 45	45 to 55	55 to 65	65 and upwards	Total (all ages)	
Pulmonary Males ...	—	—	1	1	6	9	15	12	14	8	—	66	85
„ Females ...	—	—	—	1	7	9	14	9	5	4	—	49	59
Non-pulmonary Males ...	2	1	4	1	3	3	4	—	2	—	—	20	34
„ „ Females ...	—	5	1	1	8	3	8	7	1	2	1	37	57

## PART II.

## SUPPLEMENTAL RETURN.

New cases of Tuberculosis coming to the knowledge of the Medical Officer of Health during the above-mentioned period, otherwise than by formal notification.

Age Periods.	0 to 1	1 to 5	5 to 10	10 to 15	15 to 20	20 to 25	25 to 35	35 to 45	45 to 55	55 to 65	65 and upwards	Total Cases
Pulmonary Males .....	—	—	—	—	—	2	1	—	3	—	—	6
„ Females ...	—	—	—	—	—	—	4	—	1	—	—	5
Non-pulmonary Males ...	—	—	—	—	—	—	—	1	—	—	—	1
„ Females	—	1	—	—	—	1	—	—	2	—	—	2

The source from which information as to the above-mentioned cases was obtained is stated below:—

Source of Information.	No. of Cases.	
	Pulmonary.	Non-pulmonary.
Death Returns { from local Registrars ... ..	2	2
transferable deaths from Registrar General	2	—
Posthumous Notifications ... ..	—	—
“ Transfers ” from other areas (other than transferable deaths)	7	3
Other Sources if any (specify) ... ..	—	—

## PART III.

## NOTIFICATION REGISTER.

Number of cases of Tuberculosis remaining at the 31st December, 1932, on the Registers of Notifications kept by the Medical Officer of Health of the County Borough.	Pulmonary			Non-Pulmonary			Total Cases
	Males	Females	Total	Males	Females	Total	
	238	186	424	109	127	236	
Number of cases removed from the Register(s) during the year by reason inter alia of:—							
1. Withdrawal of notification ... ..	9	2	11	3	—	3	14
2. Recovery from the disease ... ..	2	1	3	2	2	4	7
3. Death ... ..	44	33	77	9	14	23	100
4. Other reasons ... ..	10	10	20	7	6	13	33



## TUBERCULOSIS.

Form T. 145.

(C) Number of beds available for the treatment of Tuberculosis on the 31st December in Institutions belonging to the Council.

NAME OF INSTITUTION:—MUNICIPAL HOSPITAL.

No definite number of beds specifically assigned for the treatment of Pulmonary and Non-Pulmonary Tuberculosis.

(D) Return showing the extent of Residental Treatment and Observation during the year in Institutions (other than Poor Law Institutions) approved for the treatment of Tuberculosis.

		In Institu- tions on Jan. 1st.	Admitted during the year	Discharged during the year	Died in the Institut tions	In Institu- tions on Dec. 31st.
Number of doubtfully tuberculous cases admitted for observation	Adult males	—	1	1	—	—
	Adult females	—	—	—	—	—
	Children	—	—	—	—	—
	Total	—	1	1	—	—
Number of definitely tuberculous patients admitted for treatment	Adult males	23	47	43	5	22
	Adult females	26	66	59	7	26
	Children	7	5	8	—	4
	Total	56	118	110	12	52
GRAND TOTAL ... ..		56	119	111	12	52






(G) Return showing the immediate results of treatment of definitely tuberculous patients discharged during the year from Institutions approved for the treatment of Tuberculosis.

Classification on admission to the Institution.				Condition at time of discharge.	Duration of Residential Treatment in the Institution.														Grand Totals	
					Under 3 months			3—6 months			6—12 months			More than 12 months			Totals			
					M.	F.	Ch.	M.	F.	Ch.	M.	F.	Ch.	M.	F.	Ch.	M.	F.		Ch.
PULMONARY TUBERCULOSIS.	Class T. B. minus.	Quiescent ... ..	2	2	—	1	3	1	—	2	—	—	—	—	3	7	1	11		
		Not quiescent ... ..	1	6	—	2	4	—	—	1	1	—	—	—	3	11	1	15		
		Died in Institution ...	—	—	—	—	—	—	—	—	—	—	—	—	—	—	—	—		
	Class T. B. plus. Group 1.	Quiescent ... ..	—	—	—	1	1	—	—	—	—	—	—	—	1	1	—	2		
		Not quiescent ... ..	2	1	—	2	3	—	3	2	—	3	1	—	10	7	—	17		
		Died in Institution ...	—	—	—	—	—	—	—	—	—	—	1	—	—	1	—	1		
	Class T. B. plus. Group 2.	Quiescent ... ..	—	1	—	—	2	—	—	1	—	—	—	—	—	4	—	4		
		Not quiescent ... ..	4	2	—	6	3	—	3	2	—	3	2	—	16	9	—	25		
		Died in Institution ...	1	2	—	—	—	—	1	—	—	—	1	—	2	3	—	5		
	Class T. B. plus. Group 3.	Quiescent ... ..	—	—	—	—	—	—	—	—	—	—	—	—	—	—	—	—		
		Not quiescent ... ..	3	6	—	1	5	—	5	4	—	—	1	—	9	16	—	25		
		Died in Institution ...	—	2	—	—	—	—	2	—	—	—	—	—	2	2	—	4		

Classification on admission to the Institution.				Duration of Residential Treatment in the Institution.																		
				Condition at time of discharge.			Under 3 months			3—6 months			6—12 months			More than 12 months			Totals			Grand Totals
							M.	F.	Ch.	M.	F.	Ch.	M.	F.	Ch.	M.	F.	Ch.	M.	F.	Ch.	
NON-PULMONARY TUBERCULOSIS.				Bones and Joints.	Quiescent ... ..	1	1	2	—	1	—	—	—	—	—	1	3	1	3	5	9	
					Not quiescent ... ..	—	—	—	—	—	—	—	—	—	—	1	—	—	1	1		
					Died in Institution ...	—	—	—	—	—	—	1	—	—	—	—	—	1	—	—	1	
				Abdominal.	Quiescent ... ..	—	—	—	—	—	—	—	—	—	—	—	—	—	—	—	—	
					Not quiescent ... ..	—	1	—	—	—	—	—	—	—	—	—	—	1	—	1		
					Died in Institution ...	—	1	—	—	—	—	—	—	—	—	—	—	1	—	1		
				Other Organs.	Quiescent ... ..	—	—	—	—	—	—	—	—	—	—	—	—	—	—	—	—	
					Not quiescent ... ..	—	—	—	—	—	—	—	—	—	—	—	—	—	—	—		
					Died in Institution ...	—	—	—	—	—	—	—	—	—	—	—	—	—	—	—		
Peripheral Glands.	Quiescent ... ..	—	—	—	—	—	—	—	—	—	—	—	—	—	—	—	—					
	Not quiescent ... ..	—	—	—	—	—	—	—	—	—	—	—	—	—	—	—						
	Died in Institution ...	—	—	—	—	—	—	—	—	—	—	—	—	—	—	—						









## NON-PULMONARY TUBERCULOSIS.

Supplementary Annual Return showing in summary form (a) the conditions at the end of 1932 of all Patients remaining on the Dispensary Register; and (b) the reasons for removal of all cases written of the Register.

(a) Remaining on Dispensary Register on 31st December.

Condition at the time of the last record made during the year to which the Return relates

Previous to 1926

1926

1927

1928

1929

1930

1931

1932

(b) Not now on Dispensary Register and reasons for removal therefrom.

Adults

Children

Adults

Children

Adults

Children

Adults

Children

Adults

Children

Adults

Children

Adults

Children

Adults

Children

Adults

Children

Adults

Children

Adults

Children

Adults

Children

Adults

Children

Adults

Children

Adults

Children

Adults

Children

Adults

Children

Adults

Children

Adults

Children

Adults

Children

Adults

Children

Adults

Children

Adults

Children

Adults

Children

Adults

Children

Adults

Children

Adults

Children

Adults

Children

Adults

Children

Adults

Children

Adults

Children

Adults

Children

Adults

Children

Adults

Children

Adults

Children

Adults

Children

Adults

Children

Adults

Children

Adults

Children

Adults

Children

Adults

Children

Adults

Children

Adults

Children

Adults

Children

Adults

Children

Adults

Children

Adults

Children

Adults

Children

Adults

Children

Adults

Children

Adults

Children

Adults

Children

Adults

Children

Adults

Children

Adults

Children

Adults

Children

Adults

Children

Adults

Children

Adults

Children

Adults

Children

Adults

Children

Adults

Children

Adults

Children

Adults

Children

Adults

Children

Adults

Children

Adults

Children

Adults

Children

Adults

Children

Adults

Children

Adults

Children

Adults

Children

Adults

Children

Adults

Children

Adults

Children

Adults

Children

Adults

Children

Adults

Children

Adults

Children

Adults

Children

Adults

Children

Adults

Children

Adults

Children

Adults

Children

Adults

Children

Adults

Children

Adults

Children

Adults

Children

Adults

Children

Adults

Children

Adults

Children

Adults

Children

Adults

Children

Adults

Children

Adults

Children

Adults

Children

Adults

Children

Adults

Children

Adults

Children

Adults

Children

Adults

Children

Adults

Children

Adults

Children

Adults

Children

Adults

Children

Adults

Children

Adults

Children

Adults

Children

Adults

Children

Adults

Children

Adults

Children

Adults

Children

Adults

Children

Adults

Children

Adults

Children

Adults

Children

Adults

Children

Adults

Children

Adults

Children

Adults

Children

Adults

Children

Adults

Children

Adults

Children

Adults

Children

Adults

Children

Adults

Children

Adults

Children

Adults

Children

Adults

Children

Adults

Children

Adults

Children

Adults

Children

Adults

Children

Adults

Children

Adults

Children

Adults

Children

Adults

Children

Adults

Children

Adults

Children

Adults

Children

Adults

Children

Adults

Children

Adults

Children

Adults

Children

Adults

Children

Adults

Children

Adults

Children

Adults

Children

Adults

Children

Adults

Children

Adults

Children

Adults

Children

Adults

Children

Adults

Children

Adults

Children

Adults

Children

Adults

Children

Adults

Children

Adults

Children

Adults

Children

Adults

Children

Adults

Children

Adults

Children

Adults

Children

Adults

Children

Adults

Children

Adults

Children

Adults

Children

Adults

Children

Adults

Children

Adults

Children

Adults

Children

Adults

Children

Adults

Children

Adults

Children

Adults

Children

Adults

Children

Adults

Children

Adults

Children

Adults

Children

Adults

Children

Adults

Children

Adults

Children

Adults

Children

Adults

Children

Adults

Children

Adults

Children

Adults

Children

Adults

Children

Adults

Children

Adults

Children

Adults

Children

Adults

Children

Adults

Children

Adults

Children

Adults

Children

Adults

Children

Adults

Children

Adults

Children

Adults

Children

Adults

Children

Adults

Children

Adults

Children

Adults

Children

Adults

Children

Adults

Children

Adults

Children

Adults

Children

Adults

Children

Adults

Children

Adults

Children

Adults

Children

Adults

Children

Adults

Children

Adults

Children

Adults

Children

Adults

Children

Adults

Children

Adults

Children

Adults

Children

Adults

Children

Adults

Children

Adults

Children

Adults

Children

Adults

Children

Adults

Children

Adults

Children

Adults

Children

Adults

Children

Adults

Children

Adults

Children

Adults

Children

Adults

Children

Adults

Children

Adults

Children

Adults

Children

Adults

Children

Adults

Children

Adults

Children

Adults

Children

Adults

Children

Adults

Children

Adults

Children

Adults

Children

Adults

Children

Adults

Children

Adults

Children

Adults

Children

Adults

Children

Adults

Children

Adults

Children

Adults

Children

Adults

Children

Adults

Children

Adults

Children

Adults

Children

Adults

Children

Adults

Children

Adults

Children

Adults

Children

Adults

Children

Adults

Children

Adults

Children

Adults

Children

Adults

Children

Adults

Children

Adults

Children

Adults

Children

Adults

Children

Adults

Children

Adults

Children

Adults

Children

Adults

Children

Adults

Children

Adults

Children

Adults

Children

Adults

Children

Adults

Children

Adults

Children

Adults

Children

Adults

Children

Adults

Children

Adults

Children

Adults

Children

Adults

Children

Adults

Children

Adults

Children

Adults

Children

Adults

Children

Adults

Children

Adults

Children

Adults

Children

Adults

Children

Adults

Children

Adults

Children

Adults

Children

Adults

Children

Adults

Children

Adults

Children

Adults

Children

Adults

Children

Adults

Children

Adults

Children

Adults

Children

Adults

Children

Adults

Children

Adults

Children

Adults

Children

Adults

Children

Adults

Children

Adults

Children

Adults

Children

Adults

Children

Adults

Children

Adults

Children

Adults

Children

Adults

Children

Adults

Children

Adults

Children

Adults

Children

Adults

Children

Adults

Children

Adults

Children

Adults

Children

Adults

Children

Adults

Children

Adults

Children

Adults

Children

Adults

Children

Adults

Children

Adults

Children

Adults

Children

Adults

Children

Adults

Children

Adults

Children

Adults

Children

Adults

Children

Adults

Children

Adults

Children

Adults

Children

Adults

Children

Adults

Children

Adults

Children

Adults

Children

Adults

Children

Adults

Children

Adults

Children

Adults

Children

Adults

Children

Adults

Children

Adults

Children

Adults

Children

Adults

Children

Adults

Children

Adults

Children

Adults

Children

Adults

Children

Adults

Children

Adults

Children

Adults

Children

Adults

Children

Adults

Children

Adults

Children

Adults

Children

Adults

Children

Adults

Children

Adults

Children

Adults

Children

Adults

Children

Adults

Children

Adults

Children

Adults

Children

Adults

Children

Adults

Children

Adults

Children

Adults

Children

Adults

Children

Adults

Children

(a) Remaining on Dispensary Register on 31st December.

(b) Not now on Dispensary Register and reasons for removal therefrom.







COUNTY BOROUGH OF BURNLEY.

Local Education Authority.

MEDICAL OFFICER'S  
REPORT  
1932

D. C. LAMONT, M.B., Ch.B., D.P.H.,  
School Medical Officer.

## Education Committee.

FOR THE MUNICIPAL YEAR 1932-33.

IS CONSTITUTED AS FOLLOWS:—

HIS WORSHIP THE MAYOR (ALDERMAN R. PLACE, J.P.)

\*ALDERMAN W. BUCHANAN (Chairman).

\*ALDERMAN H. LEES, J.P.

ALDERMAN L. THORNBUR.

\*COUNCILLOR MRS. M. BROWN, J.P.

\*COUNCILLOR J. BESTWICK.

COUNCILLOR R. BROADLEY, J.P.

\*COUNCILLOR E. BRODRICK.

\*COUNCILLOR J. T. CLEGG.

\*COUNCILLOR G. DUXBURY.

\*COUNCILLOR S. FEARNEHOUGH.

\*COUNCILLOR A. GREEN.

COUNCILLOR G. C. A. HAFFNER.

COUNCILLOR J. H. HEAP.

\*COUNCILLOR J. LYNCH.

\*COUNCILLOR L. RIPPON.

\*COUNCILLOR F. ROBINSON (Vice-Chairman).

\*COUNCILLOR R. L. TODD.

\*COUNCILLOR J. R. TOMLINSON.

COUNCILLOR J. S. YATES.

\*MRS. F. A. OGDEN, B.A., J.P.

\*RIGHT REV. MONSIGNOR PROVOST TYNAN, D.D.

REV. R. W. CROOK, M.A., B.D.

A. A. BELLINGHAM, ESQ.

---

\* Members of the Special Services Sub-Committee.



	Page
ATTENDANCES AT CLINICS ... .. .	29
CHARGES FOR TREATMENT ... .. .	71
CONVALESCENT HOMES ... .. .	49
CO-OPERATION OF:—	
Parents ... .. .	56
School Attendance Officers ... .. .	56
Teachers ... .. .	56
Voluntary Bodies ... .. .	56
CO-ORDINATION ... .. .	10
COST OF THE SCHOOL MEDICAL SERVICE ... .. .	71
DENTAL SCHEME ... .. .	44
DEATHS OF SCHOOL CHILDREN ... .. .	67
DENTAL INSPECTION ... .. .	44
EXCEPTIONAL CHILDREN OF THE AREA:—	
Blind ... .. .	57
Deaf ... .. .	57
Delicate ... .. .	59
Mentally Defective ... .. .	58
Physically Defective ... .. .	59
FACTS DISCLOSED BY MEDICAL INSPECTION:—	
Cleanliness ... .. .	16
Clothing and Footgear ... .. .	20
Defective Speech ... .. .	19
Defective Vision ... .. .	17
Deformities and Crippling Defects ... .. .	19
Dental Defects ... .. .	18
Ear Disease and Hearing ... .. .	18
Eye Diseases ... .. .	17
Heart Disease ... .. .	19
Heights and Weights ... .. .	20
Minor Ailments ... .. .	16
Nose and Throat Defects ... .. .	17
Skin Disease ... .. .	16
Tuberculosis ... .. .	22
FOLLOWING-UP ... .. .	71
HEALTH PROPAGANDA ... .. .	10
HYGIENE OF SCHOOLS ... .. .	

Contents (Continued).								Page
INFECTIOUS DISEASES ...	...	...	...	...	...	...	...	23
INSPECTION CLINIC ...	...	...	...	...	...	...	...	21
MEDICAL INSPECTION ...	...	...	...	...	...	...	...	12
MISCELLANEOUS INFORMATION	...	...	...	...	...	...	...	67
MISCELLANEOUS INSPECTIONS	...	...	...	...	...	...	...	22
NURSERY SCHOOL AND CLASSES	...	...	...	...	...	...	...	67-70
OPEN-AIR SCHOOL ...	...	...	...	...	...	...	...	50
PROVISION OF COD LIVER OIL AND MALT	...	...	...	...	...	...	...	55
PROVISION OF MEALS ...	...	...	...	...	...	...	...	54
PROVISION OF MILK ...	...	...	...	...	...	...	...	55
PHYSICAL TRAINING AND PLAYING FIELDS	...	...	...	...	...	...	...	52
RECOVERY OF COST OF TREATMENT	...	...	...	...	...	...	...	71
SANITARY SUPERVISION OF SCHOOLS	...	...	...	...	...	...	...	12
SCHOOL BATHS ...	...	...	...	...	...	...	...	55
SCHOOL CAMP ...	...	...	...	...	...	...	...	49
SCHOOL CLINICS	...	...	...	...	...	...	...	7, 8
SCHOOL JOURNEYS	...	...	...	...	...	...	...	56
SCHOOLS: NUMBER OF	...	...	...	...	...	...	...	7
SCHOOL POPULATION AND AVERAGE ATTENDANCE	...	...	...	...	...	...	...	7
SECONDARY SCHOOLS:—								
Character of Medical Inspection	...	...	...	...	...	...	...	64
Findings of Medical Inspection	...	...	...	...	...	...	...	65
Following-up	...	...	...	...	...	...	...	65
Treatment of Defects	...	...	...	...	...	...	...	66
SPECIAL ENQUIRIES:—								
Rheumatism	...	...	...	...	...	...	...	59
SPECIAL SCHOOLS	...	...	...	...	...	...	...	7
STAFF	...	...	...	...	...	...	...	9
STAMMERING	...	...	...	...	...	...	...	19
STATISTICAL TABLES (Appendix)	...	...	...	...	...	...	...	73-88
TREATMENT OF DEFECTS:—								
Dental Disease	...	...	...	...	...	...	...	45
Ear, Nose and Throat Defects	...	...	...	...	...	...	...	30
Minor Ailments	...	...	...	...	...	...	...	29
Orthopædic Defects	...	...	...	...	...	...	...	34-44
Skin Diseases	...	...	...	...	...	...	...	31
Visual Defects	...	...	...	...	...	...	...	31
VACCINATION	...	...	...	...	...	...	...	28



TO THE CHAIRMAN AND MEMBERS OF THE EDUCATION COMMITTEE.

SIR, LADIES AND GENTLEMEN,

I have the honour to submit my report on the work of the School Medical Service for the year 1932. The report is drawn up under the heads suggested by the Board of Education.

The value of the School Medical Service can be appraised only by a study of the statistics of the work carried out—figures which show from year to year the continued necessity for a complete scheme of early ascertainment and correction of defects. Many of these defects are of a minor degree, but are such that, if neglected, may lead to pathological conditions of more serious import, which may affect adversely the usefulness of the child in after-life.

Despite the continued high prevalence of unemployment and the cotton dispute, there is as yet, so far as can be judged from the findings of medical inspection, no evidence that the children have suffered directly from actual shortage of food. One finds, however, many pale faced, flat chested children, in whom external influences of unhygienic home environment combined with a diet which, although adequate in quantity, is lacking in the essential factors for good physical development, are in danger of developing a lowered resistance to infection. For such children the free meals, the open-air school and the Hest Bank Camp are of inestimable value.

There has been comparatively little absence from school on account of infectious disease.

The extension of the Orthopædic Scheme in the latter part of the year has enabled a large number of children to receive more individual after-care. The education of children in correct breathing, after treatment for nose and throat defects, is now being undertaken. Very careful scrutiny of each case is made before removal of tonsils and adenoids is advocated and conservative methods of treatment are given a full trial, consequently the number of operations performed, both through the Authority's Scheme and privately, is not large. It represents 1·8% of the average school attendance, as compared with an average of 2·2% for the whole country during 1931.

The Nursery School has commenced to do valuable work in bridging the gap between the time when the child begins to run about and his entering the elementary school. It provides a healthy environment, with suitable periods of rest, sleep, training in habits of cleanliness and personal hygiene, together with a well-balanced diet. It effects, by example, an educational influence on parents.

I would again thank you for your support during the year and the School Medical Staff for their loyal co-operation.

I have the honour to be,

Mr. Chairman, Ladies and Gentlemen,

Your obedient Servant,

Public Health Department,

Burnley.

April, 1933.

D. C. LAMONT,

School Medical Officer.



## General Information.

---

### SCHOLARS.

Number of Elementary School Children on roll on the 31st December, 1932, 13,247. Average attendance during year, 12,116.

### TEACHERS.—Elementary Schools.

Men, 90 ; Women, 293. Total, 383.

### SCHOOLS.

#### Elementary.

Number of Council Schools ... ..	16
Number of Non-Provided Schools ... ..	13
Number of Departments in charge of Head Teacher:—	
Mixed only ... ..	16
Boys only ... ..	2
Girls only ... ..	2
Mixed and Infants ... ..	7
Infants only ... ..	20

#### Secondary.

The Grammar School for Boys.  
The High School for Girls.

Special Schools ... .. 6

School for the Blind and partially blind, School for the Deaf, the Open Air School, 2 Schools for Mentally Defective children and Nursery School.

### SCHOOL CLINIC.

The School Clinic premises are in Elizabeth Street, and consist of a waiting room, office for clerical staff, School Medical Officer's consulting room, dental treatment room and Orthopædic Clinic. The Tuberculosis Dispensary is housed in the same building.

The total number of attendances at the various Clinics was 44,914.

The School Clinic was open on 302 days.

In my annual report for 1931, I referred to the inadequacy of the accommodation available in the School Clinic premises. No further suitable accommodation was available during 1932, but towards the end of the year structural alterations to the building became urgently necessary, and an additional floor is now being installed, which, it is hoped, may become available for additional clinic accommodation.

#### LIST OF SCHOOL CLINICS.

NAME.	PURPOSES.	WHERE HELD.	TIMES.
Inspection Clinic.	Special examination of cases referred by Teachers, Attendance Officers and School Nurses.	Elizabeth Street.	Monday, 2-0 p.m. Tuesday, 9-30 a.m. Wednesday, 2-0 p.m. Thursday, 9-30 a.m.
Dental Clinic.	Dental Treatment.	Elizabeth Street.	Every Week-day by appointment.
Ophthalmic Clinic.	Prescription of Spectacles.	Elizabeth Street.	By appointment only.
Nose and Throat Clinic.	Examination by Specialist Officer of Children suffering from Enlarged Tonsils and/or adenoids.	Elizabeth Street.	Arranged as required.
Nose and Throat Clinic.	Operative Treatment of Adenoids and Enlarged Tonsils.	Victoria Hospital.	Arranged as required.
Orthopædic Clinic.	Treatment of Crippling and Deformities.	Elizabeth Street.	Treatment by Orthopædic Nurse, daily by appointment. Orthopædic Surgeon attends twice each month.
Minor Ailments, Clinic.	Treatment of Minor Diseases of Skin, etc.	Elizabeth Street.	Every Week-day at 8-45 a.m.
Ultra-Violet Light Clinic.	Treatment of Debilitated Children, etc.	Bank Hall Children's Hospital.	Wednesday, and Friday at 9-30 a.m.
Cleansing Station.	Treatment of Scabies and Cleansing of Verminous Cases.	Basket Street.	Arranged as required.



# REPORT.

---

## STAFF OF THE SCHOOL MEDICAL SERVICE.

Medical Officer of Health and School Medical Officer:—

D. C. LAMONT, M.B., Ch.B., D.P.H.

Assistant School Medical Officers:—

M. C. R. GRAHAME, M.B., Ch.B., D.P.H.

ELSIE CATLOW, M.B., Ch.B., B.Sc., D.P.H.

MARGARET S. L. McCASH, M.D.

School Dentist:—

HENRY A. BOLTON, L.D.S.

Ophthalmic Surgeon (part-time):—

T. SNOWBALL, M.B., Ch.B.

School Nurses:—

Three Health Visitors act as School Nurses.

One Dental Nurse.

One Orthopædic Nurse.

Four Clerks are employed on School Medical Work.

The School Medical Officer undertakes chiefly the administrative duties connected with the School Medical Service. He is also responsible for certifying mentally defective children for admission to Special Schools. The Deputy Medical Officer examines all children recommended for admission to the Open Air School, arranges for their admission, and is responsible for the clinical supervision of the children in attendance at the Open Air School. He also carries out the routine inspection of Secondary School boys.

One of the Lady Assistant Medical Officers is wholly occupied in the work of the School Medical Department, but relieves the other Assistant Medical Officers during holidays. The Second Lady Assistant Medical Officer carries out chiefly Maternity and Child Welfare work, but is occupied on school medical work for two sessions per week.

The part-time Ophthalmic Surgeon holds two sessions per week for the examinations and following-up of school children suffering from eye diseases and vision defects. Additional sessions are held as required.



The whole-time Dental Surgeon allocates 10 sessions per week to the dental inspection and treatment of school children, one session per week to treatment of pregnant and nursing mothers and children of pre-school age, and one evening session per week to the treatment of tuberculous persons.

### **CO-ORDINATION WITH OTHER HEALTH SERVICES.**

Records are kept by the Health Visitors of all children born in Burnley. These children are visited by the Health Visitors at intervals up to the time they go to school, and the histories thus obtained are filed. When a child therefore enters school at 5 years of age the corresponding record from the file is passed from the Maternity and Child Welfare Department to the School Clinic, and thus the examining Medical Officer has access to a history of each child from its birth. Records relating to the routine medical examination, dental examination, examination by the Ophthalmic Surgeon, if any, and special examinations and inspections whenever they occur, are kept so that at the end of the child's school life there is a complete medical record from birth to leaving school.

### **THE SCHOOL MEDICAL SERVICE IN RELATION TO THE PUBLIC ELEMENTARY SCHOOLS.**

**School Hygiene and Sanitary Accommodation.**—There are 11 schools of fairly modern construction and built by the Local Authority. The rest of the schools, 19 in number, are either rented by the Authority or are "non-provided."

In my report for 1931, I made reference to the structural defects in a number of the rented and non-provided schools, which, together with lack of playground space prevent these schools from conforming to the modern conception of hygienic school buildings.

During 1932, two new schools were completed. The Nursery School, situated in Accrington Road, was opened in February, 1932. The school is planned for 160 children, in four large playrooms, and the washing and bathing accommodation and the children's conveniences are duplicated so that each wing, composed of two adjacent playrooms, has its own bath room. Cloakroom accommodation is similarly duplicated. The playrooms are constructed such that they can receive the maximum amount of sunlight (from two of their opposite sides) while in the case of the other two the children are almost surrounded by glass. The buildings are grouped on three sides of a quadrangle, open on the south, the two opposite sides consisting of the children's rooms



and the third side containing the kitchen, scullery, larder, store, medical inspection room, staff room, lavatories, bathrooms and conveniences. Open verandas covered with patent glazing connect the rooms. The heating of the classrooms is by hot water pipes formed into panels embedded in the plaster of the ceiling. The hot water for the heating is supplied by gas heated boilers. The cooking is by electricity. A sand pit and suitable toys, etc., are provided for the children.

The Rosehill Infants' School is planned on the same principle as the Nursery School, the buildings being grouped on three sides of a quadrangle. The classrooms, four in all, form two opposite sides, and the third side consists of a hall, teachers' room, lavatories and conveniences. The heating is by electricity.

In my report for 1931, I submitted a table showing the number and types of water closets, urinals and refuse receptacles in the Burnley schools. During 1932, the closet accommodation in Abel Street school has been increased by the addition of five pedestal W.C's. with separate flushing systems. In Rosegrove School four additional separately-flushed pedestal W.C's. have been added.

In the two new schools, Rosehill Infants School, and the Nursery School, the sanitary accommodation is on the best hygienic principles. In Rosehill School there are two sets of six separately flushed pedestal W.C's., and in the Nursery School two similar sets of seven W.C's. The closets in these schools are small in size and suitable for the very young children in attendance.

The unhygienic trough closets, controlled by tap and plug in Back Lane, St. Thomas's and Red Lion Street Schools still exist. These are thoroughly insanitary and should be abolished, individually flushed pedestal W.C's. being substituted.

St. Andrew's, Holy Trinity (Girls and Infants), St. Mary's and St. Stephen's Schools still fall short of the prescribed number of closets for the number of children in attendance at the schools.

In my last report I commented on the fact that in 23 schools the urinals were not of the separate stall type, and in only 5 of the schools are sparge pipes fitted to the urinals. These conditions still exist, no improvements having been made during 1932.

Elsewhere in this report I refer to the large number of children found to have flat chests and round shoulders. To what extent the old fashioned long desks, which are found in many of the schools, are a causative factor in



these conditions is difficult to say, but that they do tend to affect adversely the posture of the school child in beyond doubt. A considerable number of these desks have been replaced by a modern type during 1932.

**Accommodation for Refuse in the Schools.**—It is satisfactory to report that now all the schools, with one exception, are provided with ashbins.

The ashpits of St. Thomas's, Red Lion Street, Back Lane and the Blind Schools were abolished during 1932. Healey Wood School is the only one in which an ashpit remains.

**Sanitary Supervision.**—434 visits were paid by the Sanitary Staff to schools. 39 defects were noted. 2 existed at the beginning of the year. 40 were remedied, leaving 1 still to be dealt with. This latter was the defective urinal floor at Holy Trinity School.

### MEDICAL INSPECTION IN THE SCHOOLS.

Three groups of school children have been examined in accordance with the Board of Education (Special Services) Regulations, which provides for the medical inspection of all children in public elementary schools as soon as possible in the twelve months following:—

- (a) their first admission ;
- (b) their attaining the age of 8 years ; and
- (c) their attaining the age of 12 years.

Each elementary school has been visited once for this purpose.

Head teachers are given notice at every routine examination that they may submit any special cases not falling in the above code groups, whom they desire the Medical Officer to see.

All children in the code groups and special cases who have a defect requiring treatment or are to be kept under observation, are re-examined at the schools after a suitable interval has elapsed.

The following table shows the number of children inspected under the various groups during the year, with a comparison for 1931. There was a decrease in the number of children in the "entrant" and "intermediate" groups and an increase in the number of "leavers" inspected. The total children inspected during 1932 was slightly in excess of the number for 1931.



**Code Groups.**

				Total		Total
Entrants:		Boys	Girls	1932		1931
Age 3 years	...	28	26	54	.....	40
" 4 "	...	174	184	358	.....	323
" 5 "	...	340	330	670	.....	846
" 6 "	...	78	84	162	.....	194
" 7 "	...	24	29	53	.....	84
		644	653	1297	.....	1487
				Total		Total
Intermediates:		Boys	Girls	1932		1931
Age 8 years	...	559	558	1117	.....	1201
" 9 "	...	70	74	144	.....	258
		629	632	1261	.....	1459
				Total		Total
Leavers:		Boys	Girls	1932		1931
Age 12 years	...	596	655	1251	.....	750
" 13 "	...	59	60	119	.....	142
" 14 "	...	1	4	5	.....	7
" 15 "	...	—	—	—	.....	1
		656	719	1375	.....	900
Others	...	46	41	87	.....	88
Total Routine Inspection	1975	...	2045	4020	.....	3934

**Other Inspections.**

No. of Special Inspections:				1932		1931
At Schools	...	...	...	158	.....	424
At School Clinic	...	...	...	2944	.....	2924
				3102	.....	3348
No. of Re-Inspections:						
At Schools	...	...	...	5706	.....	3464
At School Clinic	...	...	...	1614	.....	1731
				7320	.....	5195

Details of the numbers examined at the various Schools appear in the Appendix.

**Visits of the Medical Officer.**

Appended below is the number of visits paid to the Elementary Schools.

For Routine Medical Inspection: Morning	155	; Afternoon	96	—	251
For " Following up " Defects:	"	20	"	...	— 20
					—
					271
					—



## REVIEW OF THE FACTS DISCLOSED BY MEDICAL INSPECTION.

### Routine Inspection.

The following is a summary of the defects found in 1932 compared with the previous year:—

		1932		1931	
		No.	%	No.	%
1.	Total Number of children inspected at routine inspection ... ..	4020	—	3934	—
2.	Number of children suffering from				
	Malnutrition ... ..	24	0.6	21	0.5
	Uncleanliness ... ..	393	9.8	417	10.6
	Skin Disease ... ..	208	5.2	170	4.3
	External Eye Disease ... ..	91	2.3	92	2.3
	Defective Vision (including Squint) ... ..	624	15.5	711	18.1
	Ear Disease ... ..	128	3.2	120	3.1
	Nose and Throat Disease ... ..	904	22.5	1007	25.6
	Enlarged Glands ... ..	444	11.0	572	14.5
	Defective Speech ... ..	47	1.2	49	1.2
	Defective Teeth ... ..	2451	61.0	2132	54.2
	Heart Disease ... ..	159	4.0	210	5.3
	Anæmia ... ..	62	1.5	99	2.5
	Lung Disease (Non-Tub.) ... ..	209	5.2	195	5.0
	Tuberculosis:				
	Pulmonary Definite ... ..	—	—	—	—
	„ Suspected ... ..	1	—	4	0.1
	Non-Pulmonary ... ..	8	0.2	13	0.3
	Diseases of Nervous System ... ..	59	1.5	50	1.3
	Deformities ... ..	497	12.4	447	11.4
	Other Defects and Diseases ... ..	512	12.7	655	16.6

The percentage of children found to require treatment, excluding uncleanliness and dental disease, was 34.8 in the Entrants' Group, 30.5 in the intermediate Group, and 30.3 in the Leavers' Group; the percentage for the total code groups being 31.8, a decrease of 3.2% on last year's figure.

A list of the defects found in the various code groups appears in the Appendix to the report.



**Uncleanliness.**—As compared with 1931, the percentage of children who were unclean at routine inspection is lower—9·8 as against 10·6.

Of the 393 children, 299 had unclean heads, chiefly nits, and 94 were noted to have dirty bodies. At special inspections in schools only 4 were noted as being unclean.

The routine cleanliness surveys by the school nurse are a better guide as to the conditions obtaining in the various schools. During the year 66 visits were paid to 33 of the schools, and 23,847 children were inspected. In 69 instances the nurse found vermin and general uncleanliness, and advised exclusion of the children from school. On the basis of these inspections 0·3% of the children seen showed evidence of infestation, as against 1·1% in 1931. In 1,216 instances children were found with nits only.

During 1931, an alteration was made in the method of supervising children found to be unclean. After the routine cleanliness surveys by the school nurses, notices are sent to the parents of children found to be verminous. These notices give advice as to the best means of getting rid of the vermin. Where necessary, this is followed up by personal visits by the nurses to the homes. The children found to be verminous are again inspected after a short interval and, if found to be still verminous, a more strongly worded notice is sent to the parents. When desirable, children are cleansed at the Public Health Department Cleansing Station in Basket Street. During the year, 383 first notices and 68 second notices were sent to parents. 29 children made 313 attendances at the Cleansing Station to be cleansed and disinfested.

**Minor Ailments.**—Under this heading are included Skin Diseases, External Eye Diseases, etc. The figures are 7·4% as compared with 6·6% in 1931. These diseases are referred to under their respective headings.

**Nose and Throat Defects.**—Unhealthy conditions of the Nose and Throat were recorded in 904 or 22·5% of the children examined at routine inspections; a decrease of 3·1% on the 1931 figures. This number includes 634 where the tonsils were enlarged (15·8%) and 56 where adenoids were present. Both conditions were found in 53 cases. There were 161 other conditions.

At the special examinations 301 Nose and Throat Defects were noted. These included 184 cases of enlarged tonsils, 12 of adenoids, and 21 with enlarged tonsils and adenoids. There were 84 other conditions.

**Tuberculosis.**—During the three years 1930-32 no definite active tuberculous disease of the lungs was found in any school child during routine medical inspection in the schools.



In 1932, one child only was found to have signs which made the inspecting officer suspect a tuberculous infection of the respiratory system. This child was referred to the Tuberculosis Officer for supervision.

At both routine and special inspections 10 children were found to suffer from non-pulmonary forms of tuberculosis. Of these, 4 were cases of tuberculous gland disease, 6 had tuberculous lesions of the bones and joints, of which 2 were tuberculous hip disease, and 2 tuberculous spinal caries.

**Skin Disease.**—At the routine examinations 208 cases of skin disease, including ringworm, were discovered, the percentage being 5·2, as compared with 4·3 last year.

The diseases noted were:—Ringworm 10, Scabies 6, Impetigo 29, Other Diseases 163.

At special examinations 472 skin affections were revealed. These included 86 cases of Ringworm (Head 31, Body 55), 29 cases of Scabies, 223 cases of Impetigo, and 134 other conditions.

**External Eye Diseases.**—91 cases of inflammatory conditions of the external eye were noted at routine inspections, and 169 cases at special examinations. 240 were referred for treatment and 20 were kept under observation. The cases included Keratitis 5, Blepharitis 76, Conjunctivitis 62, Corneal Ulcers 16, Corneal Opacities 12, other conditions 89.

**Defective Vision.**—A routine vision test of all children in the Intermediate and Leaver Groups is carried out. The Entrant group, however, are not examined for visual acuity at routine examinations, as the majority do not know the letters of the alphabet. If defective vision is suspected in entrants, special vision test cards are used.

The total number of children found to have defective vision during the year was 851. Of these 541 were discovered during routine inspection in the schools, 21·2% being in the Intermediate age group (aged 8 and 9 years), and 18·5% in the Leavers. In addition, 232 children who underwent routine medical inspection had errors of vision corrected previously and were wearing suitable glasses—there being 8 Entrants, 46 Intermediates and 175 Leavers, and 3 not coming under the code groups.

The remaining 310 cases of defective vision were found at special examinations.



In 588 cases the defective vision was sufficiently severe as to necessitate their being referred to the Ophthalmic Specialist Officer. The remaining 263 were kept under observation.

In my report for 1931, I commented on the possibility of unsatisfactory natural lighting in the older schools being a contributory factor in the causation of defective vision. Other conditions prevailing in the schools may cause undue eyestrain and structural abnormalities present in the eyes, hereditary factors, etc., all play their part in impairing vision.

The importance of children, after being supplied with glasses, continuing to wear them, cannot be too strongly stressed. On investigation the school nurses found that of 1251 children who had been supplied previously with glasses, 285 were not wearing them. In 60 instances the glasses were lost, in 95 broken and 130 children neglected to wear them. Broken or lost glasses were replaced. The active co-operation of the teachers in the supervision of these cases is advocated. The teacher is in a position to observe when a child defaults in wearing glasses, and can exercise discipline in the case of the careless or forgetful child and, by immediate reference to the clinic of the child whose glasses are broken or lost, can ensure that glasses are replaced without delay.

The types of vision defect found by the Ophthalmic Surgeon are described elsewhere in this report.

**Ear Disease and Hearing.**—64 children out of 4020 examined suffered from defective hearing. Thus 1·6% of the children were found to have subnormal hearing acuity. This figure is probably underestimated. The considerable numbers of children who attend the clinic for treatment of middle ear disease would suggest that the number of children with subnormal hearing is considerably higher than the figure given. The method of testing by the spoken voice is unscientific and not sufficiently accurate to give any reliable statistics. Extraneous noises in the schools make accurate diagnosis of hearing defect by this method impossible. The Audiometer, an instrument which transmits sound to a number of headphones, has been introduced elsewhere for the testing of children en masse, and a more precise ascertainment of the auditory acuity of the school child can be visualised in the future.

During routine inspection only 4 children were found to suffer from acute middle ear disease. Children with other forms of ear disease numbered 224.

**Dental Defects.**—2,451, or 61·0% of the children submitted to routine medical inspection, were found by the medical officers to have dental defects. In addition 141 cases were found in the course of special inspections. All these were referred to the dental clinic or to private dentists for treatment. All



children are submitted once a year to a more searching dental inspection by the school dentist, but there is an advantage in the medical officers also referring cases for dental treatment. The figures for dental disease as revealed by medical inspection, although showing a similarity to the findings of the dentist, do not give an accurate record of the prevalence of dental caries, as the medical officers only deal with specific age groups, whereas the dentist inspects all children over six years of age. The prevalence of dental disease is further dealt with on pages 44 to 49.

**Deformities and Crippling Defects.**—534, or 7·5% of the children inspected (both routine and special) during 1932 suffered from postural defects or deformities. 240 of these were deformities caused by rickets, and 23 were cases of spinal curvature. These figures represent the more marked degrees of developmental defect which required treatment or continued supervision by the school medical staff. No one can go through the classrooms of the elementary schools without being aware of the large number of children whose gait and posture are incorrect. Flat chests, round shoulders, minor degrees of maldevelopment of the bones of the limbs are all too common features in the school population. Many of these lesser degrees of postural defects and bodily malproportion appear to be the after-effects of minor rickets in pre-school life. The grosser rickety deformities are much less apparent. The Orthopædic Scheme can deal only with the grosser deformities, but much can be done by physical education—gymnastic exercises, rhythmic movements, folk dancing and organised games—in the schools to encourage normal growth, full chest expansion, correct gait and alert bodily movements—the essentials of sound physique.

Particulars of the Orthopædic Scheme and the treatment and after-care of crippling defects for the year are given on pages 34 to 44.

**Defective Speech.**—In the course of routine and special examination during 1932, 54 children had defective speech. In some instances the defect in speech was associated with other conditions such as enlargement of the tonsils and adenoids, or mental deficiency.

In my previous report there appeared a brief account of an investigation, carried out between June and December, 1931, by Dr. Catlow, of the prevalence of stammering among school children. Special attention was given to this subject during the latter months of 1932, with a view to special tuition in speech being given to children who stammered. Further enquiry revealed that the total number of both elementary and secondary school children who stammered was 88, of whom 58 had a slight stammer and 30 a severe degree of stammering.

**Diseases of the Heart and Circulation.**—These are classified under the headings Organic Disease, Functional Disease and Anæmia.



Organic heart disease was found in 49 children, or 0·6% of the total inspected, as compared with 1% in the previous year. The amount of functional heart disease found also showed a decrease, there being 148 cases (2·1%), as compared with 253 (3·5%) in 1931. Anæmia was present in 2·2% of all the children inspected; this also shows a reduction from 3·2% in 1931. It is gratifying to find that, despite the serious trade depression prevalent during the year and the cotton strike, no increase in Anæmia occurred. No doubt the prompt measures taken to feed increased numbers of necessitous children prevented an increase in the incidence of Anæmia.

**Malnutrition.**—Only 29 cases of Malnutrition were found. Each case was reported to the Director of Education, and it is pleasing to note that those malnourished children, who were within the scale of necessity, were already receiving free meals at the feeding centres.

**Clothing and Footgear.**—The examining Medical Officer at routine inspections noted that in 58 instances children were insufficiently clad or their footgear was defective. 11 had dirty clothing. At the special examinations 3 had defective clothing or footgear, and 5 had dirty clothing.

Necessitous cases requiring new footgear were reported to the Clog Fund Sub-Committee.

**Height and Weight.**—The following table shows the averages compared with 1931 of the children examined at routine inspection.

**Average Height and Weight of Children Age 5 Years.**

	Boys			Girls		
	1931		1932	1931		1932
Number Inspected .....	443	...	340	403	...	330
Average Height in inches ...	42·6	...	42·0	41·6	...	41·9
Average Weight in pounds	40·9	...	40·8	39·0	...	39·2

**Average Height and Weight of Children Age 8 Years.**

	Boys			Girls		
	1931		1932	1931		1932
Number Inspected .....	588	...	559	631	...	558
Average Height in inches ...	48·2	...	48·4	47·9	...	48·0
Average Weight in pounds	54·1	...	54·8	51·8	...	51·6

**Average Height and Weight of Children Age 12 Years.**

	Boys			Girls		
	1931		1932	1931		1932
Number Inspected .....	351	...	596	399	...	655
Average Height in inches ...	55·7	...	55·0	55·7	...	54·2
Average Weight in pounds	77·1	...	73·3	75·6	...	77·1



### THE INSPECTION CLINIC.

Inspection Clinics are held at the School Clinic on Monday afternoon, Tuesday morning, Wednesday afternoon, Thursday morning. Cases for special investigation are examined on Saturday morning.

To this Clinic children absent on account of sickness, who have not been certified by private medical practitioners as unfit to attend school, are sent by the Attendance Officers. The Assistant Medical Officer also examines children sent by the teachers when they want advice as to the condition of the child which does not allow of waiting until the Medical Officer next visits the school. Children are also referred for examination by parents and school nurses. Consultations with parents are held regarding defects found in the course of routine medical inspection. The Assistant Medical Officer reviews from time to time cases undergoing daily treatment by the school nurses for minor ailments.

In this way practically the whole of the children who are suffering from any ailment are kept under constant supervision. In some cases the private medical practitioner refers children to the Clinic.

During the year 2,958 children attended the Inspection Clinic.

2,379 of the inspected children had defects of a minor nature that exclusion from school was not necessary, but in 579 cases certificates of exclusion from school for varying periods were granted. The defects of the children who were referred for treatment and who were excluded from school are given below:—

Malnutrition	...	...	...	1	Enl. Cervical Glands (Non-tub.)...	56		
Defective Teeth	...	...	...	34	Heart Disease	...	...	11
Uncleanliness	...	...	...	12	Anæmia	...	...	28
Ringworm	...	...	...	37	Respiratory Diseases	...	...	40
Impetigo	...	...	...	49	Deformities	...	...	5
Scabies	...	...	...	25	Nervous Diseases	...	...	9
Other Skin Diseases	...	...	...	27	Mentally Defective	...	...	2
Eye Defects	...	...	...	37	Tub. Non-Pulmonary	...	...	1
Ear Defects	...	...	...	30	Other Defects and Diseases	...	...	329
Nose and Throat Diseases...	...	...	...	71				—
					Total	...	...	804

284 of the children who were excluded from school received their treatment under the Authority's scheme. The rest were kept under observation and received their treatment otherwise. In 183 cases children were recommended to consult their own medical man.

The total number of attendances at the Inspection Clinic was 4,572.



**Miscellaneous Inspections.**—In addition to the inspections of children at the Clinic for defects, consultations, etc., the following examinations were made:—

Examination of children regarding fitness to attend the	
Hest Bank Camp School ... ..	693
Examination of contacts, etc., re infectious disease ...	160
Examination of children for admission to the Thursby	
Convalescent Home, St. Annes ... ..	175
Examination of children for admission to the Cinderella	
Home, Rossall ... ..	34
Examination of children regarding fitness to take part	
in Entertainments ... ..	4
Special examinations by the Chief School Medical	
Officer for Mental Deficiency, etc. ... ..	20
Miscellaneous Examinations ... ..	3
Special inspections by Nurses ... ..	185

#### FOLLOWING UP.

When the Medical Officer finds a child suffering from some defect which requires attention, the parent, if present, is informed. If the parent is not present a written notice of the defect is made out and passed to the Head Teacher to send to the parent.

The defects are classified as those requiring treatment and those which require to be kept under observation only. "Follow-up" records are completed in respect of each child found to have a defect. Where defects are found which require treatment, the notices to the parent are followed, when necessary, by personal visits of the school nurses to the homes. The parents are interviewed and the necessity for securing appropriate treatment is stressed, with instructions in all cases as to how such treatment may be secured. Where treatment may be obtained under the Authority's scheme the parents are informed. The school nurses continue to follow up these children with defects requiring treatment at monthly intervals, by visits to the schools or further visits to the homes, until the defects are remedied.

Children with defects requiring either treatment or observation are followed up also by the Assistant Medical Officer at each visit made to the schools, and as a result of these re-inspections by the Medical Officer, further notices may be sent to the parents or further domiciliary visits made by the nurses.

In 1932, 1,465 home visits for vision defects were made, as compared with 1,624 in 1931; 1,163 home visits for adenoids and enlarged tonsils, as compared with 772 in 1931. The total home visits by nurses in 1932 numbered 4,765, as compared with 4,872 in 1931.



The following shows the amount of work done.

No. of visits by the Medical Officer to schools:—

For re-inspection (i.e. to follow up children with defects)—20.

Visits by the Nurse to homes on account of

Dental Defects	...	...	...	...	900
Defective Vision	...	...	...	...	1465
Enl. Tonsils and Adenoids	...	...	...	...	1163
Orthopædic Cases	...	...	...	...	212
Other Defects	...	...	...	...	1025—4765
Defects followed up by the Nurses in the schools	...	...	...	...	3855
					8620

### INFECTIOUS DISEASE.

#### Review of the action taken to detect and prevent the spread of Infectious Disease.

The School Medical Officer receives, as Medical Officer of Health, notification of all cases of the notifiable Infectious Diseases occurring in the Borough and the necessary exclusion certificates under Article 53(b) of the code are forwarded to the School Attendance Department. A list of houses where there are cases of infectious disease is also sent daily to this Department.

The legally notifiable diseases amongst school children notified to the Medical Officer of Health were as follows:—

Disease.	No. of Notifications.	Deaths.
Scarlet Fever	125	—
Diphtheria and Membranous Croup	62	7
Pulmonary Tuberculosis	2	—
Other forms of Tuberculosis	4	1
Measles	205	—
Primary and Influenzal Pneumonia	55	3
Encephalitis	2	—
Poliomyelitis	1	—
Enteric Fever	1	—
Cerebro-Spinal Fever	1	—
Erysipelas	2	—

There were comparatively few cases of Measles in the schools during the first nine months of 1932, but in October an epidemic originated in the Infants' Department of Abel Street School, which, by the end of the year, spread to St. Andrew's and Heasandford Infants' Departments. This epidemic continued during the early part of 1933 and spread through the Infants' Departments of all the Elementary Schools.

Scarlet Fever was not unduly prevalent and continued to be of a mild type. Cases of Diphtheria, however, although not numerous, were severe in type, and the mortality was high.

## RECORD OF SPECIAL INVESTIGATIONS BY SCHOOL NURSES RE INFECTIOUS DISEASES.

No. of Visits Paid.	No. of Schools Visited	No. Inspected	No. Excluded	No. of Swabs taken		Swabs Positive		Visits to Homes	No. seen	Swabs taken	Swabs positive
				Children	Teachers	Children	Teachers				
DIPHtheria	7	Rosegrove Abel Street Sandygate Holy Trinity Coal Clough	47 226 228 211 302	2 — — — 1	— — — — —	— — — — —	— — — — —	— — — — —	— — — — —	— — — — —	— — — — —
	2	Abel Street Do.	129 88	— —	— —	— —	— —	— —	— —	— —	— —
	3	Whittlefield Abel Street	162 226	6 2	— —	— —	— —	— —	— —	— —	— —
	3	Coal Clough Abel Street	178 224	2 7	— —	— —	— —	— —	— —	— —	— —
	1	Coal Clough	41	—	—	—	—	—	—	—	—
Totals	16	11	2062	20	38	4	1	—	7	24	1



No schools were closed by order of the Medical Officer of Health, nor was it necessary to issue any certificates, in accordance with the Board of Education Memorandum on closure of and exclusion from school, to cover periods of low attendance.

The following table gives the incidence of infectious diseases in the various schools.

## INFECTIOUS DISEASES.

Notifiable Diseases occurring in the Elementary and Secondary Schools of the Borough.

SCHOOL	Scarlet Fever		Diphtheria and Croup		Measles		Pneumonia		Non-Pul. Tuberculosis		Other Diseases	
	M.	F.	M.	F.	M.	F.	M.	F.	M.	F.	M.	F.
Abel Street .....	5	6	3	1	28	37	2	1	—	—	—	—
Back Lane .....	—	—	—	—	—	—	—	—	—	—	—	—
Burnley Wood .....	—	4	1	6	4	—	3	2	—	—	1	—
Coal Clough .....	9	7	4	1	9	10	2	4	—	—	—	—
Fulledge .....	2	5	2	—	2	1	—	—	—	—	—	—
Habergham .....	1	—	—	—	1	2	—	—	—	—	—	—
Hargher Clough .....	1	1	—	—	1	1	1	—	—	—	—	—
Healey Wood .....	—	—	1	—	—	3	1	1	—	—	—	—
Heasandford .....	5	2	—	2	10	23	1	—	—	1	—	—
Holy Trinity .....	2	1	2	1	—	1	2	1	—	—	—	—
Lane Head .....	—	—	—	—	—	1	—	1	—	—	—	—
Lionel Street .....	8	7	—	1	1	—	1	—	1	—	—	—
Pickup Croft .....	2	3	—	—	—	—	—	1	—	—	—	—
Red Lion Street .....	1	1	1	2	—	—	1	2	—	—	—	—
Rosegrove .....	1	2	3	3	—	—	—	1	—	—	—	—
Rose Hill .....	1	2	—	—	1	1	—	—	—	—	—	—
St. Andrew's .....	1	1	—	—	17	15	—	—	—	—	—	—
St. Augustine's .....	1	—	—	—	—	—	—	—	—	—	—	—
St. John's .....	—	1	—	1	14	8	—	—	—	—	—	—
St. Mary's .....	—	1	—	1	1	1	3	—	—	—	—	—
St. Mary Magdalene's ..	1	4	1	1	—	—	1	1	—	—	2	—
St. Peter's .....	1	2	—	—	2	1	1	—	—	—	—	—
St. Stephen's .....	—	—	—	1	1	2	—	—	—	—	—	—
St. Thomas's .....	2	3	—	—	—	—	2	—	—	—	—	1
Sandygate .....	—	—	3	—	—	—	1	—	—	—	—	—
Stoneyholme .....	5	5	1	—	2	1	1	1	1	—	—	—
Todmorden Road Junior ..	—	—	1	2	—	1	—	1	—	1	—	—
Whittlefield .....	2	4	5	2	—	—	2	1	—	—	—	—
Wood Top .....	—	2	—	3	1	—	1	—	—	—	—	—
Coal Clough Special .....	—	—	1	—	—	—	1	—	—	—	—	—
Heasandford Special .....	—	—	—	—	—	—	—	—	—	—	—	—
Blind .....	—	—	—	—	—	—	—	—	—	—	—	—
Deaf .....	—	—	—	—	—	—	1	—	—	—	—	—
Open Air .....	2	1	1	—	—	—	—	—	—	—	—	—
Nursery .....	—	—	—	—	—	—	—	—	—	—	—	—
Todmorden Road Central ..	—	—	—	—	—	1	—	—	—	—	—	—
Grammar .....	2	—	—	—	—	—	—	—	—	—	—	—
High .....	—	2	—	—	—	—	—	—	—	—	—	—
Others .....	2	1	2	2	—	—	6	3	—	—	2	1
TOTALS .....	57	68	32	30	95	110	34	21	2	2	5	2



Head Teachers are requested to inform the School Medical Officer of cases of sickness amongst school children coming to their notice.

**Infectious Diseases Reported by Teachers during 1932.**

SCHOOL	Measles	Whooping Cough	Mumps	Scarlet Fever	Diphtheria and Croup	Chicken Pox	Other Diseases
Abel Street .....	49	22	51	8	1	61	7
Back Lane .....	—	—	—	—	—	—	—
Burnley Wood .....	3	12	14	1	2	23	2
Coal Clough .....	8	4	3	13	1	56	—
Fulledge .....	—	—	—	3	—	—	—
Habergham .....	1	—	—	1	—	—	—
Hargher Clough .....	1	—	—	1	—	12	—
Healey Wood .....	—	—	—	—	—	1	—
Heasandford .....	—	10	2	1	—	—	—
Holy Trinity .....	1	—	—	—	—	2	—
Lane Head .....	—	—	—	—	—	—	—
Lionel Street .....	2	15	1	6	—	1	2
Pickup Croft .....	—	—	—	—	—	—	—
Red Lion Street .....	—	1	—	—	—	—	—
Rosegrove .....	—	—	—	—	1	3	—
Rose Hill .....	1	9	—	3	—	3	—
St. Andrew's .....	—	—	—	1	—	1	—
St. Augustine's .....	—	—	—	—	—	—	—
St. John's .....	—	—	—	—	—	—	—
St. Mary's .....	—	—	—	—	—	—	—
St. Mary Magdalene's .....	—	—	—	—	—	—	—
St. Peter's .....	1	—	—	—	—	9	—
St. Stephen's .....	—	9	4	—	—	6	—
St. Thomas's .....	—	—	—	—	—	—	—
Sandygate .....	—	—	—	—	—	—	—
Stoneyholme .....	—	—	—	—	—	—	—
Todmorden Road Junior ...	—	—	—	—	—	—	—
Whittlefield .....	—	3	2	8	4	40	11
Wood Top .....	—	—	—	—	—	—	—
Coal Clough Special .....	—	—	—	—	—	—	—
Heasandford Special .....	—	—	1	—	—	—	—
Blind .....	—	—	—	—	—	—	—
Deaf .....	—	—	—	—	—	—	—
Open Air .....	—	—	—	—	—	—	—
Nursery .....	—	—	—	—	—	—	—
Todmorden Road Central ...	—	—	—	—	—	—	—
Grammar .....	—	—	—	—	—	—	—
High .....	—	1	—	2	—	1	—
TOTALS .....	67	86	78	48	9	219	22

**Infectious Illnesses of Children prior to entering School.**—It was found that, during the pre-school life of the entrants

40·9%	had suffered from	Measles.
4·2%	„ „	Scarlet Fever.
1·2%	„ „	Diphtheria.
18·7%	„ „	Whooping Cough.
17·6%	„ „	Chickenpox.
0·5%	„ „	Rheumatism.

160 children were examined as to their fitness to re-enter school after having had an infectious disease or being a "contact."

**Vaccinal Condition of School Children.**—Only 31% of the children who were medically inspected on entering school were found to be vaccinated.

The figure for the previous year was 28%. Thus approximately 70% of the child population of Burnley is unprotected against Smallpox.

### **MEDICAL TREATMENT.**

The Local Authority provides treatment for the following defects.

At the School Clinic:—

Minor Ailments: Daily.

Dental Defects: Daily, by appointment.

Visual Defects: Friday. (Monday and Wednesday afternoons by appointment.)

Additional sessions held when necessary.

Orthopædic: Daily, by appointment.

At Victoria Hospital:—

Operative Treatment of Enlarged Tonsils and Adenoids.

Children found, either in the schools or at the clinics, to have minor ailments, defects of vision, dental defects, orthopædic defects or adenoids and enlarged tonsils are advised, in the first place, to consult their own regular medical attendants. A large number, however, elect to have treatment under the Local Authority's Schemes. The amount of treatment given at the various clinics showed a steady increase for several years. In 1932, the total attendances exceeded that of the previous year by 4,472.



The following table shows how the work of the advisory and treatment clinics has expanded during the last ten years.

#### CLINIC ATTENDANCES.

Year.	Minor Ailments.	Ophthalmic.	Dental.	Inspection.	Nose, Throat and Ear.	Orthopædic.	Miscel'ous.	Total.
1923 ...	9,947 ...	1,034 ...	1,412 ...	5,164 ...	— ...	— ...	— ...	17,557
1924 ...	10,433 ...	1,323 ...	2,254 ...	4,705 ...	— ...	— ...	— ...	18,715
1925 ...	16,769 ...	3,029 ...	2,261 ...	4,623 ...	— ...	— ...	— ...	26,682
1926 ...	18,570 ...	3,583 ...	3,156 ...	3,900 ...	— ...	— ...	— ...	29,209
1927 ...	18,550 ...	3,326 ...	3,672 ...	4,032 ...	156 ...	14 ...	— ...	29,750
1928 ...	20,297 ...	3,329 ...	4,670 ...	4,305 ...	266 ...	464 ...	— ...	33,331
1929 ...	20,364 ...	2,981 ...	4,288 ...	4,111 ...	168 ...	775 ...	2,118 ...	34,805
1930 ...	24,028 ...	4,451 ...	5,013 ...	4,810 ...	105 ...	974 ...	1,324 ...	40,705
1931 ...	21,989 ...	5,571 ...	5,262 ...	4,655 ...	63 ...	1,203 ...	1,699 ...	40,442
1232 ...	23,344 ...	5,369 ...	6,718 ...	4,572 ...	95 ...	3,523 ...	1,293 ...	44,914

**Minor Ailments.**—1,927 cases were treated by the School Nurses, as compared with 1,756 in 1931. This number includes 270 who were under treatment at the beginning of the year.

The following gives details of the number of cases and their attendances.

Diseases	No. of Cases under treatment 1/1/32	Number of New Cases		Total No. of cases dealt with	No. of Attendances
		Referred Inspection Clinic	Referred School Medical Inspection		
SKIN:—					
Ringworm: Head ... ..	11	26	4	41	1,683
Body ... ..	4	49	1	54	674
Impetigo ... ..	6	220	23	249	2,209
Other Skin Diseases ... ..	10	92	6	108	1,763
Scabies ... ..	—	23	8	31	289
EYE:—					
Blepharitis ... ..	9	47	5	61	1,664
Conjunctivitis ... ..	1	42	7	50	496
Iritis ... ..	—	1	—	1	7
Keratitis ... ..	—	4	1	5	100
Corneal Ulcer ... ..	2	11	3	16	206
Other Eye Conditions ... ..	4	26	3	33	151
EAR:—					
Other Ear Diseases ... ..	40	107	38	185	3,271
Otitis Media ... ..	—	2	—	2	5
MISCELLANEOUS, e.g., Minor Injuries, Bruises, Sores, etc. ...					
	183	813	95	1,091	10,826
	270	1,463	194	1,927	23,344
		1,657			

22 children suffering from scabies were given sulphur baths, and their clothes were disinfected at the Corporation Cleansing Station; there were 296 attendances. 7 verminous children made 17 attendances at the Cleansing Station for disinfestation.

Four children under school age, who were in attendance at the Infant Welfare Centres, were referred to the School Clinic for the treatment of minor ailments.

In addition to the minor ailments dealt with at the Clinic, it was ascertained that 719 cases were treated otherwise. These were

Ringworm: Scalp	...	...	...	...	8
Body	...	...	...	...	6
Scabies	...	...	...	...	3
Impetigo	...	...	...	...	31
Other Skin Diseases	...	...	...	...	202
Minor Eye Defects	...	...	...	...	99
Minor Ear Defects	...	...	...	...	72
Miscellaneous	...	...	...	...	298
					719

**Ear, Nose and Throat Defects.**—The scheme for dealing with nose and throat defects was described fully in my report for 1931, and no material change in the procedure has taken place during the year under review.

Since September, 1932, when a full-time orthopædic nurse was appointed, breathing exercise classes have been conducted for children who have had tonsils and adenoids removed.

The specialist officer has also undertaken the examination of children with ear defects referred to him by the Assistant School Medical Officer.

The examinations carried out by the Specialist Medical Officer are as follows:—

	Nose and Throat Cases			Ear Cases
	Elementary	Secondary	Total	Elementary
Advised Operative Treatment ...	64	1	65	4
Advised other forms of treatment	9	—	9	9
Not advised treatment ...	1	—	1	1
Deferred ...	3	—	3	—

**TREATMENT.**—The total number of attendances of elementary school children at the nose and throat clinic was 114, 34 being for treatment. 44 children received treatment under the Authority's scheme, of whom 38 under-



went operation and 6 had conservative treatment. In addition, it was ascertained that 358 children had treatment apart from the Authority's scheme, 180 of whom were submitted to operation.

The total number of attendances of elementary school children, suffering from ear conditions, was 533, of which 519 were for treatment by the school nurses. 8 children suffering from Chronic Otorrhœa were treated by insufflation of 1% Iodine in Boracic Acid. In these cases treatment was given three times weekly at the commencement and later reduced to twice weekly and finally one treatment per week. After cessation of treatment the cases were kept under observation by the Assistant Medical Officer. The results obtained were very satisfactory, and an extended use of this form of medication will no doubt help to reduce the number of attendances which cases of otorrhœa require to make at present.

**Skin Diseases.**—The majority of cases of skin diseases were treated at the Minor Ailments Clinic. A scheme is in operation with the Manchester and Salford Skin Hospital, whereby cases of ringworm of the scalp, which require X-Ray treatment, are treated there at a cost to the Authority of £1 0s. 0d. per case. During 1932, 30 cases were referred to Manchester.

**External Eye Disease.**—Most of these defects are treated at the Minor Ailment Clinic. Particulars are given on page 29.

**VISUAL DEFECTS.**—The part-time Ophthalmic Surgeon (Dr. Snowball) devotes two sessions per week to refraction work. When necessary to cope with the waiting list additional sessions are arranged. During the year Dr. Snowball held 135 sessions, and examined 696 new cases. Of this latter number 12 were secondary school children. 551 children (of whom 8 attended secondary schools) were prescribed spectacles. In 7 instances the glasses already worn were found to be suitable and in 138 cases glasses were not advised.

In all 813 new cases, of whom 18 were in secondary schools, had their defective vision investigated. It is occasionally found that children who may have obtained glasses through other channels, have glasses which do not conform to their refractive errors, and it is not infrequently necessary to give new prescriptions or recommend that the glasses be discarded.

Prior to the examination by the Ophthalmic Surgeon, children are given a course of atropine drops for several days by the school nurses. This necessitated children making 2,641 attendances at the clinic. 27 of these related to Secondary School children.

Parents are advised, after children have obtained glasses, to present them again at the clinic so that the Ophthalmic Specialist may see that the



glasses conform to the prescriptions issued. 825 children (of whom 14 were secondary school children) attended for this purpose during the year.

In addition to 696 new cases, the Ophthalmic Surgeon re-examined 578 children, who had at some time previously been supplied with glasses, to ensure that the latter were still suitable. Consequent on these re-examinations it was necessary to recommend new glasses for 272 children, 6 children to have operations also, and 4 to cease wearing glasses.

The total number of attendances made by school children at the Ophthalmic Clinic, including preliminary preparation of the eyes by the nurses, was 5,369.

Children who were recommended but did not attend the Ophthalmic Clinic were followed up by the school nurses, and the following information in respect of them was obtained.

	Elementary School Children.	Secondary School Children.
Obtained prescriptions from own doctor or optician	42	2
Promised to see own doctor or optician ...	—	1
Attending Eye Hospital, Liverpool ...	1	—
Left school or not traced ...	12	—
Cases being still followed up at end of year ...	56	3

Parents have shown willingness to co-operate in the treatment of visual defects, and, as a result of careful following up by the nurses, no parents were classed as "indifferent" as compared to 17 in the previous year.

The number of children who actually obtained glasses during the year was 771 (of whom 13 were scholars in Secondary Schools). Of these 618 were obtained through the Education Authority's scheme.

Three children with extreme degrees of vision defect were recommended for admission to the "Myope" class, which is held in the School for the Blind.

**Squint.**—124 new cases of squint were found, a reduction of 1 on the previous year's figure. With the exception of 23, all were referred to the Ophthalmic Clinic for further examination and treatment.



## INTERNAL EYE DISEASES.

Classification of all Cases dealt with in 1932.

DEFECT.	NEW CASES.		OLD CASES.		TOTALS.	
	Elem.	Sec.	Elem.	Sec.	Elem.	Sec.
Hypermetropia ... ..	117	3	36	1	153	4
Hypermetropic Astigmatism ...	294	6	150	2	444	8
Hypermetropic Astigmatism, Corneal Opacity, and Nystagmus ... ..	1	—	—	—	1	—
Mixed Astigmatism ... ..	29	—	10	3	39	3
Myopic Astigmatism ... ..	53	—	58	—	111	—
Myopic Astigmatism, Optic Crescent ... ..	1	—	—	—	1	—
Myopia ... ..	62	3	49	5	111	8
Strabismus ... ..	2	—	—	—	2	—
Cataract ... ..	1	—	—	—	1	—
Emmetropia ... ..	15	—	4	—	19	—
Nystagmus with Hypermetropic Astigmatism and Mixed Astigmatism ... ..	1	—	—	—	1	—
Blind, Prolapsed Iris, Adherent Leucoma, Emmetropia and Hypermetropic Astigmatism	1	—	1	—	2	—
STRABISMUS plus						
Hypermetropic Astigmatism	49	—	68	—	117	—
Hypermetropia ... ..	30	—	50	—	80	—
Myopic Astigmatism ... ..	3	—	10	—	13	—
Emmetropia ... ..	1	—	—	—	1	—
Myopia ... ..	—	—	3	—	3	—
Hypermetropic Astigmatism with Nystagmus ... ..	—	—	1	—	1	—
Mixed Astigmatism ... ..	1	—	—	—	1	—
Not Classified ... ..	23	—	2	1	25	1
TOTALS ... ..	684	12	442	12	1,126	24

### THE ORTHOPÆDIC CLINIC.

The Orthopædic Scheme and suggestions for its extension, in order to more adequately cope with the work, were described in my report for 1931. In September, 1932, a full-time Orthopædic Nurse was appointed and arrangements were made for the Orthopædic Surgeon to hold two sessions, instead of one, per month. This enables orthopædic cases to be reviewed more frequently and more individual treatment and after-care to be given by the nurse. The nurse is now able to give massage, electrical treatment, stretchings, manipulations and exercises to individual cases, in addition to taking classes in remedial exercises for children with postural defects and classes for breathing exercises for children who have had tonsils and adenoids removed. The nurse also applies plasters and measures for and fits splints, calipers, surgical braces, boot-wedges, etc. She attends the Infant Ward of Bank Hall Hospital twice weekly for the application of splints and massage to pre-school children under treatment for rickets, etc., and she personally conducts children to and from orthopædic hospitals.

The following tables give statistical details of the work of the Orthopædic Clinic. The figures include school and pre-school children and tuberculous cripple cases.

#### Orthopædic Clinic.

SESSIONS HELD SINCE APPOINTMENT OF FULL-TIME NURSE (September, 1932).

					Sessions held
Classes for Breathing Exercises at Clinic	(Girls)	...	...	...	26
" " " "	(Boys)	...	...	...	25
" Postural Exercises	(Girls)	...	...	...	26
" " " "	(Boys)	...	...	...	26
" Flat-foot Exercises	...	...	...	...	30
" Postural Exercises at Open Air School	...	...	...	...	14
Sessions at Bank Hall Hospital; Massage, etc.	...	...	...	...	28
Sessions for Individual Treatment at Clinic	...	...	...	...	67
Sessions for Home Visiting and Clerical Work	...	...	...	...	21
Journeys to Orthopædic Hospitals	...	...	...	...	7

Total Sessions held by Orthopædic Surgeon during 1932—15.

Total Sessions attended by Orthopædic Nurse during 1932—283.



		School Cases	Tuberculosis Cases	Child Welfare Cases	Total
Number of Individual Children who attended the Clinic ...	Old Cases	128	31	6	165
	New Cases	90	10	23	123
Total ...	—	218	41	29	288

	School Cases	Child Welfare Cases	Total
Cases Recommended Admission to Orthopædic Hospital ...	19	4	23

Cases referred to Consultant Orthopædic Surgeon at Ancoats.

	School Medical Cases	Tuberculosis Cases	Child Welfare Cases	Total
For X-Ray Examination ...	10	2	1	13
For Inspection ...	—	1	—	1
Total ...	10	3	1	14

THE TREATMENT RECOMMENDED BY THE SURGEON IS AS FOLLOWS:—

	NEW CASES				OLD CASES				Grand Totals
	School Medical	Tuberculosis	Child Welfare	Totals	Schools Medical	Tuberculosis	Child Welfare	Totals	
No. of children recommended:									
Sunlight Treatment ...	—	—	—	—	2	—	—	2	2
Massage ... ..	2	—	1	3	—	—	—	—	3
Stretchings ... ..	5	—	—	5	2	—	—	2	7
Splints and Calipers ...	5	—	7	12	3	—	—	3	15
Adaptations to Boots ...	4	—	1	5	1	1	—	2	7
Spinal Tracings ... ..	—	—	—	—	1	—	—	1	1
Plasters ... ..	2	1	3	6	4	—	—	4	10
Strappings ... ..	9	—	3	12	3	—	1	4	16
Wedges ... ..	29	—	5	34	5	—	—	5	39
Remedial and Postural Exercises ... ..	40	—	1	41	7	—	—	7	48
Manipulations ... ..	4	—	5	9	1	—	—	1	10
Operative Treatment ...	—	1	1	2	—	—	—	—	2
Hospital Treatment ...	1	5	—	6	1	4	—	5	11
Residential Training School	—	—	—	—	1	—	—	1	1



The following Table shows the Defects from which the 283 Cases Examined by the Orthopaedic Surgeon were suffering.

OLD AND NEW CASES EXAMINED BY THE ORTHOPAEDIC SURGEON DURING 1932.

DEFECTS.	NEW CASES.				OLD CASES.				Grand Total
	School Children	Tuber- culosis Cases	Child Welfare Cases	Total No. of New Cases	School Children	Tuber- culosis Cases	Child Welfare Cases	Total No. of Old Cases	
INFANTILE PARALYSIS:									
Upper Limb ... ..	1	—	—	1	3	—	—	3	4
Lower Limb ... ..	2	—	—	2	10	—	—	10	12
Upper and Lower Limbs	—	—	—	—	1	—	—	1	1
SPASTIC PARALYSIS:									
Monoplegia ... ..	—	—	—	—	1	—	—	1	1
Quadriplegia ... ..	—	—	—	—	3	—	—	3	3
Paraplegia ... ..	—	—	1	1	3	1	—	4	5
Hemiplegia ... ..	—	—	—	—	9	—	—	9	9
BIRTH PALSY ... ..	—	—	2	2	—	—	—	—	2
CONGENITAL DEFORMITIES:									
Deformity of Spine ...	—	—	—	—	1	—	—	1	1
Multiple Congenital Deformities ... ..	—	—	—	—	1	—	—	1	1
Deformity, both feet ...	1	—	—	1	1	—	—	1	2
Torticollis ... ..	5	—	1	6	3	—	—	3	9
Metatarsus Varus ...	—	—	—	—	1	—	—	1	1
Talipes Equino-varus ...	—	—	2	2	3	—	2	5	7
Adducted Fore Foot ...	—	—	1	1	1	—	—	1	2
Dislocation, Hip ... ..	—	—	—	—	4	1	—	5	5
Deformity of Toes ...	1	—	—	1	—	—	—	—	1
Spina Bifida and Cavus									
L. Foot ... ..	1	—	—	1	—	—	—	—	1
Talipes Calcaneo Valgus	—	—	1	1	—	—	—	—	1
Congenital Deformity of Chest ... ..	1	—	—	1	—	—	—	—	1
Congenital Fracture of Ribs and Congenital Kyphosis ... ..	—	—	—	—	1	—	—	1	1
TRAUMATIC DEFORMITIES:									
Mallet Finger ... ..	1	—	—	1	—	—	—	—	1
Amputations ... ..	—	—	—	—	1	—	—	1	1
Volkman's Ischemia ...	—	—	—	—	—	1	—	1	1
FRACTURES:									
Displaced Radial Epiphysis ... ..	1	—	—	1	—	—	—	—	1
OTHER DEFORMITIES:									
Bad Posture ... ..	14	—	—	14	4	—	—	4	18
Claw Foot ... ..	2	—	—	2	—	—	—	—	2
Pes Varus ... ..	—	—	—	—	2	—	—	2	2

DEFECTS.	NEW CASES.				OLD CASES.				Grand Total
	School Children	Tuber- culosis Cases	Child Welfare Cases	Total No. of New Cases	School Children	Tuber- culosis Cases	Child Welfare Cases	Total No. of Old Ca ses	
Scoliosis ... ..	7	—	—	7	4	1	—	5	12
Kypho-lordosis ... ..	—	1	—	1	3	—	—	3	4
Pes Planus ... ..	15	—	—	15	1	—	—	1	16
Pes Cavus ... ..	—	—	—	—	1	—	—	1	1
Kyphosis ... ..	—	—	—	—	3	—	—	3	3
Hammer Toe ... ..	2	—	—	2	—	—	—	—	2
Psuedo-Coxalgia ... ..	—	—	—	—	3	—	—	3	3
Pronated Feet ... ..	1	—	—	1	1	—	—	1	2
Lordosis ... ..	—	—	—	—	2	—	—	2	2
Hallux Valgus ... ..	3	—	—	3	—	—	—	—	3
Torticollis ... ..	2	—	—	2	—	—	—	—	2
RICKETS:									
Generalised ... ..	1	—	1	2	—	—	—	—	2
Genu Varum ... ..	4	—	5	9	23	—	2	25	34
Genu Valgum ... ..	16	—	7	23	22	—	2	24	47
Genu Valgum, Coxa Vara	—	—	—	—	1	—	—	1	1
INFLAMMATIONS:									
Arthritis, Infective ... ..	—	—	—	—	2	1	—	3	3
Arthritis, Suppurative ... ..	—	—	—	—	1	—	—	1	1
Osteomyelitis ... ..	—	—	—	—	2	—	—	2	2
Traumatic Synovitis ... ..	—	—	—	—	—	3	—	3	3
Bursitis ... ..	1	—	—	1	—	—	—	—	1
UNCLASSIFIED									
INFLAMMATIONS ... ..	2	—	—	2	—	—	—	—	2
TUBERCULOSIS, ACTIVE:									
Knee ... ..	—	2	—	2	—	2	—	2	4
Spine ... ..	—	—	—	—	—	3	—	3	3
Ankle ... ..	—	—	—	—	—	1	—	1	1
Osteitis ... ..	—	—	—	—	—	1	—	1	1
Ribs ... ..	—	—	—	—	—	1	—	1	1
Lumbar Caries ... ..	—	—	—	—	—	1	—	1	1
TUBERCULOSIS, ARRESTED:									
Hip ... ..	—	—	—	—	1	1	—	2	2
Knee ... ..	—	1	—	1	—	5	—	5	6
Spine ... ..	—	—	—	—	2	5	—	7	7
Ankle ... ..	—	—	—	—	1	1	—	2	2
Astragalus and Scaphoid	—	1	—	1	—	—	—	—	1
Ilium ... ..	—	1	—	1	—	—	—	—	1
Shoulder ... ..	—	1	—	1	—	—	—	—	1
OTHER DEFECTS ... ..	6	3	2	11	2	2	—	4	15
TOTALS ... ..	90	10	23	123	128	31	6	165	288



## No. of Individual Children Treated or Kept under Supervision by the Orthopædic Nurse, 1932.

DEFECTS.	NEW CASES.				OLD CASES.				Grand Total
	School Children	Tuber- culosis Cases	Child Welfare Cases	Total No. of New Cases	School Children	Tuber- culosis Cases	Child Welfare Cases	Total No. of Old Cases	
INFANTILE PARALYSIS:									
Upper Limb ... ..	1	—	—	1	3	—	—	3	4
Lower Limb ... ..	2	—	—	2	10	—	—	10	12
Upper and Lower Limbs	—	—	—	—	1	—	—	1	1
SPASTIC:									
Monoplegia ... ..	—	—	—	—	1	—	—	1	1
Quadriplegia ... ..	—	—	—	—	3	—	—	3	3
Paraplegia ... ..	—	—	1	1	3	—	—	3	4
Hemiplegia ... ..	—	—	—	—	9	—	—	9	9
BIRTH PALSY ... ..	—	—	2	2	—	—	—	—	2
CONGENITAL DEFORMITIES:									
Deformity of Spine ...	—	—	—	—	1	—	—	1	1
Multiple Congenital Deformities ... ..	—	—	—	—	1	—	—	1	1
Torticollis ... ..	3	—	1	4	3	—	—	3	7
Metatarsus Varus ...	—	—	—	—	1	—	—	1	1
Talipes Equino-varus ...	—	—	2	2	3	—	2	5	7
Dislocation, Hip ...	—	—	—	—	4	1	—	5	5
Deformity of Toes ...	1	—	—	1	—	—	—	—	1
Deformity, both Feet ...	1	—	—	1	1	—	—	1	2
Spina Bifida and cavus L. Foot ... ..	1	—	—	1	—	—	—	—	1
Talipes Calcaneo Valgus	—	—	1	1	—	—	—	—	1
Adducted Fore Foot ...	—	—	1	1	1	—	—	1	2
Congenital Fracture of Ribs and Congenital Kyphosis ... ..	—	—	—	—	1	—	—	1	1
Congenital Deformity of Chest ... ..	1	—	—	1	—	—	—	—	1
TRAUMATIC DEFORMITIES:									
Amputations ... ..	—	—	—	—	1	—	—	1	1
Volkman's Ischemia ...	—	—	—	—	—	1	—	1	1
Mallet Finger ... ..	1	—	—	1	—	—	—	—	1
FRACTURES:									
Displaced Radial Epiphysis ... ..	1	—	—	1	—	—	—	—	1
OTHER DEFORMITIES:									
Bad Posture ... ..	14	—	—	14	4	—	—	4	18
Claw Foot ... ..	2	—	—	2	—	—	—	—	2
Pes Varus ... ..	—	—	—	—	2	—	—	2	2
Scoliosis ... ..	5	—	—	5	4	1	—	5	10

DEFECTS.	NEW CASES.				OLD CASES.				Grand Total
	School Children	Tuber- culosis Cases	Child Welfare Cases	Total No. of New Cases	School Children	Tuber- culosis Cases	Child Welfare Cases	Total No. of Old Cases	
Kypho-lordosis ...	—	—	—	—	3	—	—	3	3
Pes Planus ...	15	—	—	15	1	—	—	1	16
Pes Cavus ...	—	—	—	—	1	—	—	1	1
Kyphosis ...	—	—	—	—	3	—	—	3	3
Hammer Toe ...	2	—	—	2	—	—	—	—	2
Pseudo-Coxalgia ...	—	—	—	—	3	—	—	3	3
Pronated Feet ...	1	—	—	1	1	—	—	1	2
Lordosis ...	—	—	—	—	2	—	—	2	2
Torticollis ...	2	—	—	2	—	—	—	—	2
Hallux Valgus ...	3	—	—	3	—	—	—	—	3
RICKETS:									
Genu Valgum and Coxa Vara ...	—	—	—	—	1	—	—	1	1
Genu Varum ...	2	—	5	7	24	—	2	26	33
Genu Valgum ...	16	—	7	23	22	—	2	24	47
Generalised ...	—	—	1	1	—	—	—	—	1
INFLAMMATIONS:									
Arthritis, Suppurative ...	—	—	—	—	1	—	—	1	1
Arthritis, Infective ...	—	—	—	—	2	1	—	3	3
Osteomyelitis ...	—	—	—	—	2	—	—	2	2
Traumatic Synovitis ...	—	—	—	—	—	3	—	3	3
Bursitis ...	1	—	—	1	—	—	—	—	1
UNCLASSIFIED									
INFLAMMATIONS: ...	2	—	—	2	—	—	—	—	2
TUBERCULOSIS, ACTIVE:									
Knee ...	—	1	—	1	—	2	—	2	3
Spine ...	—	—	—	—	—	2	—	2	2
Ribs ...	—	—	—	—	—	1	—	1	1
Ankle ...	—	—	—	—	—	1	—	1	1
Osteitis ...	—	—	—	—	—	1	—	1	1
Lumbar Caries...	—	—	—	—	—	1	—	1	1
TUBERCULOSIS ARRESTED									
Knee ...	—	—	—	—	—	5	—	5	5
Spine ...	—	—	—	—	2	2	—	4	4
Hip ...	—	—	—	—	1	—	—	1	1
Ankle ...	—	—	—	—	1	1	—	2	2
Ilium ...	—	—	—	—	—	—	—	—	—
Astragalus and Scaphoid	—	1	—	1	—	—	—	—	1
OTHER DEFECTS ...	2	1	2	5	2	2	—	4	9
TOTALS ...	79	3	23	105	129	25	6	160	265



Cases of crippling due to tuberculosis received hospital treatment through the Tuberculosis Scheme.

The results of treatment at Biddulph Orthopædic Hospital during 1932 are as follows:—

Defect.	No. of Cases Treated.		Cured.	Improved.
Old Tuberculous Hip ... ..	1	—	1	
Congenital Dislocation:				
Hip, right and Coxa Vara ... ..	1	—	1	
Septic Arthritis ... ..	1	—	1	
Acute Arthritis ... ..	1	—	1	
Congenital Dislocation Hip ... ..	2	—	2	
Osteomyelitis ... ..	1	—	1	
Infantile Paralysis ... ..	3	—	3	
Infantile Hemiplegia ... ..	1	—	1	
Rickets ... ..	6	6	—	
Club Foot ... ..	2	—	2	
Poor Posture ... ..	1	—	1	
Torticollis ... ..	4	4	—	
TOTALS ... ..	24	10	14	

**Provision of Splints, Surgical Boots, etc., for Children attending the Orthopædic Clinic.**—The following have been supplied:—

	S.M.	Tub.	C.W.	Totals
Night Splints ... ..	8	—	6	14
Calipers and Irons ... ..	2	1	3	6
Calipers and Irons repaired and lengthened	5	—	—	5
Jones' Abduction Splint ... ..	1	—	—	1
Boots wedged, raised with cork, tubes, fitted with T straps, etc. ... ..	10	1	6	17
Thomas' Peg Leg repaired ... ..	2	—	—	2
Spinal Tracings ... ..	2	1	—	3
Plaster Cases ... ..	17	3	2	22
Collar repadded (for stock) ... ..	—	1	—	1
Talipes Shoes ... ..	1	—	—	1
Total No. of Surgical Appliances, Irons, etc.	29	3	15	47

The following cases were referred by the Assistant Medical Officers direct to the Orthopædic Nurse for treatment:—

Defect.	School Children	Tuberculosis Cases	Infant Welfare Cases
Rickets ... ..	—	—	16
Defective Posture ... ..	33	—	—
Hallux Valgus ... ..	2	—	—
Hammer Toe ... ..	2	—	—
Overlapping Toes ... ..	2	—	—
Acute Myositis ... ..	1	—	—
Bursitis ... ..	5	—	—
Flat Feet ... ..	7	—	—
For Breathing Exercises:			
(a) after operation for removal of Tonsils and Adenoids ... ..	75	—	—
(b) Chest Deformities, etc. ... ..	25	—	1
TOTAL ...	152	—	17

These cases made the following number of Attendances:—

	School Children		Infant Welfare Cases	
	School Clinic	Open Air School	School Clinic	Bank Hall Hospital
For Remedial Exercises ...	37	347	—	—
For Breathing Exercises ...	895	—	15	—
For Corrective Treatment ...	61	—	—	192
TOTAL ...	993	347	15	192



The following cases were discharged during the year.

	School Children	Tuberculosis Cases	Infant Welfare Cases	Total
Orthopædic Defects ... ..	2	—	—	2
Breathing Exercise Cases ... ..	66	—	1	67
TOTALS ... ..	68	—	1	69

**WORK CARRIED OUT BY THE ORTHOPÆDIC NURSE, 1932.**

	NEW CASES.				OLD CASES.				Grand Total
	School Children	Tuber- culosis Cases	Child Welfare Cases	Total No. New Cases	School Children	Tuber- Culosis Cases	Child Welfare Cases	Total No. Old Cases	
Supervision of Cases ... ..	7	2	4	13	39	15	—	54	67
Cases under Treatment ... ..	72	1	19	92	90	10	6	106	198
TOTALS ... ..	79	3	23	105	129	25	6	160	265

Total attendances at the Orthopædic Clinic and Ancoats Hospital:—

Referred from	Attendances at Orthopædic Clinic	Attendances at Ancoats Hospital	Total Attendances
School Clinic ... ..	3088	13	3101
Tuberculosis Clinic ... ..	128	2	130
Child Welfare Clinic ... ..	307	1	308
Total ... ..	3523	16	3539

**Hospital Treatment of Orthopædic Cases during 1932.**

	School Children	Child Welfare Cases
Remaining in Hospital, 1st January, 1932	6	—
Admitted during the Year ... ..	22	2
Discharged during the Year ... ..	23	1
Remaining in Hospital, on 31st Dec. 1932...	5	1
Average duration of Stay (in days) of those discharged during 1932 ... ..	187	91

## Disposal of Cases during the Year.

	NEW CASES.				OLD CASES.				Grand Total
	School Medical	Tuberculosis	Child Welfare	Total	School Medical	Tuberculosis	Child Welfare	Total	
No. of Children:									
Discharged from the Clinic ... ..	15	1	—	16	44	5	4	53	69
For Whom Treatment was Refused by Parents	—	—	1	1	3	—	—	3	4
Not Advised Treatment ... ..	8	1	2	11	2	—	—	2	13
Referred to own Doctor ... ..	—	—	—	—	—	—	—	—	—
Received Treatment Otherwise ... ..	2	—	—	2	2	—	—	2	4
Left School or Left Town ... ..	4	—	—	4	12	2	—	14	18
Deceased ... ..	—	—	—	—	—	3	—	3	3

No. of Children remaining on the register of the Orthopædic Clinic on 31st December, 1932 ... ..	Child		
	School Children.	Welfare Cases.	Tuberculosis Cases.
	154 ...	28 ...	42

## THE WORK OF THE SCHOOL DENTAL DEPARTMENT.

A whole-time dentist is employed. He holds 8 sessions each week for treatment and 2 sessions weekly at the schools for routine dental inspection.

The present scheme, which commenced in 1922, provides for the primary inspection of children aged 6 years and for their re-inspection yearly throughout school life. Parents of children are notified of any defect requiring treatment and are advised to consult their own dentist, or, if they so desire, to send the children to the School Dental Clinic.

**Inspection.**—81 half-days were devoted to inspection during the year. Inspection and re-inspection was confined to elementary school children of age groups 6 to 14 years inclusive, together with a few aged 15 years. 8,071 were examined in the schools and 5,942 or 73·6% had defective teeth as against 74·8% in 1931.

The following gives the number of elementary and special school children examined in each age group, together with the number with defective teeth.



Age Group	Total	Number Inspected		Not requiring Treatment		Number with defects requiring Treatment	
		Boys	Girls	Boys	Girls	Boys	Girls
6 years ...	888	431	457	150	165	281	292
7 " ...	915	449	466	136	127	313	339
8 " ...	1031	532	499	110	113	422	386
9 " ...	1150	586	564	144	116	442	448
10 " ...	1475	793	682	201	155	592	527
11 " ...	1641	841	800	220	219	621	581
12 " ...	657	347	310	99	86	248	224
13 " ...	403	199	204	56	56	143	148
14 " ...	43	25	18	10	6	15	12
15 " ...	3	2	1	—	—	2	1
Total ...	8206	4205	4001	1126	1043	3079	2958

In addition to these routine school inspections, 1,961 children were dentally inspected at the clinic, and 4,944 cases attended the clinic to have appointments made for dental treatment.

**Treatment of Dental Defects.**—409 treatment sessions were held at the school clinic, and 5,267 cases were dealt with as against 4,377 in 1931. 1,894 were cases specially referred by the assistant school medical officer or teachers.

The dental treatment given is summarised as follows:—

	Attendances of Children	Fillings		Extractions		Anæsthetics Administered		Other Operations.		
		Perm'nt Teeth	Temp. Teeth	Perm'nt Teeth	Temp. Teeth	General	Local	Scalings	Dressings	T'm'ts
Elementary Scholars ...	6665	2499	25	704	4633	13	5308	32	30	738
Secondary Scholars ...	53	36	—	10	5	—	15	1	—	7

#### “Following up” of Dental Defects.

The parents whose children have not attended the Dental Clinic as the result of having been notified of the need of dental treatment, are interviewed by the School Nurse.

During the year 9,158 children were notified as requiring treatment as a result of being dentally inspected, and the following gives the after-history of the cases:—

Attended School Dental Clinic	...	...	...	5,228 Elem. 39 Sec.
Received treatment from own dentist	...	...	...	444
Promised to attend own dentist	...	...	...	20
Parents indifferent	...	...	...	2,995
Treatment not advised	...	...	...	6
Left school or could not be traced	...	...	...	76
Left town	...	...	...	13
Deceased	...	...	...	4
Remaining to be followed up at the end of the year...				333

The following figures show the numbers of fillings and extractions carried out during the last 7 years for school children.

Year	Fillings.			Extractions.			Other Operations.			
	Temp- orary Teeth	Per- manent Teeth	Total Fillings	Temp- orary Teeth	Per- manent Teeth	Total Extrac- tions	Temp- orary Teeth	Per- manent Teeth	Total other Opera- tions	
1932	25	2535	2560	4638	714	5352	120	688	808	
1931	49	2083	2132	3763	580	4343	177	437	614	
1930	31	1971	2002	3641	490	4131	102	319	421	
1929	20	2045	2065	2982	367	3349	1054	386	1440	
1928	378	1540	1918	5793	481	6274	2229	380	2609	Full-time Dentist appointed.
1927	229	1135	1364	6097	571	6668	1665	369	2034	
1926	24	528	552	5404	497	5901	1509	65	1574	Part-time Dentist.

The following table gives the TOTAL ANNUAL ATTENDANCES OF ELEMENTARY SCHOOL CHILDREN AT THE DENTAL CLINIC for treatment for each year from 1914 to 1932.

1914	...	...	...	...	1,071
1915	...	...	...	...	722
1916	...	...	...	...	1,280
1917	...	...	...	...	1,359
1918	...	...	...	...	1,071
1919	...	...	...	...	1,003
1920	...	...	...	...	1,366
1921	...	...	...	...	988
1922	...	...	...	...	1,183
1923	...	...	...	...	1,407



1924	...	...	...	...	2,254
1925	...	...	...	...	2,261
1926	...	...	...	...	3,156
1927	...	...	...	...	3,672
1928	...	...	...	...	3,976
1929	...	...	...	...	4,288
1930	...	...	...	...	5,013
1931	...	...	...	...	5,262
1932	...	...	...	...	6,718

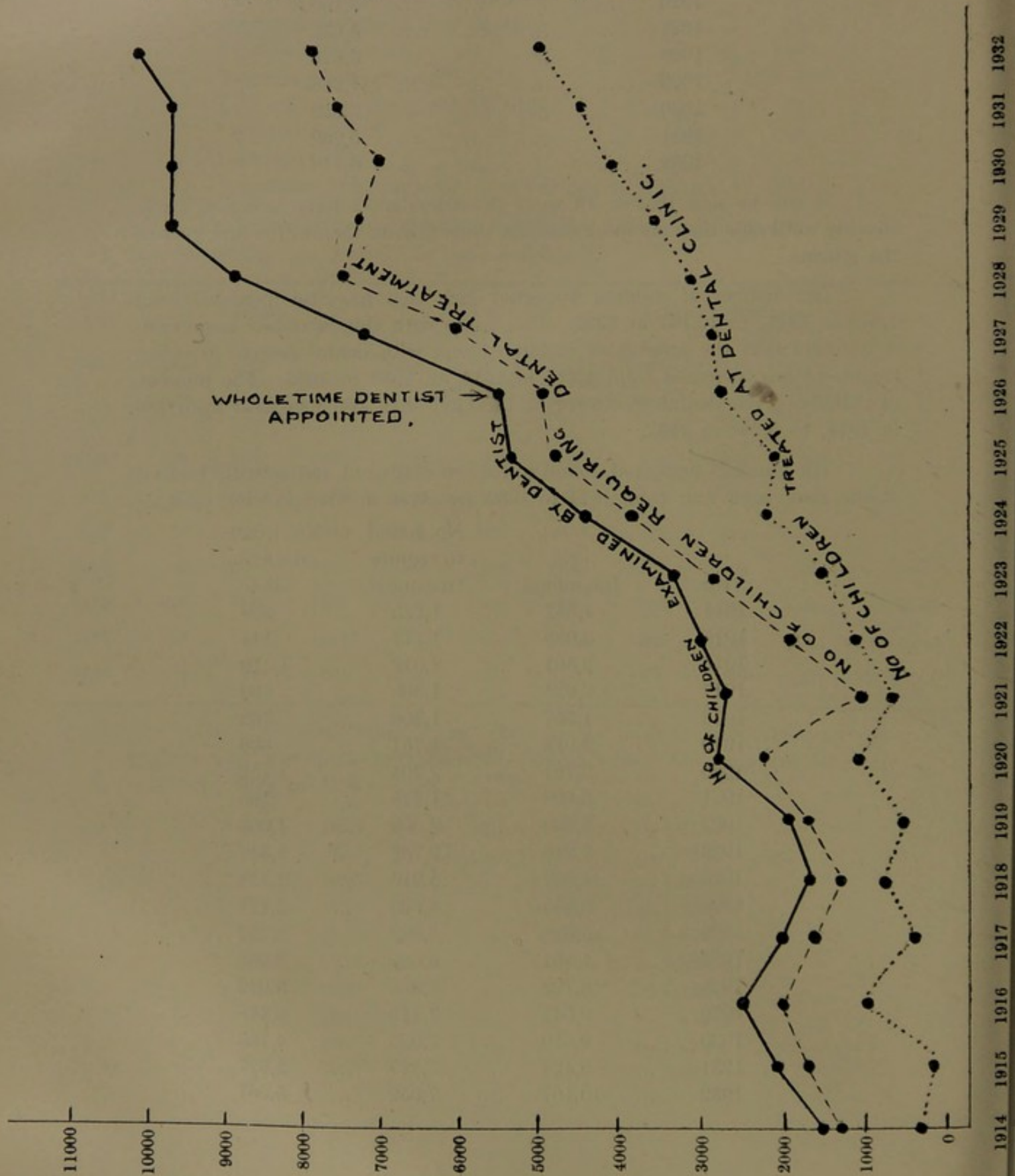
It will be seen that in 19 years the attendances have increased fairly steadily until now they are more than six times greater than in the first year of the scheme.

The number of children inspected each year has also increased from 1,542 in 1914, to 10,167 in 1932. *Pari passu* with this increased inspection, it is found that the number of children found with dental defects requiring treatment has increased from 1,225 in 1914, to 7,952 in 1932. The number of children given dental treatment at the clinic has also increased from 286 in 1914, to 5,267 in 1932.

The numbers inspected, found to require treatment and actually treated at the clinic each year from 1914 to 1932 are given in the following table:—

Year.	No. Examined.	No. found to require Treatment.	No. treated at Dental Clinic.
1914	1,542	1,225	286
1915	2,089	1,777	141
1916	2,561	2,012	1,119
1917	2,024	1,668	490
1918	1,557	1,368	753
1919	2,013	1,761	666
1920	2,761	2,304	1,152
1921	2,608	1,116	760
1922	2,906	2,003	1,066
1923	3,246	2,752	1,347
1924	4,507	3,916	2,154
1925	5,355	4,693	2,117
1926	5,636	4,989	2,727
1927	7,161	6,089	2,966
1928	8,722	7,385	3,042
1929	9,547	7,119	3,418
1930	9,510	7,035	4,165
1931	9,424	7,427	4,377
1932	10,167	7,952	5,267

The increase in the amount of work carried out is well demonstrated by setting out these figures on the following chart:—





In my report for the year 1931, I gave the history of the dental scheme, a review of the work since its inception in 1914 and described how the work had increased. The appointment of an additional dentist and dental attendant was advocated. Unfortunately it has been found necessary to continue with only one dentist. The figures for 1932 show that the numbers of children presenting themselves for treatment continue to increase and the time has now come when it is quite impossible for one dentist to cope with the numbers requiring treatment.

Owing to the large number of children to be inspected and treated, it is impossible for the dentist to arrange for annual re-inspection of the children in all the schools and consequently each year more time elapses between the periodic re-inspections. At present the dentist is able to make his periodic visits to each school only once in fifteen months, and as yet it has not been found practicable to inspect children of five years of age on entering school.

### OPEN AIR EDUCATION.

**School Camp.**—A permanent school camp is established and owned by the Education Authority at Hest Bank, near Morecambe. This school is not a special school under Part V. of the Education Act, 1921. Children from the elementary schools who do not have an opportunity of obtaining a holiday out of town during the summer vacation are sent to Hest Bank. The school has accommodation for 50 children. Only children of 11 years of age and over are sent. They are in charge of specially selected teachers, who continue the educational instruction of the children in the camp. Full use is made of study in the open air, such as nature study. The school was opened from 8th April to 7th October. Children are sent for a fortnight; boys in the earlier period, girls during the warmer months and again boys in the later period. During 1932, 650 children were admitted.

All children are medically inspected by the assistant medical officers before proceeding to Hest Bank. This entailed the examination of 693 children.

The school camp consists of two dormitories, sleeping accommodation for teaching staff, covered playground, class room, dining room, kitchen and accommodation for caretaker and domestic staff. The grounds are spacious and sheltered.

**Convalescent Home.**—A Convalescent Home at Lytham St. Annes, built by the late Sir John Thursby, has accommodation for 12 children of each sex, and is provided for the children of Burnley and the surrounding



district. It was open for the reception of children from 2nd April to 29th October. During this period 311 children were admitted, 168 (69 boys and 99 girls) being Burnley school children. Practically all the Burnley children are selected by the assistant school medical officers and immediately prior to their admission they are examined regarding cleanliness and freedom from infectious disease. Boys aged 4-10 years and girls aged 4-12 years are admitted for periods of 1 to 3 weeks.

The Burnley League of Social Service has a holiday home at a farm house on the moors a few miles from Burnley, which is open during the summer months, with accommodation for 12 poor boys.

**Day Open Air School.**—The Local Authority possesses a Day Open Air School which was established in 1918.

The school is situate in the grounds adjoining Bank Hall Hospital, and is built to accommodate 140 children. Approval for this number has been obtained from the Board of Education.

All the class rooms are built so that one side, completely of glass, can be thrown wide open. A large covered verandah adjoins all the class rooms, so that the children can be taught in the open air all the year round and yet be sheltered from the prevailing winds. The school is also provided with a large covered platform, where the children rest on canvas stretcher beds during part of the day. The school is equipped with 14 shower baths, each child being given a weekly bath during the summer months. Attached to the school is a dining room and kitchen.

The children for attendance at this school are selected by the Assistant School Medical Officer who is also the Tuberculosis Officer, from those whose attendance at an elementary school is in most cases very irregular on account of their physical condition. This officer also acts as medical officer in charge of the school which he visits twice weekly. A routine medical inspection of all the children is carried out annually. The School Nurse attends periodically for cleanliness inspection.

All the children in the school were dentally inspected during the year.

The routine of the school is as follows:—School opens at 9-0 a.m.; the children have breakfast on arrival. Lessons at 9-30 a.m., dinner at 12-15; rest hour in winter from 1 to 2 o'clock, summer 1 to 3 o'clock; lessons; tea 4-15. In winter the school is dismissed at 4 p.m. and at 5-15 p.m. in summer.



During the year 40 children (19 Boys and 21 girls) were admitted for the following reasons:—

Tuberculous Diathesis	...	...	...	...	5
Chronic Bronchitis	...	...	...	...	12
Anæmia	...	...	...	...	7
General Debility	...	...	...	...	6
Tuberculous Peritonitis	...	...	...	...	1
Chorea	...	...	...	...	2
Neurasthenia	...	...	...	...	3
Enlarged Glands	...	...	...	...	1
Enteritis	...	...	...	...	1
Unresolved Pneumonia	...	...	...	...	2

The average number on the roll was 119 and the average attendance was 108.

44 children were discharged during the year and the following table gives details respecting them.

The average length of stay of those discharged was 2 years and 6 months.

#### DISCHARGES FROM THE OPEN AIR SCHOOL DURING 1932.

Sex	Age on Admission years	Length of Stay yrs. mths	Weight on Admission lbs.	Weight on Discharge lbs.	Gain in Weight lbs.	Reason for Admission	Reason for Discharge
M	7	2 5	45	58	13	Addison's Disease	Left Town.
M	9	1 8	61	77	16	Heart Disease	Health Restored.
M	7	2 7	43	53½	10½	Debility	Left Town.
M	10	2 7	45½	57	11½	Debility and Paralysis	Restoration of Health.
M	11	5	70	72	2	Heart Disease	do.
M	10	1 8	61	76	15	Sequelæ of Pneumonia	do.
M	8	2 8	43	56	13	Kidney Disease	do.
M	8	5 8	38	64	26	Tub. Diathesis	Age Limit.
M	9	5 0	41½	80½	39	do.	do.
M	8	11	57	64	7	do.	Restoration of Health.
M	9	1 9	57	69	12	Tub. Peritonitis and Anæmia	Temporary Discharge.
M	10	2 3	66	83	17	Neurasthenia	Restoration of Health.
M	9	3 2	50	70	20	Tub. Diathesis	do.
M	9	2 10	48	63	15	Anæmia	do.
M	10	1 11	52	64	12	Neurasthenia	do.
M	9	3 1	61	83	22	Anæmia	do.
M	8	5 6	44	75	31	Tub. Diathesis	Age Limit.
						Bronchial Pneumonia	
M	9	1 1	44	51	7	Tub. Diathesis	Restoration of Health.
M	10	3	61	61	—	Non-Pul. Tub.	Temporary Discharge.
M	10	2	72	74	2	Chronic Bronchitis and Asthma	do.
M	8	1 4	45	52	7	Anæmia	Transferred to Residential Institution.
M	10	1 8	48	52½	4½	Chronic Bronchitis	Left Town.

## DISCHARGES FROM THE OPEN AIR SCHOOL DURING 1932.

Sex	Age on Admission years	Length of Stay yrs. mths	Weight on Admission lbs.	Weight on Discharge lbs.	Gain in Weight lbs.	Reason for Admission	Reason for Discharge
F	9	3 6	52½	83½	31	Chorea	Transferred to Hospital.
F	8	1 5	40	47	7	Chronic Bronchitis	Temporary Discharge.
F	8	1 8	58	73	15	Chorea	Restoration of Health.
F	9	1 8	53½	66	12½	Anæmia	do.
F	9	3 2	43	64	21	Debility	do.
F	7	3 9	50	59	9	Tub. Diathesis	Transferred to Residential Institution.
F	8	3 3	35	53	18	Tub. Dactylitis	Restoration of Health.
F	7	4 9	42	76	34	Tub. Diathesis	do.
F	11	1 3	62	74	12	Debility	do.
F	9	3 6	53	80	27	Tub. Diathesis	do.
F	7	2 9	43	61	18	Anæmia	do.
F	7	3 9	38	59	21	Tub. Diathesis	do.
F	9	1 2	65	71	6	Chronic Bronchitis	Left Town.
F	8	5 2	42	82	40	Chronic Bronchitis	Age Limit.
F	9	2 2	62½	83	20½	Neurasthenia	Restoration of Health.
F	9	1 2	44	51	7	Chronic Bronchitis	do.
F	7	3 2	42	62	20	Tub. Diathesis	do.
F	8	2 4	47	54	7	Chronic Bronchitis	Transferred to Residential Institution.
F	8	1 4	50	61	11	Anæmia	Temporary Discharge.
F	9	4 4	48	82	34	Anæmia	Age Limit.
F	10	1 9	39	52	13	Chronic Bronchitis	Transferred to Residential Institution.
F	9	4 11	47	78	31	Tub. Diathesis	Age Limit.

## PHYSICAL TRAINING AND PLAYING FIELDS.

There is no Organiser of Physical Training employed.

The Board of Education Syllabus of Physical Training (1919) is used in the schools.

**School Sports.**—Organised competitions take place each year in respect of football and cricket for the boys and basket-ball for the girls. Galas are held for swimming and certificates awarded to encourage the scholars.

The Education Committee have made provision for Playing Fields within the Borough as follows:—



### Elementary Schools.

#### CHERRY FOLD.

There is Playing Field accommodation for organised school games, complete with dressing accommodation and Groundsman's house, at Cherry Fold, used by the children from Elementary Schools only. This Playing Field, which is situate on the Corporation bus route, meets the needs of older scholars of a large number of schools in the vicinity. Further, all the competitive games and sports' competitions for boys and girls in the Borough, which are played outside school hours, are held at Cherry Fold. Provision is made for 5 football pitches, 6 cricket pitches, and about 8 net-ball pitches. Drainage work has been undertaken during the year.

#### WALSHAW.

The Education Committee rent 2 football pitches for the winter season at Walshaw Farm. These meet the needs for boys' organised games in the Burnley Lane schools.

#### QUEEN'S PARK.

Girls from the Burnley Lane and Fulledge district schools attend Queen's Park in the summer for net-ball during the organised games hour.

#### LOCKYER AVENUE.

The Education Committee own a site in Lockyer Avenue, suitable for Playing Fields. A few schools from the West end part of the town have used Lockyer Avenue for football, but only during the very dry period of the winter season, as drainage work is necessary before it can be put into full use.

### Secondary Schools.

The Grammar School loan a large field at Walshaw Farm and a Playing Field for football during the winter season. This provides for a large number of pitches which meets the needs of the school for winter games.

#### TURF MOOR AND ST. ANDREW'S CRICKET FIELDS.

The Grammar School rent the Turf Moor and St. Andrew's Cricket Fields for certain times during the summer season for the playing of cricket.

#### TOWNELEY.

The Towneley Playing Fields are used by the Elementary Schools and the High School. About 5 hockey pitches have been laid out.



### PROVISION OF MEALS.

The total number of necessitous school children requiring to be fed was 1,336.

Both breakfasts and dinners are provided. During the year a total of 474,343 meals were supplied (206,134 Breakfasts and 268,209 Dinners). The number of meals supplied in 1931 was 281,669.

The arrangements are in the hands of the Special Services Sub-Committee, and the cases are selected by the application of a scale approved by the Board taking into consideration income and number in family.

Head Teachers and the Assistant School Medical Officer select children for free meals. The dietary has been revised and approved by the School Medical Officer.

The system of providing Free Meals to necessitous children has been in operation for twenty-one years. The exceptionally rapid increase in the numbers receiving free meals during the last two years occasioned the opening of several additional "centres," until, in July, 1932, there were ten such "centres." These included six private caterers, two "National" Kitchens owned by the Corporation, and two schools, to which the food was transported in containers from the "National" Kitchens. There was difficulty in maintaining educational supervision or care at some of the centres, such as the young child needs and such as would greatly add to his comfort and future health. In the "National" Kitchens, the children were fed in upstairs rooms, not easy of access.

It was found that more suitable accommodation was needed for reasonable comfort and in some cases to avoid overcrowding and congestion. The Gannow Kitchen was, therefore, closed and all the cooking concentrated in Garden Street Kitchen. The feeding of children ceased in Garden Street Kitchen, and five new "centres" were opened in halls, suitable in size and situation, which were rented for the purpose.

The food is transported in specially constructed containers, which keep it hot until ready for serving. Tablecloths, crockery and cutlery and, where necessary, trestle tables and forms are provided by the Education Committee. A supervisor is employed in each "centre," who is responsible for the cleanliness of her rooms and tables, the washing of the empty containers and crockery, and the orderly conduct of the meals. There is a hot water supply and equipment for washing the crockery in each "centre." With this new provision, the children are able to obtain a nourishing meal of the correct foods of sustenance and growth, under good conditions of quiet and orderliness.

The Garden Street Kitchen has been taken over by the Education Committee from the Markets Committee.



### THE PROVISION OF MILK DURING SCHOOL HOURS.

The arrangements made for the supply of milk in the schools during the forenoon interval have been extended to embrace thirty-one schools. A small charge of about 3d. per week is made and any profits enable the teachers to supply milk to a few necessitous children. My only criticism of the arrangements is that too many schools continue to use a dried milk instead of fresh Grade A milk. At the end of 1932, the extent of the milk scheme was as follows:—

	Grade A Milk.	Raw Milk.	Dried Malted Milk.	Total.
No. of Schools Supplying ...	3	5	23	31
Approximate No. of Scholars Receiving Milk ... ..	350	350	2300	3000

The graded milk is supplied in one-third of a pint bottles, and where raw milk is supplied, the Medical Officer of Health has approved the source of supply. The teachers keep records of the weights of the children receiving milk.

### COD LIVER OIL AND MALT.

Necessitous children, recommended by the medical officers, receive cod liver oil and malt free from the school clinic. This is taken to the school and supplied by the teachers to the children according to the instructions of the medical officers. During 1932, 172 children, who were within the scale of necessity, received 770 lbs. of cod liver oil and malt.

### SCHOOL BATHS.

Wash Baths are not provided at any of the Elementary Schools. They are installed in the two Special Schools for the Mentally Defective, at the Open Air School and in the new Nursery School, which was opened on 26th February, 1932.

The Baths Committee provide facilities by allowing the Elementary School children the use of the Public Swimming Baths. The Education Committee arrange for the attendance of classes of children usually during school hours. 76,500 attendances were made at the three Swimming Baths, compared with 68,932 last year. In addition 22,863 attendances were made by school children on Saturday mornings.



### SCHOOL JOURNEYS.

Children in attendance at the Open Air School and the Special Schools for Mentally Defectives, who live at a considerable distance from the schools, are supplied with passes to travel on the Corporation tramcars or omnibuses. Children from the more distant elementary schools are given, when necessary, tickets to enable them to travel on tramcars or omnibuses between the schools and the clinic.

### CO-OPERATION OF PARENTS, TEACHERS AND SCHOOL ATTENDANCE OFFICERS.

Both teachers and school attendance officers continued to give ungrudgingly valuable assistance throughout the year to the school medical staff. They realise the necessity for making their influence felt in the following up of defects, in reference of cases to the clinic, in bringing to the notice of the medical officer of health cases of infectious disease and in many other ways.

Although parents were invited to attend during the routine medical inspection of scholars in all age groups, only 905 actually attended. This does not necessarily indicate apathy on the part of the parents, as domestic duties and employment in the mills prevent many mothers being present. Again mothers are now aware that defects found in the children are notified to the parents and that this is followed up by a visit from the nurse. The number of parents who are present when children are examined at the clinic by the assistant medical officers, orthopædic surgeon and ophthalmologist, or treated by the dentist, is high.

### CO-OPERATION OF VOLUNTARY BODIES.

The National Association for the Prevention of Cruelty to Children, through its local inspector, continues to be of great assistance. Occasionally parents, through indifference, ignorance or contumacy, neglect to have their children's defects remedied. Such persons, though few in number, cause repeated follow-up visits to be made. If, after several months, no effort is made by the parents to carry out the recommendations of the medical officer, these cases are referred to the inspector of the N.S.P.C.C. The appearance of the Society's inspector at the home is generally effective in obtaining consent for treatment.

During 1932, the following types of cases were referred:—

6 cases of verminous or unclean children ; 18 cases of defective vision ; 7 cases of enlargement of tonsils and adenoids ; 3 orthopædic and 2 other cases. The inspector has taken a keen interest in the cases referred to him ; he has reported on the results of his visits. His help is gratefully acknowledged.

Burnley League of Social Service.	}	See under " Convalescent Homes."
Thursby Convalescent Home.		



### **BLIND, DEAF, DEFECTIVE AND EPILEPTIC CHILDREN.**

Full statistical details regarding blind, deaf, defective and epileptic children will be found in Table S.c.M., required by the Board of Education, in the Appendix.

**Blind and Partially Blind Children.**—The Day School for the Blind, Tarleton House, has accommodation for 20 scholars. At the end of 1932, there were 22 children attending, of whom 17 were Burnley children, the remainder being sent by neighbouring authorities.

Of the Burnley children there were

Totally Blind: 1.

Partially Blind: 16.

Although only one child was classified as "totally" blind, many of the "partially blind" children had a very severe degree of vision defects, and should more correctly be classified as "blind." Only 5 children were taught by "partially sighted" methods in the Blind School.

The staff of the school consists of a headmaster and a female assistant.

Medical and dental inspection of the pupils was carried out during the year.

The after-care of blind children is dealt with by the Special Services Sub-Committee. A scheme for the further instruction of blind young persons over 16 years of age is in operation at Tarleton House, where workshops are maintained. Blind girls are trained in knitting by machinery, etc., and blind youths in basketry, boot repairing, etc.

8 technical pupils were in attendance at the workshop at the end of the year, 4 being Burnley pupils.

**Deaf Children.**—The Local Authority possesses a Day School for the Deaf. At the end of 1932, 14 children were receiving instruction in this school, of whom 8 were Burnley children, all totally deaf.

The staff of the school consists of a head teacher and one assistant.

Medical and dental inspection of the pupils was carried out during the year.

The after-care of deaf children is undertaken by the Burnley Oral Society, of which the Headmistress of the Deaf School is a member.



**Mentally Defective Children.**—The method of ascertainment of mentally defective children is as follows. Twice yearly on given dates the head teachers of all the elementary schools report the names of children in their departments whom they consider to be mentally retarded or deficient. A written report on the form recommended by the Board of Education is submitted in respect of each child. The Director of Education and the School Medical Officer examine these children in the schools in the presence of the parents. The School Medical Officer recommends such as are considered to be mentally deficient but not incapable of receiving benefit from instruction in a special school for admission to special schools. Other cases are ascertained by the medical officer in the course of routine and special inspections.

There are two Special Day Schools owned by the Local Authority in the Borough. They are separate buildings within the precincts of ordinary elementary schools at Coal Clough and Heasandford. Each school has accommodation for 65 scholars. The staff at each school consists of a headmistress and three female assistants.

At the end of 1932, the number of children attending the Special Day Schools was 118 ; 85 boys and 33 girls. The number of these classified as feeble-minded was 64—41 boys and 23 girls. A number of the children in the Special Schools are, in my opinion, merely dull and backward. As there are no special classes in any of the elementary schools for dull and backward children and as such backward children cannot receive the necessary individual attention in elementary schools, they are most suitably taught in the Special Schools and are found to progress satisfactorily under the individual instruction they receive.

23 children were admitted and 16 were discharged during the year. The reasons for discharge are as follows:—

	Boys.	Girls.
Granted permission to leave as suitable work obtained ... ..	8	2
Left school at age of 16 ... ..	1	2
Left town ... ..	—	1
Discharged Ineducable ... ..	1	—
Transfer to elementary school ... ..	1	—
	—	—
	11	5
	—	—

The children in the Special Schools were medically and dentally inspected during the year.



Mentally Defective Children not in Special Schools are supervised by the Central Lancashire Association for Mental Welfare. This Association also conducts an Occupation Centre in Burnley.

The Ladies' After-Care Committee visit the homes of children in the two Special Schools and continue the supervision of these children after they leave the Special Schools.

### **PHYSICALLY DEFECTIVE CHILDREN.**

**Tuberculosis.**—All cases of definite or suspected tuberculosis are referred to the Tuberculosis Officer, who arranges for appropriate treatment or supervision. Cases of crippling due to tuberculosis are referred to the Orthopædic Clinic.

Suitable cases of tuberculous disease of the skin and glands receive actino-therapy. This was formerly carried out by a radiologist in his consulting rooms, but towards the end of 1932, more economical arrangements were made for these cases to be dealt with in the Municipal Hospital, where mercury vapour, carbon arc and Kromayer lamps are available.

**Delicate Children.**—444 were classified as "delicate," of whom 120 were in attendance at the Open Air School.

The Public Health Committee again utilized the Burnley Joint Hospital Board's Smallpox Hospital at Crown Point as a convalescent institution for delicate children. The hospital was opened at the beginning of May. During the summer the administration block was completed and electric light was installed throughout the hospital, so it was kept open throughout the winter months also. 56 children of school age were admitted during 1932, 28 were discharged, and 28 remained in the hospital at the end of the year.

Special enquiry into all cases of Rheumatism and its sequelæ, which was commenced during 1931, was continued throughout the year under review, and the following is a short report of the findings:—

### **CONTINUATION OF ENQUIRY INTO RHEUMATISM IN SCHOOL CHILDREN.**

(by DR. ELSIE CATLOW).

This work was continued on the same lines as in the enquiry in 1931. All cases or suspected cases of rheumatism, or sequelæ of rheumatism, were noted as met during ordinary School Medical Inspection or in consultation at the School Clinic.

111 new cases were discovered of whom 67·6% were girls and 32·4% boys. Amongst 5,634 children examined boys and girls were almost equal in number. This confirms the findings in 1931 of the apparent greater susceptibility of girls.

All the cases of rheumatism found in 1931 are still under observation and care.

Examination reveals an incidence of 1·97% amongst that portion of the school population examined in 1932, as compared with 2·15% in 1931. Many mild cases are included but these must be regarded of serious import in view of the signs of heart trouble which were already being manifested in many cases having only a history of recurrent growing pains.

As last year the cases were divided into the following groups:—

- I. Cases with a definite history of RHEUMATIC FEVER.
- II. Cases with a history of CHOREA (St. Vitus's Dance).
- III. Cases of MUSCULAR and ARTICULAR RHEUMATISM with NO rheumatic fever.
- IV. Cases in which the only indication of rheumatism given by the patient was "GROWING PAINS."

**I. Cases with Definite History of Rheumatic Fever.**

Number			Severe Heart Affections	Mild Heart Affections	Much Enlarged Tonsils	Enlarged Tonsils	Had Operation for Adenoids and Tonsils	Nervous Manifestations
Girls	15	...	1	2	1	8	1	2
Boys	11	...	4	1	0	2	3	1
Total	26	...	5	3	1	10	4	3
Percentage	...	...	19·2%	11·5%	3·8%	38·5%	15·4%	11·5%



## II. Cases with a Definite History of Chorea (St. Vitus Dance).

Number	Severe Heart Affections	Mild Heart Affections	Much Enlarged Tonsils	Enlarged Tonsils	Had Operation for Adenoids and Tonsils	Nervous Manifestations
Girls 11 ... ..	0	4	0	1	1	6
Boys 6 ... ..	0	2	0	0	0	2
Total 17 ... ..	0	6	0	1	1	8
Percentage ... ..	—	35.3%	—	5.9%	5.9%	47%

## III. Cases with a History of Muscular or Articular Rheumatism.

Number	Severe Heart Affections	Mild Heart Affections	Much Enlarged Tonsils	Enlarged Tonsils	Had Operation for Adenoids and Tonsils	Nervous Manifestations
Girls 34 ... ..	1	4	1	4	6	2
Boys 14 ... ..	2	5	1	5	1	0
Total 48 ... ..	3	9	2	9	7	2
Percentage ... ..	6.25%	18.7%	4.2%	18.55%	14.5%	4.2%

## IV. Cases with History of Growing Pains.

Number	Severe Heart Affections	Mild Heart Affections	Much Enlarged Tonsils	Enlarged Tonsils	Had Operation for Adenoids and Tonsils	Nervous Manifestations
Girls 14 ... ..	1	5	—	1	2	2
Boys 6 ... ..	1	2	—	1	1	1
Total 20 ... ..	2	7	—	2	3	3
Percentage ... ..	10%	35%	—	10%	15%	15%

## V. Total Cases—111.

Number	Severe Heart Affections	Mild Heart Affections	Much Enlarged Tonsils	Enlarged Tonsils	Had Operation for Adenoids and Tonsils	Nervous Manifestations
Average Percentage	9%	22.5%	2.7%	20%	13.5%	14.5%

**Number of Children Examined at Routine Medical Inspections:—**

Number Examined.	Boys	...	...	1,975
	Girls	...	..	2,045
				—
				4,020
				—

**Number of Children Examined at Special Inspections:—1,614**

**Total Children from whom cases were selected:—5,634**

**Onset.—FIRST CONDITION OF RHEUMATISM, 1ST ATTACK.**

Age	1st Attack—Rheumatism		1st Attack—Chorea		Total
	Girls	Boys	Girls	Boys	
Under 2 years	1	1	—	—	2
2	1	—	—	—	1
3	3	1	—	1	5
4	2	2	—	—	4
5	9	2	2	1	14
6	3	3	—	—	6
7	7	5	1	1	14
8	6	3	3	1	13
9	4	2	1	1	8
10	6	5	1	1	13
11	10	4	3	—	17
12	2	2	—	—	4
13	3	—	—	—	3
14	1	—	—	—	1

In every case where possible the age of onset, i.e. the age when the symptoms were first noticed, was carefully enquired for and obtained in all except six girls. The ages are shown in the table above. Again the most dangerous ages appear to be between five and eleven years—those years which are the most precious in school life. Again practically every school showed some cases.



Parents were closely questioned with regard to family histories of rheumatism and housing conditions, but one could not draw any inferences as reliable details often would not be obtained. So far as could be seen damp housing was not definitely associated with the complaints.

This year's work again brought out the fact of the association of some detectable heart weakness in almost half the children complaining of "growing pains." The milder forms were often producing no symptoms, but all the children will be carefully watched by the school medical officers, being seen at least once in six months. Parents will be advised of any trouble which may be detected and thus early preventive treatment instituted, if necessary, by referring to their own medical advisers.

Again I would urge all who have the welfare of children at heart to realise the importance of the danger signs—often mild joint or muscular pains—and to obtain medical advice as to treatment and care in this great preventive work and campaign against heart disease.

## SECONDARY SCHOOLS.

There are two Secondary Schools in the Borough, the Grammar School for Boys, and the High School for Girls. Both are provided by the Authority. In the case of the Grammar School there is a small endowment. The average attendance in Secondary Schools during 1932 was Boys, 427 ; Girls, 379.

Todmorden Road Central School (provided) takes pupils up to 15 years of age. The parents of children in this school must give an undertaking to leave their children in the school for three years or until they reach 15 years of age, whichever is the later. For school medical inspection purposes, the Central School is considered as an elementary school, and the statistics of medical and dental inspection and treatment are included in those for Elementary Schools.

### MEDICAL INSPECTION OF SECONDARY SCHOOL PUPILS.

The following procedure was adopted during 1932.

#### FULL MEDICAL INSPECTION.

- (1) All the new admissions who had not been examined during the year at an elementary school.
- (2) All new admissions from other towns.
- (3) All pupils aged 15 years.
- (4) Any other older pupils who missed the 15 year old inspection in previous years.

GENERAL SURVEY.—All the remaining pupils in the school.

#### ROUTINE MEDICAL INSPECTION. NUMBERS INSPECTED.

Ages	10	11	12	13	14	15	16	17	18	19	Total
Boys ... ..	—	68	107	90	61	55	53	19	5	—	458
Girls ... ..	2	59	118	61	51	49	36	18	2	3	399
Totals ... ..	2	127	225	151	112	104	89	37	7	3	857



		Full Routine Inspection.		General Survey.		Special Inspections.
Boys	...	196	...	262	...	} 14
Girls	...	157	...	242	...	

**Following-up.**—Written notices are sent to parents through the Principal of the school when defects requiring treatment are found. The Principals of the Secondary Schools assist by following-up defects and reporting cases, when necessary, to the School Medical Officer. The school nurses visit the homes to interview parents in special cases.

### FINDINGS OF MEDICAL INSPECTION.

Tables giving the numbers inspected, defects found and treatment given, as required by the Board of Education, are appended to this report.

**Uncleanliness.**—The standard of cleanliness in the Secondary Schools continues to be high, only 2 cases in which the head was unclean being found, and in only one case was the body found to be unclean.

**Minor Ailments.**—Of the 8 cases of skin disease discovered, none were found to be contagious. Only 4 pupils had external eye diseases.

**Tonsils and Adenoids.**—32 (or 3·7%) of the pupils had enlarged tonsils. 17 required treatment and the remainder were noted for observation. 6 other pupils had unhealthy conditions of the nose and throat.

**Dental Disease.**—In the course of routine medical inspection, the Medical Officers found 259 children (30·2% of the whole) who required dental treatment. Routine inspection by the Authority's dentist is not undertaken.

**Visual Defects.**—219 (25%) of the pupils had defective vision. In 105 the defect was so pronounced as to require treatment. 2 cases of squint were noted. 152 pupils were wearing suitable glasses.

**Diseases of Circulation.**—Of 26 cases of disordered function of the heart only 4 were organically diseased. 18 pupils were anæmic.

**Respiratory Diseases.**—Of 7 cases, none was found to be definitely tuberculous.

**Crippling and Deformities.**—Of 63 cases recorded, 3 were due to rickets. The remainder were mainly postural defects, such as spinal curvature and round shoulders, which could be remedied to a great extent by remedial exercises.



**Height and Weight.**—Records of the Height and Weight of the pupils were made, and the following shews the averages for each age group.

**Average Height and Weight of Pupils at the High School for Girls.**

	1932		Average Height.		Average Weight.	
	Number		1932	1931	1932	1931
	Inspected.		inches.	inches.	lbs.	lbs.
Age 10 years	2	...	55.0	54.4	72.5	76.5
Age 11 years	59	...	59.3	56.1	82.2	77.6
Age 12 years	118	...	59.1	58.1	90.7	83.6
Age 13 years	61	...	60.2	60.9	95.0	98.6
Age 14 years	51	...	62.5	62.0	108.4	105.7
Age 15 years	49	...	63.4	62.8	113.4	116.3
Age 16 years	36	...	63.1	63.7	125.3	115.9
Age 17 years	18	...	64.2	63.1	115.0	129.6
Age 18 years	2	...	65.0	64.3	122.5	117.5
Age 19 years	3	...	62.3	—	120.8	—

**Average Height and Weight of Pupils at the Grammar School for Boys.**

Age 10 years	—	...	—	54.3	—	72.5
Age 11 years	68	...	56.0	55.4	77.7	74.0
Age 12 years	107	...	57.5	56.8	83.2	78.0
Age 13 years	90	...	59.4	58.8	89.6	85.1
Age 14 years	61	...	62.8	61.3	101.5	93.0
Age 15 years	55	...	64.4	63.6	113.5	105.6
Age 16 years	53	...	66.1	66.3	121.6	122.2
Age 17 years	19	...	67.9	67.9	135.4	130.0
Age 18 years	5	...	67.4	68.0	140.5	141.9

**Infectious Disease.**—During the year no action was necessary beyond the exclusion of a few pupils and 5 contacts.

**Medical Treatment.**

All the treatment clinics (minor ailments, dental, orthopædic and ophthalmic) are at the disposal of Secondary School pupils, whether paying or free place pupils. The arrangements for recovering the cost of treatment are the same as for children attending Elementary Schools.

201 or 23.5% of the pupils had defects (apart from uncleanliness and defective teeth) which required treatment. The majority of the defects were treated privately, the attendances at the clinic being mainly for treatment of vision and dental defects.

12 pupils received treatment through the Authority's scheme for defective vision, 39 for dental defects, 5 for crippling and one for throat defects and 14 attended for glasses inspection. 14 attended the clinic for special examination.



### MISCELLANEOUS.

**Medical Examination of Prospective Teachers.**—The names of 8 Secondary School pupils, who were recommended for appointment as Student Teachers, were referred to the School Medical Officer to ascertain if they were physically fit.

**Municipal College and School of Art, and Evening Continuation Classes.**—No medical inspection or treatment of pupils attending these classes is undertaken by the Education Authority.

**Licensing of Children for Entertainments.**—4 children were granted medical certificates permitting them to take part in an entertainment at a local theatre.

**Employment of Children and Young Persons.**—Again I have to report that no requests for medical certificates, under the Bye-laws for Regulating the Employment of Children and Young Persons, were received by the School Medical Officer. While there appears to be very little trading in the streets by young people under 16 years of age, there is no doubt some employment of children out of school hours, and it appears to me to be very desirable that the School Medical Officers should have the onus of deciding whether these children are fit for employment.

**Deaths of School Children.**—28 children between 5 and 15 years of age died during the year. Of these 7 died of Diphtheria, 1 of Influenza, 2 of Non-Pulmonary Tuberculosis, 1 of Intestinal Obstruction, 6 of Respiratory Diseases, 3 of Diseases of Nervous System, 1 of Appendicitis, 1 of Nephritis, 5 of other causes, and 1 accidentally killed by motor vehicle.

**Nursery School and Classes.**—The Nursery School was opened on 28th February, 1932. The Assistant School Medical Officer visits the school once a fortnight for general supervision of the children, and a Health Visitor attends three times each week. A routine medical inspection of the children has been carried out. The dentist inspected the teeth of the children, but has not undertaken dental treatment.

Several infant schools have children aged 3 and 4 years in attendance. During 1932, 28 boys and 26 girls aged 3 years, and 174 boys and 184 girls aged 4 years were medically inspected in infant schools.

The following is a summary of the dental condition of 56 children in the Nursery School in December, 1932.

## DENTAL INSPECTION.—NURSERY SCHOOL.

Age Group.	No. Examined.	All had sound dentitions.
2 years	6 Boys 2 Girls	
3 years	3 Boys 9 Girls	
4 years	3 Boys 3 Girls	

Age Group.	Number Examined.	Total No. of teeth showing slight caries.	Total No. of teeth carious but saveable.	Total No. of teeth unsaveable.
2 Years ... ..	3 Boys — Girls	6 —	— —	— —
3 Years ... ..	7 Boys 7 Girls	14 15	— 5	— 1 tooth already extracted
4 Years ... ..	5 Boys 8 Girls	12 17	8 6	2 2 and 3 teeth already extracted

Age Group.	No. of children examined.	No. of children with slight caries.	Percentage with slight caries.	No. of children with unsaveable teeth.	Percentage with unsaveable teeth.
2 Years ...	11	3	27%	—	—
3 Years ...	26	14	54%	—	—
4 Years ...	19	13	68%	3	15%



Total No. of Children examined.	Percentage with sound dentition.	Percentage with saveable teeth.	Percentage with unsaveable teeth.
56	46.4%	48.2%	5.4%

### Medical Aspect of the Work at the Nursery School.

The work is much more difficult to assess and systematise than in an ordinary elementary school. Children attend for short periods, leave, then return and so on, but in spite of these difficulties, which are gradually being overcome, definite progress has been made.

Facilities are provided for bathing the children at the school, but this is not a routine procedure. Parents are expected to maintain their children in a clean condition and apparently this procedure is succeeding well, as few children have had to be bathed in school. All wear washable overalls in school.

In assessing the quality of results the floating nature of the school population must be taken into account.

Special attention was paid to slight forms of rickets. Many children were referred for X-ray examination of the wrists with a view to ascertaining activity or otherwise. If active then they were given standardised cod liver oil and referred for ultra-violet ray therapy. Mild deformities were dealt with at the Orthopædic Clinic. Cod liver oil, or cod liver oil and malt, were not given as a routine measure. Each child was considered on its merits and, if necessitous, the cod liver oil supplied; if not, the nurse followed up at the home if such treatment were advised by the doctor.

All the cases were reviewed at the end of the year. The results were often not such as can be tabulated, but the following are a few ways in which one considered marked progress had been made:—

- (1) Lack of all fear and timidity on being seen by doctor. The attitude towards nurse and doctor had completely changed from the first examination.
- (2) Increased self-confidence.
- (3) Increased self-control.

- (4) Greater brightness, cheerfulness and spontaneity.
- (5) Improved habits of breathing.
- (6) Control of implements used in eating.

The Head Teacher reported definite progress, especially in behaviour in almost every case. The following are examples of her remarks:—more stable, steadier ; brisker response ; freer ; self control much improved ; behaviour improved ; revels in school ; stammer improved ; home care much better. In only one case, a girl, was the report “very unresponsive.”

The Head Mistress holds parents' meetings and encourages parents to discuss their difficulties. One feels a start has been made and that much benefit will accrue not only to the children actually in attendance, but in the wider sphere of education of parents.

### Nursery School.

Total number of children who had a routine medical inspection—105.

Number in attendance in December, 1932—78.

Age.	Numbers Inspected.		
	Boys.	Girls.	Total.
2 years	22	13	35
3 „	24	24	48
4 „	9	13	22

### Defects Found.

Uncleanliness	...	...	...	...	...	...	7
Skin Defects	...	...	...	...	...	...	14
Eye Defects	...	...	...	...	...	...	5
Ear Defects	...	...	...	...	...	...	2
Nose and Throat Defects	...	...	...	...	...	...	43
Enlarged Cervical Glands	...	...	...	...	...	...	12
Speech Defects	...	...	...	...	...	...	2
Heart Defects	...	...	...	...	...	...	10
Bronchial Catarrh	...	...	...	...	...	...	12
Rickets	...	...	...	...	...	...	38
Other Deformities	...	...	...	...	...	...	5
Other Defects and Diseases, excluding Dental Defects	...	...	...	...	...	...	17



Of the 167 defects, 27 had been remedied before the end of the year.

**Health Propaganda in Schools.**—The travelling Exhibition of the Dental Board of the United Kingdom was again utilised to educate children in oral hygiene. The demonstrator visited the elementary schools with the exhibits and addressed the children.

During Health Week in March the children over eight years of age in all the schools were shown health films in local cinemas and given short addresses by the official lecturer.

**Charges for Treatment.**—The Board of Education require the Local Authority to make a charge for medical treatment where the income of the parents will allow of such charge. The following charges were decided upon:—

- (a) For each attendance at the Clinic for treatment of minor ailments, 1d.
- (b) For each attendance for dental treatment, 6d.

During the year the amount collected was £18 14s. 1d.; £18 8s. 6d. for dental treatment and £0 5s. 7d. for minor ailments. The total amount collected in 1931 was £21 18s. 10d.

Scales of Necessity are applied in the recovery of the cost of medical treatment.

### COST OF SCHOOL MEDICAL SERVICE For the Year ended 31st March, 1932.

EXPENDITURE.							£	s.	d.
Salaries ... ..	...	...	...	...	...	...	3018	0	0
Payment to Hospitals, etc. ... ..	...	...	...	...	...	...	11	5	0
Printing, Stationery, etc. ... ..	...	...	...	...	...	...	171	19	9
Drugs, Materials, and Apparatus ... ..	...	...	...	...	...	...	395	15	8
Upkeep of Premises ... ..	...	...	...	...	...	...	139	19	9
Rent, Rates, etc. ... ..	...	...	...	...	...	...	205	0	0
Fuel, Light and Cleaning ... ..	...	...	...	...	...	...	157	6	4
Conveyance of Children ... ..	...	...	...	...	...	...	83	2	6
Travelling Expenses, Taxi Hire, &c....	...	...	...	...	...	...	40	11	3
To Lancashire County Council for Treatment of Children at the Biddulph Orthopædic Hospital ... ..	...	...	...	...	...	...	446	11	8
							4669	11	11
RECEIPTS.									
From Parents towards Cost of Treatment at Biddulph Hospital	...	...	...	...	...	...	27	15	1
From Parents for Treatment at School Clinic, etc. ... ..	...	...	...	...	...	...	25	10	1
Sale of Nit Combs ... ..	...	...	...	...	...	...	2	2	6
From Rent of Room at School Clinic ... ..	...	...	...	...	...	...	30	0	0
							85	7	8
Net Expenditure ... ..							4584	4	3

The rateable value of the Borough in 1931-32 was £563,078 (the product of a rate of 1d. in the £ being £2,116). The net cost of medical inspection and treatment in both elementary and secondary schools for the twelve months ended March 31st, 1932, was £4,584 4s. 3d., compared with £5,008 14s. 4d. in the year 1931. The Government grant was half the net expenditure, hence the net cost to the rates was £2,292 2s. 2d.

The cost of the School Medical Service for 1932 per child on the school rolls was 7/0·61 gross and 3/5·33 net, and the cost as a decimal part of a penny rate was 2·21 gross and 1·08 net.



## BOARD OF EDUCATION.

## MEDICAL INSPECTION RETURNS, YEAR ENDED 31st DECEMBER, 1932.

## Elementary Schools.

Table I.—Return of Medical Inspections.

## (a) ROUTINE MEDICAL INSPECTIONS.

Number of Code Group Inspections:—

Entrants	...	...	...	...	...	1,297
Intermediates	...	...	...	...	...	1,261
Leavers	...	...	...	...	...	1,375
Total						3,933

Number of other Routine Inspections	...	87
-------------------------------------	-----	----

## (b) OTHER INSPECTIONS.

Number of Special Inspections	...	...	3,102
Number of Re-Inspections	...	...	7,320
Total			10,422

Table II. (A)—Return of Defects found by Medical Inspection in 1932.

DEFECT OR DISEASE	ROUTINE INSPECTIONS		SPECIAL INSPECTIONS	
	No. of Defects		No. of Defects	
	Requiring Treatment	Requiring to be kept under observation, but not requiring Treatment	Requiring Treatment	Requiring to be kept under observation, but not requiring Treatment
Malnutrition ... ..	17	7	5	—
Uncleanliness: Head ... ..	299	—	112	—
Body ... ..	93	1	23	—
Skin—Ringworm: Scalp ... ..	2	—	31	—
Body ... ..	8	—	55	—
Scabies ... ..	6	—	29	—
Impetigo ... ..	29	—	223	—
Other Diseases (Non-Tuberculous) ...	152	11	134	—
Eye: Blepharitis ... ..	22	1	53	—
Conjunctivitis ... ..	11	1	50	—
Keratitis ... ..	1	—	4	—
Corneal Opacities ... ..	2	4	6	—
Defective Vision (excluding Squint) ...	299	242	289	21
Squint ... ..	62	21	39	2
Other Conditions ... ..	36	13	55	1
Ear: Defective Hearing ... ..	21	34	9	—
Otitis Media ... ..	1	—	3	—
Other Ear Diseases ... ..	46	26	152	—
Nose and Throat: Enlarged Tonsils only ...	80	554	112	71
Adenoids only ... ..	34	22	12	—
Enl. Tonsils and Adenoids ...	39	14	20	1
Other Conditions ... ..	68	93	84	—
Enlarged Cervical Glands (Non-Tuberculous) ...	24	420	153	8
Defective Speech ... ..	12	35	7	—
Teeth—Dental Diseases ... ..	2451	—	141	—
Heart and Circulation:				
Heart Disease: Organic ... ..	27	12	10	—
Functional ... ..	2	118	28	—
Anaemia ... ..	36	26	96	1
Lungs: Bronchitis ... ..	7	3	40	—
Other Non-Tuberculous Diseases ... ..	83	116	63	—
Tuberculosis:				
Pulmonary: Definite ... ..	—	—	—	—
Suspected ... ..	1	—	—	—
Non-Pulmonary: Glands ... ..	3	—	1	—
Spine ... ..	2	—	—	—
Hip ... ..	2	—	—	—
Other Bones and Joints ...	1	—	—	—
Skin ... ..	—	—	—	—
Other Forms ... ..	—	—	1	—
Nervous System: Epilepsy ... ..	3	5	1	—
Chorea ... ..	—	—	7	—
Other Conditions ... ..	6	45	13	—
Deformities: Rickets ... ..	32	202	6	—
Spinal Curvature ... ..	18	5	—	—
Other Forms ... ..	121	119	27	4
Other Defects and Diseases ... ..	302	210	1336	3
Totals ... ..	4461	2360	3431	112



(B)—Number of Individual Children found at Routine Medical Inspection to Require Treatment (excluding Uncleanliness and Dental Diseases).

GROUP	NUMBER OF CHILDREN		Percentage of Children found to require Treatment
	Inspected	Found to require Treatment	
CODE GROUPS:			
Entrants ... ..	1297	451	34·8
Intermediates ... ..	1261	385	30·5
Leavers ... ..	1375	416	30·3
Total (Code Groups) ... ..	3933	1252	31·8
Other Routine Inspections ... ..	87	28	32·2

Table III.—Return of all Exceptional Children in the Area.

	Boys	Girls	Total
Children with Multiple Defect ... ..	5	5	10
BLIND (including partially blind).			
(i) Suitable for training in a school for the totally blind—			
At Certified Schools for the Blind ... ..	—	2	2
At Public Elementary Schools ... ..	—	—	—
At other Institutions ... ..	—	—	—
At no School or Institution ... ..	—	—	—
(ii) Suitable for training in a school for the partially blind—			
At Certified Schools for the Blind or Partially Blind ...	7	9	16
At Public Elementary Schools ... ..	—	—	—
At other Institutions ... ..	—	—	—
At no School or Institution ... ..	—	—	—
DEAF (including deaf and dumb and partially deaf)—			
(i) Suitable for training in a school for the totally deaf or deaf and dumb—			
At Certified Schools for the Deaf ... ..	4	1	5
At Public Elementary Schools ... ..	—	—	—
At other Institutions ... ..	—	—	—
At no School or Institution ... ..	—	—	—
(ii) Suitable for training in a school for the partially deaf—			
At Certified Schools for the Deaf or Partially Deaf ...	—	—	—
At Public Elementary Schools ... ..	—	—	—
At other Institutions ... ..	—	—	—
At no School or Institution ... ..	—	—	—
MENTALLY DEFECTIVE.			
Feeble-minded—			
At Certified Schools for Mentally Defective Children ...	41	23	64
At Public Elementary Schools ... ..	—	—	—
At other Institutions ... ..	4	2	6
At no School or Institution ... ..	3	1	4
Notified to the Local Mental Deficiency Authority during the year ...	—	1	1
	(feeble minded).		
EPILEPTICS.			
Suffering from severe epilepsy—			
At Certified Schools for Epileptics ... ..	1	—	1
At Certified Residential Open Air Schools ... ..	—	—	—
At Certified Day Open Air Schools ... ..	—	—	—
At Public Elementary Schools ... ..	2	1	3
At other Institutions ... ..	1	—	1
At no School or Institution ... ..	1	1	2
Suffering from epilepsy which is not severe—			
At Public Elementary Schools ... ..	9	5	14
At no School or Institution ... ..	—	—	—



Table III.—Return of all Exceptional Children in the Area.—continued.

	Boys	Girls	Total
<b>PHYSICALLY DEFECTIVE.</b>			
Active pulmonary tuberculosis (including pleura and intrathoracic glands)—			
At Sanatoria or Sanatorium Schools approved by the Ministry of Health or the Board ... ..	—	—	—
At Certified Residential Open Air Schools ... ..	—	—	—
At Certified Day Open Air Schools ... ..	—	—	—
At Public Elementary Schools ... ..	—	—	—
At other Institutions ... ..	—	—	—
At no School or Institution ... ..	—	—	—
Quiescent or arrested pulmonary tuberculosis (including pleura and intrathoracic glands)—			
At Sanatoria or Sanatorium Schools approved by the Ministry of Health or the Board—	—	—	—
At Certified Residential Open Air Schools ... ..	—	—	—
At Certified Day Open Air Schools ... ..	—	—	—
At Public Elementary Schools ... ..	—	3	3
At other Institutions ... ..	—	1	1
At no School or Institution ... ..	—	—	—
Tuberculosis of the peripheral glands—			
At Sanatoria or Sanatorium Schools approved by the Ministry of Health or the Board ... ..	—	—	—
At Certified Residential Open Air Schools ... ..	—	—	—
At Certified Day Open Air Schools ... ..	1	—	1
At Public Elementary Schools ... ..	11	9	20
At other Institutions ... ..	1	4	5
At no School or Institution ... ..	—	—	—
Abdominal tuberculosis—			
At Sanatoria or Sanatorium Schools approved by the Ministry of Health or the Board ... ..	—	—	—
At Certified Residential Open Air Schools ... ..	—	—	—
At Certified Day Open Air Schools ... ..	1	—	1
At Public Elementary Schools ... ..	5	2	7
At other Institutions ... ..	1	—	1
At no School or Institution ... ..	—	—	—
Tuberculosis of bones and joints (not including deformities due to old tuberculosis)—			
At Sanatoria or Hospital Schools approved by the Ministry of Health or the Board ... ..	3	1	4
At Public Elementary Schools ... ..	10	6	16
At other Institutions ... ..	—	—	—
At no School or Institution ... ..	1	1	2
Tuberculosis of other organs (skin, etc.)—			
At Sanatoria or Hospital Schools approved by the Ministry of Health or the Board ... ..	—	—	—
At Public Elementary Schools ... ..	6	1	7
At other Institutions ... ..	—	—	—
At no School or Institution ... ..	—	1	1

Table III.—Return of all Exceptional Children in the Area.—continued.

	Boys	Girls	Total
Delicate Children, i.e., all children (except those included in other groups) whose general health renders it desirable that they should be specially selected for admission to an Open Air School—			
At Certified Residential Cripple Schools ... ..	—	—	—
At Certified Day Cripple Schools ... ..	—	—	—
At Certified Residential Open Air Schools ... ..	—	1	1
At Certified Day Open Air Schools ... ..	61	59	120
At Public Elementary Schools ... ..	147	175	322
At other Institutions ... ..	—	—	—
At no School or Institution ... ..	—	1	1
Crippled Children (other than those with active tuberculous disease) who are suffering from a degree of crippling sufficiently severe to interfere materially with a child's normal mode of life—			
At Certified Hospital Schools ... ..	1	5	6
At Certified Residential Cripple Schools ... ..	—	1	1
At Certified Day Cripple Schools ... ..	—	—	—
At Certified Residential Open Air Schools ... ..	—	—	—
At Certified Day Open Air Schools ... ..	—	—	—
At Public Elementary Schools ... ..	17	17	34*
At other Institutions ... ..	—	—	—
At no School or Institution ... ..	—	—	—
Children with heart disease, i.e., children whose defect is so severe as to necessitate the provision of educational facilities other than those of the public elementary school—			
At Certified Hospital Schools ... ..	—	—	—
At Certified Residential Cripple Schools ... ..	—	—	—
At Certified Day Cripple Schools ... ..	—	—	—
At Certified Residential Open Air Schools ... ..	—	—	—
At Certified Day Open Air Schools ... ..	—	2	2
At Public Elementary Schools ... ..	27	24	51
At other Institutions ... ..	—	—	—
At no School or Institution ... ..	—	—	—

\* Should be receiving Special School Education—Boys 12, Girls 12 — 24.



### Exceptional Children in the Area Suffering from Multiple Defects.

#### Attending certified school for Mentally Defective Children.

	Boys	Girls	Total
Feeble-minded and severe Epilepsy ... ..	—	1	1
Feeble-minded with Epilepsy (not severe) ... ..	1	1	2
Feeble-minded with Crippling ... ..	2	2	4

#### Attending certified school for the Deaf.

Totally Deaf and Dumb with Crippling ... ..	—	1	1
Totally Deaf and Dumb with Mental Deficiency ... ..	1	—	1

#### At no school or institution.

Feeble-minded with Crippling ... ..	1	—	1
-------------------------------------	---	---	---

TOTAL ... .. 5      5      10

TABLE IV.—Return of Defects treated during the Year ended  
31st December, 1932.

#### ELEMENTARY SCHOOLS.—TREATMENT TABLE.

#### GROUP I.—MINOR AILMENTS (EXCLUDING UNCLEANLINESS, FOR WHICH SEE GROUP V.)

Disease or Defect.	Number of Defects treated, or under treatment during the year.		
	Under the Authority's Scheme.	Otherwise.	Total.
<b>Skin :</b>			
Ringworm—Scalp ... ..	41	8	49
Body ... ..	54	6	60
Scabies ... ..	31	3	34
Impetigo ... ..	249	31	280
Other Skin Diseases ... ..	108	202	310
Minor Eye Defects (external and other, but excluding cases falling in Group II.) ...	166	99	265
Minor Ear Defects ... ..	187	72	259
Miscellaneous (e.g., Minor injuries, bruises, sores, chilblains, etc.) ... ..	1091	298	1389
Total ... ..	1927	719	2646

TABLE IV.—contd.

GROUP II.—DEFECTIVE VISION AND SQUINT (EXCLUDING MINOR EYE DEFECTS  
TREATED AS MINOR AILMENTS—GROUP I.)

Defect or Disease.	Number of Defects dealt with.			
	Under the Authority's Scheme.	Submitted to refraction by private practitioner or at hospital apart from the Authority's Scheme.	Otherwise	Total.
Errors of refraction (including Squint) ..	684	17	25	726
Other Defect or Disease of the eyes (excluding those recorded in Group I.)...	—	—	—	—
Total ... ..	684	17	25	726

Total number of children for whom spectacles were prescribed—

(a) Under the Authority's Scheme	...	...	...	543
(b) Otherwise	...	...	...	42

Total number of children who obtained or received spectacles—

(a) Under the Authority's Scheme	...	...	...	618
(b) Otherwise	...	...	...	140

In addition 564 children attended the Ophthalmic Clinic re the suitability of the glasses they obtained previously. 264 of these were given re-prescriptions.

GROUP III.—TREATMENT OF DEFECTS OF NOSE AND THROAT.

NUMBER OF DEFECTS.

Received Operative Treatment.									Received other forms of treatment.				Total number treated.
Under the Authority's Scheme in Clinic or Hospital.			By Private Practitioner or Hospital, apart from the Authority's Scheme.			Total.							
Tonsils.	Adenoids.	Tonsils and Adenoids.	Tonsils.	Adenoids.	Tonsils and Adenoids.	Tonsils.	Adenoids.	Tonsils. and Adenoids.	Tonsils only.	Adenoids only.	Tonsils and Adenoids.	Other Defects of Nose and Throat.	
5	1	32	64	18	98	69	19	130	98	12	4	70	402
									184				



## GROUP IV.—DENTAL DEFECTS.

(1) Number of children who were—

(a) Inspected by the Dentist:

Routine Age Groups	{	Aged 5	...	—	}	Total ...	8,206
		" 6	...	888			
		" 7	...	915			
		" 8	...	1,031			
		" 9	...	1,150			
		" 10	...	1,475			
		" 11	...	1,641			
		" 12	...	657			
		" 13	...	403			
		" 14	...	43			
		" 15	...	3			
Specials	...	...	...	...	...	...	1,922
Grand Total						...	10,128

(b) Found to require treatment ... 7,913

(c) Actually treated ... 5,228

(2) Half-days devoted to	...	{	Inspection	81	}	Total ...	490
			Treatment	409			
(3) Attendances made by children for treatment	...	...	...	...	...	...	6,665
(4) Fillings	...	{	Permanent Teeth	2,499	}	Total ...	2,524
			Temporary Teeth	25			
(5) Extractions	...	{	Permanent Teeth	704	}	Total ...	5,337
			Temporary Teeth	4,633			
(6) Administration of General Anæsthetics for Extractions	...	...	...	...	...	...	13
(7) Other Operations	...	{	Permanent Teeth	680	}	Total ...	800
			Temporary Teeth	120			

## GROUP V.—UNCLEANLINESS AND VERMINOUS CONDITIONS.

(1) Average number of visits per School made during the year by the School Nurses.	{		8 Visits paid to 4 Special Schools.	{	58 Visits paid to 29 Elementary Schools.
(2) Total number of examinations of children in the Schools by the School Nurses			23,847		
(3) Number of individual children found unclean	...	...	...	...	69
(4) Number of children cleansed under arrangements made by the Local Education Authority	...	...	...	...	29
(5) Number of cases in which legal proceedings were taken —					
(a) Under the Education Act, 1921	...	...	...	...	—
(b) Under School Attendance Bye-Laws	...	...	...	...	—

**MEDICAL INSPECTION RETURNS.****Secondary Schools.**Table I.—**Return of Medical Inspections.**(a) **ROUTINE MEDICAL INSPECTIONS.**

Number of Code Group Inspections ...	...	857
		—
Total ...	...	857
		—

Number of other Routine Inspections	...	—
-------------------------------------	-----	---

(b) **OTHER INSPECTIONS.**

Number of Special Inspections	...	...	14
Number of Re-Inspections	...	...	—
			—
Total ...	...	...	14
			—



Table II. (A)—Return of Defects found by Medical Inspection in 1932.

DEFECT OR DISEASE	ROUTINE INSPECTIONS		SPECIAL INSPECTIONS	
	No. of Defects		No. of Defects	
	Requiring Treatment	Requiring to be kept under observation, but not requiring Treatment	Requiring Treatment	Requiring to be kept under observation, but not requiring Treatment
Malnutrition ... ..	—	—	—	—
Uncleanliness: Head ... ..	2	—	—	—
Body ... ..	1	—	—	—
Skin—Ringworm: Scalp ... ..	—	—	—	—
Body ... ..	—	—	—	—
Scabies ... ..	—	—	—	—
Impetigo ... ..	—	—	—	—
Other Diseases (Non-Tuberculous) ...	7	—	1	—
Eye: Blepharitis ... ..	2	—	—	—
Conjunctivitis ... ..	2	—	—	—
Keratitis ... ..	—	—	—	—
Corneal Opacities ... ..	—	—	—	—
Defective Vision (excluding Squint) ...	102	111	3	3
Squint ... ..	2	—	—	—
Other Conditions ... ..	—	—	—	—
Ear: Defective Hearing ... ..	1	1	—	—
Otitis Media ... ..	—	—	—	—
Other Ear Diseases ... ..	4	—	—	—
Nose and Throat: Enlarged Tonsils only ...	17	14	—	1
Adenoids only ... ..	—	—	—	—
Enl. Tonsils and Adenoids ... ..	—	—	—	—
Other Conditions ... ..	3	3	—	—
Enlarged Cervical Glands (Non-Tuberculous) ...	7	9	—	—
Defective Speech ... ..	1	1	—	—
Teeth—Dental Diseases ... ..	259	3	—	—
Heart and Circulation:				
Heart Disease: Organic ... ..	3	1	—	—
Functional ... ..	7	15	—	—
Anaemia ... ..	4	14	—	—
Lungs: Bronchitis ... ..	1	—	—	—
Other Non-Tuberculous Diseases ...	2	4	—	—
Tuberculosis:				
Pulmonary: Definite ... ..	—	—	—	—
Suspected ... ..	—	—	—	—
Non-Pulmonary: Glands ... ..	—	—	—	—
Spine ... ..	—	—	—	—
Hip ... ..	—	—	—	—
Other Bones and Joints ... ..	—	—	—	—
Skin ... ..	—	—	—	—
Other Forms ... ..	—	—	—	—
Nervous System: Epilepsy ... ..	—	—	—	—
Chorea ... ..	—	—	—	—
Other Conditions ... ..	—	—	—	—
Deformities: Rickets ... ..	2	1	—	—
Spinal Curvature ... ..	11	2	—	—
Other Forms ... ..	39	6	—	2
Other Defects and Diseases ... ..	33	18	2	—
Totals ... ..	512	203	6	6

(B)—Number of Individual Children found at Routine Medical Inspection to Require Treatment (excluding Uncleanliness and Dental Diseases).

GROUP	NUMBER OF CHILDREN		Percentage of Children found to require Treatment
	Inspected	Found to require Treatment	
CODE GROUPS:			
Total ... ..	857	201	23.5%

Table IV.—Return of Defects Treated during the Year ended 31st December, 1932.

**TREATMENT TABLE.**—SECONDARY SCHOOLS.

GROUP I.—MINOR AILMENTS (EXCLUDING UNCLEANLINESS, FOR WHICH SEE GROUP V.)

Disease or Defect	Number of Defects treated, or under treatment during the year		
	Under the Authority's Scheme	Otherwise	Total
SKIN:			
Ringworm—Scalp ... ..	Nil.	Nil.	Nil.
Ringworm—Body ... ..			
Scabies ... ..			
Impetigo ... ..			
Other skin disease ... ..			
MINOR EYE DEFECTS ... .. (External and other, but excluding cases falling in Group II.)			
MINOR EAR DEFECTS ... ..			
MISCELLANEOUS ... .. (e.g., minor injuries, bruises, sores, chilblains, etc.)			
Total ... ..	—	—	—



GROUP II.—DEFECTIVE VISION AND SQUINT (EXCLUDING MINOR EYE DEFECTS  
TREATED AS MINOR AILMENTS—GROUP I.)

Defect or Disease	Number of Defects dealt with.			
	Under the Authority's Scheme	Submitted to refraction by private Practitioner or at hospital, apart from the Authority's Scheme	Otherwise	Total
Errors of Refraction (including Squint) (Operations for squint should be recorded separately in the body of the Report). ... ..	12	—	2	14
Other Defects or Disease of the the Eyes. (excluding those re- corded in Group I). ... ..	—	—	—	—
Total ... ..	12	—	2	14

Total number of children for whom spectacles were prescribed—

(a) Under the Authority's Scheme ... ..	8
(b) Otherwise ... ..	2

Total number of children who obtained or received spectacles—

(a) Under the Authority's Scheme ... ..	4
(b) Otherwise ... ..	9

In addition 14 pupils attended the Ophthalmic Clinic re the suitability  
of glasses obtained previously. 8 of these were given re-prescriptions.

Table IV.—continued.

## GROUP III.—TREATMENT OF DEFECTS OF NOSE AND THROAT.

NUMBER OF DEFECTS.				
Received Operative Treatment			Received other forms of Treatment	Total number treated
Under the Authority's Scheme, in Clinic or Hospital	By Private Practitioner or Hospital, apart from the Authority's Scheme	Total		
1	—	1	—	1

## GROUP IV.—DENTAL DEFECTS.

(1) Number of Children who were—

(a) Inspected by the Dentist:

Specials	...	...	...	...	...	...	...	39
----------	-----	-----	-----	-----	-----	-----	-----	----

(b) Found to require treatment	...	...	...	...	...	...	...	39
--------------------------------	-----	-----	-----	-----	-----	-----	-----	----

(c) Actually treated	...	...	...	...	...	...	...	39
----------------------	-----	-----	-----	-----	-----	-----	-----	----

(2) Half-days devoted to	...	...	{	Inspection	—	}	Total	...	—
			Treatment	—					

(Included in Elementary Return).

(3) Attendance made by children for treatment	...	...	...	...	...	53
---	-----	-----	-----	-----	-----	----

(4) Fillings	...	...	{	Permanent teeth	36	}	Total	...	36
				Temporary teeth	—				

(5) Extractions	...	...	{	Permanent teeth	10	}	Total	...	15
				Temporary teeth	5				

(6) Administrations of general anæsthetics for extractions	...	...	...	—
--	-----	-----	-----	---

(7) Other Operations	...	...	{	Permanent teeth	8	}	Total	...	8
				Temporary teeth	—				

## GROUP V.—UNCLEANLINESS AND VERMINOUS CONDITIONS.

- |  |     |
|--|-----|
| (1) Average number of visits per school made during the year by the School Nurses        |     |
| (2) Total number of examinations of children in the Schools by School Nurses             |     |
| (3) Number of individual children found unclean  | ... |
| (4) Number of children cleansed under arrangements made by the Local Education Authority | ... |
| (5) Number of cases in which legal proceedings were taken—                               |     |
| (a) Under the Education Act, 1921  | ... |
| (b) Under School Attendance Byelaws  | ... |
- Nil.



## APPENDIX II.

Table showing the Physical Condition of Children Examined at Routine Medical Inspection during 1932.

Disease or Defect.	ELEMENTARY SCHOOLS.					Second-ary Pupils	Total
	En-trants	Inter-mediates	Leavers	Other Ages	Specials		
Number of Children Examined ...	1297	1261	1375	87	158	857	5035
Malnutrition ...	13	6	4	1	—	—	24
Uncleanliness: Head ...	96	116	83	4	—	2	301
Body ...	30	34	30	—	4	1	99
Clothing ...	3	5	3	—	3	—	14
Defective Clothing and Footgear ...	24	20	14	—	1	—	59
SKIN—							
Ringworm: Head ...	1	1	—	—	—	—	2
Body ...	2	5	1	—	—	—	8
Scabies ...	6	—	—	—	4	—	10
Impetigo ...	16	8	5	—	6	—	35
Other Skin Diseases ...	70	40	47	6	5	7	175
EYE:							
Blepharitis ...	8	8	7	—	1	2	26
Conjunctivitis ...	4	2	6	—	2	2	16
Keratitis ...	—	—	1	—	—	—	1
Corneal Opacities ...	3	1	2	—	—	—	6
Corneal Ulcers ...	—	—	1	—	1	—	2
Defective Vision ...	6	267	255	13	18	213	772
Squint ...	40	25	14	4	3	2	88
Other Conditions ...	11	15	17	5	3	—	51
EAR:							
Defective Hearing ...	19	15	21	—	2	2	59
Otitis Media ...	—	—	1	—	—	—	1
Other Conditions ...	23	17	31	1	3	4	79
NOSE AND THROAT:							
Enlarged Tonsils only ...	260	198	164	12	4	31	669
Adenoids ...	29	19	7	1	2	—	58
Enlarged Tonsils and Adenoids ...	40	10	3	—	1	—	54
Other Conditions ...	88	45	28	—	13	6	180
Enlarged Cervical Glands ...	208	150	77	9	6	16	466
Defective Speech ...	17	12	16	2	2	2	51
Defective Teeth ...	880	892	630	49	4	262	2717
HEART AND CIRCULATION:—							
Heart Disease: Organic ...	5	11	20	3	—	4	43
Functional ...	46	36	34	4	—	22	142
Anæmia ...	29	14	18	1	2	18	82
LUNGS—							
Bronchitis ...	4	3	3	—	—	1	11
Others (Non-Tub.) ...	113	55	28	3	5	6	210
TUBERCULOSIS—							
Pulmonary: Definite ...	—	—	—	—	—	—	—
Suspected ...	—	—	1	—	—	—	1
Non-Pulmonary: Glands ...	1	1	1	—	—	—	3
Spine ...	—	1	1	—	—	—	2
Hip ...	—	1	—	1	—	—	2
Bones and Joints ...	—	1	—	—	—	—	1
Skin ...	—	—	—	—	—	—	—
NERVOUS SYSTEM—							
Epilepsy Minor ...	4	3	1	—	—	—	8
Major ...	—	—	—	—	—	—	—
Other Nervous Conditions ...	22	18	9	1	2	—	52
Mentally Deficient ...	1	—	—	—	—	—	1
Chorea ...	—	—	—	—	—	—	—
DEFORMITIES—							
Rickets ...	100	64	66	4	—	3	237
Spinal Curvature ...	1	6	14	2	—	13	36
Other Forms ...	44	80	112	4	3	45	288
OTHER DEFECTS AND DISEASES ...	181	160	162	9	60	51	623
TOTALS ...	2448	2365	1938	139	160	715	7765
No. of individual children having defects... ..	1194	1148	1137	71	135	501	4186

## APPENDIX III.

Table showing Number of Children Examined at each Elementary School.

SCHOOL.	Entrants	Inter- mediates	Leavers	Other Ages	Special Cases	Totals
Abel Street .....	88	58	59	4	15	224
Back Lane .....	16	18	18	1	2	55
Burnley Wood .....	81	108	191	10	10	400
Coal Clough .....	76	92	118	6	10	302
Fulledge .....	74	21	—	—	1	96
Habergham .....	20	13	10	1	4	48
Healey Wood .....	36	36	8	—	3	83
Hargher Clough .....	68	60	6	1	15	150
Heasandford .....	73	76	74	6	12	241
Lane Head.....	26	20	19	1	3	69
Lionel Street .....	47	62	58	3	3	173
Pickup Croft .....	28	9	—	—	6	43
Red Lion Street .....	14	26	60	2	4	106
Rosegrove .....	35	60	97	2	13	207
Rose Hill .....	50	8	—	—	1	59
St. Andrew's .....	36	45	48	3	7	139
St. Augustine's .....	9	9	6	1	—	25
St. John's (Ivy St.) .....	44	43	43	2	4	136
St. Mary's .....	77	71	130	7	7	293
St. Mary Magdalene's ...	55	59	66	4	5	189
St. Peter's .....	28	43	34	2	9	116
St. Stephen's .....	31	47	65	1	2	146
St. Thomas's .....	58	27	—	3	3	91
Stoneyholme .....	75	81	78	12	3	249
Todmorden Road .....	—	47	61	6	1	115
Holy Trinity .....	87	42	52	3	11	195
Sandygate .....	—	26	42	3	1	72
Whittlefield .....	44	32	—	—	—	76
Wood Top .....	21	22	32	3	3	81
TOTALS .....	1297	1261	1375	87	158	4178







