

[Report 1961] / Medical Officer of Health, Brighouse Borough.

Contributors

Brighouse (England). Council. nb2008024084

Publication/Creation

1961

Persistent URL

<https://wellcomecollection.org/works/ggqdn24q>

License and attribution

You have permission to make copies of this work under a Creative Commons, Attribution license.

This licence permits unrestricted use, distribution, and reproduction in any medium, provided the original author and source are credited. See the Legal Code for further information.

Image source should be attributed as specified in the full catalogue record. If no source is given the image should be attributed to Wellcome Collection.



Wellcome Collection
183 Euston Road
London NW1 2BE UK
T +44 (0)20 7611 8722
E library@wellcomecollection.org
<https://wellcomecollection.org>

Borough of



Brighouse



ANNUAL REPORT

of the


Public Health Services

of the Borough of Brighouse

1961

FRANK APPLETON, M.B., Ch.B., D.P.H., D.P.A.

Medical Officer of Health



Borough of



Brighouse

ANNUAL REPORT

of the

Public Health Services


of the Borough of Brighouse

1961

FRANK APPLETON, M.B., Ch.B., D.P.H., D.P.A.

Medical Officer of Health

City of



Report of

ANNUAL REPORT

of the

Public Health Services

of the Borough of Chicago

1901

CHICAGO, ILL., JAN. 1, 1902.

DEANER, CHIEF OF BUREAU

Borough of Brighouse

Health and Cleansing Committee

(As at 31st December, 1961.)

His Worship the Mayor:

Councillor S. WILLIAMS, J.P.

Chairman :

Councillor L. KAYE, B.Sc.

Vice-Chairman :

Councillor Mrs. M. I. WALSHAW, C.C.

| | |
|-------------------------------|-----------------------------|
| Ald. E. R. HINCHLIFFE, O.B.E. | Coun. D. R. MARSHALL |
| Coun. A. BIRKETT | „ Mrs. M. R. MITCHELL, C.C. |
| „ W. FURNESS | |
| „ Mrs. E. HIONS | „ J. K. PICKARD |
| „ L. HULME | „ Miss J. SUGDEN |
| | „ A. S. WOMERSLEY |

MATERNITY AND CHILD WELFARE SUB-COMMITTEE

His Worship The Mayor : Councillor S. WILLIAMS, J.P.

Councillor L. KAYE, B.Sc. (Chairman)

Councillor Mrs. M. I. WALSHAW, C.C. (Vice-chairman)

| | |
|-----------------------|--------------------|
| Coun. L. HULME | Miss M. BOTTOMLEY |
| „ Mrs. M. R. MITCHELL | Mrs. E. EDWARDS |
| „ Miss J. SUGDEN | „ E. R. HINCHLIFFE |
| „ A. S. WOMERSLEY | „ C. PETTY |
| The Mayoress : | „ M. PICKARD |
| Mrs. S. WILLIAMS | „ W. SYKES |

Health Department

PUBLIC HEALTH OFFICERS

Medical Officer of Health :

F. APPLETON, M.B., Ch.B., D.P.H., D.P.A. Also Divisional Medical Officer, Division 18, West Riding County Council, Health Department, Mill House, Huddersfield Rd., Brighouse. Telephone : Brighouse 796.

Deputy Medical Officer of Health and Deputy Divisional Medical Officer.

Miss M. P. MILLIGAN, M.B., B.Ch., B.A.O. (Dublin), D.P.H. (Hons.), B.Sc.

Assistant County Medical Officer for Division 18, West Riding County Council :

D. B. REYNOLDS, M.R.C.S., L.R.C.P., D.P.H.

Orthopædic Surgeon :

**J. HUNTER ANNAN, F.R.C.S.

Ophthalmic Surgeons :

**S. ROBERTSON, M.B. Ch.B., D.O.M.S.

**P. M. WOOD, M.B., Ch.B., F.R.C.S. (Edin.), D.O.M.S.

Consultant Psychiatrist :

**N. V. WILKINSON, M.B., B.S., D.P.M.

Dental Officer :

W. A. ALLEN, B.D.S., L.D.S.

Chief Public Health Inspector, Public Cleansing and Salvage Officer :

W. JENNINGS, M.A.P.H.I., M.Inst. P.C., M.R.S.H.

Meat and Food Inspector's Cert. Final, Royal Society of Health.

Testamur Institute of Public Cleansing.

Smoke Inspector's Certificate, Royal Society of Health.

Diploma, Royal Institute of Public Health and Hygiene.

Technical Assistant, Smoke Control Areas :

R. L. WOOD

Deputy Chief Public Health Inspector :

G. E. BOTTOMLEY, M.A.P.H.I., M.R.S.H., A.M. Inst. P.C.
(Commenced August, 1961)

Meat and Food Inspector's Certificate, Royal Society of Health
Testamur of the Institute of Public Cleansing.

Smoke Inspector's Certificate, Royal Society of Health.

Section II (Food Inspections) of the Sanitary Inspectors
Association's Diploma in Sanitary Science and Administration.

B. R. NAGLE, M.A.P.H.I., M.R.S.H. (Terminated June, 1961)

Meat and Food Inspector's Certificate, Royal Society of Health

Smoke Inspector's Diploma, Royal Society of Health.

Additional Public Health Inspector :

A. SUTCLIFFE, M.A.P.H.I., M.R.S.H.

Meat and Food Inspector's Diploma, Royal Society of Health.

Smoke Inspector's Diploma, Royal Society of Health.

Divisional Nursing Officer :

Miss C. J. BARKER, S.R.N., S.C.M.

Health Visitor's Certificate.

Queen's Nurse.

Health Visitors :

Miss D. BARNES, S.R.N., S.C.M., R.F.N.

Health Visitor's Certificate.

Miss C. A. GARDINER, S.R.N., S.C.M.

Health Visitor's Certificate.

Miss B. M. GREENWOOD, S.R.N., S.C.M.

Health Visitor's Certificate.

Queen's Nurse.

Miss M. LATIMER, S.R.N., S.C.M.

Health Visitor's Certificate.

Queen's Nurse.

Miss E. WALKER, S.R.N., S.C.M.

Health Visitor's Certificate.

Assistant Health Visitors :

*Mrs. M. ARMITAGE, S.R.N.

Mrs. N. FOSSARD, S.R.N., S.C.M., R.F.N.

*Mrs. J. PICKARD, S.R.N., S.C.M.

Midwives :

Miss D. DUCKWORTH, S.R.N., S.C.M.

Queen's Nurse.

Miss W. LISTER, S.R.N., S.C.M.

Miss K. M. McCORMICK, S.C.M.

Home Nurses :

Mrs. B. HOPSON, S.R.N., R.F.N.

Queen's Nurse.

Mrs. A. M. RUSHWORTH, S.R.N.

Queen's Nurse.

Mrs. F. SYKES, S.R.N., S.C.M.

Queen's Nurse.

Mrs. M. B. WALTER, S.R.N.

Queen's Nurse.

Mental Welfare Officers :

S. PARKINSON, (Senior).

*A. LEE, R.M.N., M.R.I.P.H.H., A.R. San. I. (Commenced January, 1961).

*Miss E. C. WROE, S.R.N., S.C.M., R.M.N.
Health Visitor's Certificate

Tuberculosis Health Visitor :

Mrs. M. F. DUCKENFIELD, S.R.N., S.C.M., T.A.

Speech Therapist :

*Miss P. M. HARVEY.

Staff at Wellholme Park Day Nursery :

Mrs. D. S. FREEMAN, S.R.N., S.C.M., Matron.

Mrs. B. BERRY, S.R.N., Deputy Matron.

These personnel were assisted by a staff of Certificated Nursery Nurses and Nursery Assistants.

Senior Clerk :

G. O. RICHARDSON

Clerks :

Mrs. D. CHEETHAM

*Mrs. E. FILBY (commenced March, 1961)

*Mrs. E. HIRST (commenced March, 1961)

Miss I. HOLMES

Mrs. G. HURLEY

Mrs. E. JOHNSON

Miss M. C. MILNES

Miss J. S. TAYLOR

*Mrs. F. WARING

Miss J. YOUNG (terminated March, 1961)

Cleansing and Sanitary Section :

Mr. R. I. MARSDEN

Miss B. L. MITCHELL

Mr. S. L. RATHMELL

Mr. M. R. WILLIAMS (commenced February, 1961)

Divisional Depot Superintendent, County Ambulance Service :

W. ANDERSON

* Part time

** Part time by arrangement with the Regional Hospital Board.

TO THE MAYOR, ALDERMEN AND COUNCILLORS OF THE BOROUGH OF BRIGHOUSE

Mr. Mayor, Ladies and Gentlemen,

I have the honour to present my Annual Report on the health of the Borough for 1961.

I have again included details of my work in the Brighouse Borough as Divisional Medical Officer of the West Riding County Council to give a more complete picture of the health services of the district.

As in previous years a most important section of the report has been contributed by your Chief Public Health Inspector, Mr. W. Jennings.

In addition to his other important duties, particularly with clean food and housing, he has recently been vigorously concerned in ridding this town of its industrial and domestic smoke. Fortunately, the help and co-operation of the Council have been echoed in the response of many of the industrialists and of most of the public. By the end of the year, the target set for the establishment of smoke control areas had been passed by two years, a very creditable and happy record of progress.

Many people who lived for years with obsolete grates and with very inadequate domestic heating have been agreeably surprised by finding how much warmer and how much cleaner their houses are, and already in the parts of the Borough that have been dealt with, we are told the drying of the family wash is not presenting the same hazards.

It is, of course, particularly irritating to people who have installed an appliance in their home to see for themselves smoke poured out by industry but the improvement made and envisaged by industrialists is considerable. There is still much to be done, however, before we have a clean town, and I earnestly hope that we will be able to make the same progress in the years that lie ahead.

I wish it had been possible for us to make the same report on our slum clearance programme.

Although we have reached our target, we did not set the sights far enough for our satisfaction, and we still have many years of work ahead. It would have been obviously wrong for us to push ahead without sufficient new houses to rehouse the tenants displaced by slum clearance and I wish that our building programme could have been larger.

This year, only 35 houses were built by the Council, and meanwhile older houses continue to deteriorate and to decay. We have a sympathetic Housing Chairman and Committee but high interest rates have their influence on the rate of building.

If history has any pointer to make, it would seem that houses built today would cost more to build in the future and meanwhile would have brought comfort to their tenants. Obviously, financial burdens have to be carefully considered but I believe that the proper housing of the people is the biggest single factor which can be contributed today by the Council to the health of the people; I believe that the proper housing of the people not only contributes to their physical and mental health, but raises the whole standard of family life.

We hear a good deal about sub-standard tenants and their conduct in Council houses and there has become, necessarily, a strong feeling that sub-standard tenants should be put into sub-standard houses, or that their rehousing should be evaded altogether. Obviously, private landlords will only select tenants who are likely to maintain their houses well and who are unlikely to fall behind with their rent, and it is only a local authority who can rehouse the difficult families. This Council have never avoided this important social duty. We always have had a nucleus of problem families, some of whom are apparently incorrigible. Many of these families I have known over the years and it is surprising how considerable a proportion of them have improved and have responded to better housing conditions. Some of the difficult families are not problem families, but families with problems, problems of a large family and a small income. Despite family allowances, a large family is still expensive.

Recently, we have had as immigrants a number of very large families who have been used to a lower standard of living than that which we possess. Some of these families have been living in very overcrowded conditions in older houses which lack modern amenities. It is natural that the rehousing of these people who are new to the district has to wait, for although their need is greater, people who have been waiting for a new house for several years cannot readily accept others being rehoused after a few weeks or months. These families usually buy old unsuitable houses on mortgage or rental purchase and although they are statutorily overcrowded, there is little we can do without causing hardship to the whole family. Sometimes, they would be overcrowded in a three-bedroomed Council house but on the whole, they do not require and would not use four-bedroomed houses. We often find that large families do not use a fourth bedroom even when one is available, and the extra rent is unwelcome. One bedroom for the parents shared with the newest baby and one bedroom each for the male and female children, however many of these there are, is often the standard of these larger families. The older children usually marry early and often these families cannot be persuaded to use a fourth bedroom for their standards are not those of this century.

These families are often wonderfully happy ones, but it is difficult for the children to mix daily in schools and later in factories with children who expect and demand better clothes and more pocket money, and they are subjected to great temptation. They, too, wish to 'keep up with the Jones's' and their petty larcenies are easier to excuse than most juvenile delinquencies.

It is extraordinary how the average human being wishes to conform with his fellows and indeed to surpass them. It is a pity that worthwhile ambition is so often misdirected.

In this materialistic and comparatively affluent modern age, older people who are wholly dependent on National sources for their income sometimes feel left behind. It is particularly gratifying that they are now catered for so well by the many clubs which have been established, by the County Council's free chiropody scheme, administered locally by voluntary bodies, and by the Home Help Service which is supplied entirely according to need, and paid for according to ability to pay.

The more helpless of the old people have now been provided with Meals on Wheels, which service not only brings a well balanced, well cooked meal into their homes but also brings the kindly, cheerful helpers and an important contact with the outside world. For the still more lonely old people, the provision of a new County Council home on the Rastrick estate is welcome news. The Lightcliffe home has now become a known and well-appreciated place and the new home is another example of the co-operation by the County Council and the Borough Council, which has proved so successful in the Warden's Scheme at Lightcliffe.

For the ambulant old people who find a journey to the town a tiring process, the Old People's Welfare Committee will soon have established a Rest Centre where they can have a rest and a chat hard by the bus station.

The district nursing service is well used by the old people, and the Health Visitors, despite their manifold duties and paucity in number, play a most important part in the welfare of the old. It is well to think of the older people who have contributed much of the foundation for present day affluence. We must not, however, forget the young, from whom the citizens of tomorrow will come, and we are glad to know that a new central clinic is planned for the Borough by the County Council. This clinic will provide for all our personal health services, and will replace our present school clinic, our present Dental Clinic and our long outdated Child Welfare Clinic.

We also hope to have before long a new County Clinic for Southowram now that there is some possibility of this village coming under one local authority.

In this report, reference has been made to the excellent work done at our Junior Training Centre at Lightcliffe. This centre is now very overcrowded and there is an urgent need for a larger centre and an adult training centre as a follow-up. At present, any older children who cannot be employed have to be accommodated in an adult centre in a neighbouring County Borough. Plans are now in hand for the establishment of a new Training Centre near to the centre of Brighouse where adults and juniors will be accommodated.

Since the war and up to the present time we have been fortunate in this area where there has been virtually no unemployment and where labour has been greatly in demand. This has meant that, while we have always been short of home helps, many of the less able members of the Division have been able to find work, and forty-eight of the adults who have been under our supervision are in regular gainful employment. A fall in demand for labour might well result in difficulty in placing our adults so successfully and we shall be glad to have our adult training centre established, so that we are able to mitigate temporary disappointment and distress. Of course, many of these people who are mentally not well endowed are excellent workers and it will always be our aim to make them self-supporting whenever possible. The preservation and fostering of mental health in the community continues to be an increasing part of our work.

New attitudes to mental illness are slowly developing, and it is now generally accepted that outpatient and domiciliary care, and the small unit in the general hospital will gradually take the place of the large, out-dated mental hospital.

The public must realise that mental illness, as physical illness, may happen to any of us and that most people recover from both forms of illness with the proper help at the proper time.

Our mental health service has been short of staff but it is beginning to take its place as an accepted service offered to the community, and general practitioners, mental welfare officers and indeed all the staff of this department, are now playing an important part in the prevention and alleviation of mental ill health.

A great deal of our work is concerned with helping people to solve their problems and by so doing we are, I hope; contributing to the preservation of their mental health. More and more people consult us about their problems, and it is surprising how intricate so many of these problems can be.

We could not carry out this work without the great help we receive from all sides and particularly the help given us by an understanding Committee

This report is a report on the work of the whole staff of this department, who have continued to carry out their duties conscientiously and quietly and always courteously. My thanks are due to the Town Clerk and to the other Officers of this Corporation for their co-operation during the year, and I should like to thank you, Mr. Chairman, Mesdames and Gentlemen for your unfailing encouragement.

I have the honour to be, Mr. Mayor, Mesdames and Gentlemen,

Your obedient Servant,

FRANK APPLETON,

Medical Officer of Health

October, 1962.

Annual Report of the Medical Officer of Health for the Year, 1961

STATISTICS AND SOCIAL CONDITIONS OF THE AREA

| | | | | | | | |
|---|-----|-----|-----|-----|-----|-----|----------|
| Area (in acres) | ... | ... | ... | ... | ... | ... | 7,873 |
| Population : Census 1961, 30,783; 1961 (est.) | ... | ... | ... | ... | ... | ... | 30,980 |
| Average number of persons per acre | ... | ... | ... | ... | ... | ... | 3.93 |
| Number of inhabited houses | ... | ... | ... | ... | ... | ... | 11,455 |
| Average number of inhabited houses per acre | ... | ... | ... | ... | ... | ... | 1.45 |
| Average number of persons per house | ... | ... | ... | ... | ... | ... | 2.70 |
| Rateable Value | ... | ... | ... | ... | ... | ... | £312,361 |
| Product of a penny rate | ... | ... | ... | ... | ... | ... | £1,251 |

A total of thirty-one men and seventeen women were wholly unemployed at the end of 1961. In addition, 85 men and 28 women and 2 girls were temporarily suspended.

Generally speaking, 1961 was a good year. Although several firms have closed, the increase in the wholly unemployed was very slight. The people temporarily stopped were from one firm of commission dyers in the textile trade where they had a shortage of orders and were working hand to mouth. It may, however, be a seasonal lull.

I am indebted to the Manager of the Local Employment Exchange for this information.

EXTRACTS FROM VITAL STATISTICS FOR THE YEAR

| | | | | | | | |
|--------------|-----|-----|-----|-----|-----|-----|--------|
| Live Births— | | | | | M. | F. | Totals |
| Legitimate | ... | ... | ... | ... | 246 | 229 | 475 |
| Illegitimate | ... | ... | ... | ... | 16 | 11 | 27 |
| Total | ... | ... | ... | ... | 262 | 240 | 502 |

Live Birth Rate: 16.2 per 1,000 of the estimated resident population.
Adjusted Birth Rate: 17.0 per 1,000 of estimated resident population
Illegitimate live births per cent of total live births: 5.4

| | | | | | | | |
|---------------|-----|-----|-----|-----|----|----|--------|
| Still Births— | | | | | M. | F. | Totals |
| Legitimate | ... | ... | ... | ... | — | 4 | 4 |
| Illegitimate | ... | ... | ... | ... | 1 | — | 1 |
| Total | ... | ... | ... | ... | 1 | 4 | 5 |

Still Birth Rate per 1,000 total (live and still) births: 9.9

| | | | | | | | |
|------------------------------|--|--|--|--|-----|-----|--------|
| Total Live and Still Births— | | | | | M. | F. | Totals |
| | | | | | 263 | 244 | 507 |

| | | | | | | | |
|---------|--|--|--|--|-----|-----|--------|
| Deaths— | | | | | M. | F. | Totals |
| | | | | | 200 | 183 | 383 |

Crude Death Rate 12.4 per 1,000 of estimated resident population.
Adjusted Death Rate 12.4 per 1,000 of estimated resident population

| | | | | | | | |
|----------------|-----|-----|-----|-----|----|----|--------|
| Infant Deaths— | | | | | M. | F. | Totals |
| Legitimate | ... | ... | ... | ... | 6 | 6 | 12 |
| Illegitimate | ... | ... | ... | ... | — | — | — |
| Total | ... | ... | ... | ... | 6 | 6 | 12 |

Infant Mortality Rate per 1,000 live births — total : 23.9

“ “ “ — legitimate : 25.3

“ “ “ — illegitimate : —

Neo-Natal “ “ “ “ 15.9
(First four weeks)

Early Neo-Natal Mortality Rate per 1,000 live births : 15.9
(Under one week)

Peri-Natal Mortality Rate per 1,000 total live and still births : 25.6
(Still births and deaths under one week combined)

Maternal Deaths (including Abortion)

Rate per 1,000
live and still births

Nil

Nil

TABLE I
BIRTH AND MORTALITY RATES FOR 1961 FOR THE
WEST RIDING ADMINISTRATIVE COUNTY
AND ENGLAND AND WALES

| | Aggregate of U.D.'s | Aggregate of R.D.'s | Adminis- trative County | England and Wales | Brighouse |
|---|---------------------------|---------------------------|-------------------------------|-------------------------|-----------|
| Crude Birth | 16.7 | 18.5 | 17.2 | 17.4 | 16.2 |
| Adjusted Birth ... | 16.9 | 18.5 | 17.4 | — | 17.0 |
| Crude Death ... | 12.8 | 10.3 | 12.1 | 12.0 | 12.4 |
| Adjusted Death ... | 13.6 | 12.8 | 13.4 | — | 12.4 |
| Tuberculosis— | | | | | |
| Respiratory ... | 0.06 | 0.07 | 0.06 | 0.07 | 0.16 |
| Other | 0.00 | — | 0.00 | 0.01 | 0.03 |
| All Forms | 0.06 | 0.07 | 0.07 | 0.07 | 0.19 |
| Cancer | 2.09 | 1.71 | 1.98 | 2.16 | 1.97 |
| Vascular Lesions of the Nervous System | 1.97 | 1.49 | 1.84 | * | 1.78 |
| Heart and Circulatory Diseases | 4.79 | 3.79 | 4.50 | * | 5.29 |
| Respiratory Diseases | 1.75 | 1.35 | 1.64 | * | 1.58 |
| Maternal Mortality | 0.30 | 0.23 | 0.27 | 0.33 | — |
| Infant Mortality ... | 24.2 | 25.7 | 24.6 | 21.4 | 23.9 |
| Neo-natal Mortality | 16.0 | 17.5 | 16.5 | 15.5 | 15.9 |
| Stillbirth | 19.7 | 21.4 | 20.2 | 18.7 | 9.9 |

* Figures not available

The Infant and Neo-natal Mortality Rates are per 1,000 live births

The Maternal Mortality and Stillbirth Rates are per 1,000 live and stillbirths.

The remaining rates are per 1,000 estimated home population.

TABLE II
CAUSES OF DEATH OF BRIGHOUSE RESIDENTS IN 1961

| Causes of Death | 1961 | | Total |
|--|------|-----|-------|
| | M. | F. | |
| 1. Tuberculosis—respiratory | 4 | 1 | 5 |
| 2. Tuberculosis—other | — | 1 | 1 |
| 3. Syphilitic disease | — | — | — |
| 4. Diphtheria | — | — | — |
| 5. Whooping cough | — | — | — |
| 6. Meningococcal infections | — | — | — |
| 7. Acute poliomyelitis | — | — | — |
| 8. Measles | — | — | — |
| 9. Other infective and parasitic diseases ... | — | — | — |
| 10. Malignant neoplasm stomach | 7 | 3 | 10 |
| 11. Malignant neoplasm lung, bronchus ... | 10 | 2 | 12 |
| 12. Malignant neoplasm breast | — | 4 | 4 |
| 13. Malignant neoplasm uterus | — | 1 | 1 |
| 14. Other malignant and lymphatic neoplasms | 16 | 15 | 31 |
| 15. Leukæmia, aleukæmia | 3 | — | 3 |
| 16. Diabetes | — | 2 | 2 |
| 17. Vascular lesions of nervous system ... | 27 | 28 | 55 |
| 18. Coronary disease, angina | 50 | 39 | 89 |
| 19. Hypertension with heart disease ... | 4 | 5 | 9 |
| 20. Other heart disease | 14 | 32 | 46 |
| 21. Other circulatory disease | 11 | 9 | 20 |
| 22. Influenza | 3 | 8 | 11 |
| 23. Pneumonia | 8 | 6 | 14 |
| 24. Bronchitis | 15 | 8 | 23 |
| 25. Other diseases of respiratory system ... | 1 | — | 1 |
| 26. Ulcer of stomach and duodenum ... | 4 | — | 4 |
| 27. Gastritis, enteritis and diarrhœa | 1 | 1 | 2 |
| 28. Nephritis and nephrosis | 2 | — | 2 |
| 29. Hyperplasia of prostate | 2 | — | 2 |
| 30. Pregnancy, childbirth, abortion | — | — | — |
| 31. Congenital malformations | 3 | 2 | 5 |
| 32. Other defined and ill-defined diseases ... | 10 | 14 | 24 |
| 33. Motor vehicle accidents | 2 | 1 | 3 |
| 34. All other accidents | 3 | — | 3 |
| 35. Suicide | — | 1 | 1 |
| 36. Homicide and operations of war | — | — | — |
| Totals ... | 200 | 183 | 383 |

VITAL STATISTICS

The estimate of the population of Brighouse is the mid-year estimate of the Registrar-General. His estimate is 30,980, as compared with 30,570 in 1960. He considers, therefore, that our population has increased by 410. There were 502 live births and 383 deaths, so that there was a natural increase of population of 119.

Birth Rate

The birth rate for the year is 16.2 per 1,000 of the population, which compares with the birth rate of 14.9 for 1960. To compare the birth rate with any degree of accuracy with that of the country as a whole, it is necessary to adjust the crude birth rate by multiplying it by the area comparability factor. Every district varies as to the distribution of population among the sexes, and in age ranges. The area comparability factor is an attempt to standardise our sex and age range with that of the country as a whole. Our area comparability factor is 1.05, which means that with our present sex and age range the crude birth rate has to be adjusted upwards to bring it into line with the country as a whole, and our corrected birth rate is 17.0. This is 0.4 below the rate for England and Wales and 0.4 below the rate for the West Riding Administrative County.

There were 27 illegitimate births, representing 5.4 per cent of the total live births, and an illegitimate birth rate of 0.9 per 1,000 of the estimated population.

During the year, there were five stillbirths, one of which was illegitimate. This gives a stillbirth rate of 9.9 per 1,000 (live and still) births, as compared with 20.2 for the West Riding of Yorkshire, 18.7 for England and Wales, and 15.2 for this town last year.

Death Rate

The death rate for the Borough is 12.4 per 1,000 of the population. This figure is also our adjusted death rate for the comparability factor in respect of deaths this year is 1.0. Our death rate compares with the rate of 12.0 for England and Wales, and 13.4 for the Administrative County.

The chief causes of death this year were—in order of frequency:

1. Diseases of the Heart and Circulation—164
(compared with 178 in 1960).
2. Cancer—58 (compared with 63 in 1960).
3. Vascular Lesions of the Nervous System—55
(compared with 58 in 1960).
4. Pneumonia, Bronchitis, Influenza and other respiratory diseases—49
(compared with 26 in 1960).

Infant Deaths

Twelve children, (six males and six females), under one year of age died during the year. There were four more infant deaths than last year, when eight children died, but of course there were 47 more live births this year.

There were no deaths among illegitimate children in this area so that the infantile death rate among these children is nil. The number of illegitimate children born is so low (27) that, as mentioned last year, this figure is of little statistical significance.

The death rate of infants under one year of age per 1,000 live births is 23.9. This rate is below that for the West Riding Administrative County, which is 24.6. The rate for the country as a whole is 21.4.

Particulars of the deaths of children under one year of age are appended below, and last year's figures are given in brackets:—

6 (2) under twenty-four hours (3 male, 3 female).

2 (4) between one day and seven days (1 male, 1 female).

— (1) between one week and one month.

2 (—) between one month and three months (males).

1 (1) between three months and nine months (female).

1 (—) between nine months and twelve months (female).

Eight of our twelve deaths occurred within the first month of life, and our neo-natal death rate is 15.9 as compared with 16.5 for the Administrative County and 15.5 for the country as a whole.

Particulars of the cases and age of death are given in Table 3, but some of this information requires elaboration.

Two cases of Foetal Asphyxia occurred in premature infants who were very much under weight at birth. Both died within six hours. The remaining case of Foetal Asphyxia was one where there was respiratory centre damage, the birth having been complicated by accidental haemorrhage. The other two babies who died as a result of prematurity also lived under six hours. A child dying from congenital malformation only lived five hours, so that half the infant deaths (six) occurred within a few hours of birth.

Two others, a child having congenital disease of the heart and a child who was born prematurely, died within the first week. Two other deaths occurred within the first three months, one due to an accident to a child with very careful parents and the other due to congenital heart disease. The two cases that occurred in older children were due to a fulminating gastro-enteritis for which no cause was found and Tuberculous Meningitis in a child who had previously had Chickenpox and whose family had apparently no infection with Tuberculosis.

TABLE 3
CAUSES OF INFANTILE MORTALITY IN
BRIGHOUSE BOROUGH, 1961

| Cause of Death | 1 day and under | | | | | | | | | Total |
|---------------------------------|-----------------|----------|-----------|------------|------------|------------|------------|------------|-------------|-------|
| | 1 day and under | 2-7 days | 7-14 days | 14-21 days | 21-28 days | 1-3 months | 3-6 months | 6-9 months | 9-12 months | |
| Foetal Asphyxia | 3 | — | — | — | — | — | — | — | — | 3 |
| Prematurity | 2 | — | — | — | — | — | — | — | — | 2 |
| Congenital Malformations | 1 | 1 | — | — | — | 1 | — | — | — | 3 |
| Subarachnoid Haemorrhage | — | — | — | — | — | 1 | — | — | — | 1 |
| Cerebral Haemorrhage | — | 1 | — | — | — | — | — | — | — | 1 |
| Gastro-Enteritis | — | — | — | — | — | — | — | 1 | — | 1 |
| Tuberculous Meningitis | — | — | — | — | — | — | — | — | 1 | 1 |
| Totals | 6 | 2 | — | — | — | 2 | — | 1 | 1 | 12 |

Premature Births

There were forty-four children born prematurely during the year. Twelve of these were born at home, all of whom survived one month. Twenty-seven of the thirty-two children born in hospital survived one month.

It is gratifying to note that of the twelve infants born prematurely at home all survived one month.

A table is appended giving details of the premature births.

TABLE 4
TABLE SHOWING BIRTH WEIGHTS OF
PREMATURE INFANTS

Domiciliary Confinements

| Birth Weight lbs. ozs. | No. of Infants | No. of Infants survived | | |
|--------------------------------|-------------------|-------------------------|----------|---------|
| | | 24 hours | 1-7 days | 1 month |
| 5 8 | 3 | 3 | 3 | 3 |
| 5 6 | 1 | 1 | 1 | 1 |
| 5 5 | 1 | 1 | 1 | 1 |
| 5 4 | 2 | 2 | 2 | 2 |
| 5 3 | 1 | 1 | 1 | 1 |
| 5 0 | 1 | 1 | 1 | 1 |
| 4 8 | 1 | 1 | 1 | 1 |
| 4 4 | 1 | 1 | 1 | 1 |
| 4 0 | 1 | 1 | 1 | 1 |
| Totals... | | 12 | 12 | 12 |

Institutional Confinements

| Birth Weight lbs. ozs. | No. of Infants | No. of Infants survived | | |
|--------------------------------|-------------------|-------------------------|----------|---------|
| | | 24 hours | 1-7 days | 1 month |
| 5 8 | 1 | 1 | 1 | 1 |
| 5 7 | 4 | 4 | 4 | 4 |
| 5 6 | 1 | 1 | 1 | 1 |
| 5 5 | 1 | 1 | 1 | 1 |
| 5 4 | 3 | 3 | 3 | 3 |
| 5 1 | 1 | 1 | 1 | 1 |
| 5 0 | 2 | 2 | 2 | 2 |
| 4 15 | 2 | 2 | 2 | 2 |
| 4 14 | 2 | 1 | 1 | 1 |
| 4 13 | 1 | 1 | 1 | 1 |
| 4 9 | 1 | 1 | 1 | 1 |
| 4 6 | 1 | 1 | — | — |
| 4 4 | 1 | 1 | 1 | 1 |
| 4 3 | 1 | 1 | 1 | 1 |
| 4 1 | 1 | 1 | 1 | 1 |
| 4 0 | 4 | 4 | 4 | 4 |
| 3 14 | 1 | — | — | — |
| 3 10 | 1 | 1 | 1 | 1 |
| 2 10 | 1 | — | — | — |
| 2 9 | 1 | 1 | 1 | 1 |
| 2 0 | 1 | — | — | — |
| Totals... | | 28 | 27 | 27 |

GENERAL PROVISION OF HEALTH SERVICES FOR THE AREA

Laboratory Facilities

The Public Health Laboratory, Wakefield, continues to receive clinical material and water samples for bacteriological examination, while chemical analysis is carried out by Messrs. Lea and Mallinder, the Borough Analysts.

Divisional Ambulance Service

I append hereto particulars of the cases transported during the year. The figures are given monthly, and the total for last year is appended in brackets after the total in each line. This table applies to the whole Division. It has not been possible to split the Divisional figures to give the figures for Brighouse alone.

It will be seen that this year again more out-patients were transported by ambulance. As the number of old people in the population increases, this, I suppose is inevitable but I think there is a tendency for people well able to use public transport to utilise the ambulance service. There was an increase in admissions but the number of people needing an ambulance for discharge was reduced. The number of accidents transported by ambulance again increased and spotlights once more the necessity for great care at home, in the factory and on the roads.

TABLE 5
BRIGHOUSE AMBULANCE STATION
Statistical Return for the period January to December, 1961

| | | Jan. | Feb. | Mar. | Apr. | May | June | July | Aug. | Sept. | Oct. | Nov. | Dec. | Total |
|---------------------------|-------------------|------|------|------|------|------|------|------|------|-------|------|------|------|-------------------|
| PATIENTS | | | | | | | | | | | | | | |
| (a) | Out-Patients | ... | ... | ... | ... | ... | ... | ... | ... | ... | ... | ... | ... | 13,843 (13,158) |
| (b) | Admissions | ... | ... | ... | ... | ... | ... | ... | ... | ... | ... | ... | ... | 1,988 (1,856) |
| (c) | Discharges | ... | ... | ... | ... | ... | ... | ... | ... | ... | ... | ... | ... | 659 (696) |
| (d) | Transfers | ... | ... | ... | ... | ... | ... | ... | ... | ... | ... | ... | ... | 181 (188) |
| (e) | Accident Patients | ... | ... | ... | ... | ... | ... | ... | ... | ... | ... | ... | ... | 620 (555) |
| Total ... | | 1420 | 1334 | 1509 | 1321 | 1508 | 1536 | 1391 | 1432 | 1435 | 1554 | 1557 | 1294 | 17,291 (16,453) |
| Stretcher | | ... | ... | ... | ... | ... | ... | ... | ... | ... | ... | ... | ... | 2,688 (2,450) |
| Sitting Cases | | ... | ... | ... | ... | ... | ... | ... | ... | ... | ... | ... | ... | 14,603 (14,003) |
| Emergency Patients | | ... | ... | ... | ... | ... | ... | ... | ... | ... | ... | ... | ... | 1,033 (870) |
| Miles | | ... | ... | ... | ... | ... | ... | ... | ... | ... | ... | ... | ... | 119,385 (115,954) |

Nursing in the Home

Altogether, 556 new cases were visited, and 11,885 visits made by the Home Nurses.

This gives an indication of the value placed upon these Nurses and the use made of them by the General Practitioners. Between the Nurses and Doctors an excellent collaboration continues.

Home Helps.

The hours worked this year are equivalent, approximately, to seventeen Home Helps working a forty-two hour week with two weeks annual holiday. These would be much greater if we only had sufficient Home Helps to meet the demand. As it is, every case is carefully scrutinized and the number of hours kept down to a minimum. The value of the Home Help Service is incalculable, not only economically in the saving to the County Council in the provision of places in old people's homes, but also to the Hospital Service. I only wish there were sufficient women coming forward to supply every need.

At the beginning of the year, 181 domestic cases and two maternity cases were being attended, 164 of the domestic cases being old people. During 1961, there were 92 new domestic cases as compared with 97 new domestic cases last year, 77 of these being old people. Thirty-five new maternity cases were attended as compared with 68 last year. Four of these had to continue the service until the post-natal period, one of whom also required help ante-natally. Two other cases were supplied with a Home Help during the ante-natal period, and one patient had help during the post-natal period only.

At the end of the year, two maternity cases and 202 domestic cases were being attended. One hundred and eighty-eight of these were old people. At the end of December, 1961, we had 50 Home Helps working part-time in Brighouse, and the total number of hours worked in Brighouse during 1961 was 36,596. This figure compares with a figure of 35,860 for 1960.

Our Divisional establishment of 37 Home Helps working a 44-hour week was cut to 35 Home Helps working a 42-hour week, so that the number of hours per week was cut down from 1628 to 1470. It will be appreciated that we had previously had greater usage than the County average and when the cut was made it was indicated that if we required a larger number of Home Help hours, sympathetic consideration would be given to our request and our establishment was exceeded by a small percentage. This would have been much greater if we had been able to obtain sufficient Home Helps to meet all our demands. As it is, with the labour available, our correct establishment is probably in the region of 36 or 37. If,

however, unemployment returns to this area and it becomes possible for us to obtain more Home Helps so that all demands can be fulfilled, we would probably need an increase in establishment. On the other hand, with unemployment of women, greater help would no doubt be given voluntarily by women who normally are employed, to their older relatives.

Chiropody Service.

The Chiropody Service established early last year has worked remarkably smoothly considering the number of people responsible for its administration. The Nurses' Endowment Fund only covers the area of the old Brighouse Borough so that their activities had to be confined to their area. The Hipperholme and Lightcliffe, Bailiffe Bridge and Norwood Green Clubs had each arranged a chiropody service in connection with their Club members and willingly accepted people in their schemes once the County Council had agreed to reimburse them all their expenses. This left Southowram and Clifton, for which the Old People's Welfare Committee agreed to be responsible.

The Brighouse Nurses' Endowment Fund employed the five local Chiropodists and the Hipperholme and Lightcliffe Good Companions Club employed four of them, whereas the Bailiffe Bridge and Norwood Green Clubs employed their own Chiropodists. The treatment was carried out on a sessional basis at the Bailiffe Bridge Club, the Norwood Green Club, the Southowram Club and at our Rastrick Clinic, which is the only modern clinic in Brighouse. We hope that when the new clinic is established, it will be possible to treat the Brighouse patients in this clinic.

As the Hipperholme and Lightcliffe Good Companions Club is opposite to a Chiropodist's surgery which is far better equipped than the Club premises, sessions for this Club were arranged in the Chiropodist's surgery.

With these arrangements, it has been possible for old people readily to obtain chiropody without having to travel very long distances. I have to acknowledge the help of these voluntary agencies, without whose help our comprehensive chiropody scheme for the Borough would have been impossible.

In the Clubs and at our Rastrick Clinic, voluntary helpers have given assistance to the individual patients in removing shoes, stockings, etc. These ladies have not only given this assistance but, by their presence, to old people who are often very lonely, they have been able to give new interest, and the assistance generally has been very good. There is no doubt that the Chiropody Service is one of the best services provided for old people in this Borough.

Meals on Wheels.

At the end of the year, arrangements were in hand to commence in 1962 a 'Meals on Wheels' Scheme, and although the launching of the Scheme properly comes in next year's report, I am already able to say that the Scheme is a great success and that the meals are much appreciated in the district. The standard of the meals prepared at a local canteen is excellent and will bear comparison with any meal served to old people anywhere in the country. Not only is the meal of nutritional value but the bright, cheerful people, a visit from whom is assured, help lonely old people very much.

Clinics and Treatment Centres.

The Table of Clinics and Treatment Centres is appended.

TABLE 6 — CLINICS AND TREATMENT CENTRES

| Name | Situation | When Open |
|---|--|---|
| Child Welfare Clinic | Huddersfield Road | Wednesdays, 2-4 p.m. |
| do. | Ogden Lane, Rastrick | Thursdays, 2-4 p.m. |
| do. | Wesleyan School, Hipperholme | Mondays, 2-4 p.m. |
| do. | St. Annes Sunday School, South-owram | Thursdays, 2-4 p.m. |
| Combined Ante-Natal and Post-Natal Clinics | Huddersfield Road | Tuesdays, 2-4 p.m., fortnightly |
| do. | Wesleyan School, Hipperholme | Fridays, 2-4 p.m., fortnightly |
| do. | St. Annes Sunday School, South-owram | Thursdays, 1.30-2 p.m. |
| do. | Ogden Lane, Rastrick | Thursdays, 2-4 p.m., fortnightly |
| Artificial Sunlight Clinic | Brook House, Atlas Mill Road | Mondays and Fridays, 10 a.m. |
| do. | Wesleyan School, Hipperholme | Mondays, 10.30 a.m., Fridays, 9.30 a.m. |
| * Poliomyelitis Vaccination Clinic | Huddersfield Road | By appointment |
| do. | Ogden Lane, Rastrick | By appointment |
| do. | Wesleyan School, Hipperholme | By appointment |
| do. | St. Annes Sunday School, South-owram | By appointment |
| Minor Ailments Clinic | Brook House, Atlas Mill Road | By appointment |
| Dental Clinic | Bonegate House, Bradford Road | Every Weekday at 9.30 a.m. |
| Remedial Exercises Clinic | Brook House, Atlas Mill Road | By appointment |
| Ante-Natal and Post-Natal Exercises Clinic | Brook House, Atlas Mill Road | Tuesdays, 10 a.m. |
| Tuberculosis Dispensary | Brook House, Atlas Mill Road | Tuesdays, Wednesdays, and Thursdays, 2 p.m. |
| | Royal Halifax Infirmary | Tues., 9 a.m. to 12 noon |
| | | Wednesdays, 9 a.m. to 12 noon and 1.30 to 3.30 p.m. |
| | | Thurs., 9 a.m. to 12 noon |
| Veneral Diseases Clinic | Royal Halifax Infirmary | Mon. 10-7 p.m., Tues. 10-8 p.m., Wed., 10-1 p.m., Thurs. 2-6.45 p.m., Fri. 10-7 p.m. Sat. 9-12 noon |
| do. | York Place, New North Road, Huddersfield | Males: Mon. 2-4 and 6-7 p.m., Wed. 10-11 a.m., 4.30-7 p.m., Fri. 10-12 noon and 3-4 p.m. Females: Mon. 4.30-6 p.m., Wed. 11-12 noon Fri. 2-3 p.m. |
| Consultant Clinics, Ear Nose and Throat, Ophthalmic & Orthopaedic | Brook House, Atlas Mill Road | By appointment |
| Psychiatric Clinic | Brook House, Atlas Mill Road | Tuesdays, 2-30 p.m. (by appointment) |

* This is also carried out at the ordinary Child Welfare sessions.

Health Visitors

For the first part of this year, we were still without Miss Gardiner and Miss Greenwood, who had left us to take up temporary appointments in Canada, and we were very glad to see these ladies return. During their absence the pressure on the other Health Visitors was very great and it is remarkable that the total number of visits made this year again shows an increase. It does mean, unfortunately, that it was necessary to spend less time with individual patients, and I should be the last one to believe that health visiting can be measured by the number of visits made. It must rather be measured by the amount of help given, and a perfunctory visit is of very little use. Even the best of mothers benefits by the support given to her by an intelligent, well-trained professional person, who can confirm that she is on the right lines.

Although we were not fully staffed, we were not allocated any Health Visitors through the County Council Training Scheme as we were informed that the need in other areas was greater than ours. The field of work of a Health Visitor continues to expand and I am afraid that the main source of recruitment in industrial areas such as this one is from a Training Scheme. Very few Health Visitors are attracted to these areas by advertising in professional journals.

Believing, as I do, that health visiting is perhaps our most important service, I hope that the Training Scheme will be expanded and that more Nurses will be attracted into this difficult, and often unrewarding and unappreciated branch of our work, work which, however, is well worth while.

TABLE 7
VISITS PAID BY HEALTH VISITORS IN 1961

| | | | | |
|--|-----|-----|-----|--------|
| First visits to children under one year | ... | ... | ... | 565 |
| Subsequent visits to children under one year | ... | ... | ... | 3,477 |
| Visits to children one to five years | ... | ... | ... | 4,403 |
| Visits to expectant mothers | ... | ... | ... | 131 |
| Miscellaneous | ... | ... | ... | 3,379 |
| Total | | | | 11,955 |

Ante-Natal Clinics

Table 8 gives particulars of the attendances at the ante-natal clinics. One hundred and fifty-nine confinements took place at home and 218 new expectant mothers attended our ante-natal clinics. In addition, 49 expectant mothers attended who were also attending last year, making a total of individual mothers attending 267. These mothers made 1,061 attendances.

The number of attendances divided by the number of mothers attending indicate an average attendance of four times for each case.

These figures do not give an accurate indication of the total attendances made by individual mothers. Some women, particularly those with several other children, may book late in pregnancy, whilst others attend from the twelfth week, or sometimes earlier.

In actual fact, the system in operation in Ante-Natal Clinics is that normal cases attend monthly until the thirtieth week, and thereafter at fortnightly intervals. Thus the average attendance of a women booking early in pregnancy would be seven or eight such visits. If the woman's condition warranted it, these attendances would be more frequent.

In the vast majority of cases, these visits alternate with those to the booked General Practitioners. Some General Practitioners carry out routine ante-natal examinations during the pregnancy whilst others are satisfied that the patients visit them only occasionally, realising that if there is anything untoward, they would be advised by the Borough Ante-Natal Clinics.

In general, an extremely satisfactory liaison exists between the medical and nursing staff of our Clinics and the General Practitioners concerned.

TABLE 8
ATTENDANCES AT ANTE-NATAL CLINICS

| | 1957 | 1958 | 1959 | 1960 | 1961 |
|--|------|------|------|-------|-------|
| Number of sessions | 104 | 98 | 106 | 108 | 99 |
| Number of new expectant mothers | 145 | 151 | 148 | 182 | 218 |
| Total number of individual expectant mothers | 192 | 194 | 210 | 250 | 267 |
| Total number of attendances | 768 | 866 | 1009 | 1089 | 1061 |
| Average number of patients per session ... | 7.38 | 8.84 | 9.52 | 10.08 | 10.72 |

Relaxation Clinics

A table showing particulars of the work of the clinic is given below :—

TABLE 9
ATTENDANCES AT RELAXATION CLINIC

| Ante-Natal Figures | | | | | |
|---|-----|-----|-----|-----|-----|
| Number brought forward from previous year ... | ... | ... | ... | ... | 17 |
| Number of new cases | ... | ... | ... | ... | 79 |
| Total individual mothers | ... | ... | ... | ... | 96 |
| Total attendances | ... | ... | ... | ... | 607 |
| Post-natal Figures | | | | | |
| Individual mothers | ... | ... | ... | ... | 17 |
| Total attendances | ... | ... | ... | ... | 17 |
| Ante-natal Post-natal Figures | | | | | |
| Number of sessions | ... | ... | ... | ... | 90 |
| Average attendances per session | ... | ... | ... | ... | 6.9 |

Post-Natal Clinics

Our post-natal clinic is held at the same time as the ante-natal clinic so that the mothers who are used to attending during pregnancy can see the same Medical Officer post-natally. Many women now, however, very properly receive their post-natal care from their own Doctor and all the women delivered at home had a post-natal examination either at the clinic or at their own Doctor's surgery. Most of the patients delivered in hospital attended at the hospital for post-natal examination. Altogether, only three women attended the clinic for post-natal examination.

Domiciliary Midwifery

There was a decrease in the number of domiciliary confinements this year, despite the increased number of births. More and more people wish to have their confinements in hospital and it is not anticipated that this number is likely to increase. For some years, two-thirds of our babies have been born in hospital and only one-third at home. It is appreciated that hospital is usually the best place for a first baby, when unexpected difficulties may arise, and every case who has had difficulty with the first baby, a difficulty which may arise with subsequent pregnancies, should be admitted into hospital, but when there are other children in the family, I think there is a good deal to be said for normal confinements taking place in the normal family setting.

There has been no change in the midwifery staff this year. Miss Lister has continued to be responsible for Rastrick, Miss McCormick for Brighthouse and Miss Duckworth for Hipperholme.

The work done by the Midwives is set out in Table 10 below.

TABLE 10
WORK DONE BY MIDWIVES DURING 1961

| | | | | | | |
|------------------------------------|-----|-----|-----|-----|-----|-------|
| Labours Conducted: (a) as midwives | ... | ... | ... | ... | ... | 159 |
| (b) as maternity nurses | ... | ... | ... | ... | ... | — |
| Ante-natal visits | ... | ... | ... | ... | ... | 1,080 |
| Post-natal visits | ... | ... | ... | ... | ... | 1,989 |

Dental Scheme

During the year, 50 expectant mothers were referred for treatment, and treatment was completed in 74 cases. This last figure includes, of course, continued treatment of cases who had begun their treatment last year and other cases for whom appointments had been made.

INFANT WELFARE CENTRES

The work of the respective centres is set out in Table 11 which follows :—

TABLE 11
Attendances at the respective Infant Welfare Clinics, 1961

| | Brighthouse | Rastrick | Hipperholme | Southowram | Totals |
|---|-------------|----------|-------------|------------|--------|
| Number of sessions | 52 | 52 | 48 | 52 | 204 |
| Individual children attending ... | 388 | 214 | 210 | 108 | 920 |
| Children attending for first time | 175 | 93 | 77 | 59 | 404 |
| Medical Consultations | 1144 | 695 | 438 | 323 | 2600 |
| Average number of medical consultations per session ... | 22.0 | 13.4 | 9.1 | 6.2 | 12.7 |
| Attendances of children under one year | 2229 | 1120 | 847 | 789 | 4985 |
| Attendances of children over one year | 574 | 469 | 349 | 271 | 1663 |
| Total attendances | 2803 | 1589 | 1196 | 1060 | 6648 |
| Average attendance per session | 53.9 | 30.6 | 24.9 | 20.4 | 32.6 |
| Highest attendance at one session | 73 | 56 | 45 | 41 | |

Voluntary Helpers.

It is my privilege to place on record our grateful thanks to the voluntary helpers who give so much of their time for working in the clinics. Many of them know the mothers and the children intimately, and play no small part in producing the happy atmosphere which we believe exists.

Welfare Foods.

During 1961, 2,740 tins of National Dried Milk, 1,498 bottles of Cod Liver Oil, 7,332 bottles of Orange Juice and 1,004 packets of Vitamins A and D Tablets were issued.

Artificial Sunlight Treatment.

Twenty-four children received 240 exposures.

Orthopaedic Treatment.

During the year, 24 children under school age were examined by the Orthopaedic Surgeon, and particulars of these cases are given below :—

| | |
|-------------------------------------|----|
| Genu Varum | 1 |
| Genu Valgum | 10 |
| Pronation of Foot | 1 |
| Inversion of Foot | 3 |
| Pes Planus | 1 |
| Deformed Toes | 3 |
| Talipes Equino Varus | 2 |
| Congenital Deformities | 1 |
| Torticollis | 1 |
| Other Orthopaedic Conditions | 1 |

Ophthalmic Scheme.

During 1961, 26 Brighthouse pre-school children were examined at the Ophthalmic Clinic, all suffering from Strabismus, and spectacles were prescribed in 10 cases.

WELLHOLME PARK DAY NURSERY.

The average number of daily attendances has been 24, or three less than last year, so that the Nursery is considerably unused. This is not because the demand for places is insufficient but because children are only admitted where there are social or medical reasons for admission. Children whose mothers are unmarried and have to go to work to support them, and children whose mothers are ill, widows' children and occasionally children who would benefit by a short period in association with other children are admitted. They are our main sources of admission. There is considerable movement into and out of the Nursery, very much more than used to be the case, for mothers who are the principal support of the family often cannot obtain a job which will fit in with the opening hours of the Nursery and in a time when industry is slacker are required to work full industrial hours, and children whose mothers are temporarily ill, only spend a short time with us.

It is interesting to see how the long-stay children become confident and often act as leaders to the new-comers, sometimes very aggressive leaders. It is also interesting to see how children who come to us for short periods because they are not able to eat and show varying kinds of maladjustment soon settle down and become normal members of the Nursery.

We have had one or two backward children under five who are still at babyhood and who would not fit readily into the Training Centre routine as they still have to be fed.

Although our numbers are small, I am satisfied that the work of the Nursery is valuable and that it has never been more useful than it is at present.

Our main difficulty is the refusal of people who are in temporary financial difficulties and seek to use the Nursery as a way out. We often wish we could help them, especially as we know that there is a tendency to leave children in unsatisfactory homes when Nursery accommodation is refused. It is sometimes difficult for them to be persuaded that the Nursery does not exist purely in order to enable a family to qualify for a higher standard of living.

There was practically no infection in the Nursery this year. We only had one case of Measles which did not spread throughout the Nursery.

MENTAL HEALTH

In November, 1960, the Mental Health Act came into operation. This means that we shall have, eventually, big changes in the administration of mental health. This Act was important, not only for the legislation it contained, but for the fact that Parliament and the country had begun to realise at last the great importance to the health of the community of the mental well-being of its members.

When a new Act of what we hope will be far-reaching importance is passed, its implementation often has to be a gradual process. The County Council were anxious that their Mental Health Service should be placed on a firm foundation and Mr. Parkinson was appointed as Senior Mental Welfare Officer for seven County Divisions with his headquarters in this area.

Already, in this Division, we have made considerable efforts over the years to carry out the after-care of cases discharged from hospital, and we have had our own psychiatric clinic established now for seven years. Until this year, Miss Wroe, our Mental Health Social Worker, was engaged for two Divisions. The present County establishment is for one Mental Welfare Officer for Division 19 and ourselves and a further Officer who would be shared between the Divisions. With an increase in the staff from one to three, together with a Senior Mental Welfare Officer who would help to co-ordinate the work with our neighbours, we believed we would be able to carry out a great deal more work, work which was there to be done. Unfortunately, this early promise was not entirely fulfilled. Although an additional Mental Welfare Officer was appointed, he did not at first know either the district or the patients and we lost the services of the Duly Authorised Officer, who was very familiar with the district. In addition, we had to help considerably neighbouring Divisions who were not so fortunate in their staffing position as ourselves. At the same time, the Halifax Psychiatric Clinic became more demanding. It was necessary that this Clinic should be established, for our patients from Greetland and Hipperholme find it easier to attend the Halifax Clinic than to come down to Brighouse.

In this Division, the Brighouse Psychiatric Clinic is serving an approximate population of 22,000, and the Halifax Clinic, approximately 31,000. The normal catchment area of the remaining 5,000 people of the Division is Bradford. Mr. Lee, the newly-appointed Mental Welfare Officer, serving as he did the two Divisions, was able to see all the County patients referred to the Halifax Clinic in his tri-weekly attendances at this Clinic, and his attendances at the Clinic, although time-consuming, have been very well worth while. During the year, 48 new patients were seen from this Division.

Brighouse Psychiatric Clinic

The Brighouse Psychiatric Clinic has continued throughout the year, and the figures for this Clinic are given below :—

| | | | | | | |
|---|-----|-----|-----|-----|-----|-----|
| Number of sessions | ... | ... | ... | ... | ... | 48 |
| Domiciliary cases attended by Psychiatrist | ... | ... | ... | ... | ... | 1 |
| New cases attending (domiciliary) | ... | ... | ... | ... | ... | 65 |
| Total number of attendances | ... | ... | ... | ... | ... | 486 |
| Home visits by Mental Welfare Officer in connection with Psychiatric Clinic | ... | ... | ... | ... | ... | 51 |
| Admissions to hospital (voluntary) | ... | ... | ... | ... | ... | 7 |
| Number of cases having E.C.T. treatment :— | | | | | | |
| Huddersfield Royal Infirmary (O.P.) | ... | ... | ... | ... | ... | 3 |
| Halifax General Hospital (O.P.) | ... | ... | ... | ... | ... | — |

There were less new cases this year, probably due to the fact that Miss Wroe has spent rather less time with the patients, consequent upon her increased clerical work and her work in other Divisions, and has not been able to encourage so many people to attend. Despite this, 7 voluntary informal admissions were arranged from this Clinic and much of this is due to the sympathetic handling by the Psychiatrist and the large measure of understanding existing between him, the patient's own doctor and the social worker. It was a sad blow to our clinic when Miss Wroe left us at the end of the year, for the continuity which we have maintained for so long has now been broken and she was a very much-loved person in the area. She has gone to what we hope will be a wider field of work and we shall always be grateful for all she did here.

Another reason why Brighouse Psychiatric Clinic did not receive so many new admissions was that the other Mental Welfare Officer, Mr. Lee, as mentioned earlier, was already putting in three attendances at the Clinic at Halifax and patients from the parts of the Borough near to Halifax and from Elland and Queensbury and Shelf have usually been referred to the Halifax Clinic.

I append below the report of Dr. Wilkinson, the Consultant Psychiatrist, on the Brighouse Clinic :—

"This Clinic continues to function satisfactorily. Clinics are held every Tuesday afternoon and continue to be very well attended. It is becoming clear that Out-Patient Psychiatric Clinics will grow in importance over the next few years. The psychiatric services as a whole are gradually changing in character, essentially there is a change in emphasis from hospital care to community care of the patient.

"Many of the old large mental hospitals will gradually disappear over the years and be replaced by psychiatric units attached to general hospitals. This implies that more patients who previously spent long periods in mental hospitals would be cared for in the community. The

Local Authorities will play a prominent part in this respect. By and large, the hospitals will deal with the acute cases and as the patient improves, it is hoped that the great majority of these will then be fit to be cared for at home. The General Medical Practitioner, Mental Welfare Officer and the Consultant Psychiatric staff will all play an important part and it is hoped that the Out-Patients' Clinics, such as the Brighthouse Clinic, will be used not merely to diagnose cases but also for helping in the intensive follow-up of cases after the Hospital. It is only by such means that we can hope to keep large numbers of these cases in the community.

"During recent years, there has been increasing tolerance by the community at large towards people with mental ill health and, of course, this will need to be increased if many more of them are to be cared for at home. Every effort therefore should be made by people responsible for these patients in any way to try to improve the general public's attitude to psychiatric illness generally.

"As far as the Clinic is concerned, the Psychiatric Social Worker, Miss Wroe, left during the year to take up an appointment elsewhere. She was always most helpful at the Clinic and I am sure she will be missed by the staff and patients attached to it."

Mental Health Preventive Service

Previously, all admissions had been arranged by the Duly Authorised Officer, and I should like to pay tribute to the excellent work done by Mr. Johnson in this area before the implementation of the Act.

The total number of patients referred to the Service in this Division from all sources during the year was 151, the sources of these referrals being —

| | | | | | |
|--|-----|-----|-----|-----|-----------------|
| From general practitioners | ... | ... | ... | ... | 50 |
| From hospitals (following treatment) | ... | ... | ... | ... | 17 |
| From local education authorities | ... | ... | ... | ... | 3 |
| From police and courts | ... | ... | ... | ... | 9 |
| From other sources (relatives, other agencies) | ... | ... | ... | ... | 46 |
| From out-patient clinics | ... | ... | ... | ... | 26 |
| | | | | | <hr/> 151 <hr/> |

Of the total patients referred to above, 60 patients entered hospital under the following Sections of the Mental Health Act, 1959:

| | | | | | |
|--|-----|-----|-----|-----|----------------|
| Admitted informally (Section 5) | ... | ... | ... | ... | 39 |
| Admitted for observation (Section 25) | ... | ... | ... | ... | 1 |
| Admitted for treatment (Section 26) | ... | ... | ... | ... | 4 |
| Admitted for emergency period of observation | ... | ... | ... | ... | 16 |
| | | | | | <hr/> 60 <hr/> |

In addition to the 60 patients admitted to hospital, several other patients have been admitted informally without our knowledge, as it is not the hospitals' normal practice to inform us when patients are so admitted. Sometimes we learn of them when after-care is necessary, but often we do not know of them at all.

Just as a patient can suffer from a minor physical illness and be in hospital for a short time and make a complete recovery, so with mental illness, and a patient who is admitted to hospital informally and does very well and is discharged quite soon, may not need our help in giving after-care. They should be able to rely on the support and help of their friends and relations, although this is by no means always forthcoming, and indeed sometimes even today they are regarded as strange beings from a strange world. The sympathy meted out to them is still sometimes that of a pitying superior, although all of us who have any imagination have known times ourselves of mental stress and perturbation, and it is very little comfort to anyone to be regarded as liable to future breakdowns during a convalescence from any illness, mental or physical. I am hopeful, however, that the present improvement in the social attitude will continue, and that this, combined with the success of new methods of treatment, will result in a continued decline in the number of days spent in hospital and a gradually improved social climate so that eventually mental illness may be accepted as an analogous entity to physical illness and not regarded as a thing apart and as something of which to be ashamed. Perhaps the time will come when people, by a short period of out-patient treatment, can get over their temporary difficulties and the need for hospitalisation of any kind becomes still less.

We are promised that beds will soon be available in the general hospitals and I feel sure that this is a big step forward in our endeavours to improve the mental health of the community. It will, I hope, become common knowledge that people who regard patients who are mentally ill as subjects of pity and curiosity are themselves far from complete personalities, ill-informed and unimaginative.

Altogether, 800 visits have been made by the Mental Welfare Officers and the number of patients dealt with under Section 28 of the National Health Act was 98. There is no doubt that the work has increased and will increase and our main difficulty is that of staff. It is somewhat frustrating when work needs to be done in the Division but other, more urgent, work is required in other Divisions where there is a temporary shortage of Mental Welfare Officers but although this may appear to be a disadvantage of a County area, we know that we, too, will receive similar help, if and when we have similar difficulties.

Meanwhile, the number of patients admitted to hospital has increased during the year and the length of stay reduced. With the quick turnover of beds, patients are now rarely staying in hospital for more than four weeks and more emphasis is placed on the after-care

of patients. Patients are seen before admission, persuaded to agree to hospital admission, and are seen after discharge, when they often have to be helped considerably. Gradually, the method of admission will become more and more informal.

It would appear now that, even when our full establishment and that of our neighbours is attained, we shall probably need further staff. There is no doubt that the increasing awareness of patients that mental illness may require in-patient hospital treatment of a comparatively short duration, and that they can then proceed to a period of convalescence in their own homes with the help and advice of Psychiatrists at Out-Patients' Clinics, fortified by regular visits of their own Doctor and of the Mental Welfare Officer, does give sufferers from mental illness more confidence in seeking advice and does result in a larger number of patients being cared for at home.

As Dr. Wilkinson remarks, more and more patients, who previously spent long periods in mental hospitals, will be cared for in the community and gradually we shall see the end of the old large mental hospitals and more and more the establishment of the Psychiatric Unit attached to a general hospital.

With this, our work will continue to increase. More and more, the care of the mentally ill will be an affair for the community. As I see it, the work of the Public Health Department in personal health is largely that of caring for the weaker members of the community—the children and the old people, the mentally ill, the physically handicapped, and the convalescent patients—and, gradually, if we are to keep a sense of proportion, mental illness will be taken into our community services and assume an equal and similar importance to our other services, and the psychiatric clinic will become as much a part of the health services of this country as our other local authority and hospital clinics are.

Divisional Training Centre

The Training Centre ran very smoothly during 1961 and there were no untoward difficulties. On the whole, the attendance was remarkably good.

At the beginning of the year, there were thirty-four on the register. Five were admitted and five discharged, so that at the end of the year the same number were on the register. Thirty of the children belonged to this Division and four children, one boy and three girls, were children from our neighbouring Division 19.

Of the discharges, one, a girl of over sixteen, was found employment; two more, a boy and a girl, both of whom had improved markedly and both of whose I.Q.'s were in the region of 50%, were admitted to a special school; and a very low-grade boy was admitted to permanent institutional care. The other discharge was a tragic case where the mother, died in childbirth. It was therefore necessary to admit this boy to hospital.

Of the admissions one adult girl who had been in an epileptic colony, was admitted, temporarily, until employment could be found for her; another girl, who had not previously settled down, was re-admitted to the Centre, and I am glad to say is now one of our most stable members; one boy was an inward transfer, and two infant mongol children were admitted and make up the total.

We still had two boys who were awaiting admission to the Industrial Centre, and at the time of writing the transport difficulties have been overcome and the boys have started at the Industrial Centre.

Social activities during the year included a day trip to Southport. This was arranged in conjunction with one of the Churches, who kindly lent us the schoolroom and were most helpful. I should like to pay tribute at this point to the great interest and kindness shown by the Clergy in the Centre. We are used to the kindness of the Brighthouse Council, the Mayor of which Council has rarely missed an opportunity of attending our Open Day and Christmas Party. The Mayor and Mayoress this year showed particular interest in the children and the activities on the Open Day on the 6th December were of particular interest. There is no doubt that our new development in training, with an emphasis on activity and colour, is appreciated by the children, and the display on Open Day was so arranged that all the children were able to take part. The Christmas Party was held on the 12th December.

At present, our Training Centre is a happy place, and the Supervisor and her staff are to be congratulated on its atmosphere. Although the Centre is to be replaced ultimately by a larger one, the staff are, of course, so much more important than the building, and I am satisfied that this Centre at present is doing very useful and important work.

The Halifax, Brighthouse and District Society for Mentally Handicapped Children continued to show great interest in the Centre and are always a great help and encouragement to us. I had the privilege of visiting Holland to see special schools and training and industrial centres through the kindness of this Association. Although I was very impressed by what I saw, and gained extremely useful knowledge which I hope will be of help to us when our industrial centre is established, I did not see a happier centre than the one we at present have in this Division.

Mental Deficiency

Regular visits were made by the Mental Welfare Officers to all defectives in the area who are under our care. The figures given in the report are for the whole Division; it has not been thought desirable to split them into different districts. The number of defectives under our care at the 31st December, 1961, was as follows:—

| | | | | |
|-------------------------------|-----|-----|-----|----|
| Males under 16 years of age | ... | ... | ... | 10 |
| Females under 16 years of age | ... | ... | ... | 8 |
| Males over 16 years of age | ... | ... | ... | 30 |
| Females over 16 years of age | ... | ... | ... | 27 |

Ten males and four females who are in regular gainful employment and who themselves, or whose parents, do not wish for supervision are not now under our care. I believe they will all manage to lead a useful life without our help. I hope that if they are ever in difficulties, they will not fail to call upon us. Our services are there for them.

The following are the particulars of the fifty-seven adults under our care at the end of the year :—

Thirty-two defectives were in regular gainful employment (twenty-one males and eleven females), six males being employed in the textile industry, twelve as labourers, one as a farm labourer, one as a builder's labourer, and one working for his father. Of the females, eight were employed in the textile industry and three on laundry and domestic work. Five female defectives were occupied at home in household tasks and handwork, and two male defectives assisted in the home. Two female defectives are suffering from crippling defects which prevent their employment, and another five defectives (three male and two female) did not follow any occupation. Two males over sixteen attended an industrial centre, and two males and seven females over sixteen attended our training centre.

Of the eighteen children, seventeen (ten males and seven females) attended the Training Centre. One female child who is severely subnormal is being cared for at home with regular periods of short stay care in hospital.

SANITARY CIRCUMSTANCES IN THE AREA

Water Supply

Of the 11,455 inhabited houses in the Borough, 11,413 are on the public water supply, which has remained satisfactory as regards quantity and quality throughout the year. With the exception of six houses supplied by standpipe, all those on public supply received water direct to the houses. The remaining houses have private supplies derived from springs and wells, the majority of which are frequently contaminated by animal pollution. In the section of this report contributed by the Chief Public Health Inspector, it will be seen that 24 samples out of 45 taken from the private water supplies serving 44 premises were unsatisfactory, and the only safe way for people with private water supplies from shallow wells is for the water to be boiled. It is unlikely that any great improvement in this position will be made in the near future as most of the houses and farms not on public supply are remote from any public water main or service. Some of these houses, however, have been included in our slum clearance programme as unfit and this should substantially reduce their number. Examinations for plumbo-solvency were all satisfactory.

I am informed by the Water Engineer that the following extensions and replacements of main were carried out during 1961 :—

Extensions of main :—

- 33 yards of 4" main, Toothill Avenue, Rastrick.
- 74 yards of 4" main, Cornwall Crescent, Bailiffe Bridge.
- 90 yards of 4" main, Devon Way, Bailiffe Bridge.
- 142 yards of 4" main, Wyke Old Lane, Bailiffe Bridge.
- 725 yards of 4" main, Slead Avenue, Brighouse.
- 65 yards of 6" main, Sefton Estates, Laverock Lane, Brighouse.
- 240 yards of 4" main, Sefton Estates, Laverock Lane, Brighouse.

Renewal of main :

- 94 yards of 3" main, Clough Lane, Rastrick.
- 64 yards of 3" main, Houghton Street, Brighouse.
- 190 yards of 4" main, Lillands Lane, Brighouse.
- 140 yards of 4" main, Wyke Old Lane, Bailiffe Bridge.
- 200 yards of 6" main, Slead Avenue, Brighouse.
- 600 yards of 4" main, Dewsbury Road, Rastrick.
- 140 yards of 3" main, Camm Street, Brighouse.

Drainage and Sewerage

The requirements of drainage and sewerage in this area were very adequately dealt with in a sewer survey which was published by the Borough Engineer thirteen years ago.

The plans mentioned last year for a new sewer in Commercial Street and a sewer diversion and enlargement from St. Giles Road to Denholme Gate Road and from Victoria Terrace to Barfield Road were carried out during the year, and a new sewer from St. Giles Road, via the Stray, to The Avenue, was in the course of construction at the end of the year.

Rivers and Streams

The Yorkshire Ouse River Board is the supervising authority. No complaints regarding the pollution of any stream in the area were received by the Health Department during the year.

Atmospheric Pollution

Over 200 smoke observations were made during the year and full particulars of the 91 recorded observations are given in the Chief Public Health Inspector's report.

Your Chief Public Health Inspector has notified industrialists of all observations, and has thus kept them informed when their plants have been working satisfactorily and not merely when the results were bad.

One prosecution was undertaken during the year but on the whole industrialists have shown evidence of their desire to co-operate with the Department.

Mr. Jennings is to be complimented on the excellent progress he has made in the establishment of smoke control areas. Although it is true that he could do nothing without the backing of the Chairman and Members of the Public Health Committee, I consider it is only right to acknowledge his consistent conscientious assiduity, and by the end of the year six orders had been made, and the target had been passed by two years. This work has been carried out with excellent co-operation from the public, much of which is due to them being kept fully informed, and to the backing of Councillors in their local areas. Already, there are signs of the improvement brought about by the smoke control areas. The industrial side of the problem has not been neglected and the Public Health Inspectors have made over a hundred visits to boiler plants. Already, the industrial smoke is contributing considerably less dirt to the atmosphere and industrialists are making preparations for the implementation of the Clean Air Act in advance of their statutory obligations.

I recommend the Council to read the report of the Chief Public Health Inspector on the operation of the Clean Air Act, which is contained in the section of the report under the heading of 'Atmospheric Pollution.' They will find it both interesting and informative. It is a record of extremely hard work.

Public Baths

I am obliged to the Baths Manager for the following statement of the attendance of bathers during 1960 and 1961 :—

| | 1960-61 | 1961-62 |
|-------------------------------------|---------|---------|
| Mixed Bathing | 33,037 | 32,299 |
| Segregated Bathing | 12,140 | 8,321 |
| Swimming Club | 4,399 | 4,230 |
| Schoolchildren in organised classes | 26,158 | 26,611 |
| Slipper Baths | 7,788 | 7,267 |
| Totals ... | 83,522 | 78,728 |

There was a breakdown in the filter system in the Baths in June. The Baths were accordingly immediately closed while repairs were effected.

Chemical and bacteriological examinations carried out showed that the water was safe.

| Area | Date of Representations | No. of houses | Clearance or Compulsory Purchase Order | Date of Order | Date of Confirmation | Demolition |
|-------------------------------|-------------------------|---------------|--|---------------|----------------------|-------------------|
| Lillands Lane and Closes Road | 24. 7. 56 | 148 | Clearance | 5. 11. 56 | 8. 8. 57 | Completed |
| Mellor Square | 18. 3. 58 | 43 | C.P.O. | 5. 1. 59 | 23. 6. 59 | Not yet completed |
| Castle Hill | 18. 3. 58 | 12 | C.P.O. | 6. 7. 59 | 10. 3. 60 | Not yet completed |
| Dark Lane Head | 18. 3. 58 | 14 | Clearance | 4. 5. 59 | 25. 9. 59 | Completed |
| Greenhead Lane | 18. 3. 58 | 3 | Clearance | 4. 5. 59 | 25. 9. 59 | Completed |
| Scotty Bank, etc. | 18. 3. 58 | 12 | Clearance | 4. 5. 59 | 13. 11. 59 | Completed |
| Lane Ends Green | 23. 9. 58 | 4 | Clearance | 8. 6. 59 | 13. 11. 59 | Completed |
| New Street, No. 1 and 2, | 18. 3. 58 | 21 | C.P.O. | 6. 4. 59 | 16. 10. 59 | Completed |
| New Hey Road, No. 1 | 27. 5. 59 | 10 | Clearance | 3. 8. 59 | 4. 1. 60 | Not yet completed |
| New Hey Road, No. 2 | 27. 5. 59 | 31 | Clearance | 3. 8. 59 | 23. 2. 60 | Not yet completed |
| New Hey Road, No. 3 | 27. 5. 59 | 2 | Clearance | 3. 8. 59 | 26. 1. 60 | Not yet completed |
| Elland Road, Brookfoot | 23. 6. 59 | 8 | Clearance | 3. 8. 59 | 4. 1. 60 | Not yet completed |
| Daisy Street | 22. 9. 59 | 14 | C.P.O. | 2. 11. 59 | 6. 4. 60 | Not yet completed |
| Laura Street | 22. 9. 59 | 4 | Clearance | 2. 11. 59 | 29. 2. 60 | Completed |
| Elland Road, Brookfoot | 22. 11. 60 | 10 | Clearance | 7. 12. 60 | 18. 5. 61 | Not yet completed |
| Briggate | 24. 1. 61 | 4 | Clearance | 6. 2. 61 | 19. 7. 61 | Not yet completed |
| Brookft Lane, S'thowram | 24. 1. 61 | 11 | Clearance | 6. 2. 61 | 7. 7. 61 | Not yet completed |
| Ganny Grove | 21. 3. 61 | 8 | Clearance | 5. 4. 61 | 1. 9. 61 | Not yet completed |
| Ganny Street | 18. 4. 61 | 15 | Clearance | 1. 5. 61 | 5. 10. 61 | Not yet completed |
| Total: | | 374 | | | | |

Housing Programme

The Borough Engineer informs me that the following houses were completed in 1961 :—

Field Lane Estate :

| | |
|-------------------------------|----|
| Old People's Bungalows | 10 |
| Single Person's Flats | 3 |
| Two Persons' Flats | 12 |
| Two-Bedroomed Houses | 6 |
| Three-Bedroomed Houses | 4 |
| | — |
| | 35 |
| | — |

He also informed me that the programme envisaged for 1961 and given in last year's report is now expected to be completed during 1962. This is as follows :—

Field Lane Estate :

| | |
|-------------------------------|----|
| Old People's Bungalows | 8 |
| Single Person's Flats | 12 |
| Two Persons' Flats | 8 |
| Two-Bedroomed Houses | 12 |
| Three-Bedroomed Houses | 4 |

Laverock Lane :

| | |
|-------------------------------|----|
| Old People's Bungalows | 6 |
| Two Persons' Flats | 8 |
| | — |
| | 58 |
| | — |

In addition, 183 houses were erected by private enterprise.

During 1961, representations were made in respect of 38 houses, 4 in the Briggate area, 11 in the Brookfoot area, 8 in Ganny Grove and 15 in Ganny Street, and, in addition, six individual houses were represented under Section 16 of the Housing Act, 1957. Closing Orders were made in respect of four of these houses, and demolition orders were made in respect of the remaining two. Seventy-four houses were demolished in Clearance Areas, thus displacing 21 families consisting of 54 persons. Two individual houses were also demolished during the year. Twenty-four families were rehoused during the year from unfit houses, and ten families were rehoused on account of overcrowding.

Applications for improvement grants were made in respect of 142 houses, and 112 improvements were completed. Full details respecting improvement grants are given in the Chief Public Health Inspector's section of the report

I enclose a table of the progress made since the slum clearance programme was prepared. Three houses were closed (which are not included in this table) at Norcliffe Lane. At the Inquiry it was agreed they should be used for industrial purposes.

INSPECTION AND SUPERVISION OF FOOD

Premises for the Manufacture, Preparation and Sale of Food.

Premises connected with food have been visited regularly, and 674 visits were made to the various types of food premises. This compares with 629 visits made in 1960 and further details of these inspections are contained in the Chief Public Health Inspector's report. A great many improvements were made to food premises, and details of these are given in full by the Chief Public Health Inspector.

Continuous shortage of Public Health Inspectors is preventing the Department carrying out as much food inspection as we would have wished. Nevertheless, a great deal of work has been done as a result of skilful deployment of staff by your Chief Public Health Inspector.

Two cases of Food Poisoning were notified during the year. These two cases occurred in old people who had been at a social gathering. No-one else was affected, no organisms were isolated, and it is considered that these were not true Food Poisonings but cases of digestive upset in the elderly, following an unaccustomedly heavy meal.

Milk Supply

Although we are not responsible for the public health aspects of the production side of milk supply, regular samples are taken from the distributors and all unsatisfactory samples are reported to the Ministry of Agriculture and Fisheries. Fifty-seven distributors were registered.

Thirty formal samples were taken for chemical analysis and all were satisfactory. In addition, 95 samples were taken for the Methylene Blue Test, and, of these, ten were found to be unsatisfactory and required following up.

None of the ten samples of sterilised milk taken for the turbidity test showed inefficient sterilisation and all of the samples submitted for the phosphatase test showed satisfactory pasteurisation.

Eighty-five samples of milk were taken for biological test for Tuberculosis. One of these samples was found to be infected with the Tubercle Bacillus and a notice was served under Article 20 of the Milk and Dairies (General) Regulations, 1959. Although this formal action was taken, there was full co-operation from the Producer-Retailer, and the Animal Health Division of the Ministry of Agriculture found the offending animal. At the same time, a further six other reactors were removed from the herd.

I remarked last year that I was seriously concerned by the presence of *Brucellus Abortus*. The public are not perhaps sufficiently aware that by drinking Tuberculin-tested milk which has not been pasteurised, they have no protection against *Brucellus Abortus*. Your Public Health Inspectors have spent a great deal of time in investi-

gating milk to safeguard the public from this organism which can cause long and debilitating illness. A quick testing of the milk by the Ring test is not sufficient for animals which have had some immunisation against this disease and are free from disease may show a positive reaction.

Full details of the work on *Brucellus Abortus* are given in the Chief Public Health Inspector's report.

It was possible to deal with this problem informally, due to the co-operation of the farmers.

Cream

Five samples of cream were submitted for bacteriological examination. Four of these were satisfactory and one unsatisfactory.

Ice Cream

One premises was registered for the manufacture of ice cream, and regular routine inspections of the premises were made. There are now ninety premises registered for the sale of ice cream.

A total of twenty samples of ice cream were taken for examination and all these were found to be satisfactory. Full particulars of these are contained in the Chief Public Health Inspector's report.

No coliform organisms were found in the eleven samples of "iced lollies" submitted for examination. None of the "iced lollies" were submitted for chemical examination.

Meat and Other Foods

A detailed statement regarding the action taken with regard to meat and other foods is given in the Chief Public Health Inspector's report. Condemned meat is sent for processing. Other waste food, along with kitchen waste, is dealt with in the plant of a neighbouring County Borough.

Adulteration, etc.

The administration of the Food and Drugs Act is carried out by the West Riding County Council, samples being taken by our Health Inspectors.

Chemical and Bacteriological Examination of Food

Samples of food for chemical and bacteriological examination are taken by the County Council.

PREVALENCE OF, AND CONTROL OVER, INFECTIOUS DISEASES

General

The infectious disease most prevalent during 1961 was Measles. Altogether, 481 cases were notified.

Diphtheria Immunisation

There has been no case of Diphtheria notified in Brighouse since 1950. I consider that it is fair to assume that the fall in the incidence of this disease, which is general throughout the country, is partly due to Diphtheria immunisation.

The prophylactics used were three doses of 1c.c. of Triple Vaccine (Diphtheria and Tetanus Toxoid and Pertussis Vaccine) for children under five years. Parents of these children were also given the choice of having their children immunised separately for Diphtheria and Whooping Cough or having a combined Diphtheria/Tetanus or Whooping Cough/Tetanus injection. For older children over five, T.A.F. was used in three doses of 1c.c. Previously immunised children are given a re-inforcing dose of 1c.c. of T.A.F. on reaching the age of four-and-a-half to five years.

Four hundred and ninety-two children completed a full course of primary immunisation by Triple Vaccine during the year. Three hundred and ten were given a reinforcing dose.

The number of children who had completed a full course of immunisation at any time up to December 31st, 1961, is as follows:—

| (Age at December 31st, 1961) | | | | | | | |
|------------------------------|------|-------|-------|-------|---------|-----------|-------|
| Under 1 | 1yr. | 2yrs. | 3yrs. | 4yrs. | 5-9yrs. | 10-14yrs. | Total |
| 134 | 372 | 389 | 310 | 338 | 1,464 | 1,857 | 4,864 |

As last year, I give the figures of children immunised in two groups, the first group being children who have received either an initial or a booster dose in the last five years, and the second group those who were immunised at a date preceding this.

Number of children at December 31st, 1961, who had completed a course of immunisation at any time before that date (i.e., at any time since January 1st, 1947):—

| Age at 31.12.61 | | | | Under 1 | 1-4 | 5-9 | 10-14 | Under 15 |
|-------------------|-----------|-----|-----|---------|---------|---------|---------|----------|
| i.e. Born in Year | | | | 1961 | 1960-57 | 1956-52 | 1951-47 | Total |
| A | 1957-1961 | ... | ... | 134 | 1,409 | 962 | 227 | 2,732 |
| B | 1947-1956 | ... | ... | — | — | 502 | 1,630 | 2,132 |

Whooping Cough Immunisation

Four hundred and fifty-two children were immunised against Whooping Cough during the year, three hundred and sixty of whom were under one year of age.

Tetanus Immunisation

Four hundred and ninety-three children were immunised against Tetanus during the year, three hundred and sixty of whom were under one year of age.

Vaccination against Smallpox

Ninety-five vaccinations and thirty-four re-vaccinations were carried out during the year. This compares with last year's figures of two hundred and twenty-four primary and forty-two re-vaccinations.

B.C.G. Vaccination

B.C.G. vaccination was offered to 388 thirteen-year-old children. Parents of only 245, or 63%, consented to this valuable measure as compared with the County average for 1960 of 62%. Of these, 236 were tested. Sixty-nine of them, or 29%, were found to be positive reactors and presumably had been exposed to the disease at some time, and 164 with negative reactions were given B.C.G. vaccination.

Mantoux testing and vaccination of contacts were also carried out. (The figures for contacts are Divisional figures as it is not thought desirable to pin-point localities).

Forty-eight child contacts received skin tests. Twenty-five of these were positive, and twenty-three negative. Thirty-four children received B.C.G. vaccination, including eleven newly-born babies not previously given a skin test and twenty-three negative reactors.

Vaccination against Poliomyelitis

During the year, 1,549 children in the Division received two injections, making a total number of children vaccinated with two injections of 11,588 since the commencement of the Scheme.

In addition, 2,108 adults were vaccinated against Poliomyelitis.

Third injections of Poliomyelitis vaccination continued at the end of a seven-month interval, and 13,520 persons had received three injections by the end of the year.

In addition, 3,533 children in the most vulnerable age group of 5-12 years were given booster doses.

The figures given under this section are all Divisional ones.

NOTIFIABLE DISEASES

Diphtheria

No case of Diphtheria was notified in the Borough during the year.

Smallpox

No case of Smallpox occurred in 1961.

Ophthalmia Neonatorum

No case of Ophthalmia Neonatorum was notified during 1961.

Puerperal Pyrexia

One case of Puerperal Pyrexia occurred during 1961.

This was due to a small portion of membrane being retained. The patient was treated with Penicillin and her temperature only remained up for two days. She had an uninterrupted recovery.

Cerebro-Spinal Fever

No case of Cerebro-Spinal Fever was notified during the year.

Pneumonia

Twenty-seven cases of Pneumonia were reported, as compared with twenty-one in 1960. There were fourteen deaths.

Sonne Dysentery

There were twenty-three cases of Sonne Dysentery notified during the year, as compared with one last year. Twenty-two of these were in the first quarter and one was in the second quarter of the year.

Eighteen of the twenty-two cases occurred in one outbreak. Three others, a man, wife and under-school-age child, were in one family. The remaining case was in an individual child, as was the case in the second quarter.

All the eighteen cases occurring in the outbreak apparently originated from one boy, who was attending at a local school in which, altogether, there were eight notified cases, the stools of seven of which were positive. In addition, three unnotified cases which were positive, two children and one teacher, were found in this School. Besides the eight notified cases who were attending this School, there were six cases notified among adults who were in contact with children in the School, and eight among children, six of whom were under school age who were contacts and two of whom, children who were attending another school. In addition to these notified cases, eight family contacts, who were symptomless, were found to have positive stools.

All the cases were followed up and the outbreak, which commenced at the end of January, had apparently died out by the middle of March.

We were fortunate this time in that none of the positive child contacts attended our Day Nursery.

Scarlet Fever

During 1961, there were thirteen cases of Scarlet Fever, as compared with thirty-seven in 1960.

The Scarlet Fever was again mild and there were no complications. No-one died from it.

Chickenpox

This disease is notifiable in this area, and one hundred and fifty-eight cases were notified during the year, compared with two hundred and thirty-seven in 1960.

Measles

Four hundred and eighty-one cases of Measles were notified during the year, compared with one hundred and sixty-six cases last year.

It was noted last year that there were signs that the expected biennial epidemic of Measles was commencing and that there was an increased incidence of Measles in the last quarter of the year. The epidemic showed signs of abating by the middle of this year, and there were only four cases notified in the last quarter of the year.

There is no agent available to provide active immunisation and as the non-immunes in the population build up, so a large number of cases becomes inevitable. This has been occurring biennially in recent years, and we can expect another increase in Measles at the end of 1962.

Whooping Cough

There were seventy-six cases of Whooping Cough notified in 1961, as compared with fifty in 1960.

One of these cases had been immunised.

Poliomyelitis

There was one case of Poliomyelitis during the year in this Borough. This occurred at the end of June in a woman of twenty-six. This woman had received her first immunising dose of Salk vaccine by injection on the 27th May and her second injection on the 24th June. Six days after her second injection, before she had time to develop full immunity, she became ill. She had paralysis of her right arm and right leg. This lady had been working very hard, looking after a young

family and going out to work. No other members of the family contracted the disease. The older of the two children had been immunised with two injections, along with his mother, but the second child was not immunised until after the onset of her illness.

The virus isolated was Type 1 virus, of which there had been no cases in surrounding areas up to this time, and the source of her infection was not ascertained.

Tuberculosis

The statistics relating to Tuberculosis are presented in tabular form in Table 15.

No action has been found necessary under the Public Health (Prevention of Tuberculosis) Regulations, 1925, nor under the Public Health Act, 1936, Section 172.

Notifications were received in respect of twenty-four cases of Respiratory Tuberculosis during 1961, as compared with eleven in 1960. There were no cases of Non-Respiratory Tuberculosis notified this year. In addition, five respiratory cases were transferred into the district and two respiratory cases were restored to the register. Seven respiratory cases and one non-respiratory case were transferred out, and seventeen respiratory cases and three non-respiratory cases recovered during the year and were removed from the register.

The system of special contact cards has been continued in the Division and an effort has been made for all contacts of new cases to have investigation, including follow-up X-ray examination at the Royal Halifax Infirmary. Other contacts are followed up regularly and as many as possible are X-rayed whenever the Mass Radiography Unit visits the Division. This year, the Mass Radiography Unit visited the Division in July and August, so that the older contacts were X-rayed.

The number of known contacts at present under observation in the Brighthouse area is three hundred and sixty-six in respect of one hundred and ninety-two cases of Respiratory Tuberculosis.

The visit of the Mass Radiography Unit largely accounts for the increase in the number of notifications received, seventeen cases being notified in the latter half of the year, as compared with seven in the first two quarters. This large increase in the number of notifications does, however, tell us that it is too early for us to be complacent about Tuberculosis. The disease is now much easier cured and the mortality from this disease is much reduced but the incidence is still sufficiently high as to cause us to maintain our vigilance. The reduction in mortality must not allow us to be complacent about the position.

Of the twenty-four cases, fourteen were male and ten female. Two male cases and three female cases were among children. All these children suffered from a primary complex and were all discovered as contacts of adult cases. Two of them, a boy and a girl, aged five and

three respectively, were contacts of the maternal grandmother. As Irish immigrants to the area, they had lived under overcrowded conditions.

Two of the other children, a boy and a girl, aged one and two respectively, were grandchildren of a male, aged sixty-eight, who was only diagnosed a week before he died. The boy lived in the same household, and his mother, the old man's daughter-in-law, was also suffering from Tuberculosis. The girl lived in a different household, where none of the others were affected. It will be seen that, altogether, this one family outbreak was responsible for four notifications. We were concerned about this case because the man in question had probably suffered from the disease for some time, and in the course of his work, which was itinerant but entirely within the Borough, he must have met many people. None of the cases notified, however, have been found to have been in contact with him. The remaining child was a contact of her father, who had been notified and is among the male notifications. Also among our contacts notified was a girl of eighteen, who is the daughter of a woman notified last year.

It will be seen that these family outbreaks account for ten of our twenty-four notifications.

Three of the other cases were cases brought to light by the Mass Radiography Unit. One, a man of forty-five, was a member of a problem family who had never been properly fed at home. The other two, men of fifty-six and fifty-eight, were very early cases and made good progress, and are now working.

Another case, a female of forty-two, had previously been under treatment in Ireland, so should not perhaps have counted as a new notification, and a female of twenty-four, who has lived some time in another County, was diagnosed on holiday.

Five respiratory cases, four male and one female, died from Tuberculosis, and three other patients, two males and one female, who had suffered from Tuberculosis, died during the year. A child of nine months died from Tuberculous Meningitis. This was diagnosed after death, by post mortem, and was not notified. It was impossible in this case to establish any contact with the child of a case of Tuberculosis.

The Divisional Care Committee has now completed eight years. During this period, the incidence of Tuberculosis has fallen and the treatment has been more effective. Earlier cases have come to our knowledge and less help has been necessary. The Committee have enlarged their activities to cover people suffering from Chest and Heart Diseases. Despite this, the Committee actually gave help to twenty-three patients suffering from Tuberculosis this year, and it is interesting to note that of these patients, sixteen were aged sixty or more.

The scope of assistance given has as usual been very varied. Coal was supplied to four patients, pyjamas to fourteen and underwear to ten. In addition, bedding and pillowcases were supplied, and as

in other years, food parcels were given to families where there were a number of young children.

Once again, a party of patients and their families were taken to Blackpool for a day trip. Lunch and tea were provided and everybody seemed to enjoy this. The Committee consider this day trip to be of the utmost importance as none of the families who are taken can afford a holiday and this day out has a great effect on morale and gives the tired mothers a real change.

It is often forgotten that Tuberculosis in a family affects every member of the family, if not physically with the disease, at least mentally, and will result in straightened circumstances for considerable periods of time.

Christmas food parcels were again delivered to the patients' homes, and one member of the Committee provided toys for a family of young children at her own expense.

Certain patients suffering from active Tuberculosis received free milk daily under the Extra Nourishment Scheme of the County Council. Most of them received one pint but in some cases two pints were considered necessary.

MASS RADIOGRAPHY SURVEY

The Mass Radiography Unit of the Leeds Regional Hospital Board visited the district in July, and sessions were held at the St. John Ambulance Hall, Brighouse, and at Messrs. Blakeborough's and Messrs. Firth's. I give below the results supplied to me by the Unit. It is not possible, however, to draw any conclusions at all from such evidence since the persons examined constitute only a small proportion of the population and are not necessarily representative of the population as a whole. The information given is in respect of people actually examined during the survey and may, therefore, include persons normally resident in other areas.

| | Male | Female | Total |
|---|-------|--------|-------|
| 1 Examinations carried out | | | |
| (a) Miniature X-rays taken | 1,921 | 984 | 2,905 |
| (b) Number recalled for large film ... | 31 | 13 | 44 |
| 2 Analysis of Provisional Findings | | | |
| (a) Cases of Active Tuberculosis ... | 6 | — | 6 |
| (b) Cases of Inactive Tuberculosis ... | 6 | 1 | 7 |
| (c) Other abnormalities (see below) ... | 13 | 5 | 18 |
| 3 Analysis of Abnormalities other than Tuberculosis (See 2 (c) above) | | | |
| 1 Anatomical abnormalities—congenital | — | 1 | 1 |
| 2 Bronchiectasis | 4 | 1 | 5 |
| 3 Pulmonary Fibrosis Non-Tuberculous | 3 | — | 3 |
| 4 Pneumoconiosis | 3 | — | 3 |
| 5 Pleural Thickening | 2 | — | 2 |
| 6 Abnormalities of Diaphragm and Oesophagus | — | 1 | 1 |
| 7 Cardiovascular lesions: acquired ... | 1 | 2 | 3 |

Cancer

There were fifty-eight deaths during 1961, thirty-three males and twenty-five females, from some form of malignant disease. Ten of the male deaths and two of the female deaths were due to Cancer of the lung.

TABLE 13

MONTHLY NOTIFICATIONS OF INFECTIOUS DISEASES DURING 1961

| Month | Diphtheria | Smallpox | Ophthalmia Neonatorum | Puerperal Pyrexia | Cerebro-Spinal Fever | Pneumonia | Sonne Dysentery | Scarlet Fever | Chicken Pox | Measles | Whooping Cough | Poliomyelitis | Food Poisoning | Encephalitis | Tuberculosis | | Totals |
|-----------|------------|----------|-----------------------|-------------------|----------------------|-----------|-----------------|---------------|-------------|---------|----------------|---------------|----------------|--------------|--------------|-------|--------|
| | | | | | | | | | | | | | | | Lungs | Other | |
| January | ... | ... | ... | ... | ... | 6 | 5 | 1 | 34 | 48 | 7 | — | — | — | 1 | — | 102 |
| February | ... | ... | ... | ... | ... | 10 | 13 | — | 5 | 82 | 5 | — | 2 | 1 | — | — | 118 |
| March | ... | ... | ... | ... | ... | 2 | 4 | — | 8 | 142 | 17 | — | — | — | 2 | — | 175 |
| April | ... | ... | ... | ... | ... | 1 | 1 | 1 | 6 | 102 | 17 | — | — | — | 1 | — | 129 |
| May | ... | ... | ... | ... | ... | 2 | — | 3 | 2 | 39 | 19 | — | — | — | 2 | — | 68 |
| June | ... | ... | ... | ... | ... | — | — | 2 | 6 | 27 | 6 | — | — | — | 1 | — | 42 |
| July | ... | ... | ... | ... | ... | 1 | — | — | 10 | 21 | 1 | 1 | — | — | 3 | — | 37 |
| August | ... | ... | ... | ... | ... | 1 | — | 1 | 10 | 14 | 2 | — | — | — | 3 | — | 31 |
| September | ... | ... | ... | ... | ... | — | — | 2 | 6 | 2 | — | — | — | — | 3 | — | 13 |
| October | ... | ... | ... | ... | ... | 4 | — | 1 | 14 | 3 | — | — | — | — | 2 | — | 24 |
| November | ... | ... | ... | ... | ... | — | — | 2 | 26 | — | 2 | — | — | — | 3 | — | 33 |
| December | ... | ... | ... | ... | ... | — | — | — | 31 | 1 | — | — | — | — | 3 | — | 35 |
| Totals | ... | ... | ... | 1 | ... | 27 | 23 | 13 | 158 | 481 | 76 | 1 | 2 | 1 | 24 | — | 807 |

TABLE 14

**NOTIFIABLE DISEASES (OTHER THAN TUBERCULOSIS)
AND HOSPITAL ADMISSIONS DURING THE YEAR 1961**

| Disease | | | | | Cases Notified | Admitted to Hospital | Total Deaths |
|-------------------------|-----|-----|-----|-----|-------------------|-------------------------|-----------------|
| Measles | ... | ... | ... | ... | 481 | 2 | — |
| Smallpox | ... | ... | ... | ... | — | — | — |
| Scarlet Fever | ... | ... | ... | ... | 13 | — | — |
| Diphtheria | ... | ... | ... | ... | — | — | — |
| Pneumonia | ... | ... | ... | ... | 27 | — | 14 |
| Chickenpox | ... | ... | ... | ... | 158 | — | — |
| Acute Poliomyelitis | ... | ... | ... | ... | 1 | 1 | — |
| Dysentery | ... | ... | ... | ... | 23 | — | — |
| Whooping Cough | ... | ... | ... | ... | 76 | — | — |
| Food Poisoning | ... | ... | ... | ... | 2 | — | — |
| Puerperal Pyrexia | ... | ... | ... | ... | 1 | — | — |
| Paratyphoid Fever | ... | ... | ... | ... | — | — | — |
| Meningococcal Infection | ... | ... | ... | ... | — | — | — |
| Erysipelas | ... | ... | ... | ... | — | — | — |
| Ophthalmia Neonatorum | ... | ... | ... | ... | — | — | — |
| Encephalitis | ... | ... | ... | ... | 1 | 1 | 1 |
| Totals | | | | | 783 | 4 | 15 |

TABLE 15

TUBERCULOSIS—New Cases and Mortality during 1961

| Age Periods | | New Cases | | | | Deaths | | | |
|----------------|-----|-------------|----|-----------------|----|-------------|----|-----------------|----|
| | | Respiratory | | Non-Respiratory | | Respiratory | | Non-Respiratory | |
| | | M. | F. | M. | F. | M. | F. | M. | F. |
| 0 | ... | — | — | — | — | — | — | — | 1 |
| 1 | ... | 1 | 2 | — | — | — | — | — | — |
| 5 | ... | 1 | — | — | — | — | — | — | — |
| 10 | ... | — | 1 | — | — | — | — | — | — |
| 15 | ... | — | 1 | — | — | — | — | — | — |
| 20 | ... | — | 1 | — | — | — | — | — | — |
| 25 | ... | 1 | — | — | — | — | — | — | — |
| 35 | ... | 1 | 3 | — | — | 1 | — | — | — |
| 45 | ... | 5 | 2 | — | — | — | — | — | — |
| 55 | ... | 3 | — | — | — | 1 | — | — | — |
| 65 and upwards | | 2 | — | — | — | 2 | 1 | — | — |
| Totals | | 14 | 10 | — | — | 4 | 1 | — | 1 |

TABLE 16
ANNUAL INCIDENCE OF VARIOUS INFECTIOUS
DISEASES IN BRIGHOUSE

| Year | Scarlet Fever | Diph- theria | Ent'e Fever | Ersyi- pelas | Tuberculosis | | Total | Pneu- monia | Mea- sles | Who'p Cough |
|---------|------------------|-----------------|----------------|-----------------|--------------|-----|-------|----------------|--------------|----------------|
| 1907 | 23 | 37 | 8 | 7 | | | | | | |
| 1908 | 25 | 24 | 6 | 8 | | | | | | |
| 1909 | 124 | 19 | 7 | 7 | | | | | | |
| 1910 | 45 | 12 | 3 | 6 | | | | | | |
| 1911 | 22 | 9 | 5 | 7 | | | | | | |
| 1912 | 56 | 6 | 1 | 7 | | | | | | |
| 1913 | 122 | 6 | 1 | 7 | 62 | 11 | 73 | | | |
| 1914 | 203 | 24 | 3 | 14 | 42 | 12 | 54 | | | |
| 1915 | 60 | 99 | 2 | 16 | 35 | 17 | 52 | | | |
| 1916 | 20 | 36 | 3 | 5 | 24 | 8 | 32 | | | |
| 1917 | 13 | 15 | 1 | 3 | 57 | 16 | 73 | | | |
| 1918 | 22 | 14 | — | 4 | 71 | 8 | 79 | | | |
| 1919 | 39 | 11 | 3 | 7 | 40 | 11 | 51 | | | |
| 1920 | 27 | 13 | — | 13 | 27 | 8 | 35 | 14 | | |
| 1921 | 151 | 13 | — | 3 | 21 | 6 | 27 | 7 | | |
| 1922 | 72 | 8 | 1 | 18 | 17 | 8 | 25 | 14 | | |
| 1923 | 71 | 6 | 1 | 5 | 15 | 9 | 24 | 9 | | |
| 1924 | 65 | 6 | 3 | 3 | 26 | 11 | 37 | 20 | | |
| 1925 | 62 | 2 | 1 | 11 | 22 | 17 | 39 | 13 | | |
| 1926 | 18 | 4 | 1 | 7 | 30 | 14 | 44 | 11 | | |
| 1927 | 15 | 3 | 2 | 2 | 24 | 8 | 32 | 22 | | |
| 1928 | 37 | 3 | 1 | 6 | 22 | 8 | 30 | 8 | | |
| 1929 | 207 | 7 | 6 | 3 | 16 | 9 | 25 | 17 | | |
| 1930 | 179 | 24 | 1 | 4 | 18 | 15 | 33 | 10 | | |
| 1931 | 40 | 19 | 1 | 6 | 21 | 12 | 33 | 14 | | |
| 1932 | 41 | 18 | 3 | 9 | 24 | 7 | 31 | 16 | | |
| 1933 | 38 | 11 | 2 | 11 | 27 | 16 | 43 | 16 | | |
| 1934 | 27 | 15 | 1 | 8 | 5 | 4 | 9 | 5 | | |
| 1935 | 86 | 13 | — | 11 | 13 | 5 | 18 | 12 | | |
| 1936 | 80 | 11 | — | 4 | 15 | 7 | 22 | 7 | | |
| 1937 | 91 | 26 | 1 | 11 | 20 | 8 | 28 | 30 | | |
| 1938 | 70 | 32 | — | 19 | 22 | 11 | 33 | 31 | | |
| 1939 | 36 | 22 | — | 19 | 18 | 6 | 24 | 32 | 3 | 1 |
| 1940 | 28 | 11 | 3 | 17 | 19 | 7 | 26 | 36 | 562 | 23 |
| 1941 | 49 | 27 | 1 | 8 | 18 | 5 | 23 | 23 | 99 | 103 |
| 1942 | 102 | 12 | — | 5 | 14 | 4 | 18 | 18 | 469 | 8 |
| 1943 | 80 | 16 | — | 8 | 22 | 5 | 27 | 25 | 153 | 140 |
| 1944 | 94 | 18 | — | 5 | 12 | 10 | 22 | 19 | 58 | 20 |
| 1945 | 47 | 7 | — | 4 | 17 | 9 | 26 | 9 | 335 | 21 |
| 1946 | 30 | 4 | 2 | 6 | 11 | 2 | 13 | 16 | 9 | 60 |
| 1947 | 51 | 6 | — | 6 | 23 | 4 | 27 | 7 | 460 | 37 |
| 1948 | 42 | 2 | — | 6 | 25 | 8 | 35 | 16 | 117 | 111 |
| 1949 | 37 | 1 | — | 4 | 33 | 2 | 33 | 41 | 520 | 46 |
| 1950 | 46 | 1 | — | 2 | 17 | 6 | 23 | 10 | 153 | 99 |
| 1951 | 68 | — | — | 5 | 26 | 4 | 30 | 31 | 622 | 134 |
| 1952 | 40 | — | — | 1 | 44 | 6 | 50 | 30 | 469 | 98 |
| 1953 | 117 | — | — | 4 | 57 | 3 | 60 | 16 | 177 | 94 |
| 1954 | 26 | — | — | 6 | 24 | 3 | 29 | 18 | 64 | 33 |
| 1955 | 38 | — | — | — | 21 | 2 | 23 | 36 | 695 | 71 |
| 1956 | 23 | — | — | 15 | 26 | 3 | 29 | 37 | 4 | 84 |
| 1957 | 10 | — | — | 2 | 13 | 2 | 15 | 28 | 714 | 19 |
| 1958 | 73 | — | — | 2 | 14 | 1 | 15 | 34 | 47 | 44 |
| 1959 | 59 | — | — | — | 11 | 1 | 12 | 29 | 423 | 1 |
| 1960 | 37 | — | — | 2 | 11 | — | 11 | 21 | 166 | 50 |
| 1961 | 13 | — | — | — | 24 | — | 24 | 27 | 481 | 76 |
| Totals | 3297 | 673 | 74 | 379 | 1218 | 359 | 1577 | 835 | 6800 | 1373 |
| Av'rg's | 59.9 | 12.2 | 1.3 | 6.9 | 24.9 | 7.3 | 32.2 | 19.9 | 295.6 | 59.7 |

TABLE 17
BIRTH RATE, STILL BIRTH RATE AND INFANTILE MORTALITY RATE
FOR 10 YEAR PERIODS FROM 1896

| Decade | Live Births Rate per 1,000 of the Population | | Still Births Rate per 1,000 Total Births | Infantile Mortality Rate | | Total Deaths of Infants from Still Birth and Failure to survive 1st year of life Rate per 1,000 total births |
|-----------|--|----------------------|---|--------------------------|----------------------|--|
| | Brighouse | England and Wales | | Brighouse | England and Wales | |
| 1896-1905 | 23.70 | 28.8 | not known | 139 | 147 | not known |
| 1906-1915 | 18.44 | 24.8 | 49.6 | 94 | 123 | 133.8 |
| 1916-1925 | 15.6 | 20.1 | 47.77 | 81 | 83 | 117.9 |
| 1926-1935 | 12.3 | 15.8 | 54.7 | 63 | 65 | 114 |
| 1936-1945 | 14.35 | 15.4 | 30.48 | 53.97 | 53 | 82.68 |
| 1946-1955 | 15.12 | 16.6 | 21.88 | 28.10 | 31 | 49.31 |
| 1956 | 14.4 | 15.7 | 15.7 | 32.0 | 23.8 | 47.19 |
| 1957 | 14.9 | 16.1 | 8.7 | 19.8 | 23.0 | 28.38 |
| 1958 | 14.3 | 16.4 | 18.0 | 16.0 | 22.5 | 33.71 |
| 1959 | 15.8 | 16.5 | 12.3 | 24.9 | 22.0 | 36.89 |
| 1960 | 14.9 | 17.1 | 15.2 | 17.6 | 21.7 | 32.47 |
| 1961 | 16.2 | 17.4 | 9.9 | 23.9 | 21.4 | 33.53 |

TABLE 18
DEATHS FROM SPECIFIED CAUSES SINCE 1906
BOROUGH OF BRIGHOUSE

| Decade | Maternal Mortality Death Rate per 1,000 Total Births | Deaths from Various Causes—Rates per 1,000 Population | | | | | | | | | | | | All Causes | |
|-----------|--|---|---------------|--------------|-----------------------|------------------------|-----------------|----------------|-------------|--------------|-------|--|-------|------------|-------------------|
| | | Typhoid and Para typhoid Fever | Small- pox | Meas- les | Scar- let Fever | Whoop- ing Cough | Diph- theria | Influ- enza | Can- cer | Tuberculosis | | | Total | B'house | Engl'd & Wales |
| | | | | | | | | | | Lungs | Other | | | | |
| 1906-1915 | 6.38 | 0.05 | 0.00 | 0.30 | 0.06 | 0.17 | 0.25 | 0.12 | 0.93 | 1.29 | 0.41 | | 1.70 | 13.68 | 14.3 |
| 1916-1925 | 5.60 | 0.02 | 0.00 | 0.11 | 0.05 | 0.14 | 0.09 | 0.85 | 1.23 | 1.12 | 0.36 | | 1.48 | 14.71 | 13.3 |
| 1926-1935 | 5.25 | 0.02 | 0.00 | 0.01 | 0.02 | 0.03 | 0.06 | 0.53 | 1.75 | 0.76 | 0.18 | | 0.94 | 13.84 | 12.05 |
| 1936-1945 | 4.16 | 0.01 | 0.00 | 0.01 | 0.01 | 0.04 | 0.04 | 0.24 | 1.95 | 0.43 | 0.11 | | 0.54 | 14.95 | 12.04 |
| 1946-1955 | 0.39 | 0.00 | 0.00 | 0.00 | 0.00 | 0.01 | 0.00 | 0.12 | 2.07 | 0.25 | 0.03 | | 0.28 | 13.64 | 11.58 |
| 1956 | 0.00 | 0.00 | 0.00 | 0.00 | 0.00 | 0.00 | 0.00 | 0.07 | 1.54 | 0.16 | 0.00 | | 0.16 | 13.00 | 11.70 |
| 1957 | 0.00 | 0.00 | 0.00 | 0.00 | 0.00 | 0.00 | 0.00 | 0.07 | 1.87 | 0.00 | 0.00 | | 0.00 | 12.32 | 11.50 |
| 1958 | 0.00 | 0.00 | 0.00 | 0.00 | 0.00 | 0.00 | 0.00 | 0.00 | 2.49 | 0.03 | 0.00 | | 0.03 | 14.89 | 11.70 |
| 1959 | 0.00 | 0.00 | 0.00 | 0.03 | 0.00 | 0.00 | 0.00 | 0.16 | 2.00 | 0.13 | 0.00 | | 0.13 | 12.93 | 11.62 |
| 1960 | 0.00 | 0.00 | 0.00 | 0.00 | 0.00 | 0.00 | 0.00 | 0.00 | 2.13 | 0.03 | 0.03 | | 0.07 | 12.5 | 11.5 |
| 1961 | 0.00 | 0.00 | 0.00 | 0.00 | 0.00 | 0.00 | 0.00 | 0.36 | 1.87 | 0.16 | 0.03 | | 0.19 | 12.4 | 12.0 |

TABLE 19
BOROUGH OF BRIGHOUSE
TOTAL DEATHS FROM CERTAIN SPECIFIED CAUSES, AVERAGE DEATHS PER ANNUM, AND
NOTIFICATIONS AND CASE MORTALITY OF CERTAIN INFECTIOUS DISEASES SINCE 1894

| | Maternal Mortality | | | Typhoid and Paratyphoid Fever | Small-pox | Measles | Scarlet Fever | Whooping Cough | Diphtheria | Influenza | Cancer | Tuberculosis | | |
|---|--------------------|------------------------|-------|-------------------------------|-----------|----------------------------------|---------------|----------------------------------|------------|----------------|---------------------------|------------------|------------------|------------------|
| | Puerperal Sepsis | Other Puerperal Causes | Total | | | | | | | | | Lungs | Other | Total |
| Total Deaths since Incorporation of Borough, 1894 | 20 | 66 | 86 | 45 | 4 | 181 | 68 | 152 | 135 | 458 | 2511 | 1303 | 311 | 1614 |
| Average Deaths Per Annum | 0.29 | 0.97 | 1.25 | 0.66 | 0.06 | 2.66 | 1.00 | 2.24 | 1.99 | 6.88 | 35.93 | 19.16 | 4.57 | 23.73 |
| Total Infectious Diseases Notified | — | — | — | 304 | 164 | Notifiable only since 1939, 6797 | 4305 | Notifiable only since 1939, 1272 | 830 | Not Notifiable | Not an Infectious Disease | 1217 | 358 | 1575 |
| Case Mortality Rate per 100 Cases | — | — | — | 14.80 | 2.44 | 4 d'ths since 1939 | 1.58 | 10 d'ths since 1939 | 16.27 | — | — | 670 | 175 | 845 |
| | | | | | | | | | | | | d'ths since 1913 | d'ths since 1913 | d'ths since 1913 |
| | | | | | | 0.06 | | 0.79 | | | | 55.05 | 48.88 | 53.02 |

| No. for Case Case Number | TABLE 10 DETAILS OF INVESTIGATION OF CASES OF DIPHTHERIA, CHOLERA, AND TYPHOID FEVER | | | | | | | | | | Date of Report | Date of Case |
|-----------------------------|--|-----|-----|------------|------------------------|---------|----------|---------------|-----------|---------|-------------------|-----------------|
| | Place | Age | Sex | Occupation | Duration of Illness | Onset | Course | Complications | Result | Remarks | | |
| 1 | St. Louis | 10 | M | Student | 10 days | Jan. 10 | Recovery | None | Recovered | None | Jan. 20 | 1917 |
| 2 | St. Louis | 15 | F | Housewife | 12 days | Jan. 12 | Recovery | None | Recovered | None | Jan. 22 | 1917 |
| 3 | St. Louis | 20 | M | Student | 10 days | Jan. 10 | Recovery | None | Recovered | None | Jan. 20 | 1917 |
| 4 | St. Louis | 18 | F | Student | 12 days | Jan. 12 | Recovery | None | Recovered | None | Jan. 22 | 1917 |
| 5 | St. Louis | 25 | M | Student | 10 days | Jan. 10 | Recovery | None | Recovered | None | Jan. 20 | 1917 |
| 6 | St. Louis | 12 | F | Student | 10 days | Jan. 10 | Recovery | None | Recovered | None | Jan. 20 | 1917 |
| 7 | St. Louis | 16 | M | Student | 10 days | Jan. 10 | Recovery | None | Recovered | None | Jan. 20 | 1917 |
| 8 | St. Louis | 14 | F | Student | 10 days | Jan. 10 | Recovery | None | Recovered | None | Jan. 20 | 1917 |
| 9 | St. Louis | 18 | M | Student | 10 days | Jan. 10 | Recovery | None | Recovered | None | Jan. 20 | 1917 |
| 10 | St. Louis | 16 | F | Student | 10 days | Jan. 10 | Recovery | None | Recovered | None | Jan. 20 | 1917 |

NOTIFICATION AND CASE MORTALITY OF CERTAIN INFECTIOUS DISEASES SINCE 1911
 1917 DEATHS FROM CERTAIN SPECIFIC CAUSES: TABLE OF DETAILS OF CASES AND
 REMARKS OF EACH CASE

TABLE 20
ANNUAL BIRTHS, STILL BIRTHS AND INFANTILE MORTALITY IN BRIGHOUSE

| Year | Population | Total Births | Stillbirths | | Live Births | | Birth Rate for England and Wales | Deaths of Infants under one year | Infantile Mortality Rate per 1,000 live births | | Total Deaths of Infants from Stillbirth or failure to survive 1st year of life | |
|------|------------|--------------|-------------|----------------------------|-------------|-----------------------------|----------------------------------|----------------------------------|--|-------------------|--|----------------------------|
| | | | No. | Rate per 1000 total Births | No. | Rate per 1000 of population | | | Brighouse | England and Wales | Stillbirths and Deaths under one year of age | Rate per 1000 total births |
| 1907 | 22,280 | 442 | 20 | 45.25 | 422 | 18.94 | 26.3 | 42 | 99 | 116 | 62 | 140.3 |
| 1908 | 22,365 | 475 | 23 | 48.32 | 452 | 20.21 | 26.5 | 47 | 104 | 120 | 70 | 147.6 |
| 1909 | 22,455 | 428 | 17 | 39.72 | 411 | 18.30 | 25.6 | 40 | 97 | 109 | 57 | 133.2 |
| 1910 | 22,520 | 427 | 24 | 56.26 | 403 | 17.89 | 24.8 | 36 | 89 | 105 | 60 | 140.5 |
| 1911 | 20,843 | 391 | 24 | 61.64 | 367 | 17.57 | 24.4 | 29 | 79 | 130 | 53 | 135.5 |
| 1912 | 20,900 | 377 | 18 | 47.74 | 359 | 17.77 | 23.8 | 29 | 81 | 195 | 47 | 124.4 |
| 1913 | 20,960 | 397 | 24 | 60.41 | 373 | 17.79 | 23.9 | 25 | 67 | 108 | 49 | 123.4 |
| 1914 | 21,020 | 398 | 17 | 42.71 | 381 | 18.12 | 23.8 | 29 | 76 | 105 | 46 | 115.1 |
| 1915 | 21,100 | 361 | 16 | 44.32 | 345 | 17.10 | 21.8 | 36 | 104 | 110 | 52 | 144.0 |
| 1916 | 19,748 | 366 | 21 | 57.38 | 345 | 16.06 | 21.6 | 21 | 61 | 91 | 42 | 114.8 |
| 1917 | 19,332 | 310 | 15 | 48.40 | 295 | 13.68 | 17.8 | 26 | 88.4 | 96 | 41 | 132.3 |
| 1918 | 19,364 | | | | 304 | 14.01 | 17.7 | 36 | 118 | 97 | | |
| 1919 | 21,000 | 304 | 11 | 36.18 | 293 | 14.01 | 18.5 | 26 | 88.6 | 89 | 37 | 121.3 |
| 1920 | 20,871 | 445 | 22 | 49.44 | 423 | 20.27 | 25.4 | 31 | 73.16 | 80 | 53 | 119.1 |
| 1921 | 20,610 | 416 | 22 | 52.90 | 394 | 19.12 | 22.4 | 38 | 111.0 | 83 | 60 | 144.2 |
| 1922 | 20,670 | | | | 331 | 16.01 | 20.6 | 31 | 96.6 | 77 | | |
| 1923 | 20,390 | 299 | 14 | 46.82 | 285 | 13.48 | 19.7 | 16 | 56.14 | 69 | 30 | 100.4 |
| 1924 | 20,100 | 314 | 19 | 60.51 | 295 | 14.66 | 18.8 | 13 | 44 | 75 | 32 | 101.9 |
| 1925 | 19,920 | 303 | 9 | 29.70 | 294 | 14.70 | 18.3 | 24 | 81.6 | 75 | 33 | 108.9 |
| 1926 | 19,440 | 311 | 17 | 54.66 | 294 | 15.1 | 17.8 | 14 | 47 | 70 | 31 | 99.7 |
| 1927 | 19,380 | 267 | 11 | 41.20 | 256 | 13.2 | 16.7 | 23 | 90 | 69 | 34 | 127.3 |
| 1928 | 19,460 | 264 | 12 | 45.45 | 252 | 12.9 | 16.7 | 11 | 44 | 65 | 23 | 87.1 |
| 1929 | 19,640 | 267 | 18 | 67.41 | 249 | 12.1 | 16.3 | 20 | 80 | 74 | 38 | 142.3 |
| 1930 | 19,640 | 242 | 15 | 61.16 | 227 | 11.6 | 16.3 | 16 | 75 | 60 | 31 | 128.1 |
| 1931 | 19,940 | 219 | 14 | 63.9 | 205 | 10.3 | 15.8 | 15 | 73.2 | 66 | 29 | 132.4 |
| 1932 | 19,740 | 263 | 8 | 30.4 | 255 | 12.9 | 15.3 | 20 | 78.4 | 65 | 28 | 106.4 |
| 1933 | 19,670 | 213 | 8 | 37.6 | 205 | 10.4 | 14.4 | 10 | 48.4 | 64 | 18 | 84.5 |
| 1934 | 19,550 | 266 | 16 | 64.00 | 250 | 12.78 | 14.8 | 15 | 64.00 | 59 | 31 | 116.6 |
| 1935 | 19,510 | 258 | 21 | 81.40 | 237 | 12.15 | 14.7 | 9 | 37.97 | 57 | 30 | 116.3 |
| 1936 | 19,430 | 231 | 7 | 30.30 | 224 | 11.53 | 14.8 | 19 | 84.82 | 59 | 26 | 112.1 |
| 1937 | 30,120 | 425 | 18 | 42.35 | 407 | 13.51 | 14.9 | 17 | 41.77 | 58 | 35 | 82.4 |
| 1938 | 30,140 | 453 | 19 | 41.94 | 434 | 14.4 | 15.1 | 20 | 46.08 | 53 | 39 | 86.1 |
| 1939 | 29,900 | 441 | 19 | 43.08 | 422 | 14.1 | 15.0 | 17 | 40.28 | 50 | 36 | 81.6 |
| 1940 | 29,540 | 365 | 11 | 30.10 | 354 | 11.98 | 14.6 | 27 | 76.27 | 55 | 38 | 104.1 |
| 1941 | 29,680 | 407 | 16 | 39.31 | 391 | 13.17 | 14.2 | 29 | 74.16 | 59 | 45 | 110.5 |
| 1942 | 29,170 | 458 | 10 | 21.83 | 448 | 15.35 | 15.8 | 20 | 44.64 | 49 | 30 | 65.5 |
| 1943 | 28,500 | 474 | 6 | 12.66 | 468 | 16.42 | 16.5 | 20 | 42.73 | 49 | 26 | 54.8 |
| 1944 | 27,840 | 519 | 15 | 28.9 | 504 | 18.10 | 17.6 | 29 | 57.54 | 46 | 44 | 84.78 |
| 1945 | 27,540 | 420 | 6 | 14.29 | 414 | 15.03 | 16.1 | 13 | 31.4 | 46 | 19 | 45.24 |
| 1946 | 29,810 | 516 | 13 | 25.19 | 503 | 16.87 | 19.1 | 17 | 33.79 | 43 | 30 | 57.95 |
| 1947 | 30,350 | 572 | 22 | 38.46 | 550 | 18.12 | 20.5 | 22 | 40.00 | 41 | 44 | 76.92 |
| 1948 | 30,810 | 524 | 14 | 26.72 | 510 | 16.55 | 17.9 | 20 | 39.22 | 34 | 34 | 64.88 |
| 1949 | 30,760 | 514 | 9 | 17.51 | 505 | 16.45 | 16.7 | 12 | 23.76 | 32 | 21 | 40.86 |
| 1950 | 30,710 | 461 | 6 | 13.02 | 455 | 14.81 | 15.8 | 11 | 24.22 | 30 | 17 | 36.88 |
| 1951 | 30,500 | 463 | 13 | 28.0 | 450 | 14.75 | 15.5 | 11 | 24.44 | 30 | 24 | 51.84 |
| 1952 | 30,420 | 413 | 9 | 21.8 | 404 | 13.3 | 15.3 | 9 | 22.3 | 28 | 18 | 43.58 |
| 1953 | 30,370 | 414 | 6 | 14.5 | 408 | 13.4 | 15.5 | 10 | 24.5 | 27 | 16 | 38.65 |
| 1954 | 30,400 | 421 | 8 | 19.0 | 413 | 13.6 | 15.2 | 11 | 26.6 | 26 | 19 | 45.11 |
| 1955 | 30,360 | 412 | 6 | 14.6 | 406 | 13.4 | 15.0 | 9 | 22.2 | 25 | 15 | 36.41 |
| 1956 | 30,490 | 445 | 7 | 15.7 | 438 | 14.4 | 15.7 | 14 | 32.0 | 24 | 21 | 47.19 |
| 1957 | 30,500 | 458 | 4 | 8.7 | 454 | 14.9 | 16.1 | 9 | 19.8 | 23 | 13 | 28.38 |
| 1958 | 30,490 | 445 | 8 | 18.0 | 437 | 14.3 | 16.4 | 7 | 16.0 | 22.5 | 15 | 33.71 |
| 1959 | 30,460 | 488 | 6 | 12.3 | 482 | 15.8 | 16.5 | 12 | 24.9 | 22.0 | 18 | 36.89 |
| 1960 | 30,570 | 462 | 7 | 15.2 | 455 | 14.9 | 17.1 | 8 | 17.6 | 21.7 | 15 | 32.47 |
| 1961 | 30,980 | 507 | 5 | 9.9 | 502 | 16.2 | 17.4 | 12 | 23.9 | 21.4 | 17 | 33.53 |

TABLE 21
ANNUAL DEATHS FROM SPECIFIED CAUSES IN BRIGHOUSE

| Year | Population | Maternal Deaths | | | Number of Deaths from Various Causes and Rates per 1,000 of Population | | | | | | | | | | | | | | | | | | | |
|------|------------|-------------------|------------------|--|--|------|-----------|------|--------|------|-----------|--------|-----------------------------------|------|------------------------------------|------|--------------|------|-------|------|-------|------|------------|-------|
| | | Puer-peral Sepsis | Other Puer-peral | Total Death Rate per 1000 Total Births | Whooping Cough | | Influenza | | Cancer | | Pneumonia | | Diseases of Heart and Circulation | | Vascular Lesions of Nervous System | | Tuberculosis | | | | | | All Causes | |
| | | | | | | | | | | | | | | | | | Lungs | | Other | | Total | | | |
| | | | | | No. | Rate | No. | Rate | No. | Rate | No. | Rate | No. | Rate | No. | Rate | No. | Rate | No. | Rate | No. | Rate | No. | Rate |
| 1907 | 22,280 | — | 1 | 2.37 | 9 | 0.39 | 5 | 0.22 | 15 | 0.67 | 26 | 1.16 | 40 | 1.80 | 17 | 0.76 | 25 | 1.12 | 6 | 0.26 | 31 | 1.38 | 298 | 13.37 |
| 1908 | 22,365 | — | 1 | 2.21 | — | 0.00 | 6 | 0.26 | 20 | 0.89 | 31 | 1.38 | 46 | 2.06 | 13 | 5.81 | 31 | 1.38 | 11 | 0.49 | 42 | 1.87 | 320 | 14.30 |
| 1909 | 22,455 | — | 2 | 7.29 | 8 | 0.35 | 7 | 0.31 | 16 | 0.71 | 29 | 1.29 | 33 | 1.47 | 25 | 1.11 | 26 | 1.15 | 5 | 0.22 | 31 | 1.37 | 283 | 12.60 |
| 1910 | 22,520 | — | 3 | 7.46 | 5 | 0.22 | 2 | 0.09 | 27 | 1.20 | 18 | 0.80 | 24 | 1.07 | 19 | 0.84 | 24 | 1.06 | 10 | 0.44 | 34 | 1.50 | 264 | 11.72 |
| 1911 | 20,843 | 1 | 1 | 5.44 | 2 | 0.10 | 3 | 0.14 | 14 | 0.67 | 18 | 0.86 | 35 | 1.68 | 16 | 0.77 | 24 | 1.14 | 10 | 0.48 | 34 | 1.62 | 258 | 12.53 |
| 1912 | 20,900 | 1 | 1 | 5.57 | 3 | 0.15 | — | 0.00 | 25 | 1.19 | 11 | 0.53 | 37 | 1.77 | 20 | 0.96 | 27 | 1.24 | 9 | 0.43 | 36 | 1.67 | 294 | 14.06 |
| 1913 | 20,960 | 1 | 2 | 8.04 | — | 0.00 | 1 | 0.05 | 18 | 0.85 | 29 | 1.38 | 39 | 1.86 | 11 | 0.52 | 39 | 1.91 | 6 | 0.28 | 45 | 2.19 | 284 | 13.55 |
| 1914 | 21,020 | 1 | 2 | 7.87 | 6 | 0.28 | — | 0.00 | 27 | 1.28 | 14 | 0.67 | 43 | 2.05 | 11 | 0.52 | 34 | 1.62 | 9 | 0.42 | 43 | 2.04 | 290 | 13.80 |
| 1915 | 21,100 | 1 | 2 | 8.69 | — | 0.00 | 4 | 0.17 | 18 | 0.89 | 27 | 1.34 | 49 | 2.43 | 22 | 1.09 | 22 | 1.04 | 11 | 0.52 | 33 | 1.56 | 331 | 16.40 |
| 1916 | 19,748 | 1 | 1 | 5.79 | 2 | 0.10 | 4 | 0.17 | 30 | 1.51 | 17 | 0.86 | 42 | 2.13 | 23 | 1.16 | 27 | 1.42 | 12 | 0.60 | 39 | 2.02 | 316 | 16.05 |
| 1917 | 19,332 | 1 | 2 | 10.16 | — | 0.00 | 8 | 0.38 | 19 | 1.03 | 32 | 1.66 | 37 | 1.91 | 18 | 0.93 | 19 | 0.93 | 12 | 0.60 | 31 | 1.53 | 299 | 15.51 |
| 1918 | 19,364 | 1 | 1 | 6.57 | 15 | 0.77 | 59 | 3.04 | 22 | 1.13 | 27 | 1.39 | 45 | 2.32 | 22 | 1.14 | 32 | 1.65 | 7 | 0.35 | 39 | 2.00 | 373 | 19.26 |
| 1919 | 21,000 | — | 2 | 6.82 | — | 0.00 | 28 | 1.39 | 20 | 0.99 | 10 | 0.50 | 41 | 2.04 | 22 | 1.10 | 26 | 1.31 | 6 | 0.29 | 32 | 1.59 | 295 | 14.60 |
| 1920 | 20,871 | — | — | 0.00 | — | 0.00 | 4 | 0.19 | 28 | 1.34 | 24 | 1.15 | 42 | 2.01 | 23 | 1.10 | 23 | 1.10 | 5 | 0.24 | 28 | 1.34 | 271 | 12.98 |
| 1921 | 20,610 | — | — | — | 3 | 0.14 | 7 | 0.34 | 19 | 0.91 | 21 | 1.01 | 39 | 1.89 | 18 | 0.87 | 19 | 0.91 | 7 | 0.34 | 26 | 1.25 | 263 | 12.76 |
| 1922 | 20,670 | — | 2 | 6.04 | 1 | 0.05 | 19 | 0.92 | 25 | 1.21 | 19 | 0.92 | 31 | 1.45 | 16 | 0.77 | 18 | 0.87 | 6 | 0.29 | 24 | 1.16 | 265 | 12.82 |
| 1923 | 20,390 | 1 | 1 | 7.01 | 3 | 0.15 | 9 | 0.44 | 21 | 1.03 | 15 | 0.74 | 45 | 2.21 | 31 | 1.52 | 21 | 1.03 | 6 | 0.29 | 27 | 1.32 | 272 | 13.33 |
| 1924 | 20,100 | — | 1 | 3.38 | 3 | 0.15 | 23 | 1.14 | 28 | 1.38 | 19 | 0.95 | 39 | 1.84 | 19 | 0.95 | 23 | 1.14 | 7 | 0.34 | 30 | 1.48 | 283 | 14.08 |
| 1925 | 19,920 | 1 | 2 | 10.20 | 1 | 0.05 | 10 | 0.50 | 35 | 1.81 | 16 | 0.80 | 49 | 2.46 | 25 | 1.23 | 17 | 0.85 | 6 | 0.30 | 23 | 1.15 | 314 | 15.70 |
| 1926 | 19,440 | — | — | 0.00 | — | 0.00 | 10 | 0.51 | 36 | 1.85 | 17 | 0.87 | 39 | 2.01 | 17 | 0.87 | 20 | 1.02 | 5 | 0.25 | 25 | 1.27 | 257 | 13.2 |
| 1927 | 19,380 | — | 1 | 3.90 | — | 0.00 | 25 | 1.29 | 34 | 1.75 | 17 | 0.81 | 46 | 2.37 | 27 | 1.40 | 20 | 1.02 | 6 | 0.31 | 26 | 1.33 | 297 | 15.3 |
| 1928 | 19,460 | — | — | 0.00 | — | 0.00 | 6 | 0.31 | 20 | 1.03 | 15 | 0.77 | 52 | 2.67 | 18 | 0.92 | 17 | 0.87 | 4 | 0.20 | 21 | 1.07 | 243 | 12.5 |
| 1929 | 19,640 | — | 1 | 4.01 | 1 | 0.05 | 24 | 1.22 | 36 | 1.83 | 27 | 1.37 | 55 | 2.80 | 29 | 1.47 | 18 | 0.91 | 6 | 0.30 | 24 | 1.21 | 308 | 15.7 |
| 1930 | 19,640 | — | 2 | 8.80 | 2 | 0.10 | 3 | 0.15 | 39 | 1.98 | 16 | 0.81 | 58 | 2.95 | 22 | 1.12 | 13 | 0.66 | 1 | 0.05 | 14 | 0.71 | 266 | 13.5 |
| 1931 | 19,940 | — | 1 | 4.60 | 1 | 0.05 | 5 | 0.25 | 35 | 1.75 | 20 | 1.03 | 45 | 2.26 | 23 | 1.15 | 15 | 0.75 | 6 | 0.30 | 21 | 1.05 | 273 | 13.7 |
| 1932 | 19,740 | 1 | 1 | 7.60 | 1 | 0.05 | 13 | 0.65 | 31 | 1.57 | 9 | 0.46 | 94 | 4.76 | 17 | 0.86 | 12 | 0.61 | 2 | 0.10 | 14 | 0.71 | 266 | 13.4 |
| 1933 | 19,670 | — | 1 | 4.70 | 1 | 0.05 | 10 | 0.58 | 35 | 1.74 | 18 | 0.92 | 106 | 5.39 | 18 | 0.92 | 12 | 0.61 | 1 | 0.05 | 13 | 0.66 | 283 | 14.4 |
| 1934 | 19,550 | 1 | 3 | 15.04 | — | 0.00 | 3 | 0.15 | 40 | 2.05 | 12 | 0.61 | 92 | 4.71 | 24 | 1.22 | 11 | 0.56 | 2 | 0.10 | 13 | 0.66 | 274 | 14.0 |
| 1935 | 19,510 | — | 1 | 3.88 | — | 0.00 | 3 | 0.15 | 38 | 1.90 | 14 | 0.72 | 89 | 4.56 | 7 | 0.36 | 11 | 0.56 | 2 | 0.10 | 13 | 0.66 | 247 | 12.7 |
| 1936 | 19,430 | 3 | — | 12.99 | 2 | 0.10 | 4 | 0.20 | 38 | 1.96 | 17 | 0.87 | 108 | 5.56 | 12 | 0.62 | 8 | 0.41 | 4 | 0.20 | 12 | 0.61 | 294 | 15.13 |
| 1937 | 30,120 | 1 | — | 2.35 | 1 | 0.03 | 24 | 0.79 | 55 | 1.83 | 15 | 0.50 | 164 | 5.44 | 24 | 0.80 | 17 | 0.56 | 4 | 0.13 | 21 | 0.69 | 447 | 14.84 |
| 1938 | 30,140 | — | 1 | 2.21 | — | 0.00 | 3 | 0.09 | 52 | 1.73 | 14 | 0.46 | 183 | 6.07 | 14 | 0.46 | 10 | 0.33 | 4 | 0.13 | 14 | 0.46 | 474 | 13.4 |
| 1939 | 29,900 | 2 | — | 4.53 | — | 0.00 | 4 | 0.13 | 61 | 2.04 | 7 | 0.23 | 228 | 7.63 | 46 | 1.54 | 14 | 0.47 | 3 | 0.10 | 17 | 0.57 | 476 | 15.92 |
| 1940 | 29,540 | — | — | 0.00 | — | 0.00 | 9 | 0.30 | 47 | 1.59 | 18 | 0.61 | 126 | 4.27 | 76 | 2.57 | 10 | 0.34 | 4 | 0.14 | 14 | 0.47 | 462 | 15.67 |
| 1941 | 29,680 | — | — | 2.46 | 2 | 0.06 | 5 | 0.16 | 56 | 1.88 | 19 | 0.64 | 130 | 4.38 | 67 | 2.26 | 14 | 0.40 | 3 | 0.07 | 17 | 0.40 | 446 | 15.02 |
| 1942 | 29,170 | — | 1 | 2.18 | — | 0.00 | 3 | 0.10 | 47 | 1.61 | 13 | 0.45 | 124 | 4.25 | 43 | 1.47 | 13 | 0.44 | 5 | 0.17 | 18 | 0.62 | 394 | 13.5 |
| 1943 | 28,500 | 1 | 4 | 10.55 | 4 | 0.14 | 16 | 0.56 | 77 | 2.70 | 12 | 0.42 | 141 | 4.95 | 65 | 2.28 | 15 | 0.54 | 1 | 0.03 | 16 | 0.55 | 457 | 16.38 |
| 1944 | 27,840 | 1 | — | 1.93 | 2 | 0.07 | 1 | 0.03 | 52 | 1.87 | 11 | 0.40 | 114 | 4.95 | 56 | 2.01 | 12 | 0.43 | 2 | 0.07 | 14 | 0.50 | 403 | 14.47 |
| 1945 | 27,540 | — | 1 | 2.38 | — | 0.00 | 2 | 0.07 | 65 | 2.36 | 12 | 0.44 | 153 | 5.56 | 60 | 2.18 | 12 | 0.43 | 1 | 0.04 | 13 | 0.47 | 418 | 15.18 |
| 1946 | 29,810 | — | — | 0.00 | 1 | 0.03 | 3 | 0.10 | 72 | 2.42 | 10 | 0.34 | 142 | 4.76 | 62 | 2.08 | 12 | 0.40 | 1 | 0.03 | 13 | 0.43 | 430 | 14.42 |
| 1947 | 30,350 | — | 1 | 1.75 | — | 0.00 | 1 | 0.03 | 55 | 1.81 | 10 | 0.33 | 166 | 5.47 | 58 | 1.91 | 13 | 0.43 | 1 | 0.03 | 14 | 0.46 | 422 | 13.90 |
| 1948 | 30,810 | — | — | — | 1 | 0.03 | — | 0.00 | 63 | 2.04 | 12 | 0.39 | 170 | 5.52 | 58 | 1.88 | 13 | 0.42 | 2 | 0.06 | 15 | 0.48 | 437 | 14.18 |
| 1949 | 30,760 | — | — | — | — | 0.00 | 13 | 0.42 | 65 | 2.11 | 7 | 0.23 | 167 | 5.43 | 57 | 1.85 | 15 | 0.49 | 2 | 0.06 | 17 | 0.55 | 433 | 14.08 |
| 1950 | 30,710 | — | — | — | 1 | 0.03 | 2 | 0.06 | 79 | 2.24 | 6 | 0.19 | 188 | 6.12 | 59 | 1.92 | 1 | 0.03 | 2 | 0.06 | 3 | 0.09 | 430 | 14.00 |
| 1951 | 30,500 | — | 1 | 2.16 | — | 0.00 | 13 | 0.42 | 56 | 1.83 | 17 | 0.55 | 189 | 6.20 | 64 | 2.10 | 7 | 0.23 | 1 | 0.03 | 8 | 0.26 | 453 | 14.85 |
| 1952 | 30,420 | — | — | — | — | 0.00 | — | 0.00 | 74 | 2.10 | 8 | 0.26 | 152 | 5.00 | 62 | 2.04 | 4 | 0.13 | — | 0.00 | 4 | 0.13 | 388 | 12.8 |
| 1953 | 30,370 | — | — | — | — | 0.00 | 3 | 0.10 | 59 | 2.01 | 15 | 0.49 | 146 | 4.81 | 65 | 2.14 | 8 | 0.26 | — | 0.00 | 8 | 0.26 | 394 | 13.0 |
| 1954 | 30,400 | — | — | — | — | 0.00 | 1 | 0.03 | 54 | 1.77 | 7 | 0.23 | 156 | 5.13 | 47 | 1.55 | 2 | 0.07 | — | 0.00 | 2 | 0.07 | 370 | 12.2 |
| 1955 | 30,360 | — | — | — | — | 0.00 | 1 | 0.03 | 61 | 2.01 | 10 | 0.33 | 156 | 5.14 | 74 | 2.44 | 1 | 0.03 | — | 0.00 | 1 | 0.03 | 396 | 13.04 |
| 1956 | 30,490 | — | — | — | — | 0.00 | 2 | 0.07 | 47 | 1.54 | 15 | 0.49 | 174 | 5.71 | 59 | 1.94 | 5 | 0.16 | — | 0.00 | 5 | 0.16 | 395 | 13.0 |
| 1957 | 30,500 | — | — | — | — | 0.00 | 2 | 0.07 | 57 | 1.87 | 14 | 0.46 | 156 | 5.11 | 62 | 2.03 | — | 0.00 | — | 0.00 | — | 0.00 | 375 | 12.3 |
| 1958 | 30,490 | — | — | — | — | 0.00 | — | 0.00 | 76 | 2.49 | 14 | 0.46</ | | | | | | | | | | | | |

ANNUAL REPORT OF THE CHIEF PUBLIC HEALTH
INSPECTOR, PUBLIC CLEANSING AND
SALVAGE OFFICER FOR THE YEAR 1961

TO HIS WORSHIP THE MAYOR, ALDERMEN AND COUNGILLORS
OF THE BOROUGH OF BRIGHOUSE

I have pleasure in submitting my sixth Annual Report on the Environmental Health and Public Cleansing Services for the year 1961. As is customary, the portion of the report dealing with the former service is in respect of the calendar year while that for the Cleansing Service is in respect of the financial year ending 31st March, 1962.

The Department was once again one inspector below establishment for the whole of the year but from a perusal of the pages that follow it may appear, at a cursory glance, that all sections of the work have been covered. While it is true that no section has been neglected, nevertheless, it has not been possible to give the attention that I should have liked to be given, and which should be given, to much of the work and in particular to routine inspections of food premises.

On the Cleansing side the period was uneventful but each year ever bulkier refuse makes collection and disposal more difficult and costly.

I should like to take this opportunity of thanking all the staff and workpeople of the Department, without whose loyal and reliable services the results given in the following pages would not have been possible.

Finally I wish, once again, to thank the Chairman, Vice-Chairman and Members of the Health Committee for their continued confidence, interest and support during the year. I also wish to record my appreciation of the help and encouragement of Dr. Appleton and to thank the other Chief Officers of the Council and members of their Departments to whom on many occasions I, and Members of my staff, have turned for information or advice or assistance.

I am, Mr. Mayor, Ladies and Gentlemen,

Your obedient servant,

W. JENNINGS,

Chief Public Health Inspector
Public Cleansing and Salvage Officer.

ANNUAL REPORT OF THE COMMISSIONER OF THE GENERAL LAND OFFICE
FOR THE YEAR 1890

THE COMMISSIONER OF THE GENERAL LAND OFFICE
WASHINGTON, D. C.

THE GENERAL LAND OFFICE has the honor to acknowledge the receipt of the report of the Commissioner of the General Land Office for the year 1890, and to express its appreciation of the thorough and complete manner in which the duties of the office have been performed.

The report of the Commissioner of the General Land Office for the year 1890 is a most valuable and interesting document, and it is a pleasure to find that the office has been able to accomplish so much in the way of land management and disposal during the year. The report contains a full and complete statement of the work of the office, and it is a pleasure to find that the office has been able to accomplish so much in the way of land management and disposal during the year.

The report of the Commissioner of the General Land Office for the year 1890 is a most valuable and interesting document, and it is a pleasure to find that the office has been able to accomplish so much in the way of land management and disposal during the year.

The report of the Commissioner of the General Land Office for the year 1890 is a most valuable and interesting document, and it is a pleasure to find that the office has been able to accomplish so much in the way of land management and disposal during the year.

The report of the Commissioner of the General Land Office for the year 1890 is a most valuable and interesting document, and it is a pleasure to find that the office has been able to accomplish so much in the way of land management and disposal during the year.

The report of the Commissioner of the General Land Office for the year 1890 is a most valuable and interesting document, and it is a pleasure to find that the office has been able to accomplish so much in the way of land management and disposal during the year.

The report of the Commissioner of the General Land Office for the year 1890 is a most valuable and interesting document, and it is a pleasure to find that the office has been able to accomplish so much in the way of land management and disposal during the year.

The report of the Commissioner of the General Land Office for the year 1890 is a most valuable and interesting document, and it is a pleasure to find that the office has been able to accomplish so much in the way of land management and disposal during the year.

SANITARY INSPECTION OF DISTRICT

(A)—Inspections

| | | | | | | |
|---|-----|-----|-----|-----|-----|--------|
| Total Number of Inspections ... | ... | ... | ... | ... | ... | 12,862 |
| PUBLIC HEALTH ACTS | | | | | | |
| Nuisances—Dwellinghouses ... | ... | ... | ... | ... | ... | 303 |
| other premises, etc. ... | ... | ... | ... | ... | ... | 114 |
| Re-inspections—Dwellinghouses ... | ... | ... | ... | ... | ... | 572 |
| others ... | ... | ... | ... | ... | ... | 221 |
| Drainage—obstructed drains/sewers ... | ... | ... | ... | ... | ... | 340 |
| Inspections—existing drainage ... | ... | ... | ... | ... | ... | 439 |
| new drainage ... | ... | ... | ... | ... | ... | 118 |
| Smoke Tests ... | ... | ... | ... | ... | ... | 9 |
| Water Tests ... | ... | ... | ... | ... | ... | 24 |
| Colour Tests ... | ... | ... | ... | ... | ... | 330 |
| Olefactory Tests ... | ... | ... | ... | ... | ... | 7 |
| Cesspools and unsewered premises ... | ... | ... | ... | ... | ... | 136 |
| Cleanliness of Houses ... | ... | ... | ... | ... | ... | 14 |
| Conversions ... | ... | ... | ... | ... | ... | 174 |
| Disinfections, re ... | ... | ... | ... | ... | ... | 9 |
| Disinfestations, re ... | ... | ... | ... | ... | ... | 43 |
| Hairdressers and Barbers ... | ... | ... | ... | ... | ... | 17 |
| Heating Appliances and Fireguards Act, 1952 ... | ... | ... | ... | ... | ... | 1 |
| Hotels and Places of Entertainment— | | | | | | |
| Sanitary Accommodation ... | ... | ... | ... | ... | ... | 39 |
| Infectious Disease Enquiries ... | ... | ... | ... | ... | ... | 27 |
| Infestation—(except rodents) ... | ... | ... | ... | ... | ... | 93 |
| Keeping of Animals ... | ... | ... | ... | ... | ... | 30 |
| Moveable Dwellings ... | ... | ... | ... | ... | ... | 41 |
| Noise Nuisances ... | ... | ... | ... | ... | ... | 23 |
| Public Conveniences ... | ... | ... | ... | ... | ... | 391 |
| Rivers, Streams, etc.—pollution ... | ... | ... | ... | ... | ... | 30 |
| Water Supply—visits, re ... | ... | ... | ... | ... | ... | 44 |
| Water Samples—Bacteriological ... | ... | ... | ... | ... | ... | 73 |
| Swimming Bath Samples—Bacteriological ... | ... | ... | ... | ... | ... | 24 |
| Chemical ... | ... | ... | ... | ... | ... | 1 |
| Schools—Sanitary Accommodation ... | ... | ... | ... | ... | ... | 3 |
| PUBLIC CLEANSING SERVICE | | | | | | |
| Refuse Collection ... | ... | ... | ... | ... | ... | 504 |
| Refuse Disposal ... | ... | ... | ... | ... | ... | 533 |
| HOUSING ACTS | | | | | | |
| Inspections—Standard Grants ... | ... | ... | ... | ... | ... | 377 |
| Housing Consol. Regulations ... | ... | ... | ... | ... | ... | 70 |
| Re Overcrowding ... | ... | ... | ... | ... | ... | 2 |
| Re Rehousing ... | ... | ... | ... | ... | ... | 88 |

| | | | | | | | | |
|---|-----|-----|-----|-----|-----|-----|-----|-------|
| Survey | ... | ... | ... | ... | ... | ... | ... | 102 |
| Re-inspections | ... | ... | ... | ... | ... | ... | ... | 309 |
| PREVENTION OF DAMAGE BY PESTS ACT, 1949 | | | | | | | | |
| Visits | ... | ... | ... | ... | ... | ... | ... | 732 |
| Re-visits | ... | ... | ... | ... | ... | ... | ... | 47 |
| DISEASES OF ANIMALS ACTS | | | | | | | | |
| Disease, re | ... | ... | ... | ... | ... | ... | ... | 14 |
| Waste Food Plants | ... | ... | ... | ... | ... | ... | ... | 15 |
| CLEAN AIR ACT, 1956 | | | | | | | | |
| Smoke Observations | ... | ... | ... | ... | ... | ... | ... | 207 |
| Grit Observations | ... | ... | ... | ... | ... | ... | ... | 2 |
| Petri Dish Survey | ... | ... | ... | ... | ... | ... | ... | 565 |
| Plant Visits | ... | ... | ... | ... | ... | ... | ... | 106 |
| Interviews | ... | ... | ... | ... | ... | ... | ... | 188 |
| Smoke Control Areas—survey and work in progress | ... | ... | ... | ... | ... | ... | ... | 1,741 |
| Smoke Observations | ... | ... | ... | ... | ... | ... | ... | 21 |
| Grit Nuisances | ... | ... | ... | ... | ... | ... | ... | 1 |
| Smoke Nuisances | ... | ... | ... | ... | ... | ... | ... | 6 |
| Pollution Gauges | ... | ... | ... | ... | ... | ... | ... | 40 |
| FACTORIES ACT, 1937 | | | | | | | | |
| Part I | ... | ... | ... | ... | ... | ... | ... | 68 |
| Outworkers | ... | ... | ... | ... | ... | ... | ... | 9 |
| SHOPS ACT, 1950 | | | | | | | | |
| Visits | ... | ... | ... | ... | ... | ... | ... | 6 |
| FOOD AND DRUGS ACT, 1955 | | | | | | | | |
| Bakehouses | ... | ... | ... | ... | ... | ... | ... | 18 |
| Butchers | ... | ... | ... | ... | ... | ... | ... | 53 |
| Confectionary and Sweet Shops | ... | ... | ... | ... | ... | ... | ... | 48 |
| Fried Fish Shops | ... | ... | ... | ... | ... | ... | ... | 47 |
| Greengrocers, Fishmongers, etc. | ... | ... | ... | ... | ... | ... | ... | 55 |
| Grocery and General | ... | ... | ... | ... | ... | ... | ... | 162 |
| Hotel Cafe and Canteen Kitchens | ... | ... | ... | ... | ... | ... | ... | 86 |
| Licensed Premises and Clubs | ... | ... | ... | ... | ... | ... | ... | 47 |
| Other Food Preparing Premises | ... | ... | ... | ... | ... | ... | ... | 21 |
| Ice Cream—Manufacturers | ... | ... | ... | ... | ... | ... | ... | 11 |
| Selling Points | ... | ... | ... | ... | ... | ... | ... | 14 |
| Retail Delivery Vehicles | ... | ... | ... | ... | ... | ... | ... | 4 |
| Market Inspections | ... | ... | ... | ... | ... | ... | ... | 95 |
| Food Hawkers—Vehicles | ... | ... | ... | ... | ... | ... | ... | 11 |
| Premises | ... | ... | ... | ... | ... | ... | ... | 2 |
| Unsound Food, re | ... | ... | ... | ... | ... | ... | ... | 41 |

| | | | | | | |
|---------------------------------|-----|-----|-----|-----|-----|-------|
| Miscellaneous Food Visits | ... | ... | ... | ... | ... | 13 |
| Slaughterhouse | ... | ... | ... | ... | ... | 579 |
| Sampling—Milk : Bacteriological | ... | ... | ... | ... | ... | 441 |
| Chemical | ... | ... | ... | ... | ... | 24 |
| Ice Cream—Bacteriological | ... | ... | ... | ... | ... | 21 |
| Ice Lollies—Bacteriological | ... | ... | ... | ... | ... | 11 |
| Food Containers—Bacteriological | ... | ... | ... | ... | ... | 12 |
| Other Foods—Bacteriological | ... | ... | ... | ... | ... | 14 |
| Automatic Food Dispenser | ... | ... | ... | ... | ... | 1 |
| Visits to Laboratory | ... | ... | ... | ... | ... | 56 |
| Milk and Dairies | ... | ... | ... | ... | ... | 64 |
| Meetings and Interviews re Work | ... | ... | ... | ... | ... | 459 |
| Court Attendances | ... | ... | ... | ... | ... | 3 |
| Miscellaneous Visits | ... | ... | ... | ... | ... | 1,006 |

**(B)—SUMMARY OF REPAIRS AND SANITARY
IMPROVEMENTS EFFECTED, 1961**

INTERIOR OF HOUSES

| | | | | | | |
|--|-----|-----|-----|-----|-----|----|
| Burst water pipes repaired | ... | ... | ... | ... | ... | 3 |
| Walls replastered | ... | ... | ... | ... | ... | 8 |
| Steps taken to combat dampness | ... | ... | ... | ... | ... | 39 |
| Defective doors renewed or repaired | ... | ... | ... | ... | ... | 1 |
| Water gaining access to house abated | ... | ... | ... | ... | ... | 23 |
| Flue to chimney repaired | ... | ... | ... | ... | ... | 2 |
| Ceilings replastered | ... | ... | ... | ... | ... | 3 |
| Smoke nuisances abated | ... | ... | ... | ... | ... | 5 |
| Fireplaces repaired | ... | ... | ... | ... | ... | 1 |
| Glazed sinks provided in lieu of stone sinks | ... | ... | ... | ... | ... | 5 |
| Sinks renewed | ... | ... | ... | ... | ... | 1 |
| Defective floors repaired | ... | ... | ... | ... | ... | 7 |
| Sash cords renewed or provided | ... | ... | ... | ... | ... | 1 |

EXTERIOR OF HOUSES

| | | | | | | |
|----------------------------------|-----|-----|-----|-----|-----|----|
| Eavesgutters renewed or repaired | ... | ... | ... | ... | ... | 19 |
| Windows renewed or repaired | ... | ... | ... | ... | ... | 11 |
| Leaking roofs repaired | ... | ... | ... | ... | ... | 18 |
| Walls repointed or repaired | ... | ... | ... | ... | ... | 5 |
| Chimney pots renewed | ... | ... | ... | ... | ... | 2 |
| Chimney stacks repointed | ... | ... | ... | ... | ... | 4 |

DRAINAGE

| | | | | | | |
|---|-----|-----|-----|-----|-----|----|
| Drains and sewers cleansed from obstruction | ... | ... | ... | ... | ... | 85 |
| Inspection chambers repaired | ... | ... | ... | ... | ... | 4 |
| Drains and sewers renewed or repaired | ... | ... | ... | ... | ... | 23 |
| Sink waste pipes renewed or repaired | ... | ... | ... | ... | ... | 2 |
| Rainwater pipes renewed or repaired | ... | ... | ... | ... | ... | 11 |

MISCELLANEOUS

| | | | | | |
|---------------------------------|-----|-----|-----|-----|---|
| Nuisance from insects abated | ... | ... | ... | ... | 2 |
| Accumulations of refuse removed | ... | ... | ... | ... | 5 |
| Offensive odours abated | ... | ... | ... | ... | 7 |
| Insanitary water tank renewed | ... | ... | ... | ... | 1 |

SANITARY CONVENIENCES

| | | | | | |
|---|-----|-----|-----|-----|----|
| Flushing cisterns repaired | ... | ... | ... | ... | 2 |
| W.C. walls repaired or renewed | ... | ... | ... | ... | 3 |
| W.C. doors repaired | ... | ... | ... | ... | 5 |
| W.C. pedestals repaired or renewed | ... | ... | ... | ... | 4 |
| W.C. roofs repaired or renewed | ... | ... | ... | ... | 1 |
| Privy middens converted to fresh water closets | ... | ... | ... | ... | 6 |
| Privy middens converted to pail closets and bins provided | ... | ... | ... | ... | 27 |
| Waste water closets converted to fresh water closets | ... | ... | ... | ... | 1 |
| W.C.s cleansed | ... | ... | ... | ... | 1 |
| Flushing pipes repaired or renewed | ... | ... | ... | ... | 1 |

HOUSE REFUSE ACCOMMODATION

| | | | | | |
|---------------------------------|-----|-----|-----|-----|-----|
| Dilapidated dustbins renewed | ... | ... | ... | ... | 112 |
| Floor of dustbin shed repaired | ... | ... | ... | ... | 1 |
| Doors provided to dustbin sheds | ... | ... | ... | ... | 2 |

WATER

Public Water Supply

The Borough of Brighouse is supplied with water from the Calderdale Water Board Reservoirs and during the year under review regular routine samples for Bacteriological Examination were taken from the various Wards in the Borough with the following results:—

| Ward | Number of Samples Submitted | Number Satisfactory | Probable Nos. per 100 ml. Coliform Bacilli | B. Coli (Type 1) |
|-----------------|--------------------------------|------------------------|--|---------------------|
| Central ... | 3 | 3 | — | — |
| Clifton ... | 2 | 2 | — | — |
| Hipperholme ... | 1 | 1 | — | — |
| Hove Edge ... | 2 | 2 | — | — |
| Lightcliffe ... | 2 | 2 | — | — |
| Longroyde ... | 3 | 3 | — | — |
| Southowram ... | 1 | 1 | — | — |
| Woodhouse ... | 2 | 2 | — | — |
| Totals ... | 16 | 16 | — | — |

Private Water Supplies

During the year 45 samples were taken from the private water supplies serving 43 houses and one food premise :—

| Number of Samples | Coliform Count per 100 ml. | B. Coli Count per 100 ml. |
|-------------------|----------------------------|---------------------------|
| 19 | — | — |
| 2 | 3 | — |
| 1 | 25 | — |
| 6 | 1 | 1 |
| 1 | 3 | 1 |
| 1 | 13 | 1 |
| 1 | 5 | 3 |
| 1 | 8 | 3 |
| 1 | 17 | 5 |
| 1 | 180+ | 5 |
| 1 | 35 | 35 |
| 4 | 90 | 90 |
| 1 | 180+ | 90 |
| 1 | 160 | 160 |
| 4 | 180+ | 180+ |

Based on the classification suggested by the Ministry of Health for non-chlorinated piped supplies only the 21 results included in the first two lines would be considered satisfactory ones, and 15 of these samples had given unsatisfactory results last year.

Examination for Plumbo-Solvency

Two samples of water were submitted during the year for special examinations for plumbo-solvency and details of the examinations are as follows :—

| Supply | Date Sample Collected | Address at which Collected | Approx. length of lead service pipe | Result of Examination Lead contents (Grains per Gal.) | pH value |
|--|-----------------------|------------------------------|-------------------------------------|--|----------|
| After standing in pipe all night | 30-3-61 | Grove House Farm Southowram | 20ft. | Nil. | 6.8 |
| After standing in pipe for measured period of $\frac{1}{2}$ hour | 30-3-61 | Grove House Farm Southowram | 20ft. | Nil. | 6.9 |
| After standing in pipe all night | 2-10-61 | 59, Crowtrees Lane, Rastrick | 30ft. | Nil. | 6.6 |
| After standing in pipe for measured period of $\frac{1}{2}$ hour | 2-10-61 | 59, Crowtrees Lane, Rastrick | 30ft. | Nil. | 6.4 |

FOOD INSPECTION AND SUPERVISION

Milk Supply

Registration

There are 57 names on the Register of Distributors of Milk.

Bacteriological Examination

(a) Milk

During the year 160 samples of milk were taken in the Borough by Officers of this Department for examination at the Public Health Laboratory, Wakefield. These samples were submitted for examination by the Methylene Blue, Phosphatase and Turbidity Tests as appropriate with the following results :—

| TYPE OF MILK | Methylene Blue | | Phosphatase Test | | Turbidity Test | |
|----------------------------|----------------|--------|------------------|--------|----------------|--------|
| | Test | | | | | |
| | Sat. | Unsat. | Sat. | Unsat. | Sat. | Unsat. |
| "Tuberculin Tested" | 95 | 10 | — | — | — | — |
| "Pasteurised" | 18 | — | 18 | — | — | — |
| "T.T. Pasteurised" | 25 | 2 | 27 | — | — | — |
| "Sterilised" | — | — | — | — | 10 | — |

All results of milk samples, whether satisfactory or unsatisfactory are notified to the dealer concerned and where a sample of raw milk is unsatisfactory a further sample is taken within a few days. If this is also unsatisfactory in the case of raw milk the results are notified to the Milk Production Officer of the Ministry of Agriculture and Fisheries with a request for a visit to the farm premises to check on production methods.

The two samples of "T.T. Pasteurised" milk which failed to satisfy the Methylene Blue Test for such milk were notified to the County Borough in whose district the milk was pasteurised. It is known that they had experienced similar results and so were investigating conditions at the Pasteurisation Plant.

(b) Cream

Five samples of cream were submitted for bacteriological examination. Of the three heat treated samples, two were satisfactory and one was unsatisfactory, while the two raw samples were satisfactory, based on the provisional standard.

Brucella Abortus

As a result of examination for *Brucella Abortus* of routine milk samples, the organism was found in eleven T.T. farm bottled milk supplies. On receipt of information that such organisms were present, the safeguarding of the particular milk supply, and thereafter the

detection of the offending cows, were given first priority. On all occasions the co-operation of the producer was sought and obtained with the result that the time between the discovery of the infection and its complete eradication from the herd was reduced to a minimum. This process involved many early morning visits and samples from every cow in milk in the affected herds. The ultimate results, however, made any extra work and inconvenience more than worthwhile.

In all, 332 samples were tested by the "Ring Test", and of these 205 were negative, 19 doubtful and 108 positive. These results were followed by 161 samples submitted to the culture test. Of these 136 were negative while 25 gave positive results. In 77 cases guinea pigs were used for examination of milk samples and revealed positive *Brucella* results in 14 cases, and negative results in 63 instances.

Biological Examination for Tuberculosis

(a) Milk

Of 85 samples of Tuberculin Tested Milk submitted for examination and which were biologically examined, 84 were free from *Bacillus Tuberculosis* but 1 was found to be positive.

This case was reported to the Animal Health Division who undertook the necessary investigation at the farm, while a Notice under Article 20 of the Milk and Dairies (General) Regulations, 1959 was served by the Medical Officer of Health to ensure the public was safeguarded so far as their milk supply was concerned, though this was hardly necessary as there was complete co-operation from the producer-retailer. The offending cow was found—it had Tuberculous Mastitis—and a further 6 other reactors were also removed from the herd, and all were slaughtered.

(b) Cream

One sample of raw cream as retailed was submitted for examination and was reported as being negative to Tuberculosis.

Chemical Examination of Milk

The work in connection with the sampling of milk is administered by the West Riding County Council's Inspector and myself, the County Council bearing the cost of sampling and also providing any legal assistance necessary.

Thirty samples were submitted for analysis, all of which were formal samples.

All the samples were classified "genuine".

| | | | | Total Solids | Solids not fat | Milk Fat |
|-----------------------|-----|-----|-----|--------------|----------------|----------|
| Formal Standard | ... | ... | ... | 11.50 | 8.50 | 3.00 |
| Average of 30 samples | ... | ... | ... | 12.55 | 8.79 | 3.77 |

MEAT INSPECTION

Throughout the year the only slaughterhouse in the Borough continued to be the Brighouse Co-operative Society's slaughterhouse at The Lees, and this was used not only by the owners but also by the Co-operative Wholesale Society Ltd. and also one private wholesaler, the slaughtering being carried out by the Brighouse Society's slaughtermen. Full details of the position of this slaughterhouse in relation to the Slaughterhouses Act, 1958 were given in last year's Report, and as 1961 came to a close with no commencement on any alterations, it seemed it would be most difficult to bring the slaughterhouse into compliance with the new law by the appointed day. In considering the owners' application for the renewal of their Slaughterhouse Licence, the Council extended the appointed day from 31st March, 1962 to 30th June, 1962, but in January the Brighouse District Industrial Society notified the Council that they intended to cease slaughtering at The Lees rather than bring it up to the required standard.

This seemed to be the end of the only Brighouse Slaughterhouse but at the eleventh hour there was some rethinking, redesigning and recosting and the owners finally decided they would carry out alterations to the Slaughterhouse on modified lines. These alterations were commenced in early May, 1962 and completed in July.

During the year 579 visits were made to the Slaughterhouse to inspect meat.

The following tables give details of the animals slaughtered, of inspections and causes of condemnation :—

| Month | Cows | Beasts | Sheep | Pigs | Calves | Total |
|---------------|------|--------|--------|-------|--------|--------|
| January ... | 17 | 213 | 792 | 276 | — | 1,298 |
| February ... | 24 | 183 | 605 | 115 | 2 | 929 |
| March ... | 20 | 211 | 558 | 124 | 4 | 917 |
| April ... | 18 | 176 | 483 | 109 | 1 | 787 |
| May ... | 10 | 176 | 564 | 93 | 1 | 844 |
| June ... | 6 | 201 | 702 | 102 | 1 | 1,012 |
| July ... | 5 | 202 | 860 | 78 | — | 1,145 |
| August ... | — | 187 | 987 | 90 | 3 | 1,267 |
| September ... | 5 | 216 | 1,200 | 96 | — | 1,517 |
| October ... | 11 | 212 | 1,327 | 135 | 2 | 1,687 |
| November ... | 9 | 204 | 1,315 | 223 | 4 | 1,755 |
| December ... | 8 | 209 | 819 | 259 | 1 | 1,296 |
| Totals ... | 133 | 2,390 | 10,212 | 1,700 | 19 | 14,454 |

Carcases found Unfit in whole or in part and surrendered

| | Cattle excl'd'g Cows | Cows | Calves | Sheep and Lambs | Pigs |
|--|----------------------------|-------|--------|-----------------------|-------|
| Number killed | 2,390 | 133 | 19 | 10,212 | 1,700 |
| Number inspected | 2,390 | 133 | 19 | 10,212 | 1,700 |
| All diseases except Tuberculosis and Cysticerci | | | | | |
| Whole carcases condemned | 1 | — | 5 | 4 | 10 |
| Carcases of which some part or organ was condemned | 991 | 28 | — | 334 | 78 |
| Percentage of the number inspected affected with disease other than tuber- culosis and cysticerci ... | 41.51 | 21.05 | 26.32 | 3.21 | 5.18 |
| Tuberculosis only | | | | | |
| Whole carcases condemned | — | — | — | — | — |
| Carcases of which some part or organ was condemned | 42 | 1 | — | — | 4 |
| Percentage of the number inspected affected with tuberculosis | 1.76 | 0.75 | — | — | 0.24 |
| Cysticercosis | | | | | |
| Carcases of which some part or organ was condemned | 34 | — | — | — | — |
| Carcases submitted to treat- ment by refrigeration ... | 6 | — | — | — | — |
| Generalised and totally con- demned | — | — | — | — | — |
| Percentage of the number inspected affected with cysticercosis | 1.42 | — | — | — | — |

**List of Unsound Meat Surrendered at the C.W.S. Slaughterhouse, giving Weights and Causes of
Condemnation in monthly order.**

| Disease | Jan. lbs. | Feb. lbs. | Mar. lbs. | Apr. lbs. | May lbs. | June lbs. | July lbs. | Aug. lbs. | Sept. lbs. | Oct. lbs. | Nov. lbs. | Dec. lbs. | Total lbs. |
|--------------------------|--------------|--------------|--------------|--------------|-------------|--------------|--------------|--------------|---------------|--------------|--------------|--------------|---------------|
| Abscesses ... | 146 | 51 | 150 | 86 | 34 | 144 | 187 | 91 | 203 | 154 | 50 | 74 | 1,370 |
| Actinobacillosis ... | 118 | 34 | 53 | 32 | 86 | — | 35 | — | — | — | 34 | 34 | 426 |
| Actinomycosis ... | 10 | — | 31 | — | — | — | — | 32 | — | 34 | 69 | 33 | 209 |
| Adhesions ... | — | — | — | 8 | 8 | 18 | 10 | — | — | 4 | 7 | 6 | 61 |
| Angiomatosis ... | — | — | 20 | 14 | 12 | 14 | 27 | — | — | 20 | — | 15 | 110 |
| Ascaris Lumbricoides ... | — | 4 | — | 20 | — | — | — | — | 4 | — | 3 | — | 43 |
| Ascites ... | 2 | — | — | — | — | — | — | — | — | — | — | — | 2 |
| Bone Taint ... | — | — | — | — | 90 | 100 | — | — | — | — | — | — | 190 |
| Bruising ... | — | 15 | — | 22 | — | — | 10 | 52 | — | 96 | — | — | 185 |
| Cirrhosis ... | — | — | — | — | — | — | 13 | 5 | 35 | — | 3 | 8 | 61 |
| Cloudy Swelling ... | — | — | — | — | — | — | 74 | 66 | — | — | — | — | 13 |
| Cysticercus Bovis ... | 99 | 120 | 153 | 59 | 63 | — | — | — | 30 | 102 | 92 | 62 | 920 |
| Decomposition ... | — | — | — | — | — | — | — | 5 | 10 | — | — | — | 5 |
| Degenerated Cysts ... | — | — | — | — | — | 430 | 783 | 640 | 558 | 494 | 852 | 1134 | 7,839 |
| Distomatosis ... | 1,011 | 901 | 548 | 192 | 296 | — | — | — | — | — | — | — | 31 |
| Emaciation ... | 31 | — | — | — | — | — | — | — | — | 3 | — | — | 3 |
| Endocarditis ... | — | — | 46 | — | — | — | — | — | — | — | — | — | 46 |
| Enteritis ... | — | — | — | — | 16 | — | — | — | 12 | — | — | — | 28 |
| Fatty Degeneration ... | — | — | — | — | — | — | 12 | — | — | 11 | — | 11 | 34 |
| Fatty Infiltration ... | — | — | — | — | — | — | — | — | — | 50 | — | 64 | 172 |
| Fever ... | 58 | — | — | — | — | — | — | — | — | 5 | 6 | 6 | 17 |
| Hydatid Cysts ... | — | — | — | — | — | — | — | — | — | — | — | — | 244 |
| Immaturity ... | 209 | 7 | 35 | — | — | — | — | — | — | — | 5 | — | 12 |
| Inflammation ... | — | — | — | — | — | — | 10 | — | — | — | — | — | 20 |
| John's Disease ... | — | — | — | — | — | — | — | — | — | — | — | — | 104 |
| Mastitis ... | 40 | 30 | — | 4 | — | — | — | 4 | — | — | 26 | — | — |

One of the most striking features of Meat Inspection over the past decade has been the decrease in the amount of Tuberculosis found during Meat Inspection. In 1961 with the completion of the eradication scheme this process became more pronounced and every case now found is reported to the Animal Health Division to enable them to trace the infection and stop any spread.

The following table shows the progressive reductions year by year since 1946.

| Year | Percentage affected with Tuberculosis | | |
|------|---------------------------------------|--------|------|
| | Cows | Beasts | Pigs |
| 1946 | | 15.9 | 3.1 |
| 1947 | | 13.2 | 3.4 |
| 1948 | | 17.0 | 4.4 |
| 1949 | 28.7 | 19.3 | 2.4 |
| 1950 | 58.3 | 12.3 | 4.0 |
| 1951 | 54.3 | 16.2 | 4.2 |
| 1952 | 54.2 | 14.1 | 4.4 |
| 1953 | 44.40 | 12.48 | 2.81 |
| 1954 | 35.7 | 11.0 | 3.2 |
| 1955 | 24.4 | 9.6 | 2.2 |
| 1956 | 26.5 | 7.4 | 1.2 |
| 1957 | 10.0 | 7.7 | 1.5 |
| 1958 | 8.12 | 7.96 | 1.73 |
| 1959 | 8.18 | 2.95 | 1.34 |
| 1960 | 3.70 | 5.03 | 0.87 |
| 1961 | 0.75 | 1.76 | 0.24 |

SLAUGHTER OF ANIMALS ACTS, 1933-54

Eleven persons are licensed to slaughter animals under the Slaughter of Animals Acts, 1933-54. None of the licences extend to the slaughter of horses.

FOOD HYGIENE

The following tabulated list gives the numbers of the various types of food premises in the Borough:—

| | | | | | | | | |
|----------------------------------|-----|-----|-----|-----|-----|-----|-----|-----|
| Bakehouses | ... | ... | ... | ... | ... | ... | ... | 14 |
| Confectioners | ... | ... | ... | ... | ... | ... | ... | 39 |
| Cafes and Canteens | ... | ... | ... | ... | ... | ... | ... | 56 |
| Grocers and General Mixed Stores | ... | ... | ... | ... | ... | ... | ... | 136 |
| Greengrocers | ... | ... | ... | ... | ... | ... | ... | 29 |
| Wholesale or Retail Fishmongers | ... | ... | ... | ... | ... | ... | ... | 2 |
| Fish Friers | ... | ... | ... | ... | ... | ... | ... | 33 |
| Butchers | ... | ... | ... | ... | ... | ... | ... | 43 |
| Sweet Manufacturers | ... | ... | ... | ... | ... | ... | ... | 2 |
| Condiment Manufacturers | ... | ... | ... | ... | ... | ... | ... | 1 |
| Tripe Dressers and Retailers | ... | ... | ... | ... | ... | ... | ... | 2 |
| Flour Millers | ... | ... | ... | ... | ... | ... | ... | 1 |
| Licensed Premises | ... | ... | ... | ... | ... | ... | ... | 54 |
| Licensed Clubs | ... | ... | ... | ... | ... | ... | ... | 22 |
| Ice Cream Manufacturers | ... | ... | ... | ... | ... | ... | ... | 1 |
| Market Stalls (average) | ... | ... | ... | ... | ... | ... | ... | 21 |
| Soft Drink Manufacturers | ... | ... | ... | ... | ... | ... | ... | 1 |
| Boarding Houses | ... | ... | ... | ... | ... | ... | ... | 2 |
| Total | | | | | | | | 459 |

During the year 18 visits were paid to bakehouses, 53 to butchers' shops, 47 to fried fish shops, 162 to grocery shops and general stores, 55 to greengrocers and fishmongers, 86 to cafe, hotel and canteen kitchens, 48 to confectionery and sweet shops, 47 to licensed premises and clubs and 21 to other food preparing premises, and these, together with the visits paid to ice cream premises, food hawkers and the market made a total of 674 visits to food premises during the year.

A list of some of the improvements in such premises and to food handling secured during the year follows, but the list only gives the improvements affected following written or verbal notification of offences, and many more improvements resulted from suggestions of the Public Health Inspectors and from their informal discussions with occupiers:—

List of improvements and unsatisfactory conditions remedied in Food Premises in 1961

(a) Structural

| | |
|--|---|
| Walls and ceilings repaired | 3 |
| Doors repaired or provided | 3 |
| Floors repaired or renewed | 6 |
| Ceilings underdrawn | 1 |
| Satisfactory ventilation provided | 4 |
| Sanitary accommodation improved or repaired | 7 |
| Roof repaired | 1 |
| Intervening ventilated space provided | 4 |

(b) Equipment and practices

| | |
|--|----|
| Cold water supply provided | 7 |
| Hot water supply provided | 9 |
| Sinks provided or renewed | 10 |
| Hand washing facilities provided | 2 |
| Wash-hands notices not displayed, remedied | 1 |
| Proper facilities for hanging outdoor clothing provided | 1 |
| Food exposed to contamination remedied | 17 |
| Warnings re smoking in food rooms given | 8 |
| Impervious surfaces provided to tables/counters | 4 |
| Improved equipment provided | 6 |
| Walls and ceilings cleansed or redecorated | 40 |
| Floors cleansed and/or recovered | 15 |
| Refuse accommodation improved | 2 |
| Sanitary accommodation cleansed/redecorated | 1 |
| Food hawkers vans brought up to standard | 5 |
| New fried fish range provided | 1 |
| Accumulations of rubbish removed | 2 |

The number of visits paid to food premises showed a slight improvement during the year but, once again, this is the section of the Department's work that has suffered most as a result of the continued shortage of inspectorial staff. The number of visits—674—is about half what it should be if every food premise was to be visited as often as should be the case.

Market

Ninety-five visits were made to the twice-weekly two open-air markets. There was an average of 22 food traders, including one butcher, one fishmonger, one cheese stall, three biscuit stalls, two sweet stalls, two cooked meat stalls, one confectionery stall and four grocery stalls. The remainder were greengrocery stalls. The standard of hygiene generally complied with that required by the Food Hygiene Regulations, 1955, though it was again necessary to visit the markets regularly to ensure that some Regulations were obeyed.

Food Hawking

Section 76, West Riding (General Powers) Act, 1951, is in force in the Borough and 48 persons or firms are registered to hawk food.

24 persons or firms are licensed for the hawking of greengrocery and fish.

6 persons or firms are licensed for the hawking of meat and meat products.

8 persons or firms are licensed for the hawking of grocery.

9 persons or firms are licensed for the hawking of ice cream, and,

1 person is licensed for the hawking of fish and chips.

During the year 11 visits of inspection were made to food hawkers while they were selling food in the Brighthouse Area.

Unsound Food

The following unsound food, additional to that surrendered at the slaughterhouse was found unfit and surrendered by food traders:—

| | |
|-----------------------|---------------------------------|
| 185 tins vegetables | 175 tins meat and meat products |
| 2 tins frozen eggs | 8 tins fish |
| 20 tins soup | 99 tins fruit |
| 14 packets vegetables | 18 tins cream and milk |

Unsound food other than meat is disposed of at the Council's Refuse Disposal Works.

In July 1961 the practice of issuing considerable numbers of voluntary surrender notes for grossly and unquestionably unsound tinned, bottled and packaged goods, which had grown considerably in recent years and seemed to have almost become part of normal trade practice, was considered and in view of all the circumstances it was decided that a charge of 5/- should be made by the Council for every Certificate where the question of the unsoundness of the food was beyond all doubt. This decision has proved very successful and a small though valuable amount of inspectorial time has been put to better use than writing out dozens of certificates of unfitness for so-called food that should often have been placed in a dustbin weeks and sometimes months before. The amount of such goods brought in to the Department and cases where an Inspector was asked to call at shops for "condemning" food have now assumed almost negligible proportions. The scheme has in no way affected genuine cases where the question of unfitness has been in doubt—then, of course, every effort has been made to give advice and assistance and carry out statutory requirements without any question of charge occurring.

Unsound meat condemned at the slaughterhouse remains the property of the owners but is disposed of satisfactorily under the supervision of your Inspectors and in accordance with the Meat (Staining and Sterilising) Regulations, 1960, as follows:—

- (a) Livers affected with distomatosis only—to a local mink breeder.
- (b) All other condemned meat—to an approved firm dealing in inedible meat for digestion.

**Registration of Food Premises—
Section 16 Food and Drugs Act, 1955.**

(a) PREPARED FOODS

Thirty-four premises are registered for the preparation or manufacture of sausages, potted, pressed, pickled or preserved food intended for sale. The number of visits to the above premises and others where food is prepared was 187.

(b) ICE CREAM

Ninety premises are registered under the above Act, 1 for the manufacture, storage and sale of ice cream and 89 for the storage and sale of ice cream.

Eleven inspections of the one ice cream manufacturer's premises, where the heat treatment process of manufacture was carried out, revealed that conditions were satisfactory. Fourteen visits were made to ice-cream retailers who for the most part deal with the pre-packed product.

A total of 20 samples of ice cream were submitted for bacteriological examination by the Methylene Blue Reduction Test and particulars are given below :—

| Produced | No. of Samples | Grade I | Grade II | Grade III | Grade IV |
|-----------------|----------------|---------|----------|-----------|----------|
| In the Borough | 11 | 11 | — | — | — |
| Outside Borough | 9 | 8 | 1 | — | — |
| Total ... | 20 | 19 | 1 | — | — |

These results indicate that all samples of Ice Cream were satisfactory and the high standard of the local manufacturer was maintained as all the samples obtained from this source were placed in Grade I.

It was necessary for the Council to give a written warning to one Ice Cream Hawker from another area about the unsatisfactory condition of his van and food handler's clothing while hawking the Ice Cream in Brighouse.

Eleven samples of iced lollies were also submitted for bacteriological examination and all were reported as satisfactory.

Food Hygiene Course

No courses for food handlers, as have been held in previous years, were held during the year.

One was organised in September in conjunction with the Local College of Further Education and all food businesses approached regarding the same, but the response was disappointing and was not sufficient to justify a Course.

ATMOSPHERIC POLLUTION

1. Measurement of Atmospheric Pollution

In last year's Report the fact that the continued usefulness of the Deposit Gauges and Lead Peroxide Gauges was under review was mentioned, and this year it must be reported that, after due consideration of the Report and recommendations of the Department of Scientific and Industrial Research, the Council decided to discontinue the use of both types of gauges at Wellholme, Southowram and Clifton sites, while continuing their use at Rastrick and Lightcliffe, in both of which areas the Council had Smoke Control Areas where the local value of the deposit gauge would be continued.

It was hoped to replace the discontinued gauges with at least one and possibly two Volumetric Smoke and SO₂ gauges.

Details of the results obtained from the gauges during the year under review and also for previous years for comparison purposes are given on pages 81 and 82

2. Industrial Pollution

(a) Smoke Observations

Two hundred and nine observations of smoke and grit were taken in 1961. The following is a summary of 91 smoke observations of which records were kept:—

| | |
|--|----|
| Number of Chimneys at which observations have been taken | 33 |
| Total number of observations of which records were made ... | 91 |
| (a) Observations of half hour period | 55 |
| (b) Observations of less than half an hour | 29 |
| (c) Observations of eight hour period | 7 |
| Number of Contraventions | |
| (a) Black Smoke (Ringelmann Shade No. 4 or darker) exceeding two minutes per half hour | 1 |
| (b) Continuous Dark Smoke (Ringelmann Shade No. 2 or darker) for more than four minutes | 35 |
| (c) Dark Smoke (Ringelmann Shade No. 2 or darker) for more than permitted period in eight hours | 5 |
| Number of Notifications of Offence served | 10 |
| Number of Prosecutions | 1 |

The practice of notifying industrialists of all observations—good or bad—continues. It is regretted that the shortage of Inspectors has limited the number of observations and work that could be done during the year.

(b) Prior Approval of New Furnaces

One application was received for prior approval of two CI Sectional Boilers (one of 487,000 B.Th.U's per hour; one of 184,000 B.Th.U's per hour).

The boilers were fired with bituminous coal by underfeed stokers fitted with overfire jets. Due consideration was given to the detailed plans and specification submitted and approval was given to the scheme

(c) Notification of New Furnaces

Six notifications of new furnaces were received under Section 3 (1) Clean Air Act, 1956.

These notifications embraced :—

- 1 oil fired Cochran Sinuflo Economic Boiler.
- 4 oil fired C.I. Sectional Boilers.
- 2 Vertical Cross Tube Boilers with underfeed stokers.
- 1 oil fired Package Boiler.

(d) Height of Chimneys

No plans of proposed new chimneys were submitted for approval.

(e) Applications for Temporary Exemption from the provisions of Section 1—Clean Air Act, 1956

One application was received for the continued temporary exemption of a boiler plant from the provisions of Section 1. This was granted for a period of six months, which was later extended for a further six months.

(f) Processes Exempt from the Clean Air Act, 1956.

Seven works in the Borough continue to be exempted from the provisions of the Act and, therefore, come within the scope of the Alkali Inspectorate in so far as the processes are concerned.

The exemptions comprise :—

- 4 premises dealing with ceramics (one no longer operating).
- 1 premise dealing with ceramics and producer gas (no longer working).
- 1 premise dealing with chemicals.
- 1 premise dealing with gas and coke (no longer producing gas or coke).

Deposited Atmospheric Pollution
(a) 1961

| | Wellholme Park | | | | Carr Green | | | | Cliffe Hill School | | | | Southowram Church | | | | Clifton : Towngate | | | |
|---------------------|--------------------|---------------------|-------------------|-----------------|--------------------|---------------------|-------------------|-----------------|--------------------|---------------------|-------------------|-----------------|--------------------|---------------------|-------------------|-----------------|--------------------|---------------------|-------------------|-----------------|
| | Rainfall Inches | Insoluble Solids | Soluble Solids | Total Solids | Rainfall Inches | Insoluble Solids | Soluble Solids | Total Solids | Rainfall Inches | Insoluble Solids | Soluble Solids | Total Solids | Rainfall Inches | Insoluble Solids | Soluble Solids | Total Solids | Rainfall Inches | Insoluble Solids | Soluble Solids | Total Solids |
| January ... | 5.20 | 14.97 | 7.97 | 22.93 | 4.84 | 10.73 | 6.53 | 17.26 | 5.28 | 8.73 | 8.06 | 16.80 | 5.20 | 12.73 | 7.29 | 20.02 | 4.64 | 10.41 | 5.40 | 15.80 |
| February ... | 2.64 | 16.60 | 6.80 | 23.39 | 2.32 | 6.84 | 5.60 | 12.45 | 2.48 | 7.69 | 6.60 | 14.30 | 2.48 | 8.91 | 6.03 | 14.95 | 2.04 | 9.58 | 6.42 | 16.00 |
| March ... | 0.44 | 13.93 | 2.72 | 16.66 | 0.52 | 8.70 | 2.61 | 11.31 | 0.48 | 8.32 | 2.68 | 11.00 | 0.48 | 8.22 | 2.45 | 10.67 | 0.36 | 12.12 | 3.75 | 15.87 |
| April ... | 3.76 | 16.86 | 7.63 | 24.49 | 3.52 | 12.62 | 6.70 | 19.32 | 3.68 | 11.00 | 5.64 | 16.64 | 3.84 | 11.53 | 5.30 | 16.83 | 3.72 | 13.11 | 7.11 | 20.22 |
| May ... | | | | | 1.84 | 10.76 | 4.67 | 15.43 | 1.56 | 8.89 | 3.83 | 12.72 | | | | | | | | |
| June ... | | | | | 1.20 | 11.10 | 4.50 | 15.60 | 1.52 | 7.05 | 3.69 | 10.74 | | | | | | | | |
| July ... | | | | | 4.92 | 9.66 | 6.88 | 16.54 | 3.84 | 6.04 | 4.40 | 10.44 | | | | | | | | |
| August ... | GAUGE | | | | 2.76 | 7.46 | 3.85 | 11.31 | 2.68 | 3.62 | 5.47 | 9.09 | GAUGE | | | | GAUGE | | | |
| September ... | DISCONTINUED | | | | 3.20 | 7.29 | 4.88 | 12.17 | 2.80 | 7.18 | 5.71 | 12.89 | DISCONTINUED | | | | DISCONTINUED | | | |
| October ... | | | | | 2.80 | 7.05 | 3.58 | 10.63 | 2.68 | 5.34 | 3.09 | 8.42 | | | | | | | | |
| November ... | | | | | 2.28 | 4.85 | 4.78 | 9.63 | 1.88 | 9.13 | 6.04 | 15.17 | | | | | | | | |
| December ... | | | | | 3.28 | 13.52 | 7.57 | 21.08 | 2.88 | 6.68 | 7.75 | 14.43 | | | | | | | | |
| Yearly Aggregate | 12.04 | 62.36 | 25.12 | 87.47 | 33.48 | 110.58 | 62.15 | 172.73 | 31.76 | 89.67 | 62.96 | 152.64 | 12.00 | 41.39 | 21.07 | 62.47 | 10.76 | 45.22 | 22.68 | 67.89 |
| Monthly Averages | 3.01 | 15.59 | 6.28 | 21.87 | 2.79 | 9.21 | 5.18 | 14.39 | 2.65 | 7.47 | 5.25 | 12.72 | 3.00 | 10.35 | 5.27 | 15.62 | 2.69 | 11.31 | 5.67 | 16.97 |

(b) SUMMARY OF RESULTS SINCE GAUGES INSTITUTED

| STATION | Total Solids in Tons per Square Mile | | | | | | | | | | | | Average for Period |
|------------------------|--------------------------------------|---------|---------|--------|--------|---------|--------|---------|---------|---------|--------|--------|--------------------------|
| | 1961 | 1960 | 1959 | 1958 | 1957 | 1956 | 1955 | 1954 | 1953 | 1952 | 1951 | 1950 | |
| Wellholme Park ... | — | 189.39 | 155.19 | 147.96 | 142.09 | 169.25 | 159.30 | 159.31 | 145.62 | 141.37 | 152.90 | 145.70 | 155.28 |
| Carr Green ... | 172.73 | 140.59 | 133.87 | 157.90 | 155.93 | 185.49 | 147.18 | 144.20 | 117.64 | 132.46 | 145.10 | 144.40 | 148.12 |
| Cliffe Hill School ... | 152.64 | 145.77 | 118.15 | 136.35 | 129.62 | 172.26 | 116.17 | 125.93 | *127.74 | 142.50 | 159.60 | 166.20 | 141.08 |
| Southowram Church ... | — | †150.49 | †107.65 | 132.67 | 129.08 | 151.97 | 116.63 | 141.77 | 118.40 | 130.88 | | | 131.60 |
| Clifton : Towngate ... | — | †141.68 | 122.06 | 153.05 | 149.84 | †129.29 | 144.40 | *105.73 | 129.19 | *115.20 | | | 130.49 |

† Refers to 11 months only.

* Refers to 9 months only.

Sulphur Pollution — Lead Peroxide Method

(a) 1961

| STATION | Milligrams of SO ₃ per 100 sq. cms. per day | | | | | | | | | | | | Total Daily Av'ge |
|--------------------------------|--|------|------|------|--------------------|------|------|------|-------|------|------|------|-------------------|
| | Jan. | Feb. | Mar. | Apr. | May | Jne. | July | Aug. | Sept. | Oct. | Nov. | Dec. | |
| Wellholme Park | 2.13 | 2.51 | 1.40 | 0.94 | Gauge discontinued | | | | | | | | 1.74 |
| Carr Green | 2.17 | 1.75 | 1.23 | 0.91 | 0.97 | 0.91 | 0.77 | 0.98 | 1.04 | 1.05 | 1.51 | 2.40 | 1.31 |
| Cliffe Hill School | 1.75 | 1.49 | 1.92 | 1.64 | 1.02 | 0.97 | 0.74 | 0.95 | 1.00 | 1.62 | 1.52 | 1.43 | 1.34 |
| Southowram Church | 1.87 | 1.22 | 1.67 | 1.72 | Gauge discontinued | | | | | | | | 1.62 |
| Clifton : Towngate | 0.84 | 1.13 | 2.42 | 1.75 | Gauge discontinued | | | | | | | | 1.53 |
| Total Daily Average ... | 1.75 | 1.62 | 1.73 | 1.39 | 0.99 | 0.94 | 0.75 | 0.97 | 1.02 | 1.34 | 1.51 | 1.92 | 1.33 |

(b) SUMMARY OF RESULTS SINCE GAUGES INSTALLED

| STATION | Milligrams of SO ₃ per 100 sq. cms. per day | | | | | | | | | | Average for period |
|--------------------------------|--|------|------|------|------|------|------|------|------|------|--------------------|
| | 1961 | 1960 | 1959 | 1958 | 1957 | 1956 | 1955 | 1954 | 1953 | 1952 | |
| Wellholme Park | — | 1.01 | 1.17 | 1.21 | 1.74 | 1.52 | 1.31 | 1.27 | 1.26 | 1.04 | 1.28 |
| Carr Green | 1.31 | 1.35 | 1.32 | 1.32 | 1.64 | 1.34 | 0.96 | 0.99 | 0.84 | 0.75 | 1.18 |
| Cliffe Hill School | 1.34 | 1.36 | 1.51 | 1.30 | 1.67 | 1.56 | 1.74 | 1.72 | 1.24 | 0.75 | 1.42 |
| Southowram Church | — | 1.30 | 1.59 | 1.53 | 1.75 | 1.60 | 1.45 | 1.64 | 1.59 | 1.43 | 1.54 |
| Clifton : Towngate | — | 1.51 | 1.61 | 1.60 | 1.86 | 1.97 | 1.86 | 1.92 | 1.66 | 1.62 | 1.73 |
| Total Daily Average ... | 1.33 | 1.31 | 1.44 | 1.39 | 1.73 | 1.60 | 1.46 | 1.51 | 1.32 | 1.12 | 1.42 |

(g) Progress

During the year a good proportion of the available time was given to industrial smoke pollution and 106 visits were made to boiler plants. 188 interviews were also held with management and staff of firms with boiler plants in addition to the considerable number of smoke observations.

It is interesting to note that the number of observations showing "black" smoke offences showed a steep reduction in 1961 from 12 to 1. While the number of 'dark' smoke offences remained the same at 35 these were detected in only half of the observations carried out in the previous year. The momentum of modernisation of plant increased in 1961 and in addition to that referred to in para 2 (b) above, sprinkler stokers on Lancashire Boilers were replaced by three sets of chain grate stokers, 2 sets of coking stokers and 1 underfeed stoker.

A number of warnings regarding excessive emissions were given by the Council, and in some cases modernisation of plant was under consideration at the year end, while in some cases smokeless fuels were being used or temporary expedients being tried pending further consideration.

The period of grace allowed for modernisation of plant to enable compliance with the Clean Air Act is now rapidly running out and, quite apart from this, Smoke Control Areas will soon be affecting more and more industry. Industrial smoke is already considerably less than what it was as little as five years ago—in the next twelve to eighteen months even greater strides towards eradication of industrial smoke can be expected.

One successful prosecution was taken during the year for emission of "dark" smoke from a Lancashire Boiler and a fine of £35 was imposed by the Magistrates. Further proceedings were pending at the year end.

3. Smoke Control Areas

The Council has continued their very progressive policy in this field and once again considerable progress was made. By the end of 1961, six orders had been made and a seventh was about to be made. Due to their rapid progress the Council had by the end of 1961 already achieved and passed their target for the five years ending 1963 as notified to the Minister. With seven areas overlapping, Smoke Control Area work became, during the year, a major part of the Department's work, involving considerable efforts in administration.

The following table gives details of progress up to the year end.

| Area | | Approximate Area covered | Acres | No. of Houses | | Date of Operation of Order |
|-------------------|-----|--|-------|---------------|----------|--|
| Locality | No. | | | Houses | Premises | |
| Rastrick | 1 | All Borough south of Dewsbury Road and Clough Lane. | 160 | 70 | 76 | Confirmed and operative from 1/6/60. |
| Rastrick | 2 | Longroyde (part), Field Lane, Tofis Grove, New Hey Road (part), Lower Edge and Dewsbury Road, including Field Lane Estate. | 314 | 832 | 856 | Confirmed and operative from 1/10/61. |
| Lightcliffe | 3 | Wakefield Road, Cornwell Estate, Stoney Lane, Stoney Lane Estate. | 97 | 721 | 733 | Confirmed. To be operative from 1/7/62. |
| Rastrick | 4 | Clough Lane (part), Slade Lane (part), Land only in Toothill area. | 159 | 36 | 41 | Confirmed. To be operative from 1/7/62. |
| Clifton | 5 | Between Cricket Field, Boundry and Blakelaw Lane. | 511 | 3 | 4 | Confirmed. To be operative from 1/7/62. |
| Lightcliffe | 6 | Wakefield Road, Knowle Top (part), Mayfield Estate, Laverock Estate. | 399 | 422 | 452 | Order made. Proposed date of operation 1/10/62. (confirmed in March 1962) Surveyed. Order about to be made. Proposed date of operation 1/4/63. (Confirmed 1962 but operative date altered to 1/7/63. |
| Rastrick | 7 | Area bounded by confirmed Nos. 1, 2 and 4 Smoke Control Areas. New Hey Road (part), Slade Lane (part), Crowtrees Lane, Ogden Lane. | 103 | 450 | 497 | |
| Total to 31/12/61 | | 7 Areas | 1743 | 2534 | 2659 | |

HOUSING

Slum Clearance

Full details are given in the Medical Officer of Health's Section of the Report, but briefly, four representations of areas embracing 38 houses were involved. Seventy-three houses in the area were demolished and 21 families with 54 persons were displaced.

In addition, six houses were represented under Section 16. Four houses were closed, four families, with four persons in total, being displaced.

Standard Grants

In conjunction with other Departments of the Council, this scheme has been operated with success and during the year 142 applications for standard grants were made and 125 were granted. One hundred and twelve improvements by means of standard grants were carried out in the period covered by this Report.

In total, therefore, since the scheme was inaugurated, 384 applications have been received, 355 have been approved and in 276 cases the works have been completed and standard amenities provided.

Improvement Grants

The Council do not operate the discretionary improvement grant scheme.

Certificates of Disrepair — Rent Act, 1957.

The following table summarises the applications received under the above Act in 1961 :—

APPLICATIONS FOR CERTIFICATES OF DISREPAIR

| | |
|--|---|
| 1. Number of applications for certificates | 2 |
| 2. Number of decisions not to issue certificates | — |
| 3. Number of decisions to issue certificates | 2 |
| (a) in respect of some but not all defects | 2 |
| (b) in respect of all defects | — |
| 4. Number of undertakings given by landlords under paragraph 5 of the First Schedule | — |
| 5. Number of undertakings refused by Local Authority under proviso to paragraph 5 of the First Schedule | — |
| 6. Number of Certificates issued | 1 |

APPLICATIONS FOR CANCELLATION OF CERTIFICATES

- | | | |
|--|--------|---|
| 7. Applications by landlords to Local Authority for cancellation of certificates | | — |
| 8. Objection by tenants to cancellation of certificates | | — |
| 9. Decisions by Local Authority to cancel in spite of tenant's objection | | — |
| 10. Certificates cancelled by Local Authority | | — |

PET ANIMALS ACT, 1951

One person was licensed to keep a Pet Shop under this Act. The licence was in respect of a shop.

DISEASES OF ANIMALS ACTS

There was one case of swine fever and disposal of the carcasses was carried out by the Department. There was also one case under the Tuberculosis Order (already referred to under Milk Sampling) where disinfection was supervised by the department. 14 Visits were made in connection with the above incidents.

Under the Diseases of Animals (Waste Food) Order, 1957, 12 persons are licenced to collect and boil swill and 15 visits were made to such plants during the year to ensure compliance with the requirements of the Order.

AGRICULTURE (SAFETY, HEALTH AND WELFARE PROVISIONS) ACT, 1956

It has not been possible, due to staff shortages, to carry out any inspections under the above Act.

There are no large farms nor is there any influx of seasonal workers for agricultural purposes.

No specific complaints have been received of any insufficiency of sanitary accommodation on Agricultural holdings.

NOISE

The Council have powers under Section 62 West Riding County Council (General Powers) Act, 1951 and also under Byelaws relative to Good Rule and Government in addition to their more recent powers under the Noise Abatement Act, 1960. Considering the publicity with which this new legislation came into being and the ever increasing size of the problem it is surprising that only a very small number of complaints were received. In only one case was action taken, with success. This related to noise nuisance from steam and the nuisance was abated after informal action.

SANITARY ACCOMMODATION

The types of Sanitary Accommodation existing in the Borough other than fresh water closets are as follows :—

| | | | | | |
|--|-----|-----|-----|-----|-----|
| Waste Water Closets | ... | ... | ... | ... | 4 |
| Pail Closets (including 36 chemical closets and 1 temporary pail closet) | ... | ... | ... | ... | 182 |
| Privy Middens | ... | ... | ... | ... | 10 |

It will be noticed that privy middens have now decreased to a total of 10 and by the time next year's Report makes its appearance this number will be further considerably reduced. Only 10 years ago there were nearly 100 of these conveniences for houses in the more rural areas of the town but their disappearance can now be expected in a few years time.

There were still 4 waste water closets in the area in 1961 but active steps were being taken at the year end to eradicate this type of convenience also. Three of those now reported ceased to exist in January, 1962 and conversion of the remaining waste water closet is practical.

DRAINAGE

Three hundred and forty inspections were paid during the year in connection with obstructed and defective drains and sewers while 557 inspections were made of existing and new drainage.

In 9 instances use was made of the Smoke Test, colour was resorted to in 330 instances, and the Water Test was applied on 24 occasions.

INFESTATION AND DISINFESTATION

The following premises were disinfested during the year:—

| Infestation | Premises Treated |
|------------------------------------|------------------|
| Ants | 1 |
| Fleas | 1 |
| Wasps | 18 |
| Cockroaches | 8 |
| Flies | 1 |
| Earwigs | 9 |
| Bees | 1 |
| Maggots | 1 |
| Clover Mite | 1 |
| Disinfestation of house on removal | 5 |

There are now no known bug infected properties in the district.

INFECTIOUS DISEASES AND DISINFESTATION

It was necessary to make 27 visits for the purpose of investigating Infectious Disease. All were of a routine nature.

Two houses were disinfected after Infectious Disease.

FACTORIES ACT, 1937

1. Part I of the Act

Inspection for purposes of provisions as to health.

| Premises | Number on Register | Number of | | |
|---|--------------------------|-------------|--------------------|-------------------------|
| | | Inspections | Wr'tt'n N't'ces | Occupiers Prosecuted |
| (i) Factories in which Sections 1, 2, 3, 4 and 6 are to be enforced by Local Authority. | 7 | 4 | 1 | — |
| (ii) Factories not included in (i) in which Section 7 is enforced by the Local Authority. | 258 | 51 | 7 | — |
| (iii) Other premises in which Section 7 is enforced by the Local Authority (excluding out-workers' premises). | 18 | 13 | 2 | — |
| Total | 283 | 68 | 10 | — |

Cases in which Defects were found.

| Particulars | | Number of cases in which defects were found | | | No. of cases in which prosecutions were instituted |
|--|-------|---|-------------------|-------------------|--|
| | Found | Remedied | Referred | | |
| | | | to H.M. Inspector | by H.M. Inspector | |
| Want of cleanliness (S.1) | — | — | — | — | — |
| Overcrowding (S.2) | — | — | — | — | — |
| Unreasonable temperature (S.3) | — | — | — | 1 | — |
| Inadequate ventilation (S.4) | — | — | — | — | — |
| Ineffective drainage of floors (S.6) | — | — | — | — | — |
| Sanitary Conveniences (S.7) | | | | — | |
| (A) Insufficient | 4 | 4 | — | — | — |
| (B) Unsuitable or defective | 4 | 12 | — | 4 | — |
| (C) Not separate for sexes | — | — | — | — | — |
| Other offences against the Act (not including offences relating to Outwork). | — | — | — | — | — |
| Total | 8 | 16 | — | 5 | — |

2. Outwork—(Sections 110 and 111)

| Particulars | Section 110 | | | Section 111 | | |
|--------------------------------|--|---|---|--|----------------|--------------|
| | No. of out workers in August list required by Sec. 110 (1) (c) (2) | No. of cases of default in sending lists to the Council | No. of prosecutions for failure to supply lists | No. of instances of work in unwholesome premises | Notices served | Prosecutions |
| Wearing Apparel : Making, etc. | 14 | — | — | — | — | — |
| Textile Weaving | — | — | — | — | — | — |
| Total | 14 | — | — | — | — | — |

The following is a detailed summary of the improvements listed during the year:—

| | | | | | | |
|---------------------------------|-----|-----|-----|-----|-----|---|
| Sanitary accommodation provided | ... | ... | ... | ... | ... | 5 |
| W.C. compartment ventilated | ... | ... | ... | ... | ... | 1 |
| W.C. flushing cistern repaired | ... | ... | ... | ... | ... | 1 |

| | |
|--|---|
| W.C. walls, floors and ceilings cleansed or redecorated | 4 |
| Intervening ventilated space provided | 7 |
| Artificial light provided in sanitary accommodation | 8 |

The following is a list of classified trades carried on in the Borough in 1961 :—

| | |
|---|----|
| Aerated Waters | 1 |
| Bakehouses | 9 |
| Bedding Manufacture | 1 |
| Blacksmiths | 1 |
| Boot and Shoe Repair | 3 |
| Brick Manufacture | 5 |
| Building Operations | 18 |
| Caravans | 1 |
| Carpet Manufacture | 3 |
| Carpet Packing | 1 |
| Cattle Foods | 1 |
| Clock Making and Repairs | 1 |
| Concrete Blocks | 2 |
| Coke Screening | 1 |
| Cylinder Repairs | 1 |
| Diecasting | 1 |
| Dress Making and Alteration | 3 |
| Dyers | 3 |
| Electrical Trades | 7 |
| Electro Plating | 2 |
| Engineering | 28 |
| Engraving | 1 |
| Flour Milling | 1 |
| Food Preparation | 7 |
| Generation and Transforming of Electricity | 4 |
| Gasket and Packing Manufacture | 1 |
| Glazed Pipes | 1 |
| Gramophone Parts | 2 |
| Gut Scraping | 1 |
| Hydraulic Pump Leathers | 1 |
| Ice Cream | 1 |
| Insulated Wires | 1 |
| Joinery and Cabinet Making | 18 |
| Leather Goods | 2 |
| Laundering | 3 |
| Machine Tools | 5 |
| Maltsters | 1 |
| Metal Spinning and Stamping | 2 |
| Metal Windows, Glazed Roofs | 2 |
| Mortar Grinding | 3 |
| Motor Body Building | 5 |
| Motor Vehicle Repairs | 24 |
| Mustard Grinding and Packing | 1 |

| | |
|--|----|
| Oil Refining | 1 |
| Paint Manufacture | 1 |
| Pattern Making | 2 |
| Photography | 2 |
| Plumbing | 3 |
| Portable Buildings | 3 |
| Printing | 3 |
| Precast Concrete Blocks | 1 |
| Rag Grinding | 1 |
| Repairs to Open Cast Plant | 1 |
| Ready Mixed Concrete | 1 |
| Road Machinery Repairs | 1 |
| Road Tar and Antifreeze Compounds | 1 |
| Refuse Sorting and Tin Baling | 1 |
| Radiograms (Hi-fi) | 1 |
| Radio Parts | 1 |
| Radio and Television Repairs | 3 |
| Radio and Television (Assembly and Wiring Only) | 1 |
| Repairs to Surgical Instruments | 1 |
| Rubber Pads | 1 |
| Rug Manufacture | 2 |
| Saw Mill | 1 |
| Sheet Metal Workers | 7 |
| Soap Manufacture | 2 |
| Steam and Hydraulic Packing | 1 |
| Steel Furniture | 1 |
| Stone Trades | 5 |
| Stove Enamelling | 2 |
| Sugar Confectionery | 1 |
| Tailoring | 1 |
| Textiles | 43 |
| Tiles | 2 |
| Valve Manufacture | 2 |
| Washing Machines | 1 |
| Waste Sorters | 1 |
| Weaving and Washing of Cleaning Cloths | 1 |
| Wholesale Fishmongers | 2 |
| Wire Cutting and Coiling | 4 |
| Wire Drawing | 6 |
| Wire Goods | 8 |
| Wire M/C Manufacturers | 3 |
| Wire Scourers and Filters | 1 |
| Wire Winding | 1 |
| Woodworking | 3 |

HAIRDRESSERS AND BARBERS

Section 120, West Riding County Council (General Powers) Act, 1951, is in force in the district and all persons carrying on the trade of Hairdresser and Barber are required to register themselves and their premises with the Borough Council.

13 Gentlemen's Hairdressers

26 Ladies' Hairdressers

are registered. Seventeen visits were paid to these premises with a view to ensuring compliance with your Council's Byelaws relative to hairdressing hygiene, and premises and methods were generally found quite satisfactory.

PREVENTION OF DAMAGE BY PESTS ACT, 1949

The work carried out under the above Act has followed on the lines laid down in previous reports, this Department being responsible for all work except rodent infestation and control in Corporation Sewers which is carried out by the Borough Engineer's Department. Free treatment of domestic infestation, where there is co-operation from occupiers, continues and treatments are carried out on payment for other types of premises.

The following table summarises the work carried out during the year ended 31st December, 1961.

| | TYPE OF PROPERTY | | | | |
|---|------------------|--|---------------------------------------|---------------------------------|---------------|
| | NON-AGRICULTURAL | | | | Agri-cultural |
| | Local Authority | Dwelling-houses including Council Houses | All other including Business Premises | Total of Cols. (1), (2) and (3) | |
| 1. Number of properties inspected as a result of : | | | | | |
| (a) Notification ... | 2 | 171 | 109 | 282 | 4 |
| (b) Survey under the Act ... | 2 | 237 | 152 | 391 | — |
| (c) Otherwise (e.g., when primarily visited for some other purpose) ... | 24 | 280 | 398 | 702 | 16 |
| 2. Number of properties inspected which were found to be infested by :— | | | | | |
| (a) Rats - Major ... | — | 2 | 2 | 4 | 3 |
| Minor ... | 2 | 90 | 42 | 134 | 2 |
| (b) Mice - Major ... | — | — | 4 | 4 | — |
| Minor ... | 1 | 79 | 61 | 141 | — |
| 3. Number of infested properties treated by Local Authority. ... | 3 | 171 | 109 | 283 | 5 |

PUBLIC SWIMMING BATHS

Twenty-four routine samples of the water from the Bathing Pool of the Public Swimming Baths, Mill Royd Street, were submitted during the year for Bacteriological Examination. The details of these are as follows :—

| Month | Point of Supply | Plate Count 24 hrs. 37° C Colonies per ml. | Coliforms in 100 ml. |
|-------------------|-----------------|--|----------------------|
| January | Inlet | — | — |
| | Outlet | — | — |
| February | Inlet | — | — |
| | Outlet | — | — |
| March | Inlet | 2 | — |
| | Outlet | 1 | — |
| April | Inlet | — | — |
| | Outlet | — | — |
| May | Inlet | — | — |
| | Outlet | — | — |
| June (1) | Inlet | — | — |
| | Outlet | — | — |
| June (2) | Inlet | — | — |
| | Outlet | 1 | — |
| June (3) | Inlet | 1 | — |
| | Outlet | 3 | — |
| July | Inlet | — | — |
| | Outlet | 2 | — |
| August (1) | Inlet | 1 | — |
| | Outlet | — | — |
| August (2) | Inlet | — | — |
| | Outlet | — | — |
| December | Inlet | 1 | — |
| | Outlet | — | — |

The recommended standard for swimming bath water is that no sample should contain any coliform organisms in 100 ml. of water; and that in 75% of the samples examined from the bath the 24 hour count at 37°C. from 1 ml. of water should not exceed 10 colonies and that in the remainder the count should not exceed 100 colonies.

OFFENSIVE TRADES

The following offensive trades are carried out in the Borough:—

| | |
|----------------------|---|
| Tripe Boilers | 1 |
| Soap Boilers | 2 |
| Gut Scrapers | 1 |

The tripe and soap boilers have been carrying on their businesses for a great number of years and once again have given no grounds for complaint during the year.

The gut scraper was established during the year at the local slaughterhouse and is for the processing of intestines from animals slaughtered at the slaughterhouse.

MOVEABLE DWELLINGS

There are in the Borough three sites used for moveable dwellings used by Showmen who are members of the Showmens' Guild. In each of these cases licences were also issued during the year in respect of other moveable dwellings stationed on the same sites, under the Caravan Sites and Control of Development Act, 1960. Licensing was not so straightforward on account of the sites being used also by Members of the Guild, but conditions based on the Model Standards of the Ministry of Housing and Local Government were added to the site licences in each case.

The sites licensed are :—

| Site | Maximum number of caravans | Remarks |
|--------------------------------------|----------------------------|--|
| Marshall's Site, Atlas Mill Road, | 12 | Subject to conditions. Site used by Showmens' Guild. |
| Beaumont's Yard, Atlas Mill Road, | 3 | Subject to conditions. Site used by Showmens' Guild. |
| Brighthouse C.C. & B. Club, | 1 | Subject to conditions. Forms small portion of larger site used by Members of Showmens' Guild. |

PUBLIC CLEANSING SERVICE

The Health and Cleansing Committee is responsible for the cleansing of privy middens, dustbins, cesspools and pail closets and for the collection and subsequent disposal of salvage, the cleansing and maintenance of sanitary conveniences and the humane destruction of domestic animals; also for the maintenance and control of the Department transport.

(i) Storage of Refuse

The following are the types of receptacles in use at 31st March, 1962 :—

| | | | | | | | |
|---------------|-----|-----|-----|-----|-----|-----|--------|
| Dustbins | ... | ... | ... | ... | ... | ... | 12,967 |
| Privy Middens | ... | ... | ... | ... | ... | ... | 10 |
| Pail Closets | ... | ... | ... | ... | ... | ... | 178 |

The number of privy middens show a reduction of 27 from last year. For the most part these have been replaced by pails and this explains why in this modern age the number of pails has increased from 162 last year to 178. The conversion of privies to pails and dustbins has enabled a more frequent service to be given to those premises unfortunate enough not to have a proper water carriage system of disposal.

In addition to the pails used at permanent buildings a number are in temporary use at building sites and the emptying of these by the Department reduces the dangers of other less sanitary methods being used.

It will be seen that the number of dustbins has increased by a further 241 in 1961. The very considerable amount of private development taking place is beginning to make a considerable effect on refuse collections as virtually all the houses —private and municipal— have long approach paths to the rear where the bins are situated whereas the much smaller number of houses they have superseded had often shared bins in dustbin areas holding all the bins for a number of houses immediately adjacent to a vehicle access. Smoke Control Areas will also mean an increase in the bins to be collected for in some cases additional storage space for house refuse will be required and, of course, can be provided, by occupiers.

Allowing 15 bins per hour per man then the increased number of bins means 16 man hours each week are required to give a collection. The effect on transport and disposal will be discussed under the respective headings.

The Council have not taken any steps to adopt paper sacks for refuse retention partially in view of the method of disposal principally used in the Borough. While the year marked the beginning of high pressure salesmanship in technical journals, at meetings and by films to supersede the refuse bin by the paper sack only a limited number of Authorities have other than pilot schemes at present.

(ii) Refuse Collection

The following table gives the number and types of receptacles cleansed and tonnage collected with previous years' figures for comparison :—

| | 1961/62 | 1960/61 | 1959/60 | 1958/59 | 1957/58 |
|--------------------|---------|---------|---------|---------|---------|
| Dustbins | 504,800 | 519,203 | 515,700 | 477,695 | 437,239 |
| Privy Middens ... | 521 | 975 | 1,232 | 1,345 | 1,321 |
| Pail Closets ... | 9,709 | 8,705 | 9,043 | 8,696 | 9,314 |
| Kitchen Waste Bins | 10,986 | 11,035 | 7,069 | 5,818 | 6,119 |
| Weight in Tons ... | 9,955 | 10,312 | 10,318 | 9,441 | 8,928 |

During the winter months the Borough is divided into four areas for refuse collection while in summer the number of areas is three. Each truck carries a normal complement of a driver and three loaders and one truck serves one district.

In the last section the increased number of dustbins and some idea of the effect of this increase on refuse collection was discussed. With new development proceeding in several parts of the Borough together with the change to gas and electric forms of heating which is happening everywhere the ability of our present labour and vehicle force to meet the situation must be under frequent review.

For several years the Council has operated a successful bin bonus scheme and the drivers and loaders of the above trucks participate therein.

Another truck is engaged on pail and privy collection and emptying of refuse bins remote from the normal collection rounds.

During the winter months it was generally possible to maintain a seven to nine day refuse collection of dustbins except from those isolated dwellings picked up by special collection where intervals

between collections were a little greater. During the summer the period between collections was extended to seven to eleven days due to holidays and sickness.

Once again the number of special visits for the collections of such articles as surplus furniture exceeded 300. It is not always the case that such refuse is easily accessible or that it is accessible at all, nor is it always "house refuse," interpreting such definition in its widest sense, that awaits collection. A free collection service is offered for small amounts of surplus bulky items of household furniture but a charge is made where whole houses have to be cleared, particularly if this is for the purpose of selling or re-letting the house. The system of only removing this type of refuse after full details have been given on a form has simplified the procedure and made arrangements for collection easier.

In summer during the last two years it has been possible to supplement the collection service by a 4th truck for part of each week to enable a reasonably frequent service to be given in Rastrick Smoke Control Areas and the Town Centre.

The following table gives particulars of collection by the various vehicles :—

| Vehicle | Type | Duty | T. | C. | Q. |
|-----------------------|-------------|---------------------------|-------|----|----|
| S.D. Fore and Aft 23 | Rear Loader | Refuse Collection | 2,144 | 14 | 1 |
| S.D. Freighter 18 ... | Rear Loader | Refuse Collection | 2,291 | 13 | 3 |
| S.D. Freighter 19 ... | Rear Loader | Refuse Collection | 1,627 | 11 | 2 |
| S.D. Fore and Aft 28 | Rear Loader | Refuse Collection | 2,435 | 16 | 0 |
| Fordson 20 | Side Loader | Kitchen Waste Collection | 272 | 11 | 3 |
| Morris 15 | Side Loader | Pail and Privy Collection | 403 | 0 | 0 |
| Bedford 16 | Specialised | Tailings and Cover | | | |
| | | Vehicle | | | |
| Dennis 14 | Side Loader | Refuse Collection | 41 | 6 | 3 |
| Bedford 21 | Side Loader | Spare Vehicle | 283 | 6 | 3 |
| Morris 22 | Van | Waste Paper Collection... | 455 | 0 | 0 |
| Total | | | 9,955 | 0 | 3 |

(iii) Refuse Disposal

Two methods of refuse disposal were in operation in the Borough during the year, namely, mechanical separation with controlled tipping, and controlled tipping alone.

The amounts disposed of and the method of disposal are as follows :—

| | T. | C. | Q. |
|--|--------|----|----|
| 1. KITCHEN WASTE | | | |
| Delivered for processing | 194 | 13 | 1 |
| 2. ATLAS MILL ROAD WORKS | | | |
| House Refuse passed through plant | 6,682 | 17 | 3 |
| Trade Refuse tipped | 160 | 0 | 0 |
| Tins from Queensbury and Shelf U.D.C. | 1 | 3 | 0 |
| Tins from Elland U.D.C. | 11 | 11 | 1 |
| 3. BAILIFF BRIDGE TIP | | | |
| House Refuse | 2,499 | 6 | 2 |
| Trade Refuse | 261 | 0 | 0 |
| 4. MARSH LANE TIP | | | |
| House Refuse | 622 | 3 | 3 |
| Trade Refuse | — | — | — |
| Total | 10,432 | 15 | 2 |

Sixty-nine per cent of house refuse, mainly from Brighthouse and Rastrick was dealt with at the Refuse Disposal Works.

Six per cent of the house refuse—from Southowram area was tipped at Marsh Lane Tip, Southowram, and the remaining twenty-five per cent—from Hipperholme and Bailiff Bridge areas—was tipped at Bailiff Bridge. Controlled tipping was practised, screened dust from the Disposal Plant being used for cover.

Though now nearly 40 years old the Refuse Disposal Plant continued to function satisfactorily but whereas in pre war days it was dealing with the refuse brought in by 2 six cubic yard vehicles it now copes with the refuse brought in by 3 trucks with an average capacity of 15 cubic yards and is virtually working full time because in addition to the increase in truck loads the refuse is of a very different character and much bulkier, as discussed in last year's annual report. The increasing number of houses mentioned earlier adds to the burden and the 241 additional bins last year means that at least 18 cubic yards or 1 large vehicle full of refuse extra over last year has to be dealt with each week on this score alone. The satisfactory disposal of the increasing amounts of surplus furniture we are faced with is a problem in itself.

The magnetic separator mentioned in last year's report was installed during the year and was brought into use in June.

The machine has worked extremely well and while on balance it would probably have been somewhat better if it had been possible to have installed it at the end of the picking belt instead of the beginning, nevertheless it has been an undoubted success and a very decided improvement to the working of the plant particularly as it obviated the need for one soul destroying and unhygienic job—the hand picking of tins.

A commencement was made towards the end of the year on a pneumatic system of dust and cinder removal from the elevator pit but success had not been achieved in this connection by the year end. With the increasing fines content in winter domestic refuse the amount of spillage in the pit at the foot of the elevator has in the past two years increased very considerably and is now a problem that must be met and removed as far as possible.

A start had not been made on the taking of tailings to Bailiff Bridge tip but will commence in the current year.

Both Southowram and Bailiff Bridge tips continue to function satisfactorily for the needs of Southowram and Hipperholme areas respectively. At all tips there was a complete absence of tip fires during the year. This is due to a number of factors but principally to the facts that a large amount of bulky material is picked from both Bailiff Bridge and Southowram tips giving greater consolidation quicker while Atlas Mill Road tip contains very little bulky material due to being mainly used for tailings from the plant; also to the liberal and regular use of cover in the form of dust from the Salvage plant.

(iv) Salvage

(a) **Waste Paper.** Waste Paper is still collected by separate collection from business premises and by the refuse collectors at the same time as normal house refuse. It is graded and baled with a Powell baler as described in previous reports, and clean paper was disposed of to Messrs. Thames Board Mills as has been done for many years.

Soiled paper from the picking belt was disposed to other merchants at a rather lower price. The market is somewhat precarious and at the year end it was not possible to dispose of our ever increasing production of this low grade item.

The market for clean waste paper remained good but towards the year end there were the ominous signs of a recession which, in fact, arrived a few weeks after the end of the year in the form of a quota once again.

The following are details of the various grades of paper baled and disposed of :—

| Grade | 1961/62 | | | | | | Percentage of grades sold | | |
|-------------|---------|-----|----|---------|-----|-------|------------------------------|----|------|
| | Tonnage | | | Revenue | | | | | |
| | | T. | C. | Q. | | £ | s. | d. | |
| Newspapers | ... | 163 | 17 | 0 | ... | | | | 24% |
| Fibreboard | ... | 176 | 1 | 2 | ... | | | | 25% |
| Mixed Paper | ... | 274 | 14 | 0 | ... | 5,840 | 19 | 5 | 40% |
| Low Grade | ... | 79 | 12 | 0 | ... | | | | 11% |
| Total | ... | 694 | 4 | 2 | ... | | | | 100% |

It is interesting to note that in a survey of Waste Paper sales, undertaken by the Bradford Salvage Officers Group amongst 30 Local Authorities in Yorkshire, the Brighouse tonnage of 23.7 tons per thousand of the population per year in 1960/61 was highest.

(b) **Kitchen Waste.** Kitchen Waste is still collected twice weekly from some 102 bins placed at food premises of all types: there are no longer any communal street bins. The collected waste is sold for processing and in the year under review 197 tons 8 cwts. were collected and sold compared with 193 tons in 1960/61.

There has been a noticeable increase in the amount of kitchen waste collected each year since 1957 when the communal street bins were removed.

The material is delivered to a farmer with approved plant for processing. It is felt that the market for this product will always be somewhat unpredictable being dependent on a number of factors affecting the pig trade, and as the material cannot be stored, even for a day, a reliable and regular outlet is sought after and in the year we were fortunate in having such an outlet.

(c) **Baled Destructor Scrap.** 278 tons 2 cwts. were sold during the year compared with 333 tons 17 cwts. the previous year. Of this total 12 tons 14 cwts. were from Elland and Queensbury U.D.Cs. compared with 52 tons 2 cwts. last year. The total revenue was £1661 compared with £2356 last year.

After serious fluctuations in the price obtainable for this item of salvage in recent years the market settled down in 1961 and a consistent realistic price was obtained until the closing months of the year when the unsatisfactory state of the iron and steel trade generally was reflected in the demand for baled scrap. In addition to the 278 tons sold there was a stock of some 40 tons of tins in our Depot. If this stock is taken into account our own production of tins in 1961/62 was the highest yet achieved.

(d) **Ferrous Metals.** The amount of light and heavy scrap sold was 23 tons 5 cwts. during the year under review which was some 2½ tons less than the previous year. The demand was consistent throughout the year and all our collections were disposed of.

(e) **Non-Ferrous Metals.** 3 tons 10 cwts. were sold and this was the same as for the previous year. This small tonnage of some eleven different types or grades of metals other than iron produced a useful revenue of £309.

(f) **Textiles.** There is a limited market for rags, carpeting, sacking, string and old beddings as our products are mostly in a dirty state. 61 tons 8 cwts. were recovered and sold but due to the state of the market the total value of this considerable tonnage was not encouraging being £448.

(g) **Screened Cinder.** The demand for this item of salvage was negligible but a little was exported to Southport regularly. The process of elimination of older type grates in houses, and the use of smokeless fuels is resulting in a progressive reduction in the quality and quantity of screened cinder and the product will shortly be unsaleable. This is not only a question of loss of revenue as the unsold cinder must be removed by our own transport and tipped—another time consuming and unhygienic operation. At times however it is of some value for tip cover.

(h) **Summary.** The following table summarises the tonnages of the main items of salvage disposed of annually since the end of the war :—

| Year | TONS PER ANNUM | | | | | | | |
|------|----------------|---------------|----------|------------|------------|--------------------|--------|-----------------|
| | Waste Paper | Kitchen Waste | Textiles | Baled Tins | Scrap Iron | Non-Ferrous Metals | Rubber | Screened Cinder |
| 1947 | 527 | 405 | 44 | 56 | 24 | 2 | 1 | 404 |
| 1948 | 652 | 376 | 45 | 70 | 19 | 2 | — | 206 |
| 1949 | 450 | 375 | 56 | 49 | 26 | 2 | — | 189 |
| 1950 | 447 | 342 | 39 | 75 | 21 | 2 | 1 | 305 |
| 1951 | 466 | 347 | 46 | 93 | 56 | 2 | 1 | 475 |
| 1952 | 460 | 344 | 46 | 195 | 67 | 3 | — | 287 |
| 1953 | 570 | 345 | 55 | 205 | 36 | 2 | 3 | 259 |
| 1954 | 631 | 346 | 54 | 303 | 30 | 3 | — | 281 |
| 1955 | 633 | 332 | 61 | 297 | 30 | 3 | — | 335 |
| 1956 | 640 | 228 | 61 | 323 | 26 | 3 | — | 233 |
| 1957 | 666 | 147 | 56 | 340 | 24 | 2 | — | 207 |
| 1958 | 620 | 156 | 64 | 315 | 28 | 4 | — | 379 |
| 1959 | 712 | 179 | 60 | 342 | 28 | 3 | 2 | 279 |
| 1960 | 698 | 192 | 69 | 333 | 25 | 3 | 1 | 181 |
| 1961 | 694 | 197 | 61 | 278 | 23 | 3 | 1 | 134 |

Communal Kitchen Waste bins withdrawn from streets — September, 1956.

(v) Transport.

The Department operates a fleet of nine motor lorries, three vans and one motor-cycle and employs a mechanic, all normal repairs and maintenance being carried out in the Department's own garage. A Ford van was replaced during the year by a Morris Mini van and thus both larger vans have now been superseded by more economical smaller units.

The Department fleet is now ageing, 8 vehicles being over 10 years old, and replacement of at least two vehicles each year for the next four years or so must be anticipated. The Motor Cycle and Waste Paper van are to be superseded in 1962/3 the former by a more versatile small van and the latter by a bigger van because like other refuse the type of waste paper collected has altered in recent years and is now much more bulky than it was a decade ago.

In the section dealing with refuse receptacles it was pointed out that there was an increase of 241 in the number of dustbins and in the section on disposal it was explained how this amounted to 18 cubic yards—or more than 1 of our large vehicles full per week and this is from additional bins only. There is also the bulkier refuse from the 12,700 other existing receptacles and increasing number of surplus removals explained above which bring increased pressure on not only our collection vehicles but also on the disposal of tailings, breeze and dust.

The following are details of the fleet at the year end :—

| Vehicle No. | Departmental No. | Date of Registration | Make |
|-------------|------------------|----------------------|-------------------------|
| GWT 568 | ... 14 | ... 1.10.47 | ... Dennis |
| GWT 328 | ... 15 | ... 23.8.47 | ... Morris |
| HWW 788 | ... 16 | ... 16.3.49 | ... Bedford |
| JWR 764 | ... 18 | ... 1.11.49 | ... Shelvoke and Drewry |
| JWT 19 | ... 19 | ... 26.11.49 | ... Shelvoke and Drewry |
| KWW 44 | ... 20 | ... 1.6.51 | ... Ford |
| KYG 153 | ... 21 | ... 1.1.52 | ... Bedford |
| LWT 694 | ... 22 | ... 14.8.52 | ... Morris |
| PWR 700 | ... 23 | ... 1.7.55 | ... Shelvoke and Drewry |
| SWU 852 | ... 26 | ... 1.9.56 | ... B.S.A. Motor Cycle |
| WWT 352 | ... 27 | ... 11.9.58 | ... Austin A35 Van |
| 3670 WW | ... 28 | ... 3.6.60 | ... Shelvoke and Drewry |
| 5713 WY | ... 29 | ... 20.5.61 | ... Morris Mini Van |

(vi) General

During 1961/2 we retained that proportion of our labour who had been with us for many years—14 men have over 10 years service—but difficulty was again experienced in obtaining suitable labour for vacancies that were all too frequent.

It is appropriate that reference should be made to the excellent service given by the regular staff and workmen in the Department. It is because of the diligent yet pleasant character of these men and their ability to work with minimum supervision that our relations with the public have remained good and complaints, which are inevitable, kept to a minimum.

Once again the cost of the service compared favourably with those of practically all other Local Authorities shown in the Costing Returns for the Collection and Disposal of House and Trade refuse and one found considerable satisfaction in perusing these costs.

(vii) **Department Revenue**

The following is a detailed list of the Department's revenue obtained during the year:—

| | T. | C. | Q. | £. | s. | d. |
|--|-------|----|----|--------|----|----|
| (a) REFUSE COLLECTION :— | | | | | | |
| Trade Refuse Charges | | | | 120 | 17 | 3 |
| (b) REFUSE DISPOSAL :— | | | | | | |
| Trade Refuse Charges | | | | 291 | 11 | 0 |
| Other Income | | | | — | — | — |
| (c) SALVAGE :— | | | | | | |
| Baled Waste Paper | 694 | 4 | 2 | 5,840 | 19 | 5 |
| Kitchen Waste | 197 | 8 | 0 | 708 | 2 | 3 |
| Baled Destructor Scrap | 278 | 2 | 0 | 1,661 | 15 | 5 |
| Ferrous Metal | 23 | 5 | 0 | 149 | 0 | 6 |
| Non-Ferrous Metals | 3 | 10 | 0 | 309 | 9 | 1 |
| Textiles | 61 | 8 | 0 | 447 | 11 | 6 |
| Screened Cinder | 134 | 0 | 0 | 66 | 6 | 0 |
| Rubber | 1 | 0 | 0 | 6 | 16 | 0 |
| Miscellaneous | — | — | — | — | — | — |
| (d) MECHANICAL TRANSPORT :— | | | | | | |
| Transport Charges | | | | 360 | 10 | 6 |
| (e) MISCELLANEOUS :— | | | | | | |
| Sale of Dustbins | | | | 591 | 5 | 0 |
| Lethal Chamber Charges & bequest (£10) | | | | 35 | 13 | 6 |
| Disinfectants | | | | 3 | 16 | 9 |
| Rents, Acknowledgements, Etc. ... | | | | 4 | 9 | 6 |
| Totals | 1,392 | 17 | 2 | 10,598 | 3 | 8 |

**(viii) Details of Refuse Collection Costs for the Year
Ending March 31st, 1962**

| Item | Refuse Collection and Kitchen Waste | Nightsoil and Cesspool Collection | Total |
|--|---|---|--------------|
| | £ s. d. | £ s. d. | £ s. d. |
| EXPENDITURE | | | |
| Wages and Salary ... | 8,671 8 11 | 257 8 0 | 8,928 16 11 |
| National Insurance and graduated Pensions Contribut'ns | 402 6 2 | 12 4 4 | 414 10 6 |
| Superannuation ... | 133 7 9 | 11 15 5 | 145 3 2 |
| Mechanical Transport ... | 7,989 2 6 | 475 5 3 | 8,464 7 9 |
| Disinfectants ... | — | 22 2 3 | 22 2 3 |
| Dustbins ... | 523 1 10 | — | 523 1 10 |
| Cesspool Emptying ... | — | 25 13 1 | 25 13 1 |
| Protective Clothing ... | 103 1 9 | 1 0 0 | 104 1 9 |
| Tools and Implements ... | 134 15 9 | — | 134 15 9 |
| Sundry Expenses ... | 30 14 10 | — | 30 14 10 |
| | 17,987 19 6 | 805 8 4 | 18,793 7 10 |
| INCOME | | | |
| Trade Refuse Charges ... | 291 11 0 | — | 291 11 0 |
| Kitchen Waste Sales... | 708 2 3 | — | 708 2 3 |
| Dustbins ... | 591 5 0 | — | 591 5 0 |
| Disinfectants ... | — | 3 16 9 | 3 16 9 |
| TOTAL INCOME ... | 1,590 18 3 | 3 16 9 | 1,594 15 0 |
| NET EXPENDITURE ... | 16,397 1 3 | 801 11 7 | 17,198 12 10 |

(ix) Details of Refuse Disposal and Salvage Costs, Year Ending 31st March, 1962

| Refuse Disposal and Salvage :— | £ | s. | d. | £ | s. | d. |
|--|-------|----|----|--------|----|----|
| Wages | | | | 5,883 | 10 | 0 |
| National Insurance & Graduated Pensions Contributions | | | | 273 | 15 | 1 |
| Superannuation :— | | | | | | |
| Equivalent Contributions | | | | 95 | 16 | 0 |
| Additional Allowances | | | | 79 | 8 | 6 |
| Coke and Coal | 74 | 6 | 7 | | | |
| Gas | 31 | 15 | 4 | | | |
| Electricity | 452 | 0 | 5 | | | |
| Water | 18 | 2 | 6 | | | |
| | <hr/> | | | 576 | 4 | 10 |
| Rents and Acknowledgements | 10 | 4 | 6 | | | |
| Rates | 343 | 2 | 6 | | | |
| Insurance | 101 | 0 | 0 | 454 | 7 | 0 |
| | <hr/> | | | | | |
| Tools and Implements | | | | 281 | 1 | 1 |
| Repairs :— | | | | | | |
| Plant and Machinery | 296 | 18 | 11 | | | |
| Buildings and Grounds | 322 | 19 | 6 | 619 | 18 | 5 |
| | <hr/> | | | | | |
| Protective Clothing | | | | 57 | 4 | 7 |
| Loan Charges :— | | | | | | |
| Loan Interest | 226 | 1 | 10 | | | |
| Sinking Fund Contribution | 148 | 0 | 0 | 374 | 1 | 10 |
| | <hr/> | | | | | |
| Other Expenses :— | | | | | | |
| Tip Cultivation | | | | 18 | 6 | 9 |
| Lethal Chamber | | | | 10 | 11 | 7 |
| Salvage Purchases | | | | 25 | 8 | 6 |
| Mechanical Transport | | | | 954 | 14 | 11 |
| New Garage Doors | | | | 164 | 10 | 0 |
| New Lethal Chamber | | | | 144 | 13 | 9 |
| Revenue Contributions to Capital Outlay ... | | | | 1708 | 12 | 8 |
| Miscellaneous | | | | 43 | 16 | 1 |
| | | | | <hr/> | | |
| Gross Costage | | | | 11,766 | 1 | 7 |
| Revenue | | | | 8,642 | 18 | 2 |
| | | | | <hr/> | | |
| NETT EXPENDITURE | | | | 3,123 | 3 | 5 |
| | | | | <hr/> | | |

(x) Mechanical Transport Costs for the Year Ending March 31st, 1962

| Item | £ | s. | d. |
|--|-------|----|----|
| COST | | | |
| Wages and Salary | 4,487 | 10 | 3 |
| National Insurance and Graduated Pension Scheme | 208 | 6 | 0 |
| Superannuation Contributions | 72 | 19 | 0 |
| Licences and Insurance | 739 | 16 | 2 |
| Petrol and Oil | 1,462 | 18 | 8 |
| Tyres | 263 | 0 | 11 |
| Repairs, etc. | 945 | 2 | 2 |
| Contribution to Renewals Account | 1,600 | 0 | 0 |
| | 9,779 | 13 | 2 |
| RECHARGED | | | |
| Refuse Collection | 8,464 | 7 | 9 |
| Refuse Disposal | 954 | 14 | 11 |
| Sanitation and Health | 342 | 0 | 0 |
| Other Departments | 18 | 10 | 6 |
| | 9,779 | 13 | 2 |

(xi) Refuse Collection and Disposal - Unit Costs for Year Ended 31st March, 1962

| UNIT COSTS | Refuse Collection | Refuse Disposal | Total for Service |
|--|----------------------|--------------------|----------------------|
| | S. d. | S. d. | S. d. |
| Gross cost per ton, labour only ... | 18 6 | 12 0 | 30 6 |
| Gross cost per ton, transport only ... | 16 1 | 1 10 | 17 11 |
| Net cost (all expenditure) per ton ... | 26 9 | 5 11 | 32 8 |
| | £ | £ | £ |
| Net cost per 1,000 population | 526 | 97 | 623 |
| Net cost per 1,000 premises | 1,158 | 213 | 1,371 |

(xii) Operational Statistics — Year Ended 31st March, 1962.

| | | |
|--|-----|-----------------|
| Area (statute acres)—land and inland water | ... | 7,873 acres |
| Population at June 30th, 1961 | ... | 30,980 persons |
| Total refuse collected (estimate) | ... | 9,955 tons |
| Weight (cwts.) per 1,000 population per day (365 days in the year) | ... | 17.6 cwts. |
| Number of premises from which refuse is collected | | 14,082 premises |
| Premises from which collections are made at least once weekly | ... | 95% |
| Average haul, single journey, to final disposal point including miles by secondary transport | ... | 1½ miles |
| Kerbside collection expressed as estimated percentage of total collection | ... | Nil |
| Total refuse disposed of (of which 13 tons were disposed of for other local authorities) | ... | 10,433 tons |
| Methods of disposal (salvage excluded):— | | |
| (a) Crude Tipping | ... | — |
| (b) Controlled Tipping | ... | 31% |
| (c) Direct incineration | ... | — |
| (d) Separation and controlled tipping | ... | — |
| (e) Other methods (Separation and controlled tipping) | ... | 69% |
| | | 100% |

Salvage Analysis of income and tonnage :—

| | | Income | Tonnage Collected |
|-----------------------|-----|--------|-------------------|
| | | £ | Tons |
| (a) Raw Kitchen Waste | ... | 708 | 197 |
| (b) Scrap Metal | ... | 2,095 | 304 |
| (c) Waste Paper | ... | 5,841 | 694 |
| (d) Other Salvage | ... | 521 | 196 |
| | | 9,165 | 1391 |
| Trade Refuse | ... | £412 | 421 |

PUBLIC SANITARY CONVENIENCES

The Department is responsible for the cleansing and maintenance of all Public Conveniences.

The following is a list of such conveniences :—

| Situation | Accommoda- tion for Females | Accommodation for Males |
|-------------------------------------|-----------------------------------|----------------------------|
| Back Bonegate | 5 W.C.'s | 5 W.C.'s 9 urinal stalls |
| Bradford Road | 2 W.C.'s | 1 W.C. 4 do. |
| Bramston Street | 2 W.C.'s | 1 W.C. 4 do. |
| Birds Royd Lane | Nil | 1 W.C. 4 do. |
| Bus Station | 4 W.C.'s | 3 W.C.'s 6 do. |
| Mill Lane | Nil | Nil 4 do. |
| Crowtrees Lane | Nil | Nil 3 do. |
| Halifax Road, Hove Edge | 3 W.C.'s | 1 W.C. 4 do. |
| Whitehall, Hipperholme | 2 W.C.'s | 1 W.C. 4 do. |
| Stray, Lightcliffe | 2 W.C.'s | 2 W.C.'s 3 do. |
| Bailiff Bridge | 1 W.C. | 1 W.C. 3 do. |
| Clifton Road | Nil | Nil 3 do. |
| Rydings Park | 3 W.C.'s | 2 W.C.'s 3 do. |
| Wellholme Park | 4 W.C.'s | 2 W.C.'s 6 do. |
| Lane Head Recreation Ground | 2 W.C.'s | 2 W.C.'s 1 do. |
| King George V. Memorial Park | 1 W.C. | 1 W.C. 1 do. |

No new Public Conveniences were provided during the year but the proposed facilities at Clifton and Southowram should be erected in 1962. The Council have also decided to replace the obsolete conveniences in Rydings Park in conjunction with the Libraries and Parks Committees.

Vandalism has continued at Conveniences but not on the scale of some recent years: in the financial year ended 31st March, 1962 it amounted to approximately £51.


This service is not carried on without cost as the following table will show and vandalism over the years has resulted in a much less satisfactory service being now available to the public than would otherwise have been the case as repairs to repeated wilful damage can never replace the original exactly and are either of different materials or otherwise easily detectable or are made as far as possible, in despair, as damage proof as possible.

The Conveniences are cleaned daily by 1 male cleaner and 3 part time lady cleaners. The male cleaner is provided with transport and the Motor cycle used for this purpose is to be replaced by a more satisfactory small van in 1962/63.

The Council considered the request of the Ministry of Housing and Local Government to remove turnstiles and decided to co-operate by replacing all three existing turnstiles with individual locks.

The cost of the service for the year ended 31st March, 1962 was as follows :—

| | £ | s. | d. | £ | s. | d. |
|--|-----|----|----|------|----|----|
| EXPENDITURE | | | | | | |
| Wages | 888 | 2 | 5 | | | |
| National Insurance | 34 | 3 | 6 | | | |
| Graduated Pensions | 4 | 2 | 8 | | | |
| Superannuation Contributions | 8 | 12 | 0 | | | |
| do. Additional Allowances | 100 | 4 | 11 | | | |
| do. Equal Annual Charge | 2 | 9 | | | | |
| Lighting and Cleaning | 295 | 6 | 5 | | | |
| Rents, Rates and Insurances | 181 | 5 | 0 | | | |
| Toilet Requisites | 25 | 10 | 0 | | | |
| Repairs | 269 | 8 | 6 | | | |
| Removal of Turnstiles | 1 | 6 | 10 | | | |
| Loan Charges :— | | | | | | |
| Interest | 175 | 11 | 9 | | | |
| Sinking Fund Contribution | 390 | 0 | 0 | | | |
| Debt Management | 3 | 2 | | | | |
| | | | | 565 | 14 | 11 |
| Revenue Contributions to Capital Outlay— | | | | | | |
| Erection of Conveniences— | | | | | | |
| Clifton | 16 | 0 | 4 | | | |
| Southowram | 2 | 14 | 9 | | | |
| Rydings Park | 2 | 14 | 9 | | | |
| Reconstruction of Conveniences | | | | | | |
| George Corner | 147 | 9 | 9 | 168 | 19 | 7 |
| Other Expenses | | | | 2 | 5 | 3 |
| | | | | 2545 | 4 | 9 |
| | | | | | | |
| | £ | s. | d. | £ | s. | d. |
| INCOME | | | | | | |
| Receipts | 343 | 11 | 3 | | | |
| Parks Committee— | | | | | | |
| Cleaning Lane Head Shelter | 20 | 0 | 0 | | | |
| Rent of Weighing machine sites | 10 | 10 | 0 | | | |
| Rent of land | 10 | 0 | 0 | | | |
| Market Street Bus Station | | | | | | |
| Contribution by Operators | 196 | 5 | 0 | 580 | 6 | 3 |
| | | | | | | |
| Net expenditure | | | | 1964 | 18 | 6 |



THE KIRKLEES PRINTING CO. LTD.
BETHEL STREET, — BRIGHOUSE
