

[Report 1941] / Medical Officer of Health, Brighouse Borough.

Contributors

Brighouse (England). Council. nb2008024084

Publication/Creation

1941

Persistent URL

<https://wellcomecollection.org/works/t6ge4w6f>

License and attribution

You have permission to make copies of this work under a Creative Commons, Attribution license.

This licence permits unrestricted use, distribution, and reproduction in any medium, provided the original author and source are credited. See the Legal Code for further information.

Image source should be attributed as specified in the full catalogue record. If no source is given the image should be attributed to Wellcome Collection.



Wellcome Collection
183 Euston Road
London NW1 2BE UK
T +44 (0)20 7611 8722
E library@wellcomecollection.org
<https://wellcomecollection.org>



LIBRARY

LIBRARY

BOROUGH OF



BRIGHOUSE



ANNUAL REPORT

OF THE


PUBLIC HEALTH SERVICES

OF THE

BOROUGH OF BRIGHOUSE

1941

ROBERT SUTHERLAND, M.D., D.P.H.
MEDICAL OFFICER OF HEALTH



BOROUGH OF



BRIGHOUSE

ANNUAL REPORT

OF THE

PUBLIC HEALTH SERVICES

OF THE

BOROUGH OF BRIGHOUSE

1941

ROBERT SUTHERLAND, M.D., D.P.H.
MEDICAL OFFICER OF HEALTH

Borough of Brighouse

HEALTH COMMITTEE

(As at December 31st, 1941).

His Worship the Mayor :

Alderman H. WOMERSLEY, J.P.

Chairman :

Alderman B. ASQUITH.

Vice-Chairman :

Councillor H. ARMITAGE.

Alderman BROOK,	Councillor DENNISON,
Councillor BAKER,	„ DEWHIRST,
„ BARRITT,	„ HUDSON,
„ T. R. BOTTOMLEY,	„ KITSON,
„ CHEETHAM,	„ NAYLOR.

CHILD WELFARE SUB-COMMITTEE.

His Worship the Mayor (Alderman H. WOMERSLEY, J.P.).

Alderman B. ASQUITH (Chairman).

Councillor H. ARMITAGE (Vice-Chairman).

Councillor BAKER,	Councillor NAYLOR,
„ DENNISON,	Mrs. J. A. BROOK,
„ DEWHIRST,	Mrs. F. HICK,
„ HUDSON,	

One Lady from Hipperholme

One Lady from Southowram

One Representative from Clifton and
Hartshead Nursing Association

In an advisory capacity.

HEALTH DEPARTMENT

PUBLIC HEALTH OFFICERS.

Medical Officer of Health :

ROBERT SUTHERLAND, M.D., D.P.H.

Also School Medical Officer, Borough of Brighouse.

Medical Superintendent, Brighouse Isolation Hospital.

Assistant Medical Officer for M. & C.W.:

*DOROTHY W. HEYNEMANN, M.B., Ch.B.

Consulting Obstetrician and Gynæcologist :

*BRYAN L. JEAFFRESON, M.D., F.R.C.S., M.C.O.G.

Orthopædic Surgeon :

*H. L. CROCKATT, M.B., Ch.B.

Oculist :

*R. W. GREATOREX, M.B., Ch.B.

Dental Officer :

*F. SWIRE, L.D.S., R.F.P.S. (Glasgow).

Chief Sanitary Inspector and Cleansing Superintendent :

C. R. MOSS.

Ollet Gold Medallist—Sanitary Inspectors' Association.

Assoc. M. Inst. San. Engineers.

Cert. Royal Sanitary Institute.

Cert. Inspector of Meat and Foods, R.S.I.

Cert. Institute of Public Cleansing.

Additional Sanitary Inspectors :

R. F. FRY.

Cert. of Sanitary Inspectors' Examination Board.

Cert. Inspector of Meat and Foods.

Member of Sanitary Inspectors' Association.

R. BERRY. (Called up for Military Service, Jan., 1941).

Cert. of Sanitary Inspectors' Examination Board.

Cert. Inspector of Meat and Foods.

Member of Sanitary Inspectors' Association.

* Part Time.

Health Visitors :

Miss E. CHARLESWORTH.

Certs. General Nursing and C.M.B.

Miss J. A. WISEMAN.

Certs. General Nursing and C.M.B.

Health Visitor's Certificate.

Queen's Nurse.

Registered Fever Nurse.

Miss M. LATIMER. (Appointed Apl. 10th, 1941).

State Registered Nurse.

State Certified Midwife.

Health Visitor's Certificate.

Queen's Nurse.

Municipal Midwives :

Miss F. E. ALLEN, S.C.M.

Miss F. A. CLEMENT, S.R.N., S.C.M.

Miss E. O. H. MORGAN, S.R.N., S.C.M. (Resigned Aug. 31st, 1941).

Miss M. E. THOMPSON, S.R.N., S.C.M.

Mrs. E. I. HARDWICK, S.C.M.

*Miss H. CROWTHER, S.R.N., S.C.M.

Home Helps :

*Mrs. M. LETTEN.

*Miss M. J. GLOVER.

*Mrs. FRISBY.

Clerks—Health Section :

R. ASPDEN. (Called up for Service, Jan., 1941).

T. G. PINDER. (Called up for Service, July, 1939).

Mrs. E. M. Kerridge.

Clerks—Cleansing and Sanitary Section :

N. N. MORRIS.

Miss B. BATES.

* Part Time.

**TO THE MAYOR, ALDERMEN AND COUNCILLORS OF THE
BOROUGH OF BRIGHOUSE.**

Mr. Mayor and Gentlemen,

I have to submit to you my eighth and last annual report. At the request of the Ministry of Health it is presented in abbreviated form.

The birth rate has gone up again and the death rate has fallen, but the deaths from all causes (446) considerably outnumber the live births (391).

The loss of infant lives increased last year and is still high, more than 1 out of every 10 children born during the year being born dead or dying before reaching the age of 1 year. This is the more disappointing because the numbers of expectant mothers of children attending the clinics for the first time was a record. There is no doubt that the cause is something that adversely affects the developing child inside the mother's womb, and it is clear that we must examine closely such possible factors as the mother's diet and employment. I believe that the development of a scheme of free meals for necessitous expectant mothers would be very well worth while. The number of women attending the post-natal clinics has increased to 75, but we must not be satisfied till all mothers have a complete medical examination six weeks after their confinement.

The death rate from all types of tuberculosis is the lowest in the history of the borough, and for the second year in succession there have been no deaths from diphtheria.

In this, my farewell report, I wish to express my sincere appreciation of the kind support and encouragement that I have received from the Chairman, Vice-Chairman and members of the Committees concerned with the health of the borough and the work of the health department.

There is no doubt that considerable progress has been made, but I am very conscious of what has been left undone and of the great possibilities that lie ahead. The adverse forces that are killing 1 in 10 of the children born in this town are also damaging, to a varying degree, many of the survivors. I commend especially to you the task of sparing no effort or expense to reduce this grievous loss.

I am greatly indebted to the members of my staff, who have given me the loyal help that made possible such improvements as I have been able to introduce. I am grateful to them and to the Town Clerk and the chief officers of other departments for their general helpfulness.

I am, Mr. Mayor and Gentlemen,

Your obedient servant,

ROBERT SUTHERLAND,

Medical Officer of Health.

ADOPTIVE ACTS, BYELAWS, ETC.

These are set out in the 1939 Report.

ANNUAL REPORT OF THE MEDICAL OFFICER OF HEALTH FOR THE YEAR 1941.

STATISTICS AND SOCIAL CONDITIONS OF THE AREA

AREA (in Acres)	7,875
POPULATION : Census, 1931, 30,404. 1941 (est.)	29,680
AVERAGE NUMBER OF PERSONS PER ACRE	3.77
NUMBER OF INHABITED HOUSES	10,410
AVERAGE NUMBER OF INHABITED HOUSES PER ACRE	1.3
AVERAGE NUMBER OF PERSONS PER HOUSE	2.8
NUMBER OF HOUSES OVERCROWDED	289
PERCENTAGE OF HOUSES OVERCROWDED	2.4
RATEABLE VALUE	£163,301
PRODUCT OF A PENNY RATE	£.658

At the present time it is not permissible to publish figures from the unemployment register, but the Manager of the Brighthouse Employment Exchange has kindly supplied the following information on general lines :—

Due to progressive “call up” of younger persons for the Forces, those in the older groups were taken into employment as substitutes ; many of those obtaining work in this way were regarded as almost unemployable under normal industrial conditions. There was continued expansion of local production in all industries concerned with vital production, and a turnover to war work of persons employed in the semi-luxury and less vital trades. Employment in this district also increased through the policy of dispersal of firms engaged on munitions and food production.

EXTRACTS FROM VITAL STATISTICS FOR THE YEAR.

Live Births—	M.	F.	Totals
Legitimate	184	192	376
Illegitimate	7	8	15
Total	191	200	391

Birth Rate : 13.17 per 1,000 of estimated population.

Still Births—	M.	F.	Totals
Legitimate	5	10	15
Illegitimate	1	—	1
Total	6	10	16

Rate per 1,000 total (live and still) births : 39.31.

Deaths—	M.	F.	Total
	224	222	446

Death Rate : 15.02 per 1,000 of estimated resident population.

Deaths from Puerperal Causes—	Deaths	Rate per 1,000 total. (live & still) Births
Puerperal Sepsis	—	—
Other Puerperal Causes	1	2.46
Total	1	2.46

Death Rate of Infants under one year of age—		
All Infants per 1,000 live births		74.16
Legitimate Infants per 1,000 legitimate live births		74.46
Illegitimate Infants per 1,000 illegitimate live births		66.66

Deaths from Diseases of the Heart and Circulation (all ages)	197
Deaths from Cancer (all ages)	56
Deaths from Measles (all ages)	—
Deaths from Whooping Cough (all ages)	2
Deaths from Diarrhoea (under 2 years of age)	1

TABLE 1.
BIRTH RATES, DEATH RATES, ANALYSIS OF MORTALITY,
MATERNAL DEATH RATES AND CASE RATES OF CERTAIN
INFECTIOUS DISEASES IN THE YEAR 1941 for England and
Wales, London, 126 Great Towns, 148 Smaller Towns and
Brighouse.
(Provisional Figures based on weekly and quarterly Returns).

	England and Wales	126 County Boro's and Great Towns including London	148 Smaller Towns (Resident Popu'tions 25,000 to 50,000 at 1931 Census)	London Adminis- trative County	Brighouse
Rates per 1,000 Population					
Births—					
Live	14.2	14.7	16.4	8.9	13.17
Still	0.51	0.58	0.60	0.33	0.5
Deaths—					
All Causes	12.9	14.9	13.0	16.3	15.02
Typhoid and Para- typhoid Fevers ...	0.00	0.00	0.00	0.01	0.00
Smallpox	0.00	—	—	—	—
Measles	0.03	0.03	0.03	0.02	0.00
Scarlet Fever ...	0.00	0.00	0.01	0.00	0.00
Whooping Cough ...	0.06	0.07	0.06	0.04	0.06
Diphtheria	0.07	0.08	0.06	0.03	0.00
Influenza	0.19	0.17	0.20	0.15	0.16
Notifications—					
Typhoid Fever ...	0.03	0.02	0.03	0.04	0.00
Paratyphoid Fever ...	0.09	0.12	0.09	0.05	0.03
Measles	10.33	8.27	10.47	4.77	5.12
Smallpox	—	—	—	—	—
Scarlet Fever ...	1.47	1.49	1.51	1.01	1.82
Diphtheria	1.25	1.53	1.19	0.93	1.28
Whooping Cough ...	4.39	4.37	4.50	3.50	4.11
Erysipelas	0.30	0.36	0.27	0.50	0.26
Pneumonia	1.25	1.53	1.04	1.07	0.84
Cerebro-Spinal Fever	0.25	0.31	0.20	0.30	0.33
Rates per 1,000 Live Births					
Deaths under 1 year of age	59	71	56	68	74.16
Deaths from Diarrhoea and Enteritis under 2 years of age ...	5.1	7.5	4.6	6.8	2.55
Rates per 1,000 Total Births (i.e., Live and Still)					
Maternal Mortality—					
Puerperal Pyrexia ...	0.48				—
Others	1.75		Not available		22.11
Total	2.23				22.11
Notifications—					
Puerperal Pyrexia ...	11.91	15.64	9.43	2.29 19.33	17.19

TABLE 2.
CAUSES OF DEATH OF BRIGHOUSE RESIDENTS IN 1941.

Causes of Death.	1941. All Ages.		
	M.	F.	Total.
1. Typhoid and Paratyphoid Fevers ...	—	—	—
2. Cerebro-Spinal Fever ...	—	1	1
3. Scarlet Fever ...	—	—	—
4. Whooping Cough ...	2	—	2
5. Diphtheria ...	—	—	—
6. Tuberculosis of Respiratory System ...	7	7	14
7. Tuberculosis—other forms ...	3	—	3
8. Syphilitic Diseases ...	2	3	5
9. Influenza ...	5	—	5
10. Measles ...	—	—	—
11. Ac. polio-myel and Polio-enceph. ...	—	—	—
12. Ac. inf. enceph. ...	—	—	—
13. Cancer of buc. cav & œsoph(M) uterus (F) ...	3	3	6
14. Cancer of Stomach and Duodenum ...	3	8	11
15. Cancer of breast ...	—	5	5
16. Cancer of all other sites ...	18	16	34
17. Diabetes ...	5	4	9
18. Intra-cranial Vascular Lesions ...	29	38	67
19. Heart Disease ...	57	55	112
20. Other Diseases of Circulatory System ...	7	11	18
21. Bronchitis ...	20	8	28
22. Pneumonia ...	8	11	19
23. Other Respiratory Diseases ...	7	5	12
24. Ulcer of Stomach or Duodenum ...	3	1	4
25. Diarrhœa under 2 years ...	1	—	1
26. Appendicitis ...	—	—	—
27. Other Digestive Diseases ...	3	6	9
28. Nephritis ...	4	3	7
29. Puerperal and Post-Abort. Sepsis ...	—	—	—
30. Other Maternal Causes ...	—	1	1
31. Premature Birth ...	2	4	6
32. Congenital malformation: birth inj. inf- ant dis. ...	7	4	11
33. Suicide ...	3	2	5
34. Road Traffic Accidents ...	5	—	5
35. Other Violent Causes ...	2	4	6
36. All other causes ...	18	22	40
Totals ...	224	222	446

VITAL STATISTICS.

The estimate of the population of Brighouse is the mid-year estimate of the Registrar General. His estimate is 29,680, compared with the mid-year estimate of 29,540 for 1939. He considers therefore, that the population had increased by 140.

The birth rate for the year is 13.17 per 1,000 of the population. This is 1.19 above the rate for the previous year, 1.03 below the rate for England and Wales, and 3.23 below the rate for the 148 Small Towns.

There were 15 illegitimate births, representing 3.84 per cent. of the total live births and an illegitimate birth rate of 0.5 per 1,000 of the estimated population.

During the year there were 16 still-births, one of which was illegitimate. This gives a rate of 39.31 per 1,000 (live and still) births, which is 4.71 less than the rate for England and Wales (0.51).

The Death Rate for the Borough is 15.02 per 1,000 of the population. This is 0.65 less than the rate for last year and 2.12 above the rate for England and Wales.

The chief causes of death this year were, in order of frequency :—

1. Diseases of the Heart and Circulation—197 (compared with 202 in 1940).
2. Pneumonia, Bronchitis, Influenza and other respiratory diseases—64 (compared with 80 in 1940).
3. Cancer—56 (compared with 47 in 1940).

The Infantile Mortality Rate, or the Death Rate of Infants under 1 year of age per 1,000 live births, is 74.16—a decrease of 2.11 compared with 1940.

There was one maternal death during the year, giving the figure 2.46, compared with the maternal mortality rate of 2.23 per 1,000 live and still births for England and Wales and with last year's Brighouse rate of nil.

GENERAL PROVISION OF HEALTH SERVICES FOR THE AREA.

Laboratory Facilities.

No change has been made in the services provided under this head.

Ambulance Facilities.

The arrangements were described in the 1939 Report.

Nursing in the Home.

The position is unchanged.

Clinics and Treatment Centres.

These were set out in tabular form in Table 3 on page 20 of the 1939 report.

HOSPITALS.

The arrangements were described on page 21 of the 1939 report and are unchanged.

MATERNITY AND CHILD WELFARE.

Midwifery and Maternity Services.

No innovations were introduced during the year.

Ante-Natal Clinics.

The arrangements were described in the 1938 Report.

TABLE 3.

Attendances at the Ante-Natal Clinics.

	1937	1938	1939	1940	1941
Number of Sessions	88	102	147	144	143
Number of new expectant mothers ...	150	194	197	224	240
Total number of individual expectant mothers	183	255	236	239	283
Total number of attendances	543	1063	840	1043	942
Average number of patients per session	6.2	10.4	5.7	7.28	6.58
Percentage of total notified births represented by total number of expectant mothers attending ...	49	58	56	65	72.37

Table 4, on page 12, shows the results of an investigation of 382 pregnancies, and it will be seen that 98.4 per cent. of the cases investigated were under medical supervision during pregnancy. This figure shows an increase over previous years in the number of expectant mothers who take advantage of the available ante-natal care.

In 37 or 9.68 per cent. of the 382 cases investigated, the mother continued at her employment till pregnancy was fairly well advanced. 32 primiparæ (19.2 per cent. of the 166 cases investigated) worked on an average till the end of the fifth month of pregnancy, while 6 multiparæ (2.7 per cent. of the 216 cases investigated) worked on an average till the middle of the 6th month. 5 or 15.62 per cent. of the working primiparæ were unmarried.

TABLE 4.

The Percentage of 382 Investigated Cases in which Medical Ante-Natal Care was given in 1941.

	Primiparae.		Multiparae.		All Mothers.	
	Number	Per Cent.	Number	Per Cent.	Number	Per Cent.
12						
Cases investigated	166	—	216	—	382	—
Attended Brighthouse Ante-Natal Clinic	66	39.76	137	63.42	203	53.1
Attended Hospital Ante-Natal Clinics	36	21.69	33	15.28	69	18.0
Attended own Doctors ante-natally	64	38.55	40	18.52	104	27.2
Total who received medical ante-natal care	166	100	210	97.22	376	98.3

Consultant Ante-Natal Clinic.

The arrangements are unchanged.

Post-Natal Clinics.

During the year 75 individual mothers were seen and 90 attendances made.

Domiciliary Midwifery Scheme.

The work done by the midwives is set out in Table 5 which follows.

TABLE 5.

Work done by the Municipal Midwives during 1941.

Labours conducted :	(a) as midwives	174
	(b) as maternity nurses	25
	(c) total	199
Ante-natal visits	1,450
Post-natal visits	2,882

Home Helps.

During the year, home helps were provided in 32 cases with an average attendance of 14 days per case. All these cases were attended during the mother's confinement and puerperium.

Dental Scheme.

During the year 23 expectant and nursing mothers, and 4 pre-school children were referred for treatment.

Infant Welfare Clinics.

During the year there has been an increase in the number of individual children attending the clinics and in the total number of medical consultations.

TABLE 6.

Attendances at the respective Infant Welfare Clinics in 1941.

	Huddersfield Road	Hipperholme	Southowram	Totals
Number of Sessions	99	47	48	184
Individual children attending	566	284	106	956
Children attending for the first time	310	186	70	566
Medical Consultations	1810	928	416	3154
Average number of medical consultations per session	18	19	8	15
Attendances of children under 1 year	2237	1037	516	3790
Attendances of children over 1 year	1614	988	345	2947
Total attendances	3851	2025	861	6737
Average attendance per session	40	43	18	33.6
Highest attendance at one session	74	58	29	

Breast Feeding.

During the year 48 per cent. of the mothers whose babies had reached the age of 9 months had breast fed these babies for a period of 9 months, and 34 per cent. had breast fed for a period of from 1 to 7 months. These figures are 4 per cent. and 16 per cent. higher respectively, than in 1940. In addition 10 per cent. of the mothers breast fed their children but had to give complementary feeds of artificial milk foods.

The reasons stated for abandoning breast feeding are set out in Table 7.

TABLE 7.

Reasons for Abandoning Breast Feeding.

Reason.	Percentage.
	1941.
Inability to feed (flat nipples, etc.)	31.8
By Doctor's Orders	18.5
Lack of Perseverance	24.3
Illness of Mother, Anæmia, etc.	18.5
Premature Infants—inability to suck	7

Cod Liver Oil, Iron Capsules, Calcium Tablets and Wheat Germ Oil Capsules are provided at the clinic at cost price.

It gives me much pleasure to record again my sincere appreciation of the splendid unselfish work that is done by the voluntary helpers at the Infant Welfare Clinics—The Brighouse Ladies' Committee at the Huddersfield Road Centre; the Hipperholme Ladies' Committee at the Hipperholme Centre; and the Southowram Ladies' Committee at the Southowram Centre. I am most grateful to them all.

Artificial Sunlight Treatment.

The work done is set out in Table 8, which follows, and it will be seen that 300 children received 3,567 exposures compared with 219 children with 3,113 exposures in 1940.

TABLE 8.

The Work of the Artificial Sunlight Clinics during 1941.

	Total for Borough.
Number of children treated	300
Number of exposures	3567

By arrangement with the Education Committee 129 school children received artificial sunlight treatment and a total of 1,523 exposures.

Institutional Provision for Mothers or Children.

The institutional provision for mothers was described in the 1938 Report.

Last year 49 mothers received hospital treatment under the Corporation's scheme, 24 because of unsuitable home conditions, and 25 because of complications.

Orthopædic Treatment.

23 children were seen during the year with a total of 37 attendances, and 1 child was admitted to the Yorkshire Children's Orthopædic Hospital in August, 1941, suffering from Anterior Poliomyelitis. 9 pairs of footwear were adjusted.

Ophthalmic Scheme.

During 1941, 5 pre-school children were examined by Dr. Greatorex. Spectacles were provided in 3 cases, and treatment prescribed in the other two. The cost of spectacles is recovered according to an income scale.

Health Visitor.

There were one Health Visitor and two Nurses combining the duties of Health Visitor and School Nurse in the service of the Corporation in 1941. During the year they attended at the various ante-natal, infant welfare, and artificial sunlight clinics and they paid the following number of home visits.

TABLE 9.

Visits paid by the Health Visitors in 1940 and 1941.

	1940	1941
Visits to New Births	337	369
Visits to Still Births	8	11
Visits to Children under 1 year	857	1352
Visits to Children 1 to 5 years	1097	1961
Visits to Expectant Mothers	107	147
Total	2406	3840

INFANT LIFE PROTECTION.

Number of persons on Register who were receiving children for reward at the end of the year	2
Number of children on register :—	
(1) At the end of the year	2
(2) Who died during the year	—
(3) On whom inquests were held during the year	—
Number of Infant Protection Visitors at end of year :—	
3 Health Visitors.	

No proceedings were taken during the year, no sanctions were given, and no orders were obtained by the Local Authority.

SANITARY CIRCUMSTANCES OF THE AREA.

Water Supply.

No new sources of public water supply were introduced during the year but the supply proved adequate for the needs of the Borough. The quality of the supplies in use was good.

I am obliged to Mr. Lawson, the Water Engineer, for the following information concerning the extensions and renewals of mains carried out during 1941 :—

Extensions.

11 yards of 3 inch main—Granny Hall Park.

50 yards of 8 inch rising main and fixing of Automatic Chloramine Plant at Lands Reservoir.

Replacements.

86 yards of 2 inch main—Ripley Street.

70 yards of 3 inch main—River Street.

Alternative Supply fixed between the 10 inch Hipperholme Supply and the 8 inch Brighthouse Supply.

Drainage and Sewerage.

I have been informed by Mr. H. A. Sneezum, the Borough Engineer, that the following work was carried out during the year 1941 :—

The construction of the Lillands Lane Sewer was completed during 1941. This Sewer extends from the main sewer at Bridge End along Scotty Bank and Lillands Lane and is a total length of 442 yards.

This sewer replaces an old sewer which ran along Lillands Lane from the top of Scotty Bank and discharged through a culvert under the Railway directly into the river.

The old sewer was taken out and the connections thereto diverted to a new sewer which will cater for all the houses on Lillands Lane and the new Oaklands Estate of 96 houses, and includes provision for extension to deal with the drainage area for some distance to the west.

At the point where the old sewer ran under the Railway, the culvert has been reconstructed and a storm overflow built so that all over six times the dry weather flow at this point is discharged to the River Calder.

The sewer varies from 15" to 27" in diameter.

Rivers and Streams.

The West Riding Rivers Board is the supervising Authority. No complaints regarding the pollution of any streams in the area were received in the Health Department during the year.

Public Cleansing.

Full details regarding Public Cleansing are given by the Cleansing Superintendent on pages 37 to 40.

Sanitary Inspection of the Area.

The work done during the year is set out in tabular form in the Sanitary Inspector's Report on pages 29 to 37.

Smoke Abatement.

In accordance with Government instructions efforts to reduce smoke nuisance have ceased.

Public Baths.

I am obliged to Mr. W. Cockroft, the Baths Manager, for the following statement of the attendances of bathers during 1939, 1940, and 1941.

Mixed—	1939	1940	1941
Mixed Bathing	8563	7279	7634
Females—			
Ladies	1669	1116	927
Girls 2d.	2420	2511	2615
Girls' 1d. Tickets	2399	2280	1182
Girls' Swimming Classes	3058	4153	3362
Ladies' Club and Season Tickets	989	1037	1478
Ladies' Slipper Baths			602
Males—			
Men	6201	4335	4331
Boys 2d.	4872	4198	4292
Boys' Swimming Classes	3277	3728	2450
Boys' 1d. Tickets	2097	1350	1072
Men's Club and Season Tickets	1609	1134	980
Military	1325	8852	16694
Men's Slipper Baths			9024
	<hr/>	<hr/>	<hr/>
	38479	41973	56643
	<hr/>	<hr/>	<hr/>

The record day was Saturday, July 12th, with a return of 624 bathers.

Schools.

There is nothing new to report.

INSPECTION AND SUPERVISION OF FOOD.

Milk Supply.

The position is as described in the 1938 Report.

Meat and Other Foods.

A detailed statement regarding the action taken with regard to meat and other foods is given in the Sanitary Inspector's Report.

Adulteration, etc.

The administration of the Food and Drugs Act is in the hands of the West Riding County Council.

Chemical and Bacteriological Examinations of Food.

Samples of foodstuffs for chemical and bacteriological examinations are taken by the County Council.

Nutrition.

Advice regarding the importance of wise feeding is given at every opportunity at the clinics in the Borough. Particular attention is paid to any case which shows even the earliest signs of sub-optimal nutrition and detailed dietary advice is proffered.

PREVALENCE OF, AND CONTROL OVER, INFECTIOUS AND OTHER DISEASES.

General.

The notifiable diseases most prevalent during 1941 were Measles and Chicken Pox.

Diphtheria Immunisation.

The prophylactic used is Alum Precipitated Toxin.

228 pre-school children received complete treatment in 1941, increasing the number of natural and artificial immunes in the Borough to 1,414.

NOTIFIABLE DISEASES.

Diphtheria.

During 1941 there were 27 cases of Diphtheria in the Borough with no deaths, compared with 11 cases in 1940, with no deaths. None of the cases had been immunised.

Smallpox.

No cases of Smallpox occurred during 1941.

Puerperal Pyrexia.

7 cases of Puerperal Pyrexia were notified as occurring in the Borough during 1941, compared with two cases in 1940.

Ophthalmia Neonatorum.

One case was notified during the year, compared with no cases in 1940.

Pneumonia.

23 cases of Pneumonia were reported, compared with 36 in 1940.

Tuberculosis.

The statistics relating to Tuberculosis are presented in tabular form in Table 10.

No action has been found necessary under the Public Health (Prevention of Tuberculosis) Regulation, 1925, nor under the Public Health Act, 1925, Section 62.

Cerebro Spinal Fever.

6 cases of Cerebro Spinal Fever were notified during 1941, compared with 5 cases in 1940.

Acute Anterior Poliomyelitis.

As in 1940, no case of Acute Anterior Poliomyelitis was notified during the year.

Scarlet Fever.

During 1941 there were 49 cases of Scarlet Fever, an increase of 21 compared with the figures for 1940.

Enteric Fever.

1 case was notified during 1941.

Chicken Pox.

This is still a notifiable disease in Brighouse and, during the year, 217 cases were notified, compared with 83 during 1940.

Erysipelas.

There were 8 cases of Erysipelas during the year, nine fewer than in 1940.

Measles.

99 cases were notified during the year, compared with 562 cases last year. There were no deaths.

Whooping Cough.

This year there were 103 cases of Whooping Cough notified, compared with 23 cases in 1940. There were 2 deaths.

NON-NOTIFIABLE DISEASES.

Information concerning these is derived from the returns of deaths and from the returns given by school attendance officers.

Mumps.

There were 464 cases of Mumps brought to our notice in the Schools, compared with 1 case in 1940.

Cancer.

56 deaths—24 males and 32 females—were registered as being caused by some form of malignant disease.

No special facilities are provided by the Corporation for the diagnosis and treatment of Cancer.

PREVENTION OF BLINDNESS.

No action was taken during 1941 under Section 66 of the Public Health Act, 1925, for the prevention of blindness or for the treatment of persons suffering from any disease or injury to the eyes.

TABLE 10.
MONTHLY NOTIFICATIONS OF INFECTIOUS DISEASES DURING 1941.

Month	Meningitis	Paratyphoid	Cerebro-Spinal	Enteric Fever	Scarlet Fever	Tuberculosis		Pneumonia	Erysipelas	Diphtheria	Chickenpox	Ophthalmia Neonatorum	Puerperal Pyrexia	Measles	Whooping Cough	Anti-Poliomyelitis	Dysentery	Totals
						Lungs	Other											
January	...	1	—	—	1	1	—	1	1	2	—	—	—	48	21	—	—	76
February	...	—	—	—	6	2	—	5	2	4	2	—	—	54	19	—	—	94
March	...	—	—	—	2	2	—	2	1	2	7	—	—	16	38	—	—	70
April	...	—	—	—	1	—	1	7	1	7	5	—	1	5	15	—	—	43
May	...	—	—	—	9	1	1	—	1	1	4	—	—	18	16	—	—	51
June	...	—	1	—	6	3	1	2	—	3	17	—	2	5	—	—	—	41
July	...	2	3	—	4	1	—	—	—	2	23	—	—	—	2	—	—	37
August	...	—	—	—	1	1	1	1	—	1	2	1	—	3	1	—	—	12
September	...	—	—	—	1	—	—	—	—	—	16	—	1	3	5	—	9	35
October	...	—	—	—	5	4	1	2	—	7	59	—	1	—	1	—	—	80
November	...	1	—	—	10	1	—	1	2	1	27	—	—	—	—	—	—	43
December	...	—	1	—	8	2	—	4	8	57	—	—	2	—	4	—	—	86
Totals	...	4	5	—	54	18	5	25	16	87	162	1	7	152	122	—	9	668

TABLE 11.
NOTIFIABLE DISEASES (OTHER THAN TUBERCULOSIS) AND
HOSPITAL ADMISSIONS DURING THE YEAR 1941.

Disease.	Cases Notified.	Admitted to Hospital.	Total Deaths.
Measles	99	4	—
Whooping Cough	103	—	2
Smallpox	—	—	—
Enteric Fever	1	1	—
Scarlet Fever	49	43	—
Diphtheria	27	26	—
Pneumonia	23	1	19
Erysipelas	8	—	—
Chickenpox	217	—	—
Ophthalmia Neonatorum	1	—	—
Puerperal Pyrexia	7	1	—
Cerebro Spinal Fever	6	6	1
Acute Poliomyelitis	—	—	—
Dysentery	9	—	1
Meningitis	4	—	—
Totals	554	82	23

TABLE 12.
TUBERCULOSIS—New Cases and Mortality during 1941.

Age Periods.	New Cases.				Deaths.			
	Respiratory.		Non-Respiratory.		Respiratory.		Non-Respiratory.	
	M.	F.	M.	F.	M.	F.	M.	F.
0	—	—	—	—	—	—	—	—
1	1	—	2	—	—	—	1	—
5	—	—	—	—	—	—	—	—
10	—	1	—	—	—	1	1	—
15	—	—	—	—	—	—	—	—
20	2	—	1	—	—	—	—	—
25	3	2	1	1	—	2	—	—
35	1	3	—	—	2	2	—	—
45	2	1	—	—	1	—	—	—
55	1	—	—	—	2	—	—	—
65 and upwards	—	1	—	—	—	—	—	—
Totals	10	8	4	1	5	5	2	—

TABLE 13.
OPHTHALMIA NEONATORUM.

Notified.	Cases Treated		Vision unimpaired.	Vision impaired.	Total Blindness.	Deaths.
	At Home.	In Hospital.				
1	1	—	1	—	—	—

TABLE 14.

ANNUAL INCIDENCE OF VARIOUS INFECTIOUS DISEASES
IN BRIGHOUSE SINCE 1893.

Year	Small-Pox	Scarlet Fever	Diphtheria	Ent'c Fever	Erysipelas	Tuberculosis			Pneumonia
						Lungs	Other	Total	
1893	19	152	3	9	21				
1894	—	31	8	31	10				
1895	—	40	7	25	16				
1896	—	46	5	30	24				
1897	—	66	6	21	36				
1898	—	86	5	22	33				
1899	—	195	11	17	20				
1900	—	95	17	16	16				
1901	—	34	44	6	14				
1902	12	51	20	8	12				
1903	13	48	3	3	3				
1904	69	39	6	4	5				
1905	—	57	10	16	13				
1906	—	68	12	9	15				
1907	—	23	37	8	7				
1908	—	25	24	6	8				
1909	—	124	19	7	7				
1910	—	45	12	3	6				
1911	—	22	9	5	7				
1912	—	56	6	1	7				
1913	—	122	6	1	7	62	11	73	
1914	—	203	24	3	14	42	12	54	
1915	—	60	99	2	16	35	17	52	
1916	—	20	36	3	5	24	8	32	
1917	—	13	15	1	3	57	16	73	
1918	—	22	14	—	4	71	8	79	
1919	—	39	11	3	7	40	11	51	
1920	—	27	13	—	13	27	8	35	14
1921	—	151	13	—	3	21	6	27	7
1922	—	72	8	1	18	17	8	25	14
1923	—	71	6	1	5	15	9	24	9
1924	—	65	6	3	3	26	11	37	20
1925	2	62	2	1	11	22	17	39	13
1926	—	18	4	1	7	30	14	44	11
1927	30	15	3	2	2	24	8	32	22
1928	5	37	3	1	6	22	8	30	8
1929	—	207	7	6	3	16	9	25	17
1930	5	179	24	1	4	18	15	33	10
1931	9	40	19	1	6	21	12	33	14
1932	—	41	18	3	9	24	7	31	16
1933	—	38	11	2	11	27	16	43	16
1934	—	27	15	1	8	5	4	9	5
1935	—	86	13	—	11	13	5	18	12
1936	—	80	11	—	4	15	7	22	7
1937	—	91	26	1	11	20	8	28	30
1938	—	70	32	—	19	22	11	33	31
1939	—	36	22	—	19	18	6	24	32
1940	—	28	11	3	17	19	7	26	36
1941	—	49	27	1	8	18	5	23	23
Totals	164	3272	763	289	534	771	284	1055	367
Averages	3.3	66.7	15.5	5.9	10.9	26.6	9.8	36.4	17

TABLE 15.
BIRTH RATE, STILL BIRTH RATE, INFANTILE MORTALITY RATE AND DEATHS FROM DIARRHOEA
FOR 10 YEAR PERIODS FROM 1896.

Decade	Live Births Rate per 1,000 of the Population		Still Births Rate per 1,000 Total Births	Infantile Mortality Rate		Total Deaths of Infants from Still Birth and Failure to survive 1st year of life. Rate per 1,000 total births	Death Rate from Diarrhoea under 2 years of age, per 1,000 live births	
	Brighouse	England & Wales		Brighouse	England & Wales		Brighouse	England & Wales
1896-1905	23.70	28.8	not known	139	147	not known	8.4	31.4
1906-1915	18.44	24.8	49.6	94	123	133.8	6.4	22.3
1916-1925	15.6	20.1	47.77	81	83	117.9	6.4	9.8
1926-1935	12.3	15.8	54.7	63	65	114	3.5	6.3
1936-1940 5 years	13.23	14.9	38.60	52.11	55	90.8	2.72	5.3
Year 1941	13.17	14.2	39.31	74.16	59	113.47	—	5.1

TABLE 16.
DEATHS FROM SPECIFIED CAUSES SINCE 1896.
BOROUGH OF BRIGHOUSE.

Deaths from Various Causes—Rates per 1,000 Population	
Maternal Mortality	
Decade	
Death Rate per 1,000 Total Births	
Typhoid and Paratyphoid Fever	Small-Pox
Measles	Scarlet Fever
Whooping Cough	Diphtheria
Influenza	Cancer
Tuberculosis	
Lungs	Other
Total	All Causes
B'house	Engl'd & Wales
1896-1905	4.06
1906-1915	6.38
1916-1925	5.60
1926-1935	5.25
1936-1940 5 years	3.66
Year 1941	2.46
1.58	0.39
1.29	0.41
1.12	0.36
0.76	0.18
0.42	0.14
1.97	15.25
1.70	13.68
1.48	14.71
0.94	13.84
0.56	14.97
0.33	0.07
0.40	15.02
0.16	1.88
0.00	0.06
0.00	0.00
0.00	0.00
0.00	0.00
0.00	0.00
0.00	0.00
0.00	0.00
0.00	0.00
0.00	0.00
0.00	0.00
0.00	0.00
0.00	0.00
0.00	0.00
0.00	0.00
0.00	0.00
0.00	0.00
0.00	0.00
0.00	0.00
0.00	0.00
0.00	0.00
0.00	0.00
0.00	0.00
0.00	0.00
0.00	0.00
0.00	0.00
0.00	0.00
0.00	0.00
0.00	0.00
0.00	0.00
0.00	0.00
0.00	0.00
0.00	0.00
0.00	0.00
0.00	0.00
0.00	0.00
0.00	0.00
0.00	0.00
0.00	0.00
0.00	0.00
0.00	0.00
0.00	0.00
0.00	0.00
0.00	0.00
0.00	0.00
0.00	0.00
0.00	0.00
0.00	0.00
0.00	0.00
0.00	0.00
0.00	0.00
0.00	0.00
0.00	0.00
0.00	0.00
0.00	0.00
0.00	0.00
0.00	0.00
0.00	0.00
0.00	0.00
0.00	0.00
0.00	0.00
0.00	0.00
0.00	0.00
0.00	0.00
0.00	0.00
0.00	0.00
0.00	0.00
0.00	0.00
0.00	0.00
0.00	0.00
0.00	0.00
0.00	0.00
0.00	0.00
0.00	0.00
0.00	0.00
0.00	0.00
0.00	0.00
0.00	0.00
0.00	0.00
0.00	0.00
0.00	0.00
0.00	0.00
0.00	0.00
0.00	0.00
0.00	0.00
0.00	0.00
0.00	0.00
0.00	0.00
0.00	0.00
0.00	0.00
0.00	0.00
0.00	0.00
0.00	0.00
0.00	0.00
0.00	0.00
0.00	0.00
0.00	0.00
0.00	0.00
0.00	0.00
0.00	0.00
0.00	0.00
0.00	0.00
0.00	0.00
0.00	0.00
0.00	0.00
0.00	0.00
0.00	0.00
0.00	0.00
0.00	0.00
0.00	0.00
0.00	0.00
0.00	0.00
0.00	0.00
0.00	0.00
0.00	0.00
0.00	0.00
0.00	0.00
0.00	0.00
0.00	0.00
0.00	0.00
0.00	0.00
0.00	0.00
0.00	0.00
0.00	0.00
0.00	0.00
0.00	0.00
0.00	0.00
0.00	0.00
0.00	0.00
0.00	0.00
0.00	0.00
0.00	0.00
0.00	0.00
0.00	0.00
0.00	0.00
0.00	0.00
0.00	0.00
0.00	0.00
0.00	0.00
0.00	0.00
0.00	0.00
0.00	0.00
0.00	0.00
0.00	0.00
0.00	0.00
0.00	0.00
0.00	0.00
0.00	0.00
0.00	0.00
0.00	0.00
0.00	0.00
0.00	0.00
0.00	0.00
0.00	0.00
0.00	0.00
0.00	0.00
0.00	0.00
0.00	0.00
0.00	0.00
0.00	0.00
0.00	0.00
0.00	0.00
0.00	0.00
0.00	0.00
0.00	0.00
0.00	0.00
0.00	0.00
0.00	0.00
0.00	0.00
0.00	0.00
0.00	0.00
0.00	0.00
0.00	0.00
0.00	0.00
0.00	0.00
0.00	0.00
0.00	0.00
0.00	0.00
0.00	0.00
0.00	0.00
0.00	0.00
0.00	0.00
0.00	0.00
0.00	0.00
0.00	0.00
0.00	0.00
0.00	0.00
0.00	0.00
0.00	0.00
0.00	0.00
0.00	0.00
0.00	0.00
0.00	0.00
0.00	0.00
0.00	0.00
0.00	0.00
0.00	0.00
0.00	0.00
0.00	0.00
0.00	0.00
0.00	0.00
0.00	0.00
0.00	0.00
0.00	0.00
0.00	0.00
0.00	0.00
0.00	0.00
0.00	0.00
0.00	0.00
0.00	0.00
0.00	0.00
0.00	0.00
0.00	0.00
0.00	0.00
0.00	0.00
0.00	0.00
0.00	0.00
0.00	0.00
0.00	0.00
0.00	0.00
0.00	0.00
0.00	0.00
0.00	0.00
0.00	0.00
0.00	0.00
0.00	0.00
0.00	0.00
0.00	0.00
0.00	0.00
0.00	0.00
0.00	0.00
0.00	0.00
0.00	0.00
0.00	0.00
0.00	0.00
0.00	0.00
0.00	0.00
0.00	0.00
0.00	0.00
0.00	0.00
0.00	0.00
0.00	0.00
0.00	0.00
0.00	0.00
0.00	0.00
0.00	0.00
0.00	0.00
0.00	0.00
0.00	0.00
0.00	0.00
0.00	0.00
0.00	0.00
0.00	0.00
0.00	0.00
0.00	0.00
0.00	0.00
0.00	0.00
0.00	0.00
0.00	0.00
0.00	0.00
0.00	0.00
0.00	0.00
0.00	0.00
0.00	0.00
0.00	0.00
0.00	0.00
0.00	0.00
0.00	0.00
0.00	0.00
0.00	0.00
0.00	0.00
0.00	0.00
0.00	0.00
0.00	0.00
0.00	0.00
0.00	0.00
0.00	0.00
0.00	0.00
0.00	0.00
0.00	0.00
0.00	0.00
0.00	0.00
0.00	0.00
0.00	0.00
0.00	0.00
0.00	0.00
0.00	0.00
0.00	0.00
0.00	0.00
0.00	0.00
0.00	0.00
0.00	0.00
0.00	0.00
0.00	0.00
0.00	0.00
0.00	0.00
0.00	0.00
0.00	0.00
0.00	0.00
0.00	0.00
0.00	0.00
0.00	0.00
0.00	0.00
0.00	0.00
0.00	0.00
0.00	0.00
0.00	0.00
0.00	0.00
0.00	0.00
0.00	0.00
0.00	0.00
0.00	0.00
0.00	0.00
0.00	0.00
0.00	0.00

TABLE 17.
BOROUGH OF BRIGHOUSE.
TOTAL DEATHS FROM CERTAIN SPECIFIED CAUSES, AVERAGE DEATHS PER ANNUM, AND
NOTIFICATIONS AND CASE MORTALITY OF CERTAIN INFECTIOUS DISEASES SINCE 1894.

	Maternal Mortality			Typhoid and Para typhoid Fever	Small- pox	Meas- les	Scar- let Fever	Whoop- ing Cough	Diph- theria	Influ- enza	Can- cer	Tuberculosis		
	Puer- peral Sepsis	Other Puer- peral Causes	Total									Lungs	Other	Total
Total Deaths since Incorporation of Borough, 1894	18	59	77	44	4	179	68	141	131	390	1270	1159	291	1450
Average Deaths Per Annum ...	0.36	1.20	1.57	0.89	0.08	3.65	1.38	2.87	2.67	7.95	25.91	23.65	5.94	29.59
Total Infectious Diseases Notified ...	—	—	—	289	164	Notifi- able since 1939 661	3372	Notifi- able since 1939 126	763	Not Notifi- able	Not an Infect- ious Dis- ease	771 only	284 ince 1913	1055
Case Mortality Rate per 100 Cases ...	—	—	—	15.2	2.4	2 d'ths since 1939 0.30	2.01	2 d'ths since 1939 1.58	17.1	—	—	538 d'ths since 1913 69.79	156 d'ths since 1913 54.92	694 d'ths since 1913 62.35

TABLE 18.
ANNUAL BIRTHS, STILL BIRTHS AND INFANTILE MORTALITY IN BRIGHOUSE SINCE THE
INCORPORATION OF THE BOROUGH, 1894.

Year	Population	Total Births	Stillbirths		Live Births		Birth Rate for England and Wales	Deaths of Infants under 1 year	Infantile Mortality Rate per 1,000 live births		Total Deaths of Infants from Stillbirth or failure to survive 1st year of life		Deaths from Diarrhoea under 2 years of age		
			No.	Rate per 1000 total Births	No.	Rate per 1000 of population			Brighouse	England and Wales	Stillbirths and Deaths under 1 year of age	Rate per 1000 total births	No.	Rate per 1000 live births	England and Wales Rate per 1000 live births
1894	21,043				571	27.13	29.6	65	113.83	137			1	1.7	14.35
1895	21,153				573	27.08	30.3	76	132	161			15	26.2	33.85
1896	21,238				547	26.83	29.7	77	141	148			5	9.1	23.71
1897	21,347				573	26.84	29.7	74	129	156			4	6.9	36.33
1898	21,466				549	25.37	29.4	108	198	160			13	23.7	41.93
1899	21,570				503	23.31	29.3	61	128	163			2	3.97	44.90
1900	21,690				513	23.63	28.9	75	151	154			1	1.97	32.16
1901	21,780				516	23.69	28.5	91	176	151			11	21.3	36.66
1902	21,960				492	22.40	28.6	63	125	133			—	—	17.07
1903	21,983				501	22.78	28.4	60	120	132			4	7.99	21.92
1904	22,076				477	21.67	27.9	53	106	145			2	4.19	34.78
1905	22,100				454	20.54	27.2	54	111	128			2	4.41	25.02
1906	22,196				460	20.72	27.0	65	141	132			5	10.90	36.73
1907	22,280	442	20	45.25	422	18.94	26.3	42	99	116	62	140.3	—	—	14.76
1908	22,365	475	23	48.32	452	20.21	26.5	47	104	120	70	147.6	3	6.64	24.04
1909	22,455	428	17	39.72	411	18.30	25.6	40	97	109	57	133.2	1	2.43	14.97
1910	22,520	427	24	56.26	403	17.89	24.8	36	89	105	60	140.5	2	4.96	15.69
1911	20,843	391	24	61.64	367	17.57	24.4	29	79	130	53	135.5	9	24.50	44.04
1912	20,900	377	18	47.74	359	17.77	23.8	29	81	195	47	124.4	—	—	9.18
1913	20,960	397	24	60.41	373	17.79	23.9	25	67	108	49	123.4	2	5.34	24.20
1914	21,020	398	17	42.71	381	18.12	23.8	29	76	105	46	115.1	1	2.62	21.05
1915	21,100	361	16	44.32	345	17.10	21.8	36	104	110	52	144.0	2	5.79	18.86
1916	19,748	366	21	57.38	345	16.06	21.6	21	61	91	42	114.8	—	—	12.47
1917	19,332	310	15	48.40	295	13.68	17.8	26	88.4	96	41	132.3	6	2.03	12.18
1918	19,364				304	14.01	17.7	36	118	97			—	—	10.99
1919	21,000	304	11	36.18	293	14.01	18.5	26	88.6	89	37	121.3	1	3.4	9.59
1920	20,871	445	22	49.44	423	20.27	25.4	31	73.16	80	53	119.1	—	—	8.3
1921	20,610	416	22	52.90	394	19.12	22.4	38	111.0	83	60	144.2	4	10.2	15.5
1922	20,670				331	16.01	20.6	31	96.8	77			8	24.1	6.2
1923	20,390	299	14	46.82	285	13.48	19.7	16	56.14	69	30	100.4	3	10.52	7.7
1924	20,100	314	19	60.51	295	14.66	18.8	13	44	75	32	101.9	3	10.8	7.3
1925	19,920	303	9	29.70	294	14.70	18.3	24	81.6	75	33	108.9	1	3.4	8.4
1926	19,440	311	17	54.66	294	15.1	17.8	14	47	70	31	99.7	1	5.4	8.7
1927	19,380	267	11	41.20	256	13.2	16.7	23	90	69	34	127.3	—	—	6.3
1928	19,460	264	12	45.45	252	12.9	16.7	11	44	65	23	87.1	1	4.0	7.0
1929	19,640	267	18	67.41	249	12.1	16.3	20	80	74	38	142.3	2	8.0	8.1
1930	19,640	242	15	61.16	227	11.6	16.3	16	75	60	31	128.1	—	—	6.0
1931	19,940	219	14	63.9	205	10.3	15.8	15	73.2	66	29	132.4	—	—	6.0
1932	19,740	263	8	30.4	255	12.9	15.3	20	78.4	65	28	106.4	1	3.91	6.6
1933	19,670	213	8	37.6	205	10.4	14.4	10	48.4	64	18	84.5	—	—	7.1
1934	19,550	266	16	64.00	250	12.78	14.8	15	64.00	59	31	116.6	2	8.0	5.5
1935	19,510	258	21	81.40	237	12.15	14.7	9	37.97	57	30	116.3	1	4.22	5.7
1936	19,430	231	7	30.30	224	11.53	14.8	19	84.82	59	26	112.1	4	17.86	5.9
1937	30,120	425	18	42.35	407	13.51	14.9	17	41.77	58	35	82.4	—	—	5.8
1938	30,140	453	19	41.94	434	14.4	15.1	20	46.08	53	39	86.1	—	—	5.8
1939	29,900	441	19	43.08	422	14.1	15.0	17	40.28	50	36	81.6	—	—	4.6
1940	29,540	365	11	30.10	354	11.98	14.6	27	76.27	55	38	104.1	1	2.80	4.6
1941	29,680	407	16	39.31	391	13.17	14.2	29	74.16	59	45	110.5	—	—	5.1

TABLE 19.

ANNUAL DEATHS FROM SPECIFIED CAUSES IN BRIGHOUSE SINCE THE INCORPORATION OF THE BOROUGH, 1894.

Year	Population	Maternal Deaths		Number of Deaths from Various Causes and Rates per 1,000 of Population																								Tuberculosis						All Causes	
				Total Death Rate per 1000 Total Births	Typhoid and Paratyphoid Fever		Smallpox		Measles		Scarlet Fever		Whooping Cough		Diphtheria		Influenza		Cancer																
					No.	Rate	No.	Rate	No.	Rate	No.	Rate	No.	Rate	No.	Rate	No.	Rate	No.	Rate															
		Puer-peral Sep-sis	Other Puer-peral	No.	Rate	No.	Rate	No.	Rate	No.	Rate	No.	Rate	No.	Rate	No.	Rate	No.	Rate	No.	Rate	No.	Rate	No.	Rate	No.	Rate	No.	Rate						
1894	21,043	—	—	—	5	0.24	—	0.00	4	0.19	1	0.05	13	0.61	4	0.19	7	0.33	13	0.61	36	1.71	7	0.33	43	2.04	312	14.6							
1895	21,153	—	—	—	3	0.14	—	0.00	13	0.62	1	0.05	3	0.14	3	0.14	—	0.00	11	0.51	40	1.8	13	0.61	53	2.41	349	16.50							
1896	21,238	—	—	—	2	0.09	—	0.00	16	0.75	3	0.14	6	0.28	—	0.00	14	0.65	40	1.74	3	0.14	43	1.88	360	17.00									
1897	21,347	—	—	—	3	0.14	—	0.00	4	0.19	5	0.24	10	0.46	1	0.05	11	0.51	10	0.46	32	1.36				322	15.08								
1898	21,466	—	—	—	4	0.24	—	0.00	12	0.56	3	0.14	1	0.05	2	0.09	1	0.05	17	0.79	41	1.72				418	17.60								
1899	21,570	—	—	—	2	0.09	—	0.00	—	0.00	9	0.41	3	0.14	1	0.05	6	0.28	15	0.70	33	1.41				371	17.10								
1900	21,690	—	2	3.89	2	0.09	—	0.00	10	0.46	7	0.32	13	0.60	6	0.28	—	0.00	15	0.70	39	1.82	12	0.56	51	2.38	399	18.39							
1901	21,780	—	3	5.81	3	0.14	—	0.00	2	0.09	1	0.05	—	0.00	12	0.55	—	0.00	14	0.65	43	1.88				345	15.84								
1902	21,960	—	2	4.06	1	0.05	2	0.09	14	0.65	2	0.09	5	0.23	7	0.31	2	0.09	9	0.41	33	1.50	9	0.41	41	1.91	305	13.88							
1903	21,983	—	4	3.99	—	0.00	1	0.05	6	0.28	2	0.09	6	0.28	—	0.00	4	0.18	10	0.45	27	1.23	5	0.23	32	1.46	258	11.73							
1904	22,076	—	—	0.00	—	0.00	1	0.05	—	0.00	3	0.13	5	0.23	1	0.05	4	0.18	21	0.95	43	1.94	13	0.59	56	2.43	305	13.81							
1905	22,100	—	3	6.60	—	0.00	—	0.00	5	0.23	1	0.04	—	0.00	4	0.18	4	0.18	20	0.90	30	1.35	9	0.41	39	1.76	268	12.11							
1906	22,196	—	5	10.86	2	0.09	—	0.00	7	0.31	7	0.31	4	0.18	1	0.05	1	0.04	21	0.94	27	1.21	13	0.58	40	1.79	312	14.50							
1907	22,280	—	1	2.37	1	0.05	—	0.00	—	0.00	—	0.00	9	0.39	9	0.39	5	0.22	15	0.67	25	1.12	6	0.26	31	1.38	298	13.37							
1908	22,365	—	1	2.21	—	0.00	—	0.00	14	0.63	—	0.00	—	0.00	10	0.45	6	0.26	20	0.89	31	1.38	11	0.49	42	1.87	320	14.30							
1909	22,455	—	2	7.29	3	0.14	—	0.00	1	0.04	2	0.09	8	0.35	5	0.22	7	0.31	16	0.71	26	1.15	5	0.22	31	1.37	283	12.60							
1910	22,520	—	3	7.46	1	0.05	—	0.00	11	0.48	1	0.04	5	0.22	4	0.18	2	0.09	27	1.20	24	1.06	10	0.44	34	1.50	264	11.72							
1911	20,843	1	1	5.44	1	0.05	—	0.00	—	0.00	—	0.00	2	0.10	3	0.14	3	0.14	14	0.67	24	1.14	10	0.48	34	1.62	258	12.53							
1912	20,900	1	1	5.57	2	0.10	—	0.00	2	0.10	3	0.15	3	0.15	1	0.05	—	0.00	25	1.19	27	1.24	9	0.43	36	1.67	294	14.06							
1913	20,960	1	2	8.04	1	0.05	—	0.00	—	0.00	—	0.00	—	0.00	1	0.05	1	0.05	18	0.85	39	1.91	6	0.28	45	2.19	284	13.55							
1914	21,020	1	2	7.87	—	0.00	—	0.00	1	0.04	—	0.00	6	0.28	5	0.23	—	0.00	27	1.28	34	1.62	9	0.42	43	2.04	290	13.80							
1915	21,100	1	2	8.69	—	0.00	—	0.00	31	1.43	1	0.04	—	0.00	15	0.71	4	0.17	18	0.89	22	1.04	11	0.52	33	1.56	331	16.40							
1916	19,748	1	1	5.79	—	0.00	—	0.00	2	0.10	—	0.00	2	0.10	8	0.38	4	0.17	30	1.51	27	1.42	12	0.60	39	2.02	316	16.05							
1917	19,332	1	2	10.16	1	0.05	—	0.00	2	0.10	1	0.05	—	0.00	1	0.05	8	0.38	19	1.03	19	0.93	12	0.60	31	1.53	299	15.51							
1918	19,364	1	1	6.57	—	0.00	—	0.00	3	0.15	—	0.00	15	0.77	2	0.10	59	3.04	22	1.13	32	1.65	7	0.35	39	2.00	373	19.26							
1919	21,000	—	2	6.82	—	0.00	—	0.00	—	0.00	—	0.00	—	0.00	—	0.00	28	1.39	20	0.99	26	1.31	6	0.29	32	1.59	295	14.60							
1920	20,871	—	—	0.00	—	0.00	—	0.00	7	0.33	1	0.05	—	0.00	3	0.14	4	0.19	28	1.34	23	1.10	5	0.24	28	1.34	271	12.98							
1921	20,610	—	—	—	1	0.05	—	0.00	—	0.00	1	0.05	3	0.14	2	0.10	7	0.34	19	0.91	19	0.91	7	0.34	26	1.25	263	12.76							
1922	20,670	—	2	6.04	—	0.00	—	0.00	—	0.00	1	0.05	1	0.05	1	0.05	19	0.92	25	1.21	18	0.87	6	0.29	24	1.16	265	12.82							
1923	20,390	1	1	7.01	—	0.00	—	0.00	1	0.05	—	0.00	3	0.15	—	0.00	9	0.44	21	1.03	21	1.03	6	0.29	27	1.32	272	13.33							
1924	20,100	—	1	3.38	—	0.00	—	0.00	—	0.00	4	0.19	3	0.15	2	0.09	23	1.14	28	1.38	23	1.14	7	0.34	30	1.48	283	14.08							
1925	19,920	1	2	10.20	1	0.05	—	0.00	7	0.35	1	0.05	1	0.05	—	0.00	10	0.50	35	1.81	17	0.85	6	0.30	23	1.15	314	15.70							
1926	19,440	—	—	0.00	—	0.00	—	0.00	—	0.00	—	0.00	—	0.00	2	0.10	10	0.51	36	1.85	20	1.02	5	0.25	25	1.27	257	13.2							
1927	19,380	—	1	3.90	—	0.00	—	0.00	2	0.10	—	0.00	—	0.00	1	0.05	25	1.29	34	1.75	20	1.02	6	0.31	26	1.33	297	15.3							
1928	19,460	—	—	0.00	—	0.00	—	0.00	—	0.00	—	0.00	—	0.00	1	0.05	6	0.31	20	1.03	17	0.87	4	0.20	21	1.07	243	12.5							
1929	19,640	—	1	4.01	1	0.05	—	0.00	—	0.00	—	0.00	1	0.05	—	0.00	24	1.22	36	1.83	18	0.91	6	0.30	24	1.21	308	15.7							
1930	19,640	—	2	8.80	2	0.10	—	0.00	—	0.00	2	0.10	2	0.10	1	0.05	3	0.15	39	1.98	13	0.66	1	0.05	14	0.71	266	13.5							
1931	19,940	—	1	4.60	—	0.00	—	0.00	—	0.00	—	0.00	1	0.05	2	0.10	5	0.25	35	1.75	15	0.75	6	0.30	21	1.05	273	13.7							
1932	19,740	1	1	7.60	—	0.00	—	0.00	—	0.00	—	0.00	1	0.05	1	0.05	13	0.65	31	1.57	12	0.61	2	0.10	14	0.71	266	13.4							
1933	19,670	—	1	4.70	1	0.05	—	0.00	—	0.00	1	0.05	1	0.05	1	0.05	10	0.58	35	1.74	12	0.61	1	0.05	13	0.66	283	14.4							
1934	19,550	1	3	15.04	—	0.00	—	0.00	—	0.00	—	0.00	—	0.00	2	0.10	3	0.15	40	2.05	11	0.56	2	0.10	13	0.66	274	14.0							
1935	19,510	—	1	3.88	—	0.00	—	0.00	—	0.00	—	0.00	—	0.00	—	0.00	3	0.15	38	1.90	11	0.56	2	0.10	13	0.66	247	12.7							
1936	19,430	3	—	12.99	—	0.00	—	0.00	—	0.00	2	0.10	2	0.10	3	0.15	4	0.20	38	1.96	8	0.41	4	0.20	12	0.61	294	15.13							
1937	30,120	1	—	2.35	—	0.00	—	0.00	—	0.00	1	0.03	1	0.03	2	0.07	24	0.79	55	1.83	17	0.56	4	0.13	21	0.69	447	14.84							
1938	30,140	—	1	2.21	1	0.03	—	0.00	—	0.00	1	0.03	—	0.00	—	0.00	3	0.09	52	1.73	10	0.33	4	0.13	14	0.46	404	13.4							
1939	29,900	2	—	4.53	—	0.00	—	0.00	—	0.00	—	0.00	—	0.00	1	0.03	4	0.13	61	2.04	14	0.47	3	0.10	17	0.57	476	15.92							
1940	29,540	—	—	0.00	—	0.00	—	0.00	2	0.07	—	0.00	—	0.00	—	0.00	9	0.30	47	1.59	10	0.34	4	0.14	14	0.47	462	15.67							
1941	29,680	—	1	2.46	—	0.00	—	0.00	—	0.00	—	0.00	2	0.06	—	0.00	5	0.16	56	1.88	14	0.33	3	0.07	17	0.40	446	15.02							

ANNUAL REPORT OF THE CHIEF SANITARY INSPECTOR AND CLEANSING SUPERINTENDENT FOR THE YEAR 1941.

TO HIS WORSHIP THE MAYOR, ALDERMEN & COUNCILLORS.

Mr. Mayor and Gentlemen,

I have pleasure in submitting for your consideration the Annual Report of the Sanitary and Cleansing Services for the year 1941.

As on former occasions the Sanitary Service covers the year ending 31st December, 1941, whilst that of the Cleansing Service is for the year ending 31st March, 1942.

The year has been one of great activity and I would like to express my thanks to the Chairman, Vice-Chairman and Members of the Health Committee for their support and consideration in the matters referred to them, and the Staff and Workmen of the Department for the services rendered.

I am, Mr. Mayor and Gentlemen,

Your obedient servant,

C. R. MOSS,

Chief Sanitary Inspector and
Cleansing Superintendent.

SANITARY ACCOMMODATION.

No progress was made during the year in connection with the provisions of the general conversion scheme, under Brighthouse Corporation Act, 1907.

The following are the details of the conversions carried out during the year.

Pail Closets converted to Water Closets 3

50 Additional Water Closets were provided to existing properties during the year.

The following table indicates the numbers of the various types of Sanitary Conveniences in the Borough at the end of the year.

Fresh Water Closets	9,685
Waste Water Closets	95
Pail Closets	251
Privies	152

DRAINAGE.

298 inspections were paid during the year in connection with the repairs and reconstruction of drains to existing houses.

In 10 instances use was made of the smoke test, whilst in 52 instances the use of the colour test was resorted to, and the water test was used 31 times.

PREMISES AND OCCUPATIONS CONTROLLED BY BYELAWS AND REGULATIONS.**(1) Offensive Trades.**

The following Offensive Trades are carried on in the Borough :—

Tripe Boilers	2
Soap Boilers	2
Rag and Bone Dealers	4
Fat Melters	1

96 inspections were paid to these premises during the year.

COMMON LODGING HOUSES.

There is one Common Lodging House in the Borough housing 39 persons. 31 Inspections were paid to the premises during the year, and generally the premises were reasonably well conducted, and the Bye Laws of the Council observed.

FACTORIES ACT, 1937.**Bakehouses.**

107 inspections were paid during the year to the 29 bakehouses in the Borough.

Factories (Mechanical and Non-Mechanical).

3 Complaints were received from H.M. Inspector of Factories. The following improvements were carried out at Factory Premises during the year.

Particulars.				Number of Defects.	
				Found.	Remedied.
Want of Cleanliness	1	1
Sanitary Accommodation	{ Insufficient ...			1	1
	{ Unsuitable or defective ...			1	1

155 inspections were paid to these premises during the year.

RAT AND MICE (DESTRUCTION) ACT, 1919.

23 inspections and re-inspections were made in relation to rat infestation and advice was given in each case, in addition to Poison Bait being supplied free.

FOOD INSPECTION AND SUPERVISION.

(a) Milk Supply.

(1) Cowsheds.

Regular inspection was made to all dairies and cowsheds in the Borough during the past year. We have now 84 Dairy Farms containing 147 registered cowsheds and housing approximately 1210 dairy cattle.

It is a matter of regret that the amount of cowshed reconstruction carried out during the year is less than on former occasions. The following is a list of structural alterations carried out :—

Hart Sole Farm, Hartshead.	Cowsheds reconstructed and redrained	2
Adjill Grove Farm, South-owram.	Milk Room provided	1
Pasture House Farm, South-owram.	Steam sterilising equipment provided	1
Whitaker Pits Farm.	Cowshed reconstructed	1
	Roof of Milk Room underdrawn	1

We have on our register 72 Retail Purveyors of Milk, made up as follows :—

- 61 Producer Retailers in the Borough ;
- 8 Retailers only ;
- 3 Producers outside the Borough who retail milk in the Borough.

MILK (SPECIAL DESIGNATIONS) ORDERS, 1936/38.

No alteration was made in the number of Accredited and Tuberculin Tested Producers during 1941.

The proportion of Designated Milks produced are as follows :—

" Tuberculin Tested "	8%
" Accredited "	47%

being a total of 55% of the whole.

The following dealers and supplementary licences were issued during the year.

Dealer's Licence to retail " Pasteurised "	1
Supplementary Licences to retail " Tuberculin Tested " and " Pasteurised "	2

CHEMICAL EXAMINATION OF MILK.

The work in connection with the sampling of the milk is administered by the West Riding County Council's Inspector and myself, the County Council bearing the cost of sampling and also providing any legal assistance necessary.

87 samples of milk were submitted by me for analysis during the year, of which 59 were informal samples and 28 formal samples. 70 samples were reported to be genuine whilst 17 were adversely reported upon as being deficient in milk fat. In this instance the Vendor was cautioned by the Legal Department of the West Riding County Council.

BACTERIOLOGICAL EXAMINATION OF MILK.

During the year 16 samples of milk were taken in the Borough by officers of this Department for examination at the County Laboratory, Wakefield, in addition to samples being taken by County Council Inspectors at "Accredited" and "Tuberculin Tested" Farms.

CHEMICAL EXAMINATION FOR DIRT CONTENT.

Following the custom of previous years, use has again been made of the Chemical Examination for **dirt content** and 9 samples were so examined during the year.

The following is a detailed list of the Examinations, together with the classification given by the Analyst. The amount of dirt is given in "parts per million of centrifuged fluid dirt" :—

- 2 samples contained none—Very Clean.
- 3 samples contained Trace part per million—Very Clean.
- 2 samples contained 4 parts per million—Clean.
- 2 samples contained 5 parts per million—Clean.

MEAT INSPECTION.

Particulars of the animals slaughtered at the Regional Slaughterhouse are given in the following table :—

Month.	Beasts.	Sheep.	Pigs.	Calves.	Total.
January	152	1078	157	15	1402
February	143	624	144	42	953
March	160	527	125	11	823
April	164	687	222	—	1073
May	168	404	83	—	655
June	93	111	35	—	239
July	11	220	—	—	231
August	139	356	—	—	495
September	128	476	17	10	631
October	133	436	—	—	569
November	280	1573	22	24	1899
December	87	819	42	2	950
Total	1658	7311	847	104	9920

The following are details of the visits paid under this heading during the year to :—

Regional Slaughterhouse	364
Butchers' Shops	19
Food Preparing Establishments	142

The following unsound food was condemned and surrendered from shops :—

Libby's Sausages	19 Tins.
Tomatoes	48 Tins.
Fish	8 Stones.
Eggs	65.
Cheese	7½ lbs.
Ham	7¼ lbs.
Bitter Oranges	4½ Stones.
Oranges	31 Cases and 278.
Bacon	60 lbs. 5¾ ozs.
Jam	44 2lb.	Jars, 8 1lb.	Jars.
Corned Beef	7 Tins.
Pork Tongues	2 Tins.

**LIST OF UNSOUND MEAT CONDEMNED AND SURRENDERED, GIVING WEIGHTS AND CAUSES OF
CONDEMNATION IN MONTHLY ORDER.**

	Jan. lbs.	Feb. lbs.	Mar. lbs.	Apr. lbs.	May lbs.	June lbs.	July lbs.	Aug. lbs.	Sept. lbs.	Oct. lbs.	Nov. lbs.	Dec. lbs.	Total Weight in lbs.
Tuberculosis ...	1894	551	1243	883	2842	316	1678	2913	896	1542	867	15925	
Cirrhosis ...	93	34	22	22	90	17	28	—	102	104	68	580	
Multiple Abscesses ...	25	14	28	—	62	45	6	17	—	—	25	222	
Actinomycosis ...	—	—	—	—	—	—	—	10	—	—	—	10	
Moribund ...	—	112	—	—	65	—	—	—	—	—	47	224	
Fevered ...	—	—	—	—	63	—	—	—	—	—	—	63	
Pyæmia ...	—	—	—	—	—	—	—	—	—	—	28	28	
Distomatosis ...	—	—	8	—	—	—	—	—	—	—	—	8	
Decomposition ...	—	—	—	42	—	31	54	247	—	—	—	374	
Mastitis ...	—	—	—	—	—	—	—	—	10	—	—	10	
Injury ...	—	—	—	—	5	—	—	—	—	—	—	5	
Parasite Infestation	—	—	—	—	—	—	—	13	—	—	—	13	
Hydatid Cysts ...	14	—	—	—	—	—	—	—	—	—	—	14	
Bruising ...	—	10	22	—	—	—	—	—	—	—	—	32	
Bone Taint ...	191	—	—	—	—	—	—	—	—	—	—	191	
Dropsy ...	—	36	40	—	—	—	—	—	96	179	85	436	

SANITARY INSPECTION OF DISTRICT.

Total Number Inspections	5291
Air Raid Shelters	219
Bakehouses	107
Complaints Investigated	303
Cowsheds and Dairies	773
Caravans	3
Common Lodging Houses	31
Drainage Inspections	301
Dwellinghouses Re-inspected—Housing Acts	284
Dwellinghouses Inspected—Public Health Acts	427
Dwellinghouses Re-Inspected—Public Health Acts	700
Dwellinghouses Inspected—Infectious Disease	156
Dwellinghouses Inspected—Disinfestation	15
Factories Inspected	155
Evacuation and Feeding Centres	18
Emergency Water Supplies	2
Food Preparing Premises	138
Offensive Trades :—	
Fried Fish Premises	45
Fat Rendering Premises	62
Public Conveniences	170
Public Cleansing Service	612
Slaughterhouses	364
Butchers' Shops	19
Schools Inspected	2
Visits to Works in Progress	94
Rats and Mice (Destruction) Act	23
Drains tested with water	31
Drains tested with smoke	10
Drains tested with colour	53
Dwellinghouses Disinfected	38
Miscellaneous Visits	25
Out Workers' Premises	3
Army Billets	7
Food Decontamination Service	71
Water Samples submitted	18
Cottagers' Pigs	7
Farm Premises	1
Shop Act	3

SUMMARY OF SANITARY IMPROVEMENTS EFFECTED.

PUBLIC HEALTH ACTS, 1875-1936.

Brighouse Corporation Act, 1907.

Interior of Houses.

Dilapidated Stone Sink renewed	1
Floors relaid	4

Firerange repaired	3
New Window provided to Dwellinghouse	1
New Glazed Sinks provided	6
Walls and Ceilings replastered	8
Sink Waste Pipes repaired	2
New Sink Waste Pipes provided	2
Defective Firegrate replaced	1
Water gaining access to Cellar abated	10
Dilapidated Window Frames repaired	1
Dirty Houses cleansed	5
Washing facilities provided	1
Dampness abated	15

Exterior of Houses.

Water Service repaired	1
Defective Soilpipe repaired	2
Defective Soilpipe renewed	1
Roofs repaired	17
External Walls repointed	1
Defective Eavesgutters repaired	1
Defective Eavesgutters renewed	2
Houses repointed	9

Yards and Outbuildings.

Offensive Accumulations removed	5
---------------------------------	---

Drainage.

Drains cleansed from obstruction	72
Defective Drains relaid or repaired	9
New Glazed Gulleys provided	2
Drains reconstructed	9
Burst Water Pipes repaired	1

Water Closets.

W.C. Cisterns repaired	3
Additional W.C.'s provided	28
Defective Flushing Cisterns repaired	1
New Wall provided to W.C.	1
Dilapidated W.C. Door Frames renewed	1
Defective W.C. repaired	2

House Refuse Accommodation.

Dilapidated Dustbins renewed	138
------------------------------	-----

Privies and Pail Closets.

Pail Closets converted to Water Closets	3
Pail Closets abolished	5

Miscellaneous.

Rat Infestation	2
Sewage Disposal to Piggeries reconstructed	1
Nuisances from Animals abated	1
Additional Ventilation supplied to Food Stores	2

Factories.

Additional W.C. provided	22
Urinal provided	4
Wash Basins provided	35

Farms.

Cowsheds reconstructed and redrained	3
New Milk Room provided	1
Steam Sterilising Equipment provided	1
Roof of Milk Room repaired	1

PUBLIC CLEANSING SERVICE.

The Health Committee are responsible for the Cleansing and Disposal of the contents of Ashpits, Privy Middens, Dustbins, Cesspools and Pail Closets, and for the cleansing and maintenance of the Public Sanitary Conveniences.

(1) Storage.

The following are the types of receptacles in use at the 31st March, 1942 :—

Dustbins	8967
Ashpits	23
Privy Middens	166
Pail Closets	274

(2) Refuse Collection Service.

The following table gives the numbers and types of receptacles cleansed, loads collected and tonnage :—

	1941-42	1940-41	1939-40	1938-39
Dustbins	238,155	422,910	425,268	424,128
Ashpits	282	144	199	454
Privy Middens	658	837	1,245	1,613
Pail Closets	14,412	—	—	—
Weight in Tons	5,393	6,226	7,436	7,581

The following table gives the particulars of Collection by the Vehicles.

Vehicle.	Loads.	Weights..		
		T.	C.	Q.
S.D. Freighter 4 	372	230	14	0
S.D. Freighter 8 	1,198	2,007	4	3
S.D. Freighter 9 	1,020	1,568	18	3
Morris 10 	470	163	6	1
Dennis 6 	722	1,418	16	2
Morris 5 	—	4	17	3
	3,782	5,393	18	0

Every endeavour has been made to give as accurately as possible the weight of refuse collected, but only refuse dealt with at the Refuse Disposal Works is actually weighed.

REFUSE DISPOSAL.

The various amounts of refuse disposed of and the method of disposal are as follows :—

	T.	C.	Q.
Refuse disposed of at Refuse Disposal Works	5,393	18	0
Refuse disposed of at Bailiffe Bridge Tip	399	0	0

SALVAGE.

During 1941 activity was continued in connection with the salvage of waste materials necessary for the Country's War Effort. One of the principal features during the year was the Yorkshire County Salvage Drive held in September, and the response of the Brighouse people to the intensified appeal during the period was extremely gratifying. Numerous deputations have visited the Refuse Disposal Works during the year to witness our method of salvage recovery. Owing to the shortage of labour and the need for economy in petrol consumption the Council resolved to give all the premises a fortnightly collection instead of once weekly as hitherto, and it was with very great difficulty that the work was maintained.

The following are the details of the Monthly Returns of Salvageable Materials recovered, together with the income received from the same.

Month.	Tonnage of Salvageable Materials recovered.			Revenue.		
	T.	C.	Q.	£	s.	d.
April, 1941	127	2	0	289	15	2
May, 1941	138	13	2	362	17	3
June, 1941	72	11	1	223	4	1
July, 1941	64	0	0	203	4	10
August, 1941	51	3	1	139	11	0
September, 1941	112	14	1	481	8	8
October, 1941	72	3	2	217	1	9
November, 1941	100	19	1	239	0	6
December, 1941	78	11	3	201	15	11
January, 1942	111	17	3	329	5	2
February, 1942	125	12	1	329	9	7
March, 1942	140	6	0	328	18	2
	1195	14	3	£3345	12	1


Of this amount the sales from the Cleansing Services realised £3,194 1s. 1d., whilst £151 11s. 0d. was from sales of scrap from other Departments.

REVENUE FROM SALE OF RESIDUALS.

The following is a detailed list of the revenue obtained during the year :—

	£	s.	d.	£	s.	d.
(a) Refuse Collection :—						
Trade Refuse Charges	20	1	0	20	1	0
(b) Refuse Disposal :—						
Trade Refuse Charges	31	16	3			
Tipping Fees	10	15	9	42	12	0

	£	s.	d.	£	s.	d.
(c) Salvage :—						
Screened Cinder	37	9	5			
Baled Scrap Tins	258	11	0			
Ferrous Metal	103	4	10			
Non-Ferrous Metal	74	2	5			
Baled Paper	2182	2	3			
Cullett	49	12	0			
Jars and Bottles	38	12	10			
Textiles	163	18	6			
Kitchen Waste	186	1	11			
Dust	2	1	0			
Bones	9	18	0			
Rubber	20	1	9			
					3125	16 11
(d) Miscellaneous :—						
Sale of Dustbins	161	13	6			
Drainage Works	6	17	4			
Easements		7	6			
					169	3 4
					£3357	13 3



100

100

100

100

100

100

100

100

100

100


100


100


100

100

100







Smith, Hodgson & Co. (Printers) Ltd.,
Park Row,
Brighouse.