

**[Report 1954] / Medical Officer of Health, Brentwood U.D.C.**

**Contributors**

Brentwood (England). Urban District Council.

**Publication/Creation**

1954

**Persistent URL**

<https://wellcomecollection.org/works/eabszpyj>

**License and attribution**

You have permission to make copies of this work under a Creative Commons, Attribution license.

This licence permits unrestricted use, distribution, and reproduction in any medium, provided the original author and source are credited. See the Legal Code for further information.

Image source should be attributed as specified in the full catalogue record. If no source is given the image should be attributed to Wellcome Collection.





Wellcome Collection  
183 Euston Road  
London NW1 2BE UK  
T +44 (0)20 7611 8722  
E [library@wellcomecollection.org](mailto:library@wellcomecollection.org)  
<https://wellcomecollection.org>

4411(3)  
HEALTH  
A 17 SEP 55  
C.R. 40

1 Mr O'maya Dwi 5-B  
2 Library

# Urban District of Brentwood



## Annual Report

of the


**Medical Officer of Health**

and the

**Chief Sanitary Inspector**

for

**1954**



Digitized by the Internet Archive  
in 2017 with funding from  
Wellcome Library

<https://archive.org/details/b2894835x>

# Urban District of Brentwood

---

## MEMBERS OF THE COUNCIL :

(as at 31.12.54)

**Chairman:** J. Durston, J.P. (1)

**Vice-Chairman:** G. A. D. McTurk. (1)

F. P. Anderson		C. J. L. Fox	
H. C. Browne		G. C. Green, L.L.B.	
H. E. Brownett		P. W. Hammond	(1)
Mrs. G. C. Brummitt	(1)	A. F. Harper	(1)
V. H. Burton	(1)	J. A. Isgrove	(1)
A. V. Cave	(1)	T. W. Kenner	(1)
J. W. Cole	(1)	A. F. Kistner	
Mrs. A. W. Dell	(2)	C. T. Nunn, J.P.	(1)
E. R. D. de Rougemont, J.P.,		F. W. C. Salway	(3)
C.C.		J. M. Smith	
P. W. Duck		Mrs. H. G. Sparrow	(1)
S. B. Farrell		H. Van den Branden	
H. J. Farrow	(1)	S. A. Wilson	
	(1)	Member of Public Health Committee.	
	(2)	Chairman of Public Health Committee.	
	(3)	Vice-Chairman of Public Health Committee.	

## Medical Officer of Health:

B. Fraser Beatson, M.R.C.S., L.R.C.P., D.P.H., D.T.M. & H.

## Chief Sanitary Inspector:

G. Spencer, C.R.San.I., M.S.I.A., Sanitary Inspector, Meat and Food Inspector and Smoke Inspector, Royal Sanitary Institute's Certificate in Sanitary Science as applied to Buildings and Public Works.

## First Additional Sanitary Inspector:

T. Shelton, M.R.San.I., M.S.I.A., Sanitary Inspector, Meat and Food Inspector, Royal Sanitary Institute's Certificate in Sanitary Science as applied to Buildings and Public Works.

## Second Additional Sanitary Inspector:

A. Sheppard, M.S.I.A., Sanitary Inspector, Meat and Food Inspector, Royal Sanitary Institute's Certificate in Sanitary Science as applied to Buildings and Public Works.

## Clerical Staff:

Miss A. M. Y. Froud.

Mrs. M. Davidson (Part-time).

**NOTE.**

The details of the work carried out by the Medical Officer of Health's Department were completed after the retirement of Dr. B. Fraser Beatson in April, 1955.

**STATISTICS AND SOCIAL CONDITIONS**

Area in Acres	...	...	...	...	...	18,166
Estimated Resident Population	...	...	...	...	...	34,670
Number of Inhabited Houses	...	...	...	...	...	10,095
Rateable Value	...	...	...	...	...	£321,399
Sum represented by a Penny Rate	...	...	...	...	...	£1,273

**VITAL STATISTICS:****Live Births.**

	Total	M.	F.
Legitimate	446	242	204
Illegitimate	13	7	6
Crude Birth Rate per 1,000 population	.....	...	13.24
Area Comparability Factor	...	...	1.01
Corrected Birth Rate	...	...	13.37

Table showing comparisons with England and Wales and with smaller towns having a population from 25,000 to 50,000.

Live Birth Rate per 1,000 population for 1954:—

England and Wales.	Smaller Towns.	Brentwood U.D.
14.1	14.4	13.37

**Still births.**

	Total	M.	F.
Legitimate	10	5	5
Illegitimate	—	—	—
Stillbirth Rate per 1,000 total births	21.32		

**Deaths.**

	Total	M.	F.
	405	177	228
Crude Death Rate per 1,000 population	...	...	11.68
Area Comparability Factor	...	...	0.90
Corrected Death Rate	...	...	10.51

Table showing comparisons with England and Wales and with smaller Towns having a population from 25,000 to 50,000:—

Death Rate per 1,000 population for 1954:—

England and Wales.	Smaller Towns.	Brentwood U.D.
11.4	11.5	10.51
Deaths from Puerperal Causes ...	...	Nil
Death Rate of Infants under One Year of age.—		
All Infants per 1,000 live births ...	...	19.61
Legitimate Infants per 1,000 legitimate live births	...	17.94
Illegitimate Infants per 1,000 Illegitimate live births	...	77.00
Deaths from Measles (all ages) ...	...	Nil
Deaths from Whooping Cough (all ages) ...	...	Nil
Deaths from Diarrhoea (under 2 years of age) ...	...	Nil
Deaths from Cancer and other Malignant Diseases ...	...	57
Death Rate from Cancer and other Malignant Diseases per 1,000 of the estimated population ...	...	1.64

Deaths at various ages:—

Age Groups	Number of Deaths		
	M.	F.	Total
Under 1 year ...	4	5	9
1 and under 2 ...	—	—	—
2 and under 5 ...	—	—	—
5 and under 15 ...	—	—	—
15 and under 25 ...	1	1	2
25 and under 35 ...	3	5	8
35 and under 45 ...	7	8	15
45 and under 55 ...	18	8	26
55 and under 65 ...	25	26	51
65 and under 75 ...	62	58	120
75 and over ...	57	117	174
Total ...	177	228	405

Causes of Death:—

Diseases	Number of Deaths		
	M.	F.	Total
Tuberculosis, respiratory ...	3	2	5
Syphilitic disease ...	—	1	1
Malignant Neoplasm, stomach	7	2	9
Malignant Neoplasm, lung bronchus ...	9	—	9
Malignant Neoplasm, breast	—	6	6
Malignant Neoplasm, uterus	—	1	1
Other Malignant and Lym- phatic Neoplasms ...	14	18	32
Leukaemia, aleukaemia ...	—	3	3
Diabetes ...	—	2	2
Vascular Lesions of nervous system ...	31	35	66
Coronary Disease, angina ...	22	28	50

Hypertension with Heart Disease ... ..	2	9	11
Other Heart Disease ...	29	57	86
Other Circulatory Disease ...	8	11	19
Influenza ... ..	1	—	1
Pneumonia ... ..	8	16	24
Bronchitis ... ..	6	6	12
Other Diseases of Respiratory System ... ..	2	—	2
Ulcer of Stomach and Duodenum ... ..	1	1	2
Gastritis, Enteritis and Diarrhoea ... ..	1	1	2
Nephritis and Nephrosis ...	1	1	2
Hyperplasia of prostate ...	5	—	5
Congenital Malformations ...	2	—	2
Other defined and ill-defined diseases ... ..	17	26	43
Motor Vehicle Accidents ...	3	2	5
All other Accidents ... ..	2	1	3
Suicide ... ..	3	4	7
<b>Totals</b> ... ..	<b>177</b>	<b>228</b>	<b>405</b>

### GENERAL PROVISIONS OF HEALTH SERVICES FOR THE AREA Laboratory Facilities.

Routine examinations of milk, water and ice-cream supplies were carried out by the Counties Public Health Laboratories, 66, Victoria Street, London, S.W.1.

### National Health Service Act, 1946—Local Health Services under Part III.

The following is a list of the Clinics provided by the County Council under this heading:—

#### Brentwood Combined Treatment Centre.

Day:	Clinic:
Monday morning.	Ante Natal—9.30 to 11. Women's Welfare—11 to noon.
Wednesday morning.	Minor Ailments.
Wednesday afternoon.	Child Welfare.
1st Wednesday afternoon in every month.	Diphtheria Immunisation
Thursday morning.	Eye Clinic.
Thursday afternoon.	Speech Therapy.
Friday morning.	Speech Therapy.
Friday afternoon.	Child Welfare (with Health Visitor only).
Daily.	Dental.

ere are three Subsidiary centres:—

1st and 3rd Wednesday after-  
noons.

Hutton Child Welfare

4th Thursday afternoon.

Herongate Baby Weighing  
Clinic.

1st, 3rd and 5th Thursday  
afternoons.

Bentley Child Welfare.

The Brentwood Foot Clinic, was moved to 39, Queens Road  
Brentwood, during 1954 and sessions were held as follows:—

**Mondays:** 9 a.m. to 12 noon.  
1 p.m. to 4 p.m.

**Tuesdays:** 9 a.m. to 12 noon.  
1 p.m. to 4 p.m.  
4.30 to 7.30 p.m.

**Wednesdays:**  
9 a.m. to 12 noon.  
1 p.m. to 4 p.m.

**Thursdays:**  
12.30 to 6.30 p.m.

During 1954 a total of 409 sessions were held and the following  
figures show the number of persons treated:—

**By Patients:**

Adults	...	...	...	...	78
Children	...	...	...	...	31
Old Age Pensioners	...	...	...	...	20

**Attendances by:**

New Patients	...	...	...	319
Old Patients	...	...	...	3286 (adults) 93 (children)

**Ambulance Service:**

Statistics in connection with work carried out by the County  
Ambulance Service in the Brentwood area are as follows:—

Patients Conveyed	...	...	24,507
Total Mileage	...	...	114,440
Average Mile Per Patient	...	...	4.7
Stretcher Cases	...	...	2,218
Emergency Cases	...	...	1,137



## SANITARY CIRCUMSTANCES IN THE AREA

### Water Supplies.

4

Main water supplies to the area continue to be provided by the South Essex Water Company and the Southend Waterworks Company. Regular samples were taken and proved to be very satisfactory in quality.

Samples taken from the Southend Water Works Company's mains showed the water to be clear and bright in appearance, of a high standard of bacterial purity and suitable for drinking and domestic purposes. This is a soft water, the average hardness being:—

Temporary:	Permanent:	Total:
25	Nil	25

Samples taken from the South Essex Water Company's mains again showed the water to be clear and bright in appearance, of a high standard of bacterial purity and suitable for drinking and domestic purposes. This is a harder water of which the average hardness is:—

Temporary:	Permanent:	Total:
170	120	290

During the year several more houses were provided with piped water supplies.

### Sewerage.

The following information has been received from the Engineer and Surveyor on sewerage during the year.

#### Sewerage Schemes completed:

Brentwood Road, Ingrave, from the junction with Middle Road to Ingrave cricket field, Cricketers Lane, Ingrave.

#### Sewerage Schemes Commenced and Substantially Completed:

Crow Lane Road from its junction with Crow Green Lane to its junction with Days Lane. Ashwells Road (part).

A large number of works of sewer connection were also completed, principally in the West Horndon and Ingrave areas.

## PREVALENCE OF, AND CONTROL OVER, INFECTIOUS DISEASES

### Diphtheria Immunisation:

The following figures show attendances of children for immunisation:—

At Clinics, Schools and by Private Practitioners	Primary.		Boosts.
	Under 5.	Over 5.	
...	293	55	383

### Poliomyelitis.

No cases of Poliomyelitis were notified during 1954.

### Tuberculosis.

The care of persons suffering from Tuberculosis continued to be the responsibility of the Chest Clinic at High Wood Hospital under Dr. E. Woolf.

The total number of new cases for 1954 which are not included in the Table of Notifiable Diseases were:—

	Pulmonary		Non-Pulmonary	
	M.	F.	M.	F.
Under 5 years ... ..	—	—	—	—
5—14 years ... ..	1	4	—	—
15—24 years ... ..	3	5	—	—
25—44 years ... ..	6	5	—	—
45—64 years ... ..	5	2	1	—
65 and over ... ..	—	—	—	—
Age unknown ... ..	—	—	—	—
<b>Total all ages ... ..</b>	<b>15</b>	<b>16</b>	<b>1</b>	<b>—</b>

There were five deaths from Tuberculosis during the year.

The Mass Radiography Unit, under the direction of Dr. W. L. Yell, visited Brentwood in April, 1954, and the following figures have been received.

**Number of Miniatures Taken.**

Date	Survey	Males	Females	Total
10.53	Rotary Hoes, Ltd., E. Horndon	548	119	667
3.54	Brentwood School (scholars) ...	412	—	412
3.54	Ilford Ltd., Brentwood ...	637	537	1,174
4.54	Schoolchildren ... ..	137	683	820
	Various Firms ... ..	290	255	545
4.54	Public Session, Brentwood ...	427	767	1,194
		<b>2,451</b>	<b>2,361</b>	<b>4,812</b>

**SUMMARY (excluding schoolchildren)**

	Males	Females	Total
Number of Miniatures taken	1,902	1,678	3,580
Number recalled for large films	115	77	192 (5.3%)
Number recalled for investigation	21	14	35 (0.9%)
Number referred to Chest Clinics	17	13	30 (0.8%)

Of the 30 cases referred to Chest Clinics, 4 were classified as living conditions other than tuberculosis, two are under observation, the remaining 24 cases of tuberculosis were classified as follows:—

	Males	Females	Total
Requiring no further action ...	—	1	1
Requiring single re-check ...	2	1	3
Requiring clinic observation for longer period while remaining at work ... ..	10	5	15
Requiring sanatorium or equivalent treatment ... ..	1	2	3
Did not attend Clinic ... ..	1	1	2

### SCHOOL CHILDREN

	Brent-wood School	Brent-wood High	Brent-wood Secondary	Ursuline Convent	St. Charles	St. Helens	TOTAL
	Males	Females	M	F	Males	Males	
No. of Miniatures taken	412	303	84	95	285	43	1232
No recalled for large films	16	10	5	3	8	2	44
No. recalled for investigation	2	1	—	—	—	—	3
No. referred to chest clinic	1	1	—	—	—	—	2
	(Inactive primary)	(Inactive post-primary)					

**NUMBER OF CASES OF PULMONARY TUBERCULOSIS**

	Males					Females					TOTAL
	15-24	25-34	35-44	45-59	60+	15-24	25-34	35-44	45-59	60+	
Active Primary ...	—	—	—	—	—	—	—	—	—	—	Nil
Inactive Primary	—	1	1	3	1	1	—	—	3	—	10
Active Post-Primary											
Unilateral ...	—	1	1	—	—	3	2	—	—	—	7
Bilateral ...	—	1	2	2	—	1	—	—	—	—	6
Inactive Post-Primary	—	6	8	13	2	2	3	2	5	1	42

**ANALYSIS OF NOTIFIABLE DISEASES UNDER AGE GROUPS**

	Age Groups										TOTAL
	Under 1	1-2	3-4	5-9	10-14	15-24	25-44	45-64	65 & over		
Scarlet Fever ...	—	3	2	5	1	—	—	—	—	—	11
Pneumonia ...	—	—	2	5	2	1	2	2	3	—	17
Poliomyelitis ...	—	—	—	—	—	—	—	—	—	—	—
Whooping Cough ...	3	17	29	36	1	2	2	—	—	—	90
Measles ...	1	12	8	41	3	1	1	—	—	—	67
Jaundice ...	—	—	1	2	1	—	1	2	—	—	7
Food Poisoning ...	—	—	—	—	—	—	—	1	—	—	1
<b>TOTALS</b> ...	4	32	42	89	8	4	6	5	3		193

**Tuberculosis Care Association.**

The local voluntary Tuberculosis Care Association continued to give assistance in cases of need.

**Food Poisoning.**

One case of food poisoning was notified in 1954. The patient suffered only a mild attack.

**DEPARTMENT OF CHIEF SANITARY INSPECTOR**  
**Sanitary Inspection of Area.**

	<i>Inspections</i>	<i>Re-Inspections</i>
Housing Regulations ... ..	11	345
Housing Overcrowding ... ..	18	3
Allocation Council Houses ... ..	4	1
Moveable Dwellings ... ..	100	81
Sanitary Defects ... ..	232	1,007
Verminous Premises ... ..	4	6
Dirty Premises ... ..	9	46
Infectious Diseases ... ..	10	4
Water Supplies ... ..	25	37
Drains—Inspected ... ..	135	277
—Tested ... ..	12	—
Sewers ... ..	3	2
Cesspools and Pail Closets ... ..	45	89
Factories—Power ... ..	130	37
—Non-Power ... ..	24	15
Outworkers' Premises ... ..	10	1
Bakehouses ... ..	27	4
Ponds, Ditches and Watercourses	61	92
Swine, Fowls, etc. ... ..	21	47
Accumulations of Refuse ... ..	30	8
Refuse Tips ... ..	18	2
Requisitioned Property ... ..	3	—
Rats and Mice—General ... ..	130	207
"    "    —Sewers ... ..	48	3
Miscellaneous Visits ... ..	377	3
Miscellaneous Interviews ... ..	80	—
Lic. Premises San. Convs. ... ..	8	3
T.B. After-Care ... ..	35	—
Hairdressers' Premises ... ..	26	—
Swimming Baths ... ..	13	—
Shops Act ... ..	12	—
Pet Shops ... ..	3	—
Civil Defence ... ..	3	—
Schools San. Convs. ... ..	6	—
Council Houses ... ..	4	—
Massage Establishments ... ..	13	3
Food Poisoning Investigations ... ..	3	6
Housing Repairs and Rents Act, 1954 (Preliminary Survey)	102	11
Housing Inspections ... ..	81	49
School Canteens ... ..	—	5
Works Canteens ... ..	—	1
	<hr/>	<hr/>
	1,876	2,395
	<hr/>	<hr/>
Number of Complaints received ... ..	...	355

## CLEAN FOOD CAMPAIGNS

1.	(1)	Number of Butchers' Shops ... ..	21
	(2)	Number of Bakers' Shops only ... ..	6
	(3)	Number of Bakers' Shops with Bakehouses attached	5
	(4)	Number of Bakehouses only ... ..	5
	(5)	Number of Grocers' Shops ... ..	80
	(6)	Number of Greengrocers' Shops ... ..	17
	(7)	Number of Fish Shops (Wet) ... ..	9
		(Fried) ... ..	4
		(Wet and Fried) ... ..	2
	(8)	Number of Dairies ... ..	9
	(9)	Number of Milk Shops and Grocers ... ..	12
	(10)	Number of Pasteurising Establishments ... ..	2
	(11)	Number of Cafes and Restaurants ... ..	50
	(12)	Number of Public Houses supplying meals ... ..	26
	(13)	Number of School Canteens ... ..	6
	(14)	Number of Factory Canteens ... ..	8
	(15)	Number of premises registered for sale of Ice-Cream	97
	(16)	Number of Public Houses ... ..	50
	(17)	Number of Knackers' Yards ... ..	1
2.	(a)	Numbers of Premises registered under Essex County Council Act for sale of Ice-Cream ... ..	97
	(b)	Number of Dairies registered under Milk and Dairies Regulations ... ..	21
	(c)	Number of Registered Bakehouses ... ..	10
3.		Number of inspections of registered Food Premises:—	
	(1)	Bakehouses ... ..	27
	(2)	Dairies and Milk Shops ... ..	76
	(3)	Ice-Cream Premises ... ..	179
4.		All condemned food, other than meat, was despatched to the Council's refuse tip under the supervision of the Chief Sanitary Inspector. In special circumstances meat was returned to the Ministry of Foods Abattoir. Since meat became derationed some of this is allowed to be collected by recognised merchants after being stained Green to ensure that it is not misused.	

No special examination of large consignments of food was necessary.

### Food Inspection.

Slaughterhouses ... ..		186
Meat Shops ... ..		80
Other Food Shops ... ..		315
Dairies and Milk Shops ... ..		76
Cowsheds ... ..		3
Knackers' Yards ... ..		31
Cafes and Restaurants ... ..		123
Ice-Cream Premises ... ..		179

Fried Fish Shops	...	...	...	...	3
School Canteens	...	...	...	...	15
Factory Canteens	...	...	...	...	7
					1,018 visits

**Food Sampling.**

Samples of Milk	...	...	...	...	93
Samples of Water	...	...	...	...	13
Samples of Ice-Cream	...	...	...	...	89
					195

**INSPECTION AND SUPERVISION OF FOOD SUPPLIES**

**Milk Sampling.**

<b>Pasteurised Milk:</b>					
No. of samples taken	...	...	...	...	76
No. of samples satisfactory	...	...	...	...	74
No. of samples unsatisfactory	...	...	...	...	2
<b>Sterilised Milk:</b>					
No. of samples taken	...	...	...	...	4
No. of samples satisfactory	...	...	...	...	4
<b>T.T. and Accredited Milk:</b>					
No. of samples taken	...	...	...	...	13
No. of samples satisfactory	...	...	...	...	13

**Cream Sampling.**

No. of samples taken	...	...	...	...	89
No. of samples satisfactory	...	...	...	...	87
No. of samples unsatisfactory	...	...	...	...	2

**Meat and Other Foods.**

No. of Inspections	...	...	...	...	1,018
<b>Total amount of meat and other foods condemned:—</b>					
	<b>Tons.</b>	<b>Cwts.</b>	<b>Qrs.</b>	<b>Lbs.</b>	
	1	5	1	26	

**Meat Packers' Yards.**

No. of Premises	...	...	...	...	1
No. of Visits	...	...	...	...	31

**MEAT INSPECTION**

**Carcases Inspected and Condemned.**

		<i>Cattle</i>		<i>Sheep</i>	
		<i>Excluding</i>	<i>Cows</i>	<i>and</i>	<i>Pigs</i>
		<i>Cows</i>		<i>Lambs</i>	
Number Inspected	...	191	1	142	179



**All diseases except  
Tuberculosis.**

Whole carcase condemned ...	Nil	Nil	Nil	Nil	Nil
Carcase of which some part or organs was condemned ...	26	1	Nil	39	3
Percentage of the number inspected affected with dis- ease other than Tuberculosis	13.6	100	Nil	27.5	1.7

**Tuberculosis only.**

Whole carcase condemned ...	Nil	Nil	Nil	Nil	Nil
Carcase of which some part or organs was condemned ...	11	1	Nil	Nil	3
Percentage of the number inspected affected with Tuberculosis ... ..	5.8	100	Nil	Nil	1.7

**HOUSING**

**Clearance Areas.**

No clearance orders were made or areas dealt with during the year.

**1. Inspection of Dwelling Houses during year.**

1a) Total number of dwelling houses inspected for hous- ing defects (under Public Health or Housing Acts)	313
b) Number of inspections made for the purpose ...	1,725

**2.**

2a) Number of dwelling houses (included under subhead (1) above) which were inspected and recorded under the Housing Consolidated Regulations ... ..	11
b) Number of inspections made for the purpose ...	356

3. Number of dwelling houses found to be in a state so dangerous or injurious to health as to be unfit for human habitation ... ..	...
--	-----

4. Number of dwelling houses (exclusive of those re- ferred to under the preceding sub-head) found not to be in all respects reasonably fit for human habitation	8
--	---

**2. Remedy of defects during the year without service of formal notices.**

Number of defective dwelling houses rendered fit in consequence of informal action by the Local Authority or their Officers ... ..	8
--	---

**3. Action under Statutory Powers during the year.**

**3a) Proceedings under Sections 9, 10 and 16 of the  
Housing Act, 1936.**

1. Number of dwelling houses in respect of which notices were served requiring repairs ... ..	1
--	---

2. Number of dwelling houses which were rendered fit after service of formal notices:—	
a) By Owners ... ..	13
b) By Local Authority in default of owners ...	4
<b>b) Proceedings under the Public Health Acts.</b>	
1. Number of dwelling houses in respect of which notices were served requiring defects to be remedied ... ..	8
2. Number of dwelling houses in which defects were remedied after service of formal notices:—	
a) By Owners ... ..	Nil
b) By Local Authority in default of owners	Nil
<b>c) Proceedings under Sections 11 and 13 of the Housing Act, 1936.</b>	
1. Number of dwelling houses in respect of which Demolition Orders were made ... ..	Nil
2. Number of dwelling houses demolished in pursuance of Demolition Orders ... ..	Nil
<b>d) Proceedings under Section 12 of the Housing Act, 1936.</b>	
1. Number of separate tenements or underground rooms in respect of which Closing Orders were made ... ..	Nil
2. No. of separate tenements or underground rooms in respect of which Closing Orders were determined, the tenement or room having been rendered fit ... ..	Nil

### FACTORIES ACT, 1937.

#### Inspections.

<i>Premises</i>	<i>Inspections</i>	<i>Number of Notices Served</i>	<i>Notices Complied</i>
Factories (Power) ... ..	198	14	11
Factories (Non-Power) ... ..	39	3	2

#### Defects Found.

<i>Particulars</i>	<i>Found</i>	<i>Remedied</i>
Deficiency of Cleanliness ... ..	10	9
Deficiency of Adequate Sanitary Accommodation ... ..	5	4
Deficiency of Efficient Sanitary Accommodation ... ..	2	Nil

#### Outworkers.

Number of Outworkers ... ..	12
Number of Inspections ... ..	11

## SWIMMING POOLS

Routine samples were taken from Swimming Baths and submitted to bacteriological and chemical examination, the results being as follows:—

	Satisfactory.	Unsatisfactory.
Brentwood Council Swimming Bath	4	Nil
Girls' County High School	1	Nil
Ursuline High School ...	1	Nil
Brentwood Boys' School ...	2	Nil
	<hr/>	<hr/>
	8	Nil
	<hr/>	<hr/>