

**[Report 1954] / Medical Officer of Health, Bradford & Melksham R.D.C.**

**Contributors**

Bradford and Melksham (Wiltshire, England). Rural District Council.

**Publication/Creation**

1954

**Persistent URL**

<https://wellcomecollection.org/works/r9b4rxh6>

**License and attribution**

You have permission to make copies of this work under a Creative Commons, Attribution license.

This licence permits unrestricted use, distribution, and reproduction in any medium, provided the original author and source are credited. See the Legal Code for further information.

Image source should be attributed as specified in the full catalogue record. If no source is given the image should be attributed to Wellcome Collection.




Wellcome Collection  
183 Euston Road  
London NW1 2BE UK  
T +44 (0)20 7611 8722  
E [library@wellcomecollection.org](mailto:library@wellcomecollection.org)  
<https://wellcomecollection.org>

*Library*


HEALTH  
A 23 SEP 55  
CR. 40

Bradford and Melksham Rural District Council



---

THE  
**ANNUAL REPORT**  
OF THE  
MEDICAL OFFICER OF HEALTH  
AND THE  
SENIOR  
SANITARY INSPECTOR  
for the Year 1954



CONTENTS  
REPORT OF MEDICAL OFFICER OF HEALTH

Bradford and Melksham Rural District Council

---

THE  
**ANNUAL REPORT**  
OF THE  
MEDICAL OFFICER OF HEALTH  
AND THE  
SENIOR  
SANITARY INSPECTOR  
for the Year 1954

Burdord and Melsham Rural District Council

THE

ANNUAL REPORT

OF THE

MEDICAL OFFICER OF HEALTH

AND THE

SENIOR

SANITARY INSPECTOR

for the Year 1954

## CONTENTS

<b>REPORT OF MEDICAL OFFICER OF HEALTH</b>	<i>Page</i>
Introductory Letter ... ..	4
General Statistics ... ..	6
Vital Statistics ... ..	6
Births ... ..	6
Deaths ... ..	7
Infant Mortality ... ..	7
Causes of Deaths ... ..	8
Deaths from Heart and Arterial Disease ... ..	9
Deaths from Cancer ... ..	9
Health Services Operating in the District ... ..	10
Prevalence and Control of Infectious Diseases ... ..	11
Analysis under Age Groups ... ..	12
Distribution in Parishes ... ..	13
Poliomyelitis ... ..	14
Tuberculosis ... ..	14
Re-housing of Tuberculosis Patients ... ..	15
Mass Radiography ... ..	16
Diphtheria Immunization ... ..	16
Vaccination ... ..	16
Food Poisoning ... ..	17
National Assistance Act, 1948, Section 47 ... ..	17
 <b>REPORT OF SENIOR SANITARY INSPECTOR</b>	
Introductory Letter ... ..	18
Staff ... ..	18
Meat and Foods ... ..	19
Ice Cream ... ..	20
Milk and Dairies ... ..	20
Water ... ..	21
Factories ... ..	21 & 29
Shops ... ..	21
Petroleum ... ..	22
Moveable Dwellings ... ..	22
Rodent Control ... ..	22, 30 & 31
Refuse Collection and Disposal ... ..	23
Salvage ... ..	23
Cesspool Emptying Service ... ..	23
Housing ... ..	24
Public Health Act ... ..	24 & 32
Rivers, Streams and Sewerage ... ..	24
Swimming Baths ... ..	24
Smoke Abatement ... ..	25
Rag Flock and Other Filling Materials Act, 1951 ... ..	25
Pet Animals Act, 1951 ... ..	25
Heating Appliances (Fireguards) Act, 1952 ... ..	25
Laboratory Service ... ..	25
General ... ..	25
Slaughtering and Inspection Record ... ..	26
Water Sample Results ... ..	27 & 28

*To the Chairman and Members of the*

BRADFORD AND MELKSHAM RURAL, DISTRICT  
COUNCIL,

Mr. Chairman, Ladies, and Gentlemen,

I have pleasure in presenting my Annual Report for the year 1954, based on Ministry of Health Circular 28/54.

The District has remained free from serious epidemics throughout the year and the customary standard of good health which this district enjoys has been maintained.

There was no serious influenza epidemic, while two cases of poliomyelitis were recorded.

I would like to take this opportunity of thanking Mr. Noble for his help and co-operation during the year, and Mrs. Hannaford and Mr. Mills for clerical and other assistance so ably and so willingly given.

Yours faithfully,

R. BRUCE KILLOH,

*Medical Officer of Health.*

1, KING STREET,

JANUARY, 1955.

EXTRACTS FROM VITAL STATISTICS

**PUBLIC HEALTH OFFICERS OF THE AUTHORITY**

**Medical Officer of Health :**

R. BRUCE KILLOH, M.B., Ch.B., D.P.H.,  
who is also Medical Officer of Health to Melksham  
Urban District.

**Sanitary Inspector :**

W. A. NOBLE, M.R.San.I., M.S.I.A.

**Offices :**

The office of the Medical Officer of Health is 1, King  
Street, Melksham. Tel. Melksham 2307.

The office of the Sanitary Inspector is in Abbey House,  
Bradford-on-Avon. Tel. Bradford-on-Avon 2174.



## GENERAL STATISTICS

Area of the District (Acres) ... ..	...	...	...	26,863
Number of Parishes ... ..	...	...	...	13
Estimated Population (including Service Personnel) ...				13,210
Number of Inhabited Houses ... ..	...	...	...	3,199
Rateable Value ... ..	...	...	...	£66,160
Sum represented by a penny rate ... ..	...	...	...	£267

## EXTRACTS FROM VITAL STATISTICS

The following statistics have been compiled from information received from the Registrar General :—

### Births

#### Live Births

Births	Male	Female	Total
Legitimate ... ..	75	87	162
Illegitimate ... ..	1	6	7
Total number of live births ...	76	93	169

Birth Rate for the District (i.e., per 1,000 population)	12·8
Comparative figure for England & Wales ... ..	15·2

#### Still Births

Births	Male	Female	Total
Legitimate ... ..	1	3	4
Illegitimate ... ..	—	—	—
Total number of still births ...	1	3	4

Still Birth Rate for the District ... ..	0·3
Comparative figure for England & Wales ... ..	0·2

## Deaths

	Male	Female	Total
Number of Deaths in the Area ...	71	66	137
Local Death Rate (i.e., per 1,000 population)	...	...	10.37
Comparative figure for England & Wales ...	...	...	11.3

## Infant Mortality

### DEATHS OF INFANTS UNDER 1 YEAR

Deaths	Male	Female	Total
Legitimate ... ..	5	3	8
Illegitimate ... ..	—	—	—
Total number of deaths ...	5	3	8

### DEATHS OF INFANTS UNDER 4 WEEKS OF AGE

Deaths	Male	Female	Total
Legitimate ... ..	4	1	5
Illegitimate ... ..	—	—	—
Total number of deaths ...	4	1	5

### INFANT MORTALITY RATE

Number of Deaths of Infants under 1 year of age per 1,000 live births ... ..	...	...	...	47.3
Comparative figure for England & Wales ...	...	...	...	25.5

## Causes of Deaths

The causes of deaths, classified according to the Registrar General's system, are given in the following table:—

	Male	Female	Total
Tuberculosis (respiratory) ...	—	—	—
(other) ...	1	—	1
Syphilitic disease ...	1	—	1
Diphtheria ...	—	—	—
Whooping Cough ...	—	—	—
Meningococcal infections ...	—	—	—
Acute Poliomyelitis ...	—	—	—
Measles ...	—	—	—
Other Infective and Parasitic disease ...	—	—	—
Malignant Neoplasm (stomach) ...	2	1	3
(lung bronchus) ...	5	—	5
(breast) ...	—	2	2
(uterus) ...	—	1	1
Other malignant and lymphatic neoplasms	8	3	11
Leukaemia, aleukaemia ...	—	1	1
Diabetes ...	1	—	1
Vascular lesions of nervous system ...	10	10	20
Coronary disease, Angina ...	8	4	12
Hypertension with heart disease ...	—	3	3
Other heart disease ...	12	26	38
Other circulatory disease ...	2	1	3
Influenza ...	—	1	1
Pneumonia ...	—	3	3
Bronchitis ...	1	2	3
Other diseases of the respiratory system	2	1	3
Ulcer of stomach and duodenum ...	1	—	1
Gastritis, Enteritis, and Diarrhoea ...	2	1	3
Nephritis and Nephrosis ...	1	1	2
Hyperplasia of prostate ...	2	—	2
Pregnancy, childbirth, abortion ...	—	—	—
Congenital malformations ...	—	1	1
Other defined and ill-defined diseases ...	8	4	12
Motor vehicle accidents ...	2	—	2
All other accidents ...	1	—	1
Suicide ...	1	—	1
Homicide and Operations of War ...	—	—	—
TOTALS ...	71	66	137

OUTLINE OF THE HEALTH SERVICES OPERATING  
IN THE AREA

**Age and Sex Incidence of Heart and Arterial Disease**

Under 30		Under 40		Under 50		Under 60		Under 70		Under 80		Under 90		Over 90	
M.	F.	M.	F.	M.	F.	M.	F.	M.	F.	M.	F.	M.	F.	M.	F.
—	—	—	—	—	—	2	1	7	8	12	15	9	18	2	5

This table has been prepared from data obtained from local sources :—

**Age and Sex Incidence of Deaths from Cancer**

Location of Cancer	Under 30		Under 40		Under 50		Under 60		Under 70		Under 80		Under 90	
	M.	F.	M.	F.	M.	F.	M.	F.	M.	F.	M.	F.	M.	F.
Cancer of Bowel	—	—	—	—	—	—	—	1	1	1	—	—	—	1
Cancer of Breast	—	—	—	—	—	—	—	—	—	—	—	2	—	—
Cancer of Lung	—	—	—	—	—	—	—	—	3	—	2	—	—	—
Cancer of Stomach	—	—	—	—	—	—	—	—	—	—	—	—	1	1
Alimentary (other than above)	—	—	—	—	—	1	1	—	1	1	2	—	1	—
Genital	—	—	—	—	—	—	—	—	—	—	—	—	1	—
Reproductive	—	—	—	—	—	—	—	—	—	—	—	—	—	1
Miscellaneous	—	—	—	—	—	—	—	—	—	—	1	—	—	—

## OUTLINE OF THE HEALTH SERVICES OPERATING IN THE AREA

### Laboratory Facilities

The Public Health Laboratory, Manor Hospital, Bath, undertakes all necessary bacteriological and pathological examinations in the District.

This laboratory with its skilled staff provides a most valuable service with regard to the examination of drinking water, food and milk samples, throat swabs, etc., and their willing co-operation and expert advice is much appreciated.

### Hospital Facilities

The South-Western Regional Hospital Board is responsible for hospital facilities in this district.

The two hospitals in the area are a general hospital in Melksham, and a hospital for the chronic sick at Semington. Other general hospitals are situated in Devizes and Trowbridge, with larger ones in Bath and Bristol.

The nearest hospital for the treatment of common infectious disease is the Isolation Hospital at Trowbridge, while cases of Poliomyelitis are generally treated in Bath Isolation Hospital. The nearest Smallpox Hospital is at Bristol.

### County Health Facilities

The following health services operating in the district are provided by the County Health Committee :—

Care of expectant and nursing mothers and young children.

Domiciliary Midwifery.

Health Visiting.

Home Nursing.

Arrangements for vaccination and immunization.

Ambulances and ambulance cars.

Domestic Helps.

Arrangements under Part III of the National Health Service Act for the prevention of illness ; care and after-care ; and health education.

Mental Health Service.

## PREVALENCE AND CONTROL OF INFECTIOUS DISEASES

### COMPARISON WITH PREVIOUS YEARS

Disease	1951	1952	1953	1954
Scarlet Fever ... ..	22	12	19	3
Whooping Cough ... ..	42	32	27	26
Poliomyelitis—Paralytic ...	1	1	3	2
Non-paralytic	4	—	3	—
Measles ... ..	211	9	267	1
Diphtheria ... ..	—	1	—	—
Pneumonia ... ..	6	8	23	4
Dysentery ... ..	8	—	—	—
Erysipelas ... ..	—	2	2	2
Meningococcal Infection ...	—	1	1	—
Salmonellosis ... ..	—	—	—	3

### NUMBER OF CASES AND ADMISSIONS TO HOSPITAL

Disease	Number of Cases	Admitted to Hospital
Scarlet Fever ... ..	3	1
Whooping Cough ... ..	26	—
Poliomyelitis—Paralytic ...	2	2
Non-paralytic	—	—
Measles ... ..	1	—
Diphtheria ... ..	—	—
Pneumonia ... ..	4	4
Dysentery ... ..	—	—
Erysipelas ... ..	2	—
Meningococcal Infection ...	1	—
Salmonellosis ... ..	3	—

The distribution of cases according to age and sex are shown in the following tables.

#### ANALYSIS UNDER AGE GROUPS

Age Groups	Scarlet Fever		Whooping Cough		Acute Poliomyelitis		Measles		Diphtheria	
	M.	F.	M.	F.	M.	F.	M.	F.	M.	F.
Under 1 year	—	—	—	1	—	—	—	—	—	—
1-2 years	—	1	2	3	—	1	—	—	—	—
3-4 years	—	—	5	5	—	—	—	—	—	—
5-9 years	1	—	4	5	—	—	—	—	—	—
10-14 years	—	1	1	—	—	—	—	—	—	—
15-24 years	—	—	—	—	1	—	1	—	—	—
25 and over	—	—	—	—	—	—	—	—	—	—
Not Known	—	—	—	—	—	—	—	—	—	—
<b>TOTAL</b>	<b>1</b>	<b>2</b>	<b>12</b>	<b>14</b>	<b>1</b>	<b>1</b>	<b>1</b>	<b>—</b>	<b>—</b>	<b>—</b>

Age Groups	Pneumonia		Dysentery		Erysipelas		Meningococcal Infection		Salmonellosis	
	M.	F.	M.	F.	M.	F.	M.	F.	M.	F.
Under 5 years	—	—	—	—	—	—	—	—	1	—
5-14 years	—	—	—	—	—	—	—	—	—	1
15-44 years	4	—	—	—	—	1	—	—	—	1
45-64 years	—	—	—	—	1	—	—	—	—	—
65 and over	—	—	—	—	—	—	—	—	—	—
Not Known	—	—	—	—	—	—	—	—	—	—
<b>TOTAL</b>	<b>4</b>	<b>—</b>	<b>—</b>	<b>—</b>	<b>1</b>	<b>1</b>	<b>—</b>	<b>—</b>	<b>1</b>	<b>2</b>

DISTRIBUTION IN PARISHES

Parishes	Scarlet Fever	Whooping Cough	Poliomyelitis Paralytic	Non- Paralytic	Measles	Pneumonia	Dysentery	Erysipelas	Diphtheria	Meningo- coccal Infection	Salmon- ellosis
Atworth	—	12	1	—	—	—	—	—	—	—	—
Broughton Gifford	—	—	—	—	—	—	—	—	—	—	—
Hilperton	—	—	—	—	—	—	—	1	—	—	—
Holt	3	1	—	—	—	—	—	—	—	—	—
Limpley Stoke	—	—	—	—	—	—	—	—	—	—	—
Melksham Without	—	7	1	—	1	4	—	—	—	—	3
Monkton Farleigh	—	—	—	—	—	—	—	1	—	—	—
Semington	—	—	—	—	—	—	—	—	—	—	—
South Wraxall	—	3	—	—	—	—	—	—	—	—	—
Staverton	—	2	—	—	—	—	—	—	—	—	—
Westwood	—	—	—	—	—	—	—	—	—	—	—
Wingfield	—	—	—	—	—	—	—	—	—	—	—
Winsley	—	1	—	—	—	—	—	—	—	—	—
<b>Total</b>	<b>3</b>	<b>26</b>	<b>2</b>	<b>—</b>	<b>1</b>	<b>4</b>	<b>—</b>	<b>2</b>	<b>—</b>	<b>—</b>	<b>3</b>



## Poliomyelitis

Two cases of paralytic poliomyelitis occurred within the rural district affecting a female baby and a youth respectively. In the case of the baby the right leg was affected, while in the youth it was the left side of the face. The former transferred to another Area before recovery was complete, while the latter made a complete recovery.

## Tuberculosis

Year	NEW CASES			No. of cases
	M.	F.	Total	
1951	...	...	...	10
1952	...	...	...	9
1953	...	...	...	11
1954	...	...	...	4

Distribution of new cases according to age, sex, and localisation of disease, is as follows :—

Age Periods	New Cases				Deaths	
	Pulmonary		Non-Pulmonary		M.	F.
	M.	F.	M.	F.		
Under 1 Year	—	—	—	—	—	—
1-5 Years	—	—	—	—	—	—
6-15 "	—	—	—	—	—	—
16-25 "	—	—	—	—	—	—
26-35 "	1	—	—	—	—	—
36-45 "	—	2	—	—	—	—
46-55 "	—	1	—	—	—	—
56-65 "	—	—	—	—	—	—
Over 65	—	—	—	—	—	—
Unknown	—	—	—	—	1	—
<b>TOTAL</b>	<b>1</b>	<b>3</b>	<b>—</b>	<b>—</b>	<b>1</b>	<b>—</b>

From the above table it will be seen that 4 cases of pulmonary tuberculosis were notified during 1954. One death from tuberculosis was recorded.

## Re-housing of Tuberculosis Patients

Cases are referred from time to time by the Chest Physician for consideration for re-housing. These cases are classified as follows :—

*Certificate No. 1.* Sputum-positive cases where re-housing is considered urgent for the prevention of infection.

*Certificate No. 2.* Where better housing would be desirable in order to improve and maintain the patient's health.

*Certificate No. 3.* Where improved housing would be beneficial but is not an urgent matter.

No certificates, requiring to be dealt with, were received during the current year.

## Mass Radiography

No visits were paid by the Miniature Radiography Unit to the District during 1954, but visits were paid to neighbouring towns within reasonable reach of the majority of the residents in the District.

## Diphtheria Immunization

Diphtheria immunization is carried out systematically throughout the district by General Practitioners and County Medical Officers, in homes and schools.

Diphtheria immunization was suspended for a time during the summer owing to the prevalence of Poliomyelitis in this and neighbouring districts.

## Immunization Statistics, 1954

Number of primary immunizations completed during 1954 :—

Under 1 year	...	...	...	...	55
From 1-4 years of age	...	...	...	...	76
From 5-14 years of age	...	...	...	...	21

Number of reinforcing injections administered ... 196

Total immunized child population at 31st December, 1954 :—

Up to 4 years of age	...	...	...	...	321
From 5-14 years of age	...	...	...	...	1497
				TOTAL	1818

Compared with 1953 the number of primary immunizations rose from 133 to 152. The number of reinforcing injections administered fell from 204 to 196. The total immunized child population at the end of the year was 1818 compared with 1830.

## Vaccination

Number of persons vaccinated (or re-vaccinated) during 1954 :—

Age Group	Number Vaccinated	Number Re-vaccinated
Under 1 year	70	—
1-4 years	11	2
5-14 years	15	8
Over 15 years	23	43
TOTAL	119	53

Considerably more primary vaccinations were undertaken during 1954, a total of 119 compared with 95 in the previous year.

Vaccination is performed under the National Health Service by General Practitioners. Emergency clinics can be operated in the event of an outbreak of smallpox in County Health Clinics at Salisbury and Swindon. Vaccination propaganda is undertaken by the County Health Authority.

It would continue to appear that too few babies are being vaccinated at the present time, and in sharp contrast to diphtheria immunization, which is relatively popular, vaccination in infancy is in my experience inclined to be viewed with relative indifference at the present time. Everything possible, therefore, requires to be done toward stimulating public opinion in favour of vaccination and impressing on them the constant danger of smallpox outbreaks in a poorly protected community.

### **Food Poisoning**

During the year, three excretors of *Salmonella Thompsonii* were discovered, relating to a boy aged 4, and a girl aged 10, and the mother approximately 30. The girl was the only one with symptoms of gastro enteritis and was first discovered. The source of the infection was not traced and the infection obviously spread within the family.

### **National Assistance Act, 1948**

#### SECTION 47 : REMOVAL TO SUITABLE PREMISES OF PERSONS IN NEED OF CARE AND ATTENTION

Happily, it was not found necessary to obtain compulsory removal of any persons against their will from their homes.

This latter step is one that should only be considered after all the assistance that can be given by Home Helps, District Nurses, National Assistance Officers and Welfare Officers, etc., has failed to provide the care and attention needed, and it is felt that there is need for more co-ordination of these services which are available to assist the aged and infirm.

**REPORT**  
OF THE  
**SENIOR SANITARY INSPECTOR**

---

Mr. Chairman and Gentlemen,

I have pleasure in presenting my seventh Annual Report to this Council.

The difficulties of dealing with the various aspects of the work of the department have become very acute since the private slaughterhouses came into use in July. The appointment of an Additional Sanitary Inspector, to commence in January, 1955, will relieve these difficulties to some extent.

I will again mention my gratitude to the Chairman and Members of the Council and Committees for ready guidance on policy matters, to Dr. Killoh for his co-operation, and to Miss Gatt for her willing clerical assistance. The Rodent Operators and the five members of the Refuse Collection and Disposal Staff have again worked admirably.

I have the honour to be, Mr. Chairman and Gentlemen,

Your obedient servant,

W. NOBLE,

*Senior Sanitary Inspector.*

---

**STAFF**

Clerk/Typist	MISS B. GATT
Rodent Operators	MR. A. J. BODDY (resigned 25th September, 1954) MR. W. G. MATTHEWS (from 15th November, 1954)
Refuse Collection	MR. J. H. GOODENOUGH MR. J. T. GILES MR. R. C. TROTT
Tip Operators	MR. R. HINTON MR. P. SAWYER

## MEAT AND FOODS

	Number	Inspections	Notices Served	Notices complied with
Bakehouses ... ..	3	13	1	1
Slaughterhouses ... ..	3	259	—	—
Butchers' Shops ... ..	3	14	3	1
Catering Establishments ...	39	13	—	—
Food Shops ... ..	38	7	1	1
Licensed Premises ... ..	30	10	—	2
Licensed Slaughtermen ...	5	—	—	—

*Note*—It will be noticed throughout this report that on occasion, more notices are shown as “complied with” than “served.” This is explained by work, requested in 1953, being completed in 1954.

With the end of meat rationing, the private slaughterhouses in this district came into use on the 2nd July, 1954, and the large amount of time now spent on meat inspection duties, can be judged from Appendix “A” of this report, which sets out the animals slaughtered and condemnation figures. Meat inspection now entails a considerable amount of overtime, including work every Sunday and Bank Holiday. We were very fortunate in obtaining the services of a retired Sanitary Inspector to give some relief and I must also express gratitude to the Sanitary Inspectors of neighbouring districts for carrying on such duties whilst I was away with influenza for one week. The appointment of an Additional Sanitary Inspector will enable a rota to be operated but obviously the awkward times will still entail dislocation of personal arrangements at week-ends, etc. Ante-mortem inspection of animals is not possible.

These meat inspection duties have over-shadowed all the normal work which has suffered in consequence and it may be seen throughout this report, that normal inspections have had to be curtailed.

Very little progress has been possible regarding the food hygiene campaign but I hope to make some progress in 1955 when the new Regulations are expected under the Food and Drugs Amendment Act, 1954.

## ICE CREAM

		Number	Inspections	Notices Served	Notices complied with
Retailers	...	21	190	—	—
Manufacturers	...	—	—	—	—

The results of the year's sampling are set out below.

The excellent sample results justified this Council's policy of registering general stores for the sale of pre-packed ice-cream only. All the ice-cream is manufactured by large firms outside this district.

Total Number of Samples	...	...	...	134
-------------------------	-----	-----	-----	-----

### PERCENTAGE OF SAMPLES

Grade I	Grade I or II	Grade III	Grade IV
91%	100%	—	—

The Public Health Laboratory Service suggests that 50% of a vendor's samples should fall into Grade I, 80% into Grade I or II, no more than 20% into Grade III and none into Grade IV.

## MILK AND DAIRIES

### MILK AND DAIRIES REGULATIONS

		Number	Inspections	Notices Served	Notices complied with
Dairies	...	1	} 195	2	—
Distributors	...	14			
Producer/Retailers	...	35			

### MILK (SPECIAL DESIGNATION) REGULATIONS

“Tuberculin Tested” Dealers' Licences	...	...	9
“Pasteurised” Dealers' Licences	...	...	8
Supplementary “Tuberculin Tested” Dealers' Licences	...	...	6
Supplementary “Pasteurised” Licences	...	...	5

Set out below are the sample results of “designated” milk.

Number of “Tuberculin Tested” Milk Samples	...	95
Number of satisfactory “Tuberculin Tested” Milk Samples	...	88
Number of “Pasteurised” Milk Samples	...	68
Number of satisfactory “Pasteurised” Milk Samples	...	68
Number of Biological Samples for Tubercle Bacillus and Brucella Abortus	...	24
Number of satisfactory Biological Samples	...	24

Even to maintain this modest routine of milk sampling entails a considerable amount of time and travelling and I do not consider that any increase is possible without more staff.

It is understood that this area is being surveyed with a view to the making of an order under the Food and Drugs (Milk, Dairies and Artificial Cream) Act, 1950. In such a "specified area" only designated milk can be sold and the survey is welcomed as a step in the right direction.

### WATER

Number of Public Water Supplies in the District ...	14
Number of Bacteriological Samples obtained during 1954	68
Number of Samples taken for chemical analysis during 1954 ... ..	1

Appendix "B" of this Report sets out the sample results for the year.

I am not in a position to give, with any degree of accuracy, the number of houses and the population in each Parish supplied from public water mains direct to houses, or by means of stand-pipes. None of the water supplies appears to be liable to plumbo-solvent action.

### FACTORIES

	Number	Inspections	Notices Served	Notices complied with
Factories with power ...	27	50	3	4
Factories without power ...	2	6	1	1
Outworkers ... ..	58	19	—	—

The requirements of the Factories Act, 1937, appear to be complied with but it is not possible to make as many inspections as are really necessary. Full details, as required by the Ministry, are contained in Appendix "C."

### SHOPS

	Number	Inspections	Notices Served	Notices complied with
Shops ... ..	40	59	5	3

An effort was made early in the year to inspect all the shops in the district and I am glad to say that conditions were generally satisfactory.



## PETROLEUM

		Number	Inspections	Notices Served	Notices complied with
Licensed Premises	...	39	6	1	1

Various Licence Holders have installed new pumps, and endeavours are made to ensure that there is compliance with the Model Conditions in respect of electrical equipment associated with petrol service pumps.

## MOVEABLE DWELLINGS

		Number	Inspections	Notices Served	Notices complied with
Site Licences	...	16	} 67	4	6
Individual Licences	...	—			
Licences Refused	...	—			

It is again pleasing to report that no complaints have been received during the year regarding gipsies at Norrington Common.

Two site licences have been issued during the year and this small number does reflect an easing in the housing shortage.

## RODENT CONTROL

Details, in the form required by the Ministry of Agriculture and Fisheries, are given in Appendix "D."

It will be seen that there has been a change in the arrangements for a Rodent Operator. We now have a Part-time Rodent Operator who spends several hours each day in our employ. This new arrangement promises to work satisfactorily.

I would like to express appreciation to Mr. Lewis, of the Ministry of Agriculture and Fisheries, who kindly spent two days giving tuition to the Rodent Operator.

Co-operation with the Pests Officers of the Agricultural Executive Committee is greatly appreciated and leads to a smooth public service.

Two sewerage systems have been test baited and it was only necessary to bait and poison one branch sewer.

## REFUSE COLLECTION AND DISPOSAL

This service, with a weekly collection, has been maintained throughout the year with remarkably few complaints. Credit is due to the driver and loaders for this satisfactory record.

A visit was made to the Public Works Exhibition at Olympia to see the latest refuse vehicles, but the ideal lorry with large capacity, small turning circle, large wheels, good ground clearance, low loading line and absence of wheel arch is just not possible, and the difficulties of serving this district, with awkward lanes, are likely to continue.

## SALVAGE

During the year, the following items of salvage have been sold :—

	Weight	Approx. Value
Waste Paper ... ..	41 tons 16 cwts. 1 qr.	£244 13 5
Scrap Metal ... ..	2 tons 6 cwts. 2 qrs.	£9 6 0
	<hr/>	<hr/>
	TOTAL ...	£253 19 5

The price for salvaged paper has increased from £4 : 10 : 0 to £6 : 10 : 0 per ton. The Council have continued the salvage bonus for the men. This valuable raw material is being saved and the difficulties of disposing of it at our tips are avoided.

## CESSPOOL EMPTYING SERVICE

This service, brought into operation in 1948, has been utilized to clear 333 cesspools and septic tanks during 1954.

The contractors, employed by the Council, visit the district every 3 months.

The growth of the service can be judged by the following figures :—

1948	...	...	75 clearances
1949	...	...	98 clearances
1950	...	...	120 clearances
1951	...	...	175 clearances
1952	...	...	234 clearances
1953	...	...	290 clearances
1954	...	...	333 clearances

## HOUSING

Number of houses inspected and recorded	...	...	—
Number of houses suitable for action under Section 11 of the Housing Act, 1936	...	...	—
Number of houses suitable for action under Section 9 of the Housing Act, 1936	...	...	—
Number of Demolition Orders issued	...	...	—
Number of undertakings accepted under Section 11 of the Housing Act, 1936	...	...	—
Number of notices under Section 9 of the Housing Act, 1936	...	...	—

As this Council have not made a Rural Housing Survey, we are going to be under a disadvantage in respect of the details to be submitted to the Minister under the Housing Repairs and Rents Act, 1954. It is hoped, with the services of an Additional Sanitary Inspector, to make a rapid survey and a realistic approach to the problem of old cottage property.

Up to the end of 1954, no applications have been made to the Council for certificates of disrepair under Part II of the 1954 Act. During the year, seven Improvement Grants have been approved by the Council and preliminary investigations are in hand for several other properties.

## PUBLIC HEALTH ACT, 1936

Number of inspections	...	...	...	102
Number of informal notices served	...	...	...	15
Number of statutory notices served	...	...	...	—
Number of informal notices complied with	...	...	...	26
Number of statutory notices complied with	...	...	...	—

A summary of work carried out by informal action is given in Appendix "E" of this report.

## RIVERS, STREAMS AND SEWERAGE

Informal action has been taken in various parts of the district to prevent pollution of streams and water courses. Sewer ditches continue to be a problem. Only three of the 13 Parishes (Winsley, Hilperton and Holt) have sewerage systems, but additional schemes are envisaged by the Surveyor to the Council.

## SWIMMING BATHS

There are no swimming baths or pools open to the public in this area. Various samples and some advisory work was undertaken for a private pool at a school.

## SMOKE ABATEMENT

No formal action was found to be necessary during the year with regard to smoke abatement.

### RAG FLOCK AND OTHER FILLING MATERIALS ACT, 1951

Number of Premises Registered	...	...	...	2
Number of Visits	...	...	...	4
Number of Samples obtained	...	...	...	7

Four samples of rag flock and one sample of feathers, hair and cotton felt were obtained and in each case the Prescribed Analyst gave a satisfactory report. To save time and expense, these samples were taken informally.

### PET ANIMALS ACT, 1951

Number of Premises Licensed	...	...	...	2
Number of Visits	...	...	...	2

Before renewal of licences, the premises are visited by me and the Local Inspector of R.S.P.C.A., to whom my thanks are due for co-operation and advice.

### HEATING APPLIANCES (FIREGUARDS) ACT, 1952

The only retailer of heating appliances in this district was visited in September and confirmation was obtained that all the stock is fitted with the new type of guard.

### PUBLIC HEALTH LABORATORY SERVICE

The Public Health Laboratory at Manor Hospital, Bath, is proving to be of very great value and it is most advantageous to have the advice of the Director, Dr. Mann, so readily available.

### GENERAL

The following visits have been made in connection with miscellaneous items requiring attention :—

Drainage	...	...	...	...	540
Water Supply	...	...	...	...	176
Salvage	...	...	...	...	4
Miscellaneous Housing Visits and Small Dwellings Acquisition Act enquiries	...	...	...	...	159
Refuse Collection and Disposal	...	...	...	...	162
Rodent Control	...	...	...	...	54

## APPENDIX "A"

### CARCASES INSPECTED AND CONDEMNED

	Cattle excluding Cows	Cows	Calves	Sheep and Lambs	Pigs
Number killed ... ..	185	1,119	41	8	8
Number inspected ... ..	185	1,119	41	8	8
<i>All diseases except Tuberculosis—</i>					
Whole carcasses condemned	1	9	2	—	—
Carcasses of which some part or organ was condemned ... ..	31	320	—	—	1
Percentage of the number inspected affected with disease other than tuberculosis ... ..	17.3	29.4	4.9	—	12.5
<i>Tuberculosis only—</i>					
Whole carcasses condemned	3	38	3	—	—
Carcasses of which some part or organ was condemned ... ..	18	245	—	—	—
Percentage of the number inspected affected with tuberculosis ... ..	11.4	25.3	7.3	—	—

**APPENDIX "B" BACTERIOLOGICAL WATER SAMPLE RESULTS, 1954**

Name of Supply.	Jan.	Feb.	Mar.	Apr.	May	Jun.	Jul.	Aug.	Sep.	Oct.	Nov.	Dec.	Remarks.
Avoncliff Supply	S(1)	—	—	S(1)	S(1) U(1)	S(13) S(1) U(1)	S(1)	—	S(1)	—	—	—	Chlorinated supply.
Chalfield Supply	S(1)	—	—	S(1)	—	—	S(1)	—	S(1)	—	—	—	Chlorinated supply.
Conkwell Supply	U(1)	—	—	U(1)	—	—	U(1)	—	U(1)	—	—	—	Warning notice fixed in January, 1949
Combe Down Water Company	S(1)	—	—	S(1)	—	—	S(1)	—	S(1)	—	—	—	Chlorinated supply.
Holt Water Company	S(1)	—	—	S(1)	—	—	S(1)	—	S(1)	—	—	—	Chlorinated supply.
Limpley Stoke Middle Village Spring Supply	U(1)	—	—	U(1)	—	—	—	—	—	—	—	—	Warning notice fixed in March, 1949.
Limpley Stoke Lower Village Spring Supply	U(1)	—	—	U(1)	—	—	—	—	—	—	—	—	Warning notice fixed in January, 1949
Monkton Farleigh Ministry of Works Supply	S(1)	—	—	S(1)	—	—	S(1)	—	S(1)	—	—	—	Chlorinated supply.

*Note*—S denotes satisfactory result. U denotes unsatisfactory result due to presence of faecal coli. (Number) denotes number of samples obtained during the month.

**APPENDIX "B" (continued) BACTERIOLOGICAL WATER SAMPLE RESULTS, 1954**

Name of Supply.	Jan.	Feb.	Mar.	Apr.	May	Jun.	Jul.	Aug.	Sep.	Oct.	Nov.	Dec.	Remarks.
Chippenham Water Scheme	S(1)	—	—	S(1)	—	—	S(1)	—	S(1)	—	—	—	Chlorinated supply.
Norrington Common Supply	S(1)	—	—	S(1)	—	—	S(1)	—	S(1)	—	—	—	—
Staples Hill Dip Hole Supply	U(1)	—	—	S(1)	—	—	U(1)	—	U(1)	—	—	—	Warning notice fixed in August, 1949.
Turleigh Troughs Supply	U(1)	—	—	S(1)	—	—	S(1)	—	S(1)	—	—	—	Warning notice fixed in August, 1949
Trowbridge Water Board	S(1)	—	—	S(1)	—	—	S(1)	—	S(1)	—	—	—	Chlorinated supply.
Sandridge Lane Dip Hole Supply	S(1)	—	—	S(1)	—	—	U(1)	—	U(1)	—	—	—	—

*Note*—S denotes satisfactory result. U denotes unsatisfactory result due to presence of faecal coli. (Number) denotes number of samples obtained during the month.

## APPENDIX "C"

## FACTORIES

Inspections	Number on Register	Inspections	Written Notices	Occupiers Prosecuted	
(1) Factories in which Sections 1, 2, 3, 4 and 6 are enforced by Local Authority (non-power) ...	2	6	1	—	
(2) Factories not included in (1) in which Section 7 is enforced by Local Authority (power) ...	27	40	3	—	
(3) Other premises in which Section 7 is enforced by the Local Authority (excluding outworkers' premises)	—	—	—	—	
	Found	Remedied	To H.M. Inspector	Referred By H.M. Inspector	Number of cases in which prosecutions were instituted
<b>Defects</b>					
Want of cleanliness (S.1) ...	1	1	—	—	—
Overcrowding (S.2) ...	—	—	—	—	—
Unreasonable Temperature (S.3) ...	—	—	—	—	—
Inadequate Ventilation (S.4) ...	—	—	—	—	—
Drainage of Floors (S.6) ...	—	—	—	—	—
Sanitary Conveniences (S.7)					
(a) Insufficient ...	—	1	—	1	—
(b) Unsuitable or Defective ...	3	3	—	—	—
(c) Not Separate for Sexes ...	—	—	—	—	—



APPENDIX "D"

PREVENTION OF DAMAGE BY PESTS ACT, 1949

Report for 12 months ended 31st March, 1955

	Type of Property				
	Local Authority (1)	Dwelling Houses (inc. Council Houses) (2)	All other (including business premises) (3)	Total of Cols. (1), (2) & (3) (4)	Agri-cultural (5)
I. Number of properties in Local Authority's District ... ..	5	2950	316	3271	220
II. Number of properties inspected as a result of:	—	40	2	42	—
(a) Notification ... ..	—	40	2	42	—
(b) Survey under the Act ... ..	5	288	14	307	42
(c) Otherwise (e.g., when visited primarily for some other purpose) ... ..	—	19	223	242	—
III. Total inspections carried out—including re-inspections ... ..	Not readily available				
IV. Number of properties inspected which were found to be infested by:	5	7	2	14	—
(a) Rats	—	102	3	105	—
Major ... ..	—	—	—	—	—
Minor ... ..	—	—	—	—	—
(b) Mice	—	9	—	9	—
Major ... ..	—	—	—	—	—
Minor ... ..	—	—	—	—	—

APPENDIX "D" (continued)

PREVENTION OF DAMAGE BY PESTS ACT, 1949


Report for 12 months ended 31st March, 1955

	Type of Property				
	Non-Agricultural				Agri-cultural (5)
	Local Authority (1)	Dwelling Houses (inc. Council Houses) (2)	All other (including business premises) (3)	Total of Cols. (1), (2) & (3) (4)	
V. Number of infested properties treated by the Local Authority ... ..	5	94	3	102	—
VI. Total treatments carried out—including re-treatments ... ..	22	94	3	119	—
VII. Number of notices served under Section 4 of the Act :					
(a) Treatment ... ..	—	—	—	—	—
(b) Structural Work (i.e., Proofing)	—	—	—	—	—
VIII. Number of cases in which default action was taken following the issue of a notice under Section 4 of the Act ... ..	—	—	—	—	—
IX. Legal Proceedings ... ..	—	—	—	—	—
X. Number of "block" control schemes carried out ... ..	—	5	—	5	—

## APPENDIX "E"

### SUMMARY OF IMPROVEMENTS AND WORK OBTAINED BY INFORMAL ACTION

Factory—cleansed and redecorated ...	1	Petroleum—new tanks installed ...	1
Factory—sanitary accommodation improved	3	Drainage—improvements and new systems ...	16
Factory—new sanitary accommodation provided ...	1	Water Supply—properties connected to main	8
Bakehouse—redecorated and floor drainage	1	Water Supply—well protected ...	1
Butcher's Shop—protection for cooked meat	1	Public Health Act—rubbish removed ...	4
Grocer's Shop—cleansed	1	Ditches—cleansed ...	3
Grocer's Shop—protection for cooked meat	1	Houses—repairs ...	4
Licensed Premises—hot and cold water in bar and drainage provided	2	Moveable Dwellings—removed ...	3
Licensed Premises—new sanitary accommodation ...	1	Moveable Dwellings—works of drainage and water supply ...	4
		Premises connected to public sewer ...	14



1