

**[Report 1925] / Medical Officer of Health, Bournemouth County Borough.**

**Contributors**

Bournemouth (England). County Borough Council. nb2004301338

**Publication/Creation**

1925

**Persistent URL**

<https://wellcomecollection.org/works/yku5dxk4>

**License and attribution**

You have permission to make copies of this work under a Creative Commons, Attribution license.


This licence permits unrestricted use, distribution, and reproduction in any medium, provided the original author and source are credited. See the Legal Code for further information.

Image source should be attributed as specified in the full catalogue record. If no source is given the image should be attributed to Wellcome Collection.



Wellcome Collection  
183 Euston Road  
London NW1 2BE UK  
T +44 (0)20 7611 8722  
E [library@wellcomecollection.org](mailto:library@wellcomecollection.org)  
<https://wellcomecollection.org>

17244154



County Borough of Bournemouth.  
1925.

---

# ANNUAL REPORT

OF THE

MEDICAL OFFICER OF HEALTH,

with which are included  
the REPORTS of the

CHIEF SANITARY INSPECTOR


and

PUBLIC ANALYST.


---

BOURNEMOUTH:

Printed by "Bournemouth Guardian," Ltd.







County Borough of Bournemouth.  
1925.

# ANNUAL REPORT

OF THE

MEDICAL OFFICER OF HEALTH,

with which are included  
the REPORTS of the

CHIEF SANITARY INSPECTOR

and

PUBLIC ANALYST.

BOURNEMOUTH:

Printed by "Bournemouth Guardian." Ltd.



# COUNTY BOROUGH OF BOURNEMOUTH.

## HEALTH COMMITTEE.

The Mayor (Mr. Councillor H. J. Thwaites).  
Mr. Councillor J. J. Brazier (Chairman).  
" C. Long (Vice-Chairman).

Mr. Alderman C. H. Cartwright, J.P.	Mr. Councillor W. Jones.
" " C. A. D. George, J.P.	Mrs. " F. E. Laney, J.P.
" " G. I. Luckham.	Mr. " W. J. McCabe.
" " F. S. Mate.	" " F. B. Summerbee.
" Councillor J. J. Empson.	" " E. R. Whitfield.
" " John Fox.	" " W. Wilkinson.

## GENERAL SUB-COMMITTEE FOR HOSPITAL AND GENERAL PURPOSES.

The Chairman.

Vice-Chairman.

Aldermen Cartwright, Luckham and Mate, Councillors Empson, Laney, Summerbee and Wilkinson.

## HEALTH AND SANITARY DEPTS.

Medical Officer of Health ..	.. { A. D. Edwards, M.B., B.S. (Lond.), B.Sc.
School Medical Officer ..	.. { D.P.H.
Asst. Medical Officer of Health ..	.. { T. S. Stirling, M.B., Ch. B. (Glasgow),
" School Medical Officer ..	.. { D.P.H. (Cambridge).
Clinical Tuberculosis Officer ..	.. { D. A. Hutcheson, M.D. (Hons.), Ch.B. (Aber-
Chief Sanitary Inspector ..	.. { deen). D.P.H. (Aberdeen).
District Sanitary Inspectors ..	.. { W. G. Cooper, F.I.S.E., F.R.San.Inst.
	.. { Messrs. A. J. Phillips, W. J. S. Adams,
	.. { E. Smith, C. T. Newlyn, D. J. Mortimore
	.. { (all certified Royal Sanitary Institute).
Food Inspector and certified Meat	
Inspector .. ..	.. W. D. Carter
Shops Inspector ... ..	.. H. Goldsworthy.
Matron, Sanitary Hospital ..	.. Miss E. Wilcox.
Health Visitors .. ..	.. Miss C. Brock, Mrs. K. Blanshard, Miss
	.. F. E. A. Richardson, Miss M. B. Cassidy,
	.. Miss S. Dakin (all Cert. Mid. Board).
Clerks .. ..	.. A. W. Hurley, G. O. Willis, F. J. Hocking,
	.. O. A. Trendell, C. B. Glover, J. Randall, S.
	.. M. Payne.
Superintendent of Public Conveniences	.. { T. H. Bailey.
Mortuary and Water Meters ..	.. {
Disinfectors and Drain Testers ..	.. E. Benjafield, F. Chick, F. J. Smith, A.
	.. Lockyer, A. Grose.
Corporation Rat Catcher ..	.. F. J. Smith.
Public Analyst .. ..	.. R. A. Cripps, F.I.C.
Bacteriologist .. ..	.. A. C. Ingram, M.D., M.R.C.P., D.P.H.
Veterinary Surgeon .. ..	.. J. Steward Wood, M.R.C.V.S
Meteorologist .. ..	.. C. Dales, F.R.Met S.

COUNTY BOROUGH OF BOURNEMOUTH.

---

ANNUAL REPORT  
OF THE  
Medical Officer of Health  
for the year 1925.

---

Health Department,  
Town Hall,  
Bournemouth.

April, 1926

TO THE CHAIRMAN AND MEMBERS  
OF THE HEALTH COMMITTEE,  
COUNTY BOROUGH OF BOURNEMOUTH.

Gentlemen,

I beg to submit herewith my Annual Report on the health of Bournemouth during the year 1925.

Apart from information concerning the year under review, reference is made, as required by the Ministry of Health, to the statistics and progress of the past five years.

*Population.* (1) At the Census taken in 1921 the number of persons recorded as being in Bournemouth was 91,761. The Registrar-General decided that it was necessary to deduct 10,570 from this total, a deduction, which in my opinion, is excessive, the Census having been taken during a season when the town has fewer visitors than almost any other month of the year.



(2) Full enquiries have convinced me that since the Census in 1921, the population has increased by over 6,000; and I therefore estimate the population to the middle of 1925 as 98,000. The Registrar-General's estimate is 85,840, which must be accepted for statistical purposes. Even on this latter basis, the ratio of the incidence of infectious illness in Bournemouth during 1925 is very low. It would be lower still if calculated on the basis of a population of 98,000 which in my opinion is the actual population of Bournemouth.

### MATERNITY AND CHILD WELFARE.

(a) The *Infantile Mortality* during the five years has remained considerably lower than that of the other large towns. This rate is the number of deaths of infants under twelve months per thousand births. This Infantile Mortality has been:—

	1921.	1922.	1923.	1924.	1925.
Bournemouth ...	75.1	56.6	59.8	44.9	52.7
Other large towns	87	82	72	80	79

A determining factor in the variation of this mortality is still that of premature birth.

The Infantile Mortality throughout the country has decreased very largely during the past twenty-five years. Many causes have contributed to this result, the influence in this generation of the Elementary Education Act of 1870; improved economic conditions; and in more recent years the trained instruction of mothers at the Welfare Centres and in the homes by Municipal Health Visitors, a work that has been ably supported by Voluntary Workers who were the pioneers of this education effort in many places.

A decrease in birth-rate has been coincident with the declining infantile mortality of the past



twenty-five years, and there is good reason for deducing a causative relation between these rates. Another and probably a powerful influence that has reduced infantile mortality is the improvement in general sanitation throughout the country. This influence, to which may be attributed largely the reduction of Typhoid Fever mortality per 1,000 population in England and Wales (mainly adults) from 0.388 in 1870 to 0.01 in 1925, has had far-reaching effects.

(b) *Puerperal Fever*. No deaths from this condition have been recorded in Bournemouth during the two years 1924 and 1925.

During the past five years, it has caused in the County Borough 9 deaths in 5,718 childbirths, a mortality of 1.57 per 1,000 births, as compared with 2.28 for the lustrum 1916-1920.

The decrease of this serious occurrence in childbirth is relatively small as compared with that of most infections, and investigations concerning its etiology are being made throughout the country. So far as my enquiries have gone they indicate that, apart from the considerable influence of a low degree of resistance possessed by the patient, sources of infection in the household such as impetigo in children are a determining cause. With this in view, an effort is being made to co-ordinate the work of the Minor Ailments Clinics for School Children with that of the Maternity and Child Welfare Department.

*Maternity and Infant Welfare Centres*. There are now five Centres with doctors's clinics provided by the Local Authority, each of them being open on one afternoon a week. The work of the Municipal Health Visitors and of the Voluntary Workers at these Centres is increasing in value, and the aid of the Bournemouth Infant Welfare Voluntary Association has been very much appreciated.



The number of attendances at the Centres during 1925 was 25,472 as compared with 26,069 during 1924. The decrease relates to the attendances of older children and not of mothers and infants.

The attendances of mothers attending the Centres during the past five years are as follows:—

1921.	1922.	1923.	1924.	1925.
9,114	8,818	9,680	12,210	12,265

During 1924, the Municipal Health Visitors paid 7,438 visits to the houses (Maternity and Child Welfare Department).

Other information concerning this department is given later.

*Infectious Disease.* The freedom of Bournemouth from the spread of infectious diseases has continued during the past five years. In two of these years there was no death recorded from Measles, the total number of deaths during the five years being 9. In three of these years there was no death from Scarlet Fever, the total for the five years being 3.

During the five years, there has been no serious spread of Diphtheria, the disease causing an average number of deaths representing 0.03 per 1,000 population.

Statistical Tables and information concerning the work of the department are given later in the report.

In conclusion, I wish to thank the Council and the members of the Public Health Committees for their consideration and support during the year, and to express my appreciation of the excellent work of the staff.

I am,

Your obedient servant,

A. D. EDWARDS,

Medical Officer of Health.

## SUMMARY OF STATISTICS

and general information relating to the County Borough of Bournemouth.

---

1. **Area of the County Borough :** 6,643 acres.
2. **Geological Information.** Bagshot Sands Series.  
Subsoil—Silicious Sand.
3. **Population.** Census of June, 1921 : 91,761.  
Estimated 1925 : 98,000.  
Estimate of Registrar-General : 85,840.  
**Density of Population :** No. of persons per acre, 14.75 (R.G. 12.92).  
No. of persons per house, 4.85 (R.G. 4.25).
4. **Birth Rate :** 11.79 (R.G. 13.46) per 1,000 in 1925.
5. **Infantile Mortality :** 52.76 per 1,000 births.
6. **Death Rate :** 12.07 (R.G. 13.78) per 1,000.
7. **Phthisis Death Rate :** .88 (R.G. 1.01) per 1,000.
8. **Influenza Death Rate :** .33 (R.G. .38) per 1,000.
9. **Number of Cases of Infectious Diseases** per 1,000 of the Population. Scarlet Fever .94, Diphtheria 1.36, Para-typhoid Fever .04, Variola .00, Erysipelas .20.
10. **Number of Inhabited Houses :** (1911) 15,000, (1925) 20,186.
11. **Rateable Value :** (1925) £959,489.
12. **Rates** Poor and General District Rates (1925) 8/2 in the £.

R.G. Signifies Rate based on Registrar-General's estimate of the population of 85,840.



## VITAL STATISTICS.

Table I. (Ministry of Health).

## Vital Statistics during 1925 and Previous Years.

Year	Popula- tion esti- mated to middle of each Year.	Births.			Total deaths registered in the District.		Transferable Deaths.		Net deaths belonging to the District.			
		Uncorrected Number.	Net.				Of Non-residents registered in the District.	Of Residents not registered in the District.	Under 1 year of age.		At all ages.	
									No.	Rate. per 1000 Net Bjrrhs.	No.	Rate.
			No.	Rate.	No.	Rate.						
1	2	3	4	5	6	7	8	9	10	11	12	13
1914	85000 *85000	1115	1111	13.42	943	11.09	149	92	81	70.98	886	10.42
1915	†72197 †76939	1146	1190	*14.0	1167	†16.1	155	126	112	94.1	1138	15.74
1916	†70715 †78395	1194	1235	†16.05	1181	†16.70	189	109	86	69.63	1101	†15.56
1917	†70327 †83227	967	979	†12.49	1175	†16.70	251	132	82	83.72	1056	†15.01
1918	†74279 †86073	1093	1031	†12.38	1140	†15.34	219	144	59	57.2	1065	†14.33
1919	†82627	1040	1022	†11.87	1209	†14.63	207	127	89	87.08	1129	†13.66
1920	†86288 †35919	1449	1410	†16.34	1022	†11.89	177	109	64	45.39	954	†11.10
1921	{ 91770 { 81200	1280	1251	{ 13.95 { 15.40	1133	{ 12.34 { 13.95	179	130	94	75.13	1084	{ 11.81 { 13.34
1922	{ 93770 { 81500	1168	1129	{ 12.04 { 13.85	1181	{ 12.59 { 14.49	174	135	64	56.68	1142	{ 12.17 { 14.01
1923	{ 95600 { 82200	1135	1070	{ 11.19 { 13.01	1192	{ 12.46 { 14.50	207	135	64	59.81	1120	{ 11.71 { 13.62
1924	{ 97000 { 84450 { 98000	1162	1112	{ 11.46 { 13.16 { 11.79	1225	{ 12.62 { 14.50 { 12.46	187	132	50	44.96	1170	{ 12.06 { 13.85 { 12.07
1925	{ 85840	1189	1156	{ 13.46	1222	{ 11.23	173	128	61	52.76	1183	{ 13.78

\* Estimated on 1915 population figure.

† Estimated on new civil population figures supplied by Registrar-General.

## MATERNITY AND CHILD WELFARE.

(a) During the year 1,213 births were registered in the County Borough of Bournemouth, of which 121 were transferred to other districts by the Registrar-General and 64 transferred into Bournemouth from other districts, the net births in Bournemouth being therefore, 1,156, making a *birth rate* of 13.46 on the Registrar-General's estimate of the population.



The following table shows the birth rates for the past ten years, calculated on the Registrar-General's estimate of the population. It will be noted that this is now taken as the basis of calculation whereas the birth rates in former reports were calculated on the estimate of the population based on the Census figures.

1916	1917	1918	1919	1920	1921	1922	1923	1924	1925
16.0	12.4	12.4	11.8	16.3	15.4	13.8	13.0	13.1	13.4

Of the 1,189 births that actually occurred in the County Borough 1,158 were notified. Of these notifications 568 were made by doctors, 573 by midwives and 17 by other persons.

(b) *Infantile Mortality.* Sixty-nine infants died in Bournemouth during their first year of life. Of these deaths 11 were transferred to other districts. Three infant deaths occurring in other areas were transferred to Bournemouth, the number of infant deaths referred by the Registrar-General to Bournemouth being therefore 61, making an Infantile Mortality of 52.76.

Of the 61 infant deaths, 12 were certified as due to premature birth and 5 to congenital malformations. No child under twelve months died from any notifiable infectious disease.

The following table gives the rate of Infantile Mortality for the past 10 years:—

1915	1916	1917	1918	1919	1920	1921	1922	1923	1924
94.1	69.6	83.7	57.2	87.1	45.3	75.1	56.6	59.8	44.9

*Comparative Infantile Mortality.* The Infantile Mortality of the 105 County Boroughs and Great Towns of England and Wales during the year was 79, as compared with the figure of 52.76 for Bournemouth.

(c) *Midwives Act.* During the year 31 midwives notified their intention to practise in Bournemouth, 30 being trained and 1 untrained.



One hundred and twenty-two records were received concerning the sending for medical assistance by midwives. In 24 of these cases the doctors' fees were paid by the Health Authority, the whole of the fee being recovered in 2 instances and a part of the fees in 9 others.

(d) *Provision of Milk.* Under the Maternity and Child Welfare Act, 1918, milk was supplied free or below cost to 260 mothers and children during the year, the average daily number receiving milk in this way being 135. The expenditure during the year amounted to £813, as compared with £656 during 1924, and £630 during 1923. A Government grant of 50 per cent. is received in relief of this as of all other Maternity and Child Welfare expenditure.

(e) *Ophthalmia Neonatorum.* During the year 7 notifications were received in respect of this inflammation of the eyes. All the cases were mild, but in 3 instances it was considered advisable to admit the mother and child into Hospital. The notifications of Ophthalmia or threatened Ophthalmia have been made without delay, and prompt measures were taken in each case, which thereafter was kept under observation.

#### Infant Care Table I.

Births registered (including 64 transferred to Bournemouth from other districts and excluding 121 transferred away from Bournemouth)	....	....	....	1156
Births that occurred actually in Bournemouth				1189
Births notified (97.3 per cent. of births in Bournemouth)	....	....	....	1158

There were also notified 36 still-births, of which 25 were notified by doctors and 11 by midwives.



### Infant Care Table 2.

#### Visits by the Council's Health Visitors.

##### Mothers and Infants—

First visits 943

Re-visits ... 2,976

Re-visits to children over 1 year of age ... 2,922

##### Expectant Mothers—

First visits ... 194

Re-visits ... 92

Other visits ... 311

**7,438**

### Infant Care Table 3.

#### Work of the 5 Centres, Year 1925.

No. of Clinic Sessions held	Attendances.			Number of Health Talks given.	Consultations by Doctors.	Attendances at Consultations		
	Mothers.	Babies.	Other Children.			Mothers.	Babies.	Other Children.
255	12265	6061	7146	205	255	494	1993	1137

### Infant Care Table 4.

#### Comparison of Total Attendances.

YEAR.	ATTENDANCES.			TOTAL.
	Mothers.	Babies.	Other Children.	
1917	3516	1757	2357	7630
1918	3942	1882	2855	8679
1919	4990	2352	3049	10391
1920	7680	4630	3841	16151
1921	9114	5607	4428	19149
1922	8818	4913	4807	18538
1923	9680	5020	6226	20926
1924	12210	5935	7924	26069
1925	12265	6061	7146	25472

During the year 59 Maternity patients and also 3 Ailing Infants were admitted into Municipal beds in the General Hospital.

**Table No. 4 (Ministry of Health).**

**INFANT MORTALITY—52.76.**

Net deaths from stated causes at various ages under one year of age.

Causes of Death.	Under 1 week.	1-2 weeks.	2-3 weeks.	3-4 weeks.	Total under 4 weeks.	4 weeks and under 3 m'ths.	3-6 months.	6-9 months.	9-12 months.	Total deaths under 1 year.
Small-pox ...	—	—	—	—	—	—	—	—	—	—
Chicken-pox ...	—	—	—	—	—	—	—	—	—	—
Measles ...	—	—	—	—	—	—	—	—	—	—
Scarlet Fever ...	—	—	—	—	—	—	—	—	—	—
Whooping Cough ...	—	—	—	—	—	—	—	1	2	3
Diphtheria and Croup...	—	—	—	—	—	—	—	—	—	—
Erysipelas ...	—	—	—	—	—	1	—	—	—	1
Tuberculous Meningitis	—	—	—	—	—	—	—	—	—	—
Abdominal Tuberculosis	—	—	—	—	—	—	—	—	—	—
Other Tuberculous Diseases ...	—	—	—	—	—	—	—	—	—	—
Meningitis (not Tuberculous) ...	—	—	—	—	—	—	—	1	1	2
Convulsions ...	1	—	1	—	2	—	—	1	—	3
Laryngitis ...	—	—	—	—	—	—	—	—	—	—
Bronchitis ...	—	—	—	—	—	1	1	—	1	3
Pneumonia (all forms)...	—	—	—	—	—	1	2	3	1	7
Diarrhœa ...	—	—	—	—	—	—	—	—	—	—
Enteritis ...	—	—	—	—	—	1	—	—	—	1
Gastritis ...	—	—	—	—	—	1	—	—	—	1
Syphilis ...	—	—	—	—	—	1	—	—	—	1
Rickets ...	—	—	—	—	—	—	—	—	—	—
Suffocation, overlying...	—	—	—	—	—	—	—	—	—	—
Injury at birth ...	4	—	—	—	4	—	—	—	—	4
Atelectasis ...	1	1	—	—	2	—	—	—	—	2
Congenital Malformations ...	2	1	—	—	3	2	—	—	—	5
Premature birth ...	9	1	1	—	11	1	—	—	—	12
Atrophy, Debility and Marasmus ...	4	—	—	2	6	3	1	—	—	10
Other causes...	5	—	—	—	5	—	—	—	1	6
	26	3	2	2	33	12	4	6	6	61
Net Births \ Legitimate	1081					Net Deaths \ Legitimate	50			
in the year / Illegitimate	75					in the year / Illegitimate	11			



## TUBERCULOSIS.

The work of your Tuberculosis Department resolves itself into the following activities.

(a) Patients notified by medical practitioners as suffering from Tuberculosis are medically examined, and if found to be in the early stage of the disease and therefore suitable for Sanatorium treatment, are admitted into one of the Institutions in which the Health Authority have provided beds. After this treatment, patients who have a relatively good resistance to the disease may recover and return to their former activities.

(b) Patients suffering from the disease in too advanced a stage for Sanatorium treatment are offered admission into the Firs Home, Bournemouth.

(c) Children, and also adult members of a family that is known to be susceptible to the attack of Tuberculosis are examined either at the Municipal Dispensary or in their homes, and kept under observation.

These children, even if they give no definite signs of Tuberculosis, may be in delicate health; and if they are so diagnosed, they may be sent for three or six months to one of the Open-air Institutions in which the Health Authority have provided beds. They are examined ultimately at the Municipal Tuberculosis Dispensary by the Clinical Tuberculosis Officer, Dr. D. A. Hutcheson, who attends at the Dispensary on three sessions a week, one for children and two for adults.

During the past five years the institution treatment provided for Tuberculosis patients has been increased. The number of patients so treated is as follows:—

1921	1922	1923	1924	1925
125	99	100	115	124



It will be noted that the figures for 1925 are increased by the recent provision of institution treatment for patients suffering from Tuberculosis that is not of the Lungs.

During the past five years the number of patients attending the Municipal Tuberculosis Dispensary was as follows:—

1921	1922	1923	1924	1925
388	366	413	397	391

In accordance with the instructions of the Ministry of Health, the attendances at the Dispensary are now, to some extent, limited to consultation and observation cases, continued treatment being left when possible to the medical attendant of the patient.

The following tables give the statistics for Tuberculosis during 1925:—

# PUBLIC HEALTH (TUBERCULOSIS) REGULATIONS, 1912.

Summary of Notifications during the period from 4th January, 1925, to 2nd January, 1926, in the County Borough of Bournemouth.

Age Periods.	Number of notifications on Form A.										Number of notifications on Form B.			Number of notifications on Form C.			
	Primary notifications.										Total notifications on Form A.	Primary notifications.		Total notifications on Form B.	Poor Law Institutions.	Sanatoria.	
												Under 5	Total.				
	0 to 1	1 to 5	5 to 10	10 to 15	15 to 20	20 to 25	25 to 35	35 to 45	45 to 55	55 to 65			Total.				5 to 10
Pulmonary Males ..	—	1	2	1	1	15	37	35	21	2	4	119	124	—	1	38	
Females ..	—	—	—	—	1	12	24	31	22	7	5	107	112	—	—	30	
Non-Pulmonary Males	—	3	3	—	2	—	1	1	1	—	—	11	11	—	—	3	
Females	—	2	2	1	2	3	1	2	—	1	1	15	15	—	—	12	



The following table gives the locations of Non-pulmonary Tuberculosis in the patients of all ages who were notified:—

LOCATION.				Male.	Female.	Total.
Disease of Bones and Joints	...	...	...	4	6	10
Disease of Genito-Urinary System	...	...	...	—	1	1
Abdominal Disease	...	...	...	1	3	4
Disease of Glands	...	...	...	1	4	5
Disease of other parts	...	...	...	4	2	6
Totals	...	...	...	10	16	26

### TUBERCULOSIS DISPENSARY.

During the year 1925 the Dispensary was open on 152 afternoons.

There were 391 patients under treatment, their attendances averaging 2.5 each.

The total number of attendances of patients was 1,051 as follows:—

Adults, male	...	...	319
Adults, female	...	...	282
Children, male	...	...	253
Children, female	...	...	197
			<hr/>
			1051
			<hr/>

Average attendance per session, 6.9 patients.

SANATORIA.		No. of patients	No. of patient days.
<i>Early Cases:</i>			
Adult Bournemouth patients who received treatment dur- ing 1925 in:			
Royal National Sanatorium, Bournemouth	...	63	5505
Other Sanatoria	...	3	222

Children sent to:

St. Catherine's Home, Vent- nor	...	8	871
Children's Sanatorium, Harpenden	...	16	1941

*Advanced Cases:*

Adult Bournemouth patients who received treatment in:			
Firs Home, Bournemouth		24	3536
Other Institutions	...	2	76

*Surgical Cases:*

Adult Bournemouth patients who received treatment in:			
Royal Victoria and West Hants Hospital, Bourne- mouth	....	16	886
Royal National Orthopædic Hospital, Middlesex	...	1	163
		<hr/>	<hr/>
Totals		133	13,200
		<hr/>	<hr/>

The actual number of Bournemouth patients who received treatment in institutions during 1925 was 124.



Of these, 63 suffered from Tuberculosis of the Lungs in an early stage; in 20, the disease was advanced; and in 17 the tuberculosis was not pulmonary. Included in this total are 14 Ex-service Men whose Tuberculosis was attributed to military service.

The 24 children who received Institution treatment were in delicate health and regarded as pre-tubercular patients.

The number of deaths that occurred from Tuberculosis of the Lungs during the year was 87. On the Registrar General's estimate of the population of 85,840 this gives a rate of 1.01 per thousand, while in the population for the year 1925 based on my estimate the rate is .88 per thousand.

## INFECTIOUS DISEASE

Eighty-one cases of Scarlet Fever were notified during the year. No death occurred among these patients.

One hundred and seventeen cases of Diphtheria were notified, among whom there occurred nine deaths. One hundred and thirteen were admitted into the Isolation Hospital, of whom eight died. Four cases were nursed at home, of whom one died.

## BOURNEMOUTH SANITARY HOSPITAL.

During the year 230 cases were admitted into the Hospital. Of these, 223 were Bournemouth patients, and 7 were admitted from without the County Borough. The following table refers to Bournemouth patients:—

Hospital Table No. 1.

Diphtheria	...	...	...	...	113
Scarlet Fever	...	...	...	...	74
Tuberculosis	...	...	...	...	2
Measles	...	...	...	...	12
Enteric Fever	...	...	...	...	3
Encephalitis Lethargica	...	...	...	...	1
Diphtheria Observation Cases	...	...	...	...	9
Scarlet Fever Observation Cases	...	...	...	...	4
Other Observation Conditions	...	...	...	...	5
Total	...	...	...	...	223

The 7 cases admitted from without the County Borough were as follows:—

Scarlet Fever	...	...	2
Diphtheria	...	...	4
Measles	...	...	1

During the year 10 deaths occurred in the Hospital from the following diseases:—

Diphtheria	...	...	8
Other Conditions	...	...	2

The average number of patients in the Hospital per day during the year was 26.29.

1910	11	2	0	0	1	11	0	1910
01-0	8	1	1	1	0	3	0	1911
02-0	10	1	1	1	0	0	0	1912
03-0	7	0	2	0	1	1	0	1913
04-0	11	0	1	0	0	12	0	1914
05-0	10	8	0	0	1	11	0	1915
06-0	10	2	1	0	0	7	0	1916
07-0	11	1	0	1	0	7	0	1917
08-0	11	1	7	0	1	2	0	1918
09-0	4	2	1	0	0	1	0	1919
10-0	8	0	2	0	0	3	0	1920
11-0	8	0	1	1	1	1	0	1921
12-0	7	0	0	1	0	2	0	1922
13-0	2	0	2	0	2	1	0	1923
14-0	2	0	0	2	0	2	0	1924
15-0	10	1	0	0	0	0	0	1925



**Table No. 2 (Ministry of Health).**  
**CASES OF INFECTIOUS DISEASE WHICH**  
**OCCURRED DURING 1925.**

NOTIFIABLE DISEASE.	NUMBER OF CASES NOTIFIED.								CASES REMOVED TO HOSPITAL.
	At all Ages.	At Ages—Years.							
		Under 1.	1 and under 5 years.	5 and under 15 years.	15 and under 25 years.	25 and under 45 years.	45 and under 65 years.	65 and upwards	
Diphtheria (including Membranous Croup)	117	1	19	56	21	15	4	1	113
Erysipelas . . .	18	—	—	—	1	5	10	2	—
Scarlet Fever . . .	81	—	18	51	8	3	1	—	74
Enteric Fever (includ- ing Para-Typhoid)	4	—	—	4	—	—	—	—	4
Ophthalmia Neona- torum . . . . .	7	7	—	—	—	—	—	—	3
Pneumonia . . . . .	43	—	3	4	5	11	10	10	—
Malaria . . . . .	2	—	—	—	—	2	—	—	—
Chicken Pox . . .	222	9	53	140	14	5	1	—	—
Encephalitis Lethar- gica . . . . .	10	—	—	—	4	—	3	3	2
Cerebro-Spinal Menin- gitis . . . . .	1	—	—	—	1	—	—	—	1
Puerperal Fever . . .	4	—	—	—	1	3	—	—	2
Totals . . . . .	509	17	93	255	55	44	29	16	199

**BOURNEMOUTH DEATHS FROM PRINCIPAL NOTIFIABLE  
INFECTIOUS DISEASES.**

Year.	Small Pox.	Diphtheria	Scarlet Fever.	Enteric Fever.	Puerperal Fever.	Erysipelas.	Total.	Deaths per 1,000 population.
1910	0	11	1	0	0	2	14	0.17
1911	0	5	0	1	1	1	8	0.10
1912	0	3	3	2	1	1	10	0.12
1913	0	4	1	0	2	0	7	0.08
1914	0	13	0	0	1	0	14	0.16
1915	0	11	2	0	0	3	16	0.22
1916	0	7	0	0	1	2	10	0.14
1917	0	7	0	1	2	1	11	0.15
1918	0	2	1	0	7	1	11	0.14
1919	0	1	0	0	1	2	4	0.04
1920	0	6	0	0	2	0	8	0.09
1921	0	1	1	1	4	0	6	0.06
1922	0	3	0	1	3	0	7	0.07
1923	0	1	2	0	2	0	5	0.05
1924	0	3	0	2	0	0	5	0.05
1925	0	9	0	0	0	1	10	0.11

Hospital Table No. 1.  
Comparative Statement for Ten Years.

Year.	Average number of persons, inclusive of Staff in Hospital per day.	Total Average cost per person per day, which includes all administrative expenses.	Average cost per person per day for provisions alone, including stimulants.	Maintenance charges. Income for the year.	Total Expenditure for the year, after deducting receipts from patients.	Total of all cases received into Hospital.
1916	52.02	£ s. d. 0 4 10½	£ s. d. 0 1 3½	£ s. d. 925 8 10	£ s. d. 3677 15 6	968
1917	43.73	0 6 2½	0 1 6½	800 15 5	4223 1 4	985
1918	36.23	0 6 1½	0 1 6½	437 14 11	3602 8 9	202
1919	40.9	0 9 3½	0 2 0½	591 18 8	6915 0 10	*290
1920	46.43	0 11 2½	0 3 6½	1277 1 8	8278 12 10	*218
1921	43.82	0 9 5½	0 1 8½	1130 0 11	7679 10 9	182
1922	47.24	0 7 9½	0 1 5½	961 19 5	5767 11 1	*196
1923	45.32	0 7 3½	0 1 4½	1057 7 10	5490 10 9	224
1924	49.10	0 7 1½	0 1 2½	844 4 7	5592 5 10	229
1925	48.52	0 6 9½	0 1 2½	419 9 8	5623 11 9	230

\* Includes mothers who went into Hospital to nurse children with Ophthalmia Neonatorum.



Hospital Table No. 2.  
Statement of Stock and Loans relating to Land and Buildings in connection with  
the Sanitary Hospital, 31st March, 1925.

Amount originally sanctioned	Amount originally borrowed		Amount unre- deemed at commencement of the year.	Amount re- deemed or transferred during the year.	Amount outstanding at the end of the year	Amount in redemption or sinking fund	Net debt	To whom owing
	Stock	Loans						
£ s. d.	£ s. d.	£ s. d.	£ s. d.	£ s. d.	£ s. d.	£ s. d.	£ s. d.	Stockholders
1400 0 0	1395 6 8	1182 12 0						"
3900 0 0	2708 12 7	389 6 4						"
1000 0 0	608 9 0	164 9 0						"
1265 0 0	1097 0 1	84 0 0						"
4200 0 0	4004 9 9	26 0 0						"
650 0 0	607 2 7	160 0 0						"
160 0 0	250 0 0	125 0 0	226 11 10		226 11 10	38 13 7	187 18 3	"
375 0 0	121 0 0	34 0 0	114 13 5		114 13 5	10 9 1	104 4 4	"
155 0 0	17 9 7		16 2 4		16 2 4	2 6 6	13 15 10	"
3800 0 0		3800 0 0	1500 0 0	180 0 0	1320 0 0	4 11 8	1315 8 4	Short Term Lenders.
475 0 0		475 0 0	214 0 0	35 0 0	179 0 0	1 18 4	177 1 8	"
7000 0 0		7000 0 0	4600 0 0	200 0 0	4400 0 0	3 9 2	4396 10 10	"
444 0 0		416 18 0						
24841 9 7	10809 10 3	13857 5 4	6671 7 7	415 0 0	6256 7 7	61 8 4	6194 19 3	
	24666 15 7							

**Table No. 3. (Ministry of Health).**  
**Causes of and Ages at Death during the Year 1925.**

Causes of Death.	Net Deaths at the subjoined ages of "Residents" whether occurring within or without the District.								
	All ages.	Under 1 year.	1 and 2 under years.	2 and 5 under years.	5 and 15 under years.	15 and 25 under years.	25 and 45 under years.	45 and 65 under years.	65 and upward
All Causes ...	1183	61	10	15	21	35	102	286	653
Enteric Fever ...	...	...	...	...	...	...	...	...	...
Small Pox ...	...	...	...	...	...	...	...	...	...
Measles ...	2	...	...	...	1	...	...	...	1
Scarlet Fever ...	...	...	...	...	...	...	...	...	...
Whooping Cough ...	4	3	...	1	...	...	...	...	...
Diphtheria ...	9	...	...	2	5	1	...	...	1
Influenza ...	33	2	...	...	2	...	5	6	18
Encephalitis lethargica...	8	...	...	...	...	2	...	3	3
Meningococcal meningitis	...	...	...	...	...	...	...	...	...
Tuberculosis of respiratory system ...	87	...	...	...	1	12	34	28	12
Other tuberculous diseases	19	...	2	4	2	5	2	1	3
Cancer, malignant disease	179	...	...	...	...	...	12	71	96
Rheumatic Fever ...	2	...	...	...	1	...	...	...	1
Diabetes ...	16	...	...	...	1	...	1	8	6
Cerebral hæmorrhage, &c.	99	...	...	...	...	1	2	17	79
Heart disease...	216	...	...	...	2	2	6	46	160
Arterio-sclerosis ...	56	...	...	...	...	...	...	7	49
Bronchitis ...	43	3	1	...	...	...	1	13	25
Pneumonia (all forms)...	63	7	4	3	3	...	6	15	25
Other respiratory diseases	21	...	...	...	...	1	2	8	10
Ulcer of stomach or duodenum ...	9	...	...	...	...	...	1	3	5
Diarrhœa, &c....	9	1	...	1	...	...	1	5	1
Appendicitis and typhlitis	7	...	...	...	...	1	1	2	3
Cirrhosis of liver ...	3	...	...	...	...	...	...	1	2
Acute and chronic nephritis ...	33	...	...	...	1	1	3	13	15
Puerperal sepsis ...	...	...	...	...	...	...	...	...	...
Other accidents & diseases of pregnancy and parturition ...	5	...	...	...	...	1	3	1	...
Congenital debility and malformation, premature birth ...	32	31	...	...	...	...	...	1	...
Suicide ...	6	...	...	...	...	1	2	3	...
Other deaths from violence ...	25	1	...	2	...	2	6	2	12
Other defined diseases ...	196	13	3	2	2	5	14	31	126
Causes ill-defined or unknown ...	1	...	...	...	...	...	...	1	...



## BACTERIOLOGY.

The following Table has been completed by Dr. A. C. Ingram, Borough Bacteriologist, indicating the examinations carried out for the Health Department and Hospital.

## SANITARY HOSPITAL.

Swabs re Diphtheria, etc.	...	...	...	568
Sundries	...	...	...	8

## HEALTH DEPARTMENT.

Swabs re Diphtheria, etc.				
per M.O.H.	...	...	...	161
per Private Practitioners	...	...	...	270
Sputum Specimens re Tuberculosis—				
per Municipal Dispensary	...	...	...	63
per Private Practitioners	...	...	...	110
Milk Samples re Tuberculosis	...	...	...	52
do. General Examination	...	...	...	52
Ice Cream Samples re Sundry Contaminations	...	...	...	8
Sundries per M.O.H.	...	...	...	7
Total	...	...	...	1299

TREATMENT AND PREVENTION OF  
VENEREAL DISEASES.

The following tables give statistics concerning the Municipal Clinic and the provision of bacteriological facilities for the diagnosis of Venereal Diseases.

Statistics concerning patients from the County Borough of Bournemouth for the year ended 31st December, 1925.

Number of persons dealt with at or in connection with the Out-patient Clinic for the first time and found to be:—

	Males.	Females.	Total.
Suffering from Syphilis ...	11	10	21
Suffering from Gonorrhœa	49	17	66
Not suffering from Venereal Disease ...	24	20	44
			<hr/> 131 <hr/>

Number of patients discharged from the Out-patient Clinic after completion of:—

Treatment for Syphilis ...	2	1	3
Treatment for Gonorrhœa	17	8	25
			<hr/> 28 <hr/>

Number of patients who ceased to attend the Out-patient Clinic without completing treatment and who were suffering from:—

Syphilis ...	13	8	21
Gonorrhœa ...	24	4	28
			<hr/> 49 <hr/>

Total attendances at the Out-patient Clinic of all persons who were:—

Suffering from Syphilis	269	344	613
Suffering from Gonorrhœa	575	110	685
Not found to be suffering from Venereal Disease	42	27	69
			<hr/> 1367 <hr/>



Aggregate number of "In-patient days" of treatment given to persons:—

	Males.	Females.	Total.
Suffering from Syphilis	—	30	30
Suffering from Gonorrhœa	95	34	129
Not found to be suffering from Venereal Disease	—	—	—
			159

Number of persons treated with  
Salvarsan substitute ... 45

Number of doses of Salvarsan substi-  
tute used in Treatment Centre ... 330

#### EXAMINATION OF PATHOLOGICAL MATERIAL.

Number of specimens which were sent for examination to an independent laboratory for Wassermann Reaction:—

From persons attending at the  
Treatment Centre ... 172

From persons attended by private  
medical practitioners ... 96

Specimens from patients of private medical practitioners which were sent for examination:—

For detection of Spirochetes 2

For detection of Gonococci ... 22

Salvarsan approved substitutes supplied to medical practitioners:—

Doses ... 132

Pathological Outfits supplied to medical practitioners:—

For Wassermann Test ... 7

For detection of Gonococci ... 2

## COUNTY BOROUGH OF BOURNEMOUTH.

SANITARY INSPECTOR'S DEPARTMENT.

Town Hall,

Bournemouth.

16th April, 1926.

TO THE MAYOR AND TOWN COUNCIL OF THE  
COUNTY BOROUGH OF BOURNEMOUTH.

Mr. Mayor and Gentlemen,

I beg to submit for your consideration the Annual Report upon the work carried out by this Department during the year ending 31st December, 1925.

During the long period it has been my privilege to serve under your Authority, such a demand on the routine work of the Department has never been made as during the last four years, not even in the Food Control period. The Inspectors and Staff have most loyally given of their efforts and time to cope with the heavy additional work, and I take this opportunity of expressing acknowledgement for their valued assistance.

Your Authority will see from the following tables how varied are the demands on the part of the Inspectors.

The duties relating to the selection of tenants for the Corporation Housing Schemes, the general supervision and control of the properties including repairs, enquiries for applications for Subsidy houses and the supervision of such tenancies to ascertain that the conditions are being maintained, are sufficient for a separate Department.



## SPECIAL REPORTS.

Reports on the undermentioned subjects have been submitted to, and considered by, your Health Committee during the period under review, and the necessary action taken:—

- (1) Increase of Rent and Mortgage Interest (Restrictions) Act, 1920.—Departmental action.
- (2) Shops Act, 1912 and 1920:
  - (a) Holiday Closing.
  - (b) Outworkers.
  - (c) Early Closing.
  - (d) Prosecution.
- (3) Milk and Dairies (Consolidation) Act, 1915.
- (4) Tuberculosis Order, 1925.
- (5) The Vehicle Painting Regulations, 1925.
- (6) Sale of Food and Drugs Act.
  - (a) Quarterly Reports.
  - (b) Formal Samples of Custard Powder.  
Formal Samples of Shredded Beef Suet.
- (7) Public Health (Meat) Regulations, 1924.
- (8) Caravans, Bennett and Malmesbury Park Roads.
- (9) Factory and Workshops Act, 1901.
  - (a) Reports under Section 5.
  - (b) Notices of Occupation.
  - (c) Bakehouses.
  - (d) Celluloid Regulations, 1921.
  - (e) Means of escape from fire.
- (10) Conversion of Sheds into dwelling houses.
- (11) House to House Inspection re overcrowding and Housing conditions.
- (12) Pigs, Poultry and Garden Produce at West Howe and Sanitary Hospital.

- (13) Public Conveniences.
- (14) Flooding, Ripon Road.
- (15) "Offensive Trades" Applications.
- (16) National Rat Campaign (No. 10).
- (17) Re-organisation of Staff.
- (18) Report on Arsenic in Apples.

#### RE CINEMAS AND PICTURE PALACES.

The special arrangements made under your Authority for the regular disinfecting of these premises by the Public Disinfecter once a fortnight has been continued throughout the year, and the cost of his time and materials has been defrayed by the Proprietors.

Inspections have also been made of these premises with regard to the provision for Sanitary Conveniences, Lighting and Ventilation, and reports submitted to the Finance Committee when the renewal of licences was under consideration.

#### THE FACTORY AND WORKSHOPS ACT, 1901-1907.

The total number of workshops and workplaces now registered in the Borough is 867, an increase of 6 on that of last year.

During the year 19 new workshops have been registered, 22 workrooms have been measured and 34 cards, re cubic space, etc., have been supplied to the occupiers.

In all cases where nuisances have been found, notices have been given to the owner or occupier of the premises to remedy the defects, and it is very satisfactory to report that in every instance the nuisance has been abated without resort to legal action.



During the year 2,549 inspections, including Bakehouses and Restaurants, have been made, and Notices have been served.

The Occupation Cards have been revised, and are brought up-to-date.

The following is the list of workshops on the Register at the end of the year, classified according to trade, and showing the number of rooms occupied:—

Trade.	Premises Registered	Rooms Occupied.
Bakehouses ... ..	78	90
Kitchens of Restaurants, &c. ...	47	47
Dressmakers and Milliners ...	174	218
Tailors ... ..	98	119
Bootmakers and Saddlers... ..	105	116
Laundries ... ..	53	101
Carpenters and Builders ... ..	70	74
Cabinetmakers and Upholsterers ...	47	68
Coachbuilders and Motor Works ...	25	39
Watchmakers and Jewellers ...	24	25
Metal Workers ... ..	37	52
Cycle Builders and Motor Works ...	61	69
Miscellaneous ... ..	48	97
	<hr/> 867	<hr/> 1115

### BAKEHOUSES.

Of the 78 bakehouses occupied in the Borough, three are occupied as underground bakehouses, and the remainder are on, or above, the ground level.

The underground bakehouses are certified by your Authority to be suitable (as regards light, ventilation, construction etc.) for use as bakehouses.

During the year four bakehouses have been added to, and two deleted from the Register.

The whole of the Bakehouses in the Borough have been cleaned or limewashed twice during the year, in accordance with the requirements of the Act. One hundred and seventy-eight visits have been made to these premises during the year.

## KITCHENS OF RESTAURANTS, ETC.

These premises, forty-seven in number, have been inspected, and special attention has been given to the cleanliness of the larders, tables and cooking utensils, and these have been found to be satisfactory.

## HOMEWORK.

During the year 74 lists containing the addresses of 153 "Outworkers" have been received.

Fifteen of these were residing outside the Borough, and the usual particulars were sent to the Authorities of the Districts in which the work was done.

Four addresses were received from outside Authorities.

One hundred and thirty-eight visits were made to Outworkers' premises, and in no instance was it found necessary to serve a notice for the abatement of nuisance.

## REGISTRIES FOR FEMALE AND DOMESTIC SERVANTS.

The number of premises on the Register at the end of the year was 34, an increase of three on that of last year.

Fifty-two surprise visits have been made from time to time to the premises, for the purpose of enforcing the provision of the Bye-Laws relating thereto.

## SHOPS ACT, 1912

The total number of shops on the Register at the end of the year is 2,391, an increase of 115 on that of last year.



During the year 4,046 visits have been made to shops in the Borough under the Act.

In 81 cases the Exempted Trade Notice under the second Schedule, in 59 cases the Assistants' Weekly Half-Holiday Notice under Sect. I, and in 73 cases the Young Persons Notice under Sect. II. were not found to be affixed as required by the Act.

In all cases a verbal warning was sufficient, the requirements being subsequently complied with

Sixty-three Warning Notices re Sale of Celluloid Articles were delivered.

Fifty-four special inspections have been made with regard to the sale of non-exempted goods on the half-day of closing.

Sixty-five special inspections have been made with regard to the new order of the Shops (Early Closing) Act, 1920.

In four cases proceedings were taken under the above Order, and convictions obtained, with a fine including costs in each case. (One case fined £1, two cases 10s. each, and one case fined 5s.).

Each new shop opened in the Borough during the past year has been supplied with a copy of the Extracts of the Shops Act.

One hundred and ninety-four shops have been visited with regard to the employment of young persons, and in no case was a young person found working beyond the prescribed hours.

## SUMMARY OF SHOPS ON REGISTER.

31st December, 1925.

BUSINESS.	Number of Shops on Register.	EARLY CLOSING DAY.						No. which do not close.
		Mon.	Tue s.	Wed.	Thur.	Fri.	Sat.	
Grocery & Provision Dealers	292	9	7	257	10	—	9	—
Greengrocers, Fruiterers and Florists ... ..	152	5	—	138	5	—	—	4
Bootsellers and Repairers ...	154	3	2	131	6	—	12	—
Tailors and Outfitters ...	101	—	—	76	—	—	25	—
Butchers ... ..	115	7	—	98	—	—	10	—
Drapers, Milliners and Dress-makers ... ..	158	3	2	117	4	—	32	—
Furniture Dealers ... ..	110	—	4	80	2	—	24	—
Toys, Newspapers, Tobacco and Sweet Dealers ...	112	5	9	64	6	—	—	28
Bakers ... ..	82	3	—	69	—	—	—	10
Dairies ... ..	46	—	—	39	—	—	—	7
Motor and Cycle Dealers ...	98	—	—	69	—	—	15	14
Fish and Poultry Dealers ...	59	2	—	45	—	—	—	12
Jewellers and Watchmakers...	72	—	—	57	—	—	15	—
Refreshment Dealers ...	47	1	—	14	2	—	—	30
Sweets and Confectionery ...	104	4	—	58	3	—	—	39
Photographers ... ..	35	2	—	19	—	—	14	—
Chemists ... ..	62	—	—	54	—	—	8	—
Hairdressers ... ..	73	—	—	61	—	—	12	—
Fancy Dealers ... ..	54	—	—	38	—	—	16	—
Saddlers and Trunkmakers...	26	—	—	20	—	—	6	—
Booksellers and Stationers ...	62	—	2	50	—	—	12	—
Ironmongers ... ..	54	—	—	41	—	—	13	—
Coal and Corn Dealers ...	38	—	—	24	—	—	10	—
Wardrobe Dealers ... ..	29	—	2	26	1	—	—	—
Glass and China Dealers ...	24	—	—	20	—	—	4	—
Off License Houses ... ..	45	2	3	28	—	—	5	7
Miscellaneous ... ..	112	—	—	60	—	—	52	—
Number of Shops on Register	2316	46	31	1753	39	—	296	151
Empty Shops in Borough ...	75	—	—	—	—	—	—	—
Total No. Shops in Borough	2391	—	—	—	—	—	—	—



## DAIRIES, COWSHEDS AND MILKSHOPS ORDERS.

To enforce the regulations relating to cleanliness, limewashing and general sanitation, three hundred and sixty-two inspections have been made of cowsheds, dairies and milk purveyors' premises in the Borough.

Visits to Dairies ...	185
Visits to Milkshops ...	153
Visits to Cowsheds ...	24
	<hr/>
	362
	<hr/>

The half-yearly limewashing of premises was in every instance carried out after notice had been given by your Inspector. There are now only four cowsheds in the Borough.

### MILK AND DAIRIES (Amendment) ACT, 1922.

*Extract from Registers on 31st December, 1925.*

No. of producers (residing outside the Borough) who have been registered to sell by retail in the Borough ...	5
No. of producers (residing in the Borough) who have been registered both as producers and as retailers ...	4
No. of producers (residing in the Borough) who have been registered to sell by wholesale only ...	1
No. of shop proprietors, etc., who have been registered as retail purveyors of milk ...	111

### *Milk (Special Designations) Orders, 1922.*

On the 31st December, 1925, there were in the Borough eight premises licensed for the sale of graded milk which in each instance was obtained from licensed producers of "Certified" Milk.



## GENERAL INSPECTION OF FOOD SUPPLIES.

During the year 5,221 visits have been made to shops in the Borough for the inspection of Meat and Food Supplies, and with regard to the cleanliness of the premises and stores.

Periodical and regular inspections of the Meat Supplies form an important part of the Food Inspector's duties, as shown by the appended tables.

By arrangement with the retail traders, early morning inspections of meat are made before the meat is "weighed in" by the butchers, in all cases where the carcasses have been slaughtered outside the Borough.

In April, 1925, the Public Health (Meat) Regulations came into force and in accordance with your instructions the following circular letter was sent to all meat purveyors, provision merchants and tradesmen effected. Also at the invitation of the Chamber of Trade, your Chief Sanitary Inspector read a paper and opened a discussion with the various sections interested, with the view of arranging the most practicable method of compliance with the Regulations.

The structural alterations necessary to substitute the open shop fronts with framed glass windows made to open top and bottom have not yet been generally adopted. About 20 establishments have done so during the year and from applications and enquiries received a number of tradesmen appear to be considering alterations before the next summer.

At the end of the year the following circular letter was considered by your Authority and sent to all tradesmen interested in the Regulations. It is only right to say that in most of the cases where



structural alterations have not been carried out, more care has been paid with regard to the exposure of goods in the open shop fronts.

Town Hall,  
Bournemouth,  
March, 1925.

PUBLIC HEALTH (MEAT) REGULATIONS, 1924.

Dear Sir (Madam),

In accordance with the suggestion of the Ministry of Health the Local Authority of the County Borough of Bournemouth hereby advise you of the provisions of the above Regulations affecting your trade and to require you will take the necessary steps to comply with the same.

It is suggested, among other matters, that all Butchers' Shops be provided with windows which should be movable, either of the shutter type or made to slide upwards, so that the same may be conveniently adjusted when there is a liability of pollution by dust, etc. Movable glass panelled shutters to doors may also be found necessary.

Similar provision should also be made in Grocers' and Provision Stores for the protection of bacon, etc., which comes within the definition of "Meat." Where bacon in rasher form, sausages, etc., are exhibited for sale, glass window cases or counter cases with open backs should be used, so arranged that they can be periodically cleaned as required. In the summer months the open backs of cases can then be protected with muslin as a preventive against flies.

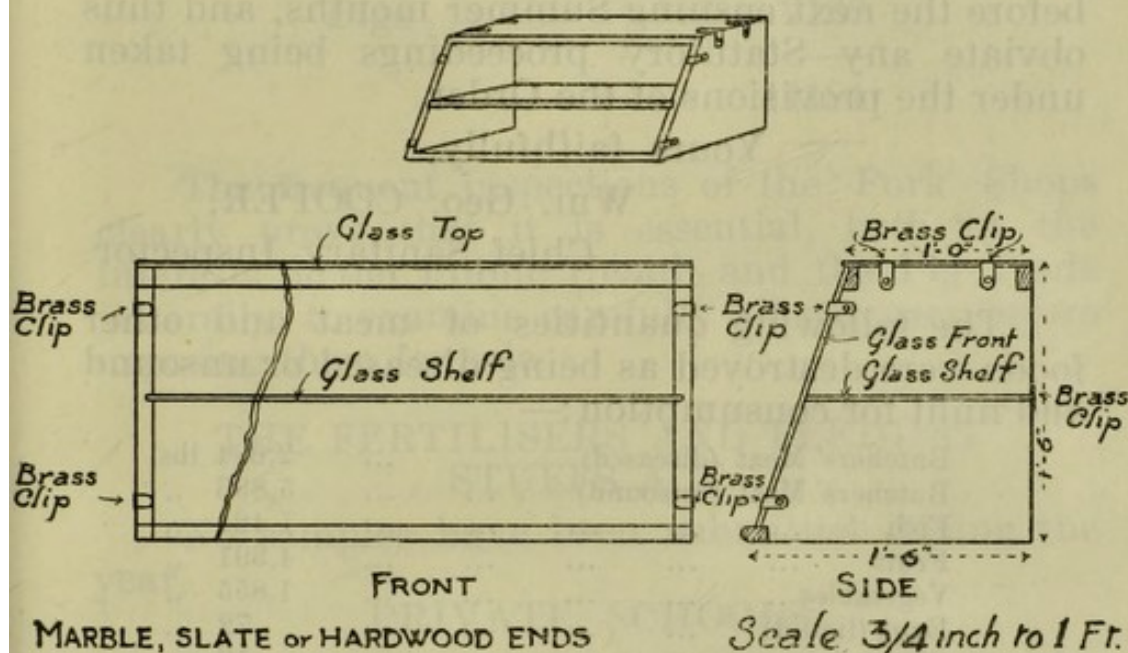
These Regulations come into operation on the **First day of April, 1925**, a copy of which can be

obtained through any booksellers or from the Sanitary Inspector's Department, Town Hall, price 2d. each.

By Order of the Health Committee.

Sanitary Inspector's Department,  
Town Hall, Bournemouth,  
March 20th, 1925.

### SUGGESTED STYLE of COUNTERCASE for COOKED MEATS



COUNTY BOROUGH OF BOURNEMOUTH.

Sanitary Department,  
Town Hall,  
Bournemouth,  
18th January, 1926.

PUBLIC HEALTH (MEAT) REGULATIONS, 1924.

Dear Sir (Madam),

I am instructed by the Sanitary Authority to inform you that the occupier of a shop as defined



by the above Regulations shall take all steps as may be reasonably necessary to protect the meat exposed, from contamination.

From the reports received it would appear that the most efficient means for such protection and the ventilation of the shop is for your open shop front to be provided with framed glass windows made to open top and bottom.

The Sanitary Authority requests that you will give these Regulations your careful consideration with the view of providing the necessary protection before the next ensuing Summer months, and thus obviate any Statutory proceedings being taken under the provisions of the Order.

Yours faithfully,

Wm. Geo. COOPER,

Chief Sanitary Inspector.

The following quantities of meat and other foods were destroyed as being diseased or unsound and unfit for consumption:—

Butchers' Meat (diseased)	...	...	2,684 lbs.
Butchers' Meat (unsound)	...	...	5,836 „
Fish	...	...	1,421 „
Fruit	...	...	4,391 „
Vegetables	...	...	1,855 „
Eggs (liquid)	...	...	72 „
Cheese	...	...	19 „
Cream Powder	...	...	96 „
Potted Shrimps	...	...	58 „

The following is a classified summary of the Food Purveyors' premises visited by the Food Inspector:—

Butchers' Premises	...	...	3,216 visits
Fishmongers' and Poulterers'	...	...	945 „
Greengrocers'	...	...	485 „
Grocers'	...	...	242 „
Ice Cream Vendors' Premises	...	...	52 „
Hawkers' Carts	...	...	281 „
			<hr/>
			5,221 „
			<hr/>

### SLAUGHTERHOUSES.

There are six slaughterhouses in the Borough, at each of which the Regulations as to periodical limewashing, cleansing, etc., have been carried out. Seven hundred and three inspections have been made of these premises during the year.

The number of animals slaughtered during the year is as follows:—

Beasts	...	...	553
Sheep	...	...	6250
Calves	...	...	2221
Pigs	...	...	2160
			<hr/>
			11184

The frequent inspections of the Pork Shops clearly prove that it is essential, both in the interests of the Public Health and the Pig Trade generally, to examine carefully all carcases before exposing them for sale.

### THE FERTILISERS AND FEEDING STUFFS ACT.

No samples have been submitted during the year.

### PRIVATE SCHOOLS.

The total number of Private Schools in the Borough is 48, comprising 180 classrooms, and the average number of scholars in attendance at these schools as 2,465.

The sanitary arrangements of the larger private Schools have been examined, and the drainage tested at the end of each term, and reports as to repairs, cleansing, etc., made to the Principals.

This periodical examination has proved to be a precautionary measure where the number of boarders necessitates large households being maintained.



## PUBLIC SCHOOLS.

The sanitary conveniences of the public Elementary Schools have also received systematic attention from the Drain-Testers who are responsible for the daily cleansing and disinfection of all the fittings, etc. The conveniences are thus maintained scrupulously clean, and the scholars are induced to make proper use of them.

## WART DISEASE IN POTATOES.

No cases of Wart Disease were reported during the year.

## RAG AND FLOCK ACT REGULATIONS.

Inspections have been made of the premises where flock is used for manufacture of bedding, upholstering, etc.

## HOUSING CONDITIONS.

## Statistics.

Year ended 31st December, 1925.

## I.—GENERAL.

Total for 5 years  
ending Dec. 31st  
1925.

(1) Census population (1921) ... ..	91,770	
(2) Estimated Population (1924)... ..	98,000	
(3) General death-rate ... ..	12·07	
	(R.G. 13·78)	
(4) Death-rate from tuberculosis... ..	1·08	
	(R.G. 1·23)	
(5) Infantile mortality ... ..	52·76	
(6) No. of dwelling-houses of all classes (1921 —17,540) ... ..	20,207	
(7) No. of working-class dwelling-houses (approx.)	9,853	
(8) No. of new working-class houses erected	897	
(9) No. of new dwelling-houses erected ...	1,049	1,853
(10) No. of new lock-up shops and workshops	197	
(11) Alteration to premises and drainage, etc.	781	

## II.—UNFIT DWELLING-HOUSES.

## I.—Inspection.

Total for 5  
years ending  
Dec.31st,1925

(1) Total number of dwelling-houses inspected for housing defects (under Public Health or Housing Acts) ... ..	946	6054
(2) No. of dwelling-houses which were inspected and recorded under the Housing (Inspection of District) Regulations, 1910 ... ..	602	2520
(3) No. of dwelling-houses found to be in a state so dangerous or injurious to health as to be unfit for human habitation ... ..	Nil	
(4) No. of dwelling-houses (exclusive of those referred to under the preceding sub-heading) found not to be in all respects reasonably fit for human habitation ... ..	Nil	

## II.—Remedy of Defects without service of Formal Notices.

No. of defective dwelling-houses rendered fit in consequence of informal action by the Local Authority or their officers ... ..	111	1134
---	-----	------

## III.—Action under Statutory Powers.

(A) Proceedings under Section 28 of the Housing, Town Planning, etc., Act, 1919.		
(1) No. of dwelling-houses in respect of which notices were served requiring repairs ... ..	—	12
(2) No. of dwelling-houses which were rendered fit		
(a) by owners ... ..	—	12
(b) by Local Authority in default of owners ... ..	—	
(3) No. of dwelling-houses in respect of which Closing Orders became operative in pursuance of declarations by owners of intention to close ... ..	—	1
(B) Proceedings under Public Health Acts.		
(1) No. of dwelling-houses in respect of which notices were served requiring defects to be remedied ... ..	152	601
(2) No. of dwelling-houses in which defects were remedied		
(a) by owners ... ..	152	601
(b) by Local Authority in default of owners ... ..	Nil	



(C) Proceedings under Section 17 and 18 of the Housing, Town Planning, etc., Act, 1909.			Total for 5 years ending Dec.31st,1925
(1) No. of representations made with a view to the making of Closing Orders	...	...	1
(2) No. of dwelling-houses in respect of which Closing Orders were made	...	...	1
(3) No. of dwelling-houses in respect of which Closing Orders were determined, the dwelling-houses having been rendered fit	...	...	—
(4) No. of dwelling-houses in respect of which Demolition Orders were made	...	...	—
(5) No. of dwelling-houses demolished in pursuance of Demolition Orders	...	...	—

### III. UNHEALTHY AREAS.

Areas represented to the Local Authority with a view to Improvement Schemes under (a) Part I, or (b) Part II. of the Act of 1890.

(1) Name of area	...	...	...	...	Nil
(2) Acreage	...	...	...	...	Nil
(3) No. of working-class houses in area	...	...	...	...	Nil
(4) No. of working-class persons to be displaced	...	...	...	...	Nil

4.—No. of houses not complying with the building bye-laws erected with consent of Local Authority under Section 25 of the Housing, Town Planning, &c., Act, 1919

Nil

5.—Staff engaged on housing work with, briefly, the duties of each officer :

General supervision of new houses in course of erection, contracts, etc.	...	...	} Borough Engineer and Deputy Borough Architect
Plans and designs	...	...	
Selection and supervision of tenants	...	...	Chief Sanitary Inspector
General supervision and repairs to properties	...	...	„ „

## DISTRICT SANITARY INSPECTORS' SUMMARY OF WORKS.

### 1.—NUISANCES.

	District No. 1.	District No. 2.	District No. 3.	District No. 4.	Total.
Complaints received and attended to	145	117	155	186	603
Number of Tests made for detection of nuisances ...	—	5	15	11	31
Visits <i>re</i> abatement of nuisances ...	310	124	544	347	1325
General Inspections of Districts ...	—	5	38	20	63
Premises inspected ...	—	17	145	70	232
Number of Nuisances detected ...	93	68	144	157	462
Number of Nuisances abated ...	95	70	143	162	470
Nuisances outstanding Dec., 1924 ...	7	3	9	14	33
Ditto 1925	5	1	10	9	25
Complaints attended to <i>re</i> Cesspools	—	109	—	—	109
Piggeries Visited ...	4	23	—	11	38

### 2.—INFECTIOUS DISEASE.

Enquiries made for Reports to M.O.H.	85	69	26	63	243
Nuisances detected ...	6	6	—	15	27
„ abated ...	5	6	—	15	26
Nuisances outstanding ...	1	—	—	—	1
Total No. of Visits ...	117	104	35	106	362
School notices sent ...	38	45	8	28	119

### 3.—DISINFECTION.

No. of rooms after notifiable disease	102	76	27	66	271
Total No. of books disinfected ...	20	2	5	27	54
No. of rooms after Phthisis ...	44	32	29	57	162
No. of rooms after non-notifiable disease ...	94	27	119	47	287
No. of verminous rooms disinfected	—	3	15	38	56
Places of entertainment ...	79	26	—	—	105

### 4.—NEW BUILDINGS.

Water tests ...	641	674	110	145	1570
Number of re-tests ...	61	43	17	3	124
Smoke tests ...	436	510	61	93	1101
Number of re-tests ...	33	6	12	10	61
Total visits ...	1207	1349	201	251	3018
Number of reports made to B. I. <i>re</i> details of defects ascertained ...	99	92	35	15	241



## 5.—PRIVATE INSPECTIONS.

	No. 1	No. 2	District		Total
			No. 3	No. 4	
Premises Inspected and Tested ...	45	15	55	28	143
Subsequent Water Tests ...	32	16	12	27	87
„ „ Smoke „ ...	15	13	12	7	47
Visits <i>re</i> Supervision of Works ...	283	42	325	208	858
Total Visits ...	383	95	404	268	1150
Reports outstanding December 31st, 1925 ...	6	4	4	9	23

## SUMMARY OF DISINFECTION AT SANITARY HOSPITAL.

## 6.—NOTIFIABLE DISEASE.

No. of Articles removed from Dwellings ...	...	...	615
„ „ Disinfected at Hospital ...	...	...	7450
„ Wards „ „ „ ...	...	...	204
„ Times Drains flushed at Hospital ...	...	...	124
Special Visits by Inspector ...	...	...	52

## 7.—NON-NOTIFIABLE DISEASE.

No. of Articles Disinfected after Phthisis ...	...	...	608
„ „ „ „ other non-notifiable Diseases ...	...	...	1801
Special Visits by Inspectors ...	...	...	212
No. of Verminous Articles disinfected ...	...	...	429
No. of Verminous Articles and other Articles destroyed ...	...	...	272

## 8.—MISCELLANEOUS.

	No. 1	No. 2	District		Total
			No. 3	No. 4	
Enquiries <i>re</i> Housing Scheme applications ...	225	245	24	252	746
House-to-house Inspections (visits) ...	—	—	129	473	602
Visits to Schools ...	—	6	3	6	15
Visits to Kitchens ...	16	1	18	3	38
Visits to Bakehouses ...	78	51	63	80	272
Visits to places of entertainment (renewal of licences, etc.) ...	10	—	21	12	43

## 9.—EXTRAORDINARY DUTIES.

- 1.—Five Ponds were sprayed with a paraffin preparation for the eradication of insect pests during the summer months.
- 2.—Special visits were made to Tents, Vans, Sheds and similar structures used as dwellinghouses.
- 3.—406 visits to Subsidy Houses.
- 4.—General inspections were made for the detection of smoke nuisances.

## COMMON LODGING HOUSES.

There are only two registered Common Lodging-houses in the Borough. The general supervision of common lodging-houses is under the control of the Police.

## FRIED FISH SHOPS.

There are now 23 of these shops in the Borough, and from time to time inspections have been made as to the cleanliness of the premises, soundness of fish supplies, and ingredients used in the trade.

## BATHING STATION.

There has been a marked decline in the number of persons receiving treatment for Scabies, etc., only 3 baths having been administered during the year 1925.

## REPORTS ON INFECTIOUS CASES.

(Include Observation Cases.)

	District				Total.
	No. 1.	No. 2.	No. 3.	No. 4.	
Scarlet Fever ...	30	29	8	13	80
Diphtheria ...	38	38	11	31	118
Erysipelas ...	5	4	1	7	17
Chickenpox ...	—	—	—	1	1
Typhoid ...	2	—	—	2	4
	75	71	20	54	220
Houses with defects ascertained ...	5	3	0	7	15

During the year 220 Reports (see above table) have been made to the Medical Officer of Health upon notified and suspected Infectious Cases. The sanitary arrangements and drainage of the premises



occupied by the patients have been examined and tested, and 27 Preliminary Notices have been served on the owners or occupiers of these premises calling upon them to abate the nuisances ascertained. These notices have been satisfactorily complied with.

### CESSPOOL DRAINAGE.

#### WINTON AND MOORDOWN DISTRICT.

No. of Cesspools emptied	...	...	113
No. of loads of sewage removed	...	...	327
No. of cesspools condemned and filled in	...	...	2

There are now 29 houses with cesspool drainage and 10 with the pail-closet system, and these are situated principally in the outlying parts of Moordown, Charminster and Redhill, and in roads that cannot at present be sewered owing to the existing level of sewers.

#### POKESDOWN DISTRICT.

No. of cesspools emptied	...	...	29
No. of loads of sewage removed	...	...	121
No. of cesspools filled in	...	...	0

There are now 19 houses with cesspool drainage and 12 with pail-closet system in the districts of Tuckton and Wick.

### PIGGERIES.

#### WINTON AND MOORDOWN DISTRICT.

No. of Piggeries	...	...	16
No. of pigs kept at last inspection (approx.)	...	...	80
No. of visits to Piggeries	...	...	12
No. of complaints received and nuisances abated	...	...	7
No. of Piggeries removed during the year	...	...	5

All the 16 piggeries in this district are kept in accordance with the By-Laws,

#### POKESDOWN DISTRICT.

No. of Piggeries	...	...	...	4
No. of pigs kept at last inspection (approx.)	...	...	...	80
No. of visits to Piggeries	...	...	...	8
No. of complaints received and nuisances abated	...	...	...	Nil

All the piggeries in this district are kept in accordance with the By-Laws.

#### PUBLIC MORTUARY.

From 1st January to the 31st December, 1925, the total number of Inquests held was 77 and that of Post Mortems was 43.

The working expenses, so far as this Department is concerned, for the year are as follows:—

	£	s.	d.
1. Proportion of Attendants' wages for cleansing	...	...	...
2. Attendance at Inquests and Post Mortems	...	...	...
3. Gas from December, 1924, to December, 1925, including upkeep of burners	...	...	...
4. Disinfectants, Soap, Laundry, Gloves, etc.	...	...	...
	£31	5	1½



## CERTIFIED CAUSES OF DEATH.

Aorta, Rupture of	...	...	...	2
Aorta, Disease of	...	...	...	5
Asphyxia	...	...	...	9
Convulsions	...	...	...	2
Coal Gas Poisoning	...	...	...	1
Cerebral Tumours	...	...	...	1
Drowning	...	...	...	2
Duodenum Ulcer	...	...	...	1
Fractured base of skull	...	...	...	8
Fractured thigh and shock	...	...	...	3
Fractured Spine	...	...	...	1
Fractured Rib and shock	...	...	...	1
Hæmorrhage Cerebral	...	...	...	4
Hæmorrhage Internal	...	...	...	3
Heart—				
Pericarditis	...	...	...	1
Valvular Disease	...	...	...	2
Fatty Degeneration	...	...	...	6
Rupture	...	...	...	1
Cardiac Failure	...	...	...	1
Arterial Sclerosis	...	...	...	1
Congenital Malformation	...	...	...	1
Inflammation of Bladder	...	...	...	1
Pleurisy	...	...	...	1
Peritonitis	...	...	...	2
Pneumonia	...	...	...	6
Poisoning	...	...	...	2
Rupture of Abdomen Walls	...	...	...	1
Shock and Burns	...	...	...	4
Severing of an Artery	...	...	...	1
Syncope	...	...	...	2
Tuberculosis	...	...	...	1
				—
			Total	77
				—

## HOTEL SANITARY CONVENIENCES.

The arrangements for the daily cleansing by the drain-testers of the public Conveniences at Hotels and Public Houses continue to work satisfactorily.

## CORPORATION PUBLIC CONVENIENCES.

Expenses in connection with the Public Conveniences from December, 1924, to December, 1925, are as under:—

	£	s.	d.
Repairs to Conveniences ...	630	19	8
Wages paid to attendants, etc. ...	2373	2	9
Gas and Water, and Hire of Meters and Automatic Controllers ...	410	2	4
Materials (disinfectants, soap, brushes, laundry, works, etc. ...)	173	3	9
Total Expenditure ...	3587	8	6
By Total Receipts ...	4390	11	7
To Total Expenditure ...	3587	8	6
Balance, being excess of Receipts over Expenditure ...	803	3	1

**Note.**—The above expenses represent only the charges against Revenue.



Statement of Receipts from Public Conveniences from December, 1924, to December, 1925.

Statement of Receipts from Public Conveniences from December, 1923.																																									
		Jan.		Feb.		Mar.		April		May		June		July		August		September		October		November		December		Totals.															
Convenience.		£	s.	d.	£	s.	d.	£	s.	d.	£	s.	d.	£	s.	d.	£	s.	d.	£	s.	d.	£	s.	d.	£	s.	d.													
Seafield Gardens	..	0	1	1	0	2	8	0	5	1	0	1	5	0	2	8	0	4	3	0	6	3	0	2	8	0	2	3	1	2	3										
Aargyll Gardens	..	0	2	9	0	2	8	0	2	9	0	4	6	0	10	1	0	11	11	0	19	5	0	7	8	0	10	0	3	4	7	10									
Knynveton Gardens, Lawn Tennis	..	3	10	3	2	4	5	2	12	2	1	3	5	11	4	0	3	4	18	10	5	14	5	5	7	6	3	16	2	4	6	9	3	5	4	45	17	10			
Westbourne	..	2	5	3	2	4	5	1	17	4	2	19	6	2	19	6	3	10	8	4	11	6	4	17	3	0	3	0	2	0	3	0	2	9	3	38	19	4			
Poole Hill	..	2	15	11	2	14	5	2	8	0	2	11	1	3	18	6	4	14	1	6	5	0	6	3	8	3	15	7	3	8	3	0	2	13	3	43	16	4			
The Triangle	..	1	2	6	0	17	10	0	19	7	0	17	6	1	13	4	1	10	1	13	0	2	1	6	1	2	2	1	5	9	0	19	11	15	5	8					
Talbot Hotel	..	6	16	10	7	2	8	7	2	9	13	8	9	15	2	12	14	1	12	11	2	16	14	5	16	1	5	10	15	11	7	4	0	6	2	9	122	15	10		
Westover Road, Gents'	..	28	13	3	25	0	8	26	7	3	40	2	6	37	12	5	50	8	55	10	10	85	0	9	75	4	10	45	5	1	22	11	2	27	0	75	5	18	3		
Ladies'	..	0	6	11	2	1	8	0	5	8	0	7	4	1	12	4	0	7	11	0	5	9	0	5	10	56	19	1	17	2	6	4	15	8	2	12	5	29	12	9	
Engine House	..	2	12	4	3	10	7	2	18	1	13	13	14	5	44	4	1	58	11	10	75	10	11	15	3	10	7	1	9	3	0	16	8	68	15	3	2	8			
Pier Approach	..	1	10	10	1	1	5	1	8	6	3	13	8	4	5	3	7	2	10	8	9	15	14	5	3	10	7	1	16	7	1	2	5	0	10	11	22	8	2		
East Cliff, Ladies'	..	1	1	3	1	0	4	0	14	11	1	8	8	1	10	10	2	3	3	5	5	4	1	0	3	10	7	1	16	7	1	2	5	0	10	11	22	8	2		
Gents'	..	22	17	8	19	19	2	15	17	6	19	16	10	32	13	11	49	8	1	73	15	5	107	2	4	89	11	4	43	0	10	26	10	2	21	11	2	52	4	5	
Central Gardens, Ladies' No. 1	..	10	19	10	12	13	9	10	15	6	19	16	4	15	10	6	30	19	7	33	6	9	45	4	9	38	10	11	22	14	2	13	2	1	10	11	2	284	7	4	
No. 2	..	2	18	4	2	10	8	1	18	9	2	8	11	1	7	7	2	13	11	3	11	4	4	16	4	5	0	11	2	17	0	2	12	8	2	11	10	35	8	4	
Lausdowne, Gents'	..	2	9	10	1	17	3	1	15	7	2	8	4	2	15	11	3	6	0	3	12	7	5	15	5	5	1	8	3	15	2	2	5	6	2	0	9	37	4	0	
Horse Shoe	..	0	9	10	0	10	7	0	10	4	0	18	7	1	0	3	1	19	11	1	13	7	2	12	8	2	4	0	17	9	0	14	4	0	9	5	14	1	7	7	
Boscombe (Carnarvon Cres.), Gents'	..	0	17	9	1	0	5	0	13	0	7	11	3	5	4	8	6	6	9	10	9	9	21	12	2	16	12	9	3	12	9	0	19	6	0	9	7	69	3	10	
King's Park, Ladies'	..	1	2	5	1	1	5	0	13	7	2	5	11	3	2	6	3	10	0	6	0	8	8	10	2	6	18	5	2	17	11	1	4	0	1	2	4	38	9	11	
Gents'	..	0	12	10	0	10	8	0	15	1	1	13	1	1	11	2	2	15	7	2	11	8	4	13	4	4	13	3	1	11	11	0	13	6	0	5	9	22	7	10	
Boscombe Gardens, Ladies'	..	0	2	11	2	19	2	3	5	5	4	1	5	12	3	5	15	0	7	11	6	14	4	8	4	8	10	15	10	6	8	4	2	19	4	2	19	6	69	18	0
Gents'	..	3	2	9	0	3	1	0	16	1	0	12	7	0	11	7	0	10	0	1	5	4	1	7	5	0	13	7	0	11	2	0	3	7	0	3	8	10	0	10	
Boscombe Cliff Gardens, Ladies'	..	0	3	5	1	17	0	2	8	9	7	16	10	7	12	3	19	6	10	23	15	10	44	8	2	34	17	10	9	8	7	2	15	1	1	6	3	153	5	2	
Lawn Tennis	..	1	11	9	1	1	4	1	1	0	2	10	8	2	7	0	3	2	7	5	14	1	5	11	3	5	9	11	2	3	4	1	11	0	0	14	9	32	3	3	
Bournemouth Lawn Tennis	..	0	9	3	0	7	0	0	6	1	0	11	7	0	11	8	0	18	7	1	1	1	1	0	5	1	1	1	1	0	10	0	14	5	0	11	1	8	13	11	
Alum Chine	..	0	5	9	0	7	9	0	6	1	0	4	2	1	1	6	18	10	4	16	7	3	12	0	4	5	1	0	8	4	0	7	9	0	4	5	16	18	3	3	
Darley Chine	..	0	2	2	0	1	5	0	1	0	6	0	0	7	0	4	3	0	14	5	1	9	11	0	9	13	9	1	0	3	10	0	7	11	0	2	4	13	6	6	
Darley Road, Gents'	..	1	8	0	1	3	2	1	1	10	1	4	6	1	12	4	1	13	5	1	14	6	2	9	6	2	14	9	1	10	11	1	15	8	1	5	10	19	14	5	
Meyrick Park, Ladies'	..	1	10	9	1	14	1	1	5	3	1	12	7	1	15	3	1	12	7	2	1	8	2	18	7	3	1	11	1	18	10	1	19	7	1	19	0	23	10	1	
Gents'	..	2	19	11	2	14	7	3	0	6	5	3	8	5	8	13	5	2	18	8	10	26	3	3	24	13	7	8	11	8	3	10	3	3	5	6	121	4	2	2	
Near Cemetery, Ladies'	..	2	2	4	2	3	5	2	0	11	2	17	2	3	19	1	5	6	11	7	18	9	10	19	10	10	4	10	4	8	11	2	5	10	2	5	6	56	13	6	
Fisherman's Walk, Ladies'	..	1	16	4	2	0	3	1	16	5	2	6	5	2	8	2	2	14	0	3	3	0	3	16	1	3	13	5	2	11	1	2	4	7	2	6	2	30	15	11	
Gents'	..	2	9	5	2	10	8	1	18	0	1	8	3	2	9	4	2	1	5	2	9	10	3	1	1	3	15	3	2	19	2	2	5	0	1	13	11	29	1	4	
Holdenhurst Road, Gents'	..	1	3	4	1	11	5	1	4	3	1	2	4	1	9	1	1	14	11	2	10	0	1	3	3	1	4	10	1	3	3	1	4	0	1	1	9	16	13	10	
Alma Road, Gents'	..	17	16	5	15	16	0	15	17	0	19	10	0	18	10	1	18	13	1	22	7	4	32	11	4	29	13	7	21	14	4	19	4	1	17	8	3	249	3	6	
Charminster Road	..	8	2	2	6	12	3	5	18	5	7	5	4	7	11	4	7	16	1	9	12	6	13	3	9	9	19	8	9	18	3	6	9	5	5	3	10	97	13	0	
Palmerston Road, Ladies'	..	1	4	3	1	7	11	1	2	6	2	5	0	1	8	11	3	5	10	1	11	3	1	18	7	2	10	10	1	8	8	1	11	1	1	2	10	20	17	8	
Gents'	..	14	8	9	13	2	2	11	3	5	19	2	4	15	1	8	26	3	7	32	11	9	61	12	5	54	0	32	0	2	17	1	2	9	5	9	7	3	1203	17	8
Avenue Road	..	0	9	7	6	3	8	4	0	6	4	0	12	2	0	9	9	0	12	6	0	19	5	1	4	3	1	1	3	0	25	19	9	17	13	10	14	18	6305	18	5
Richmond Hill	..	3	7	7	0	6	5	3	7	3	18	11	4	12	0	4	9	5	5	5	8	9	7	6	8	1	1	3	0	16	6	0	11	7	0	7	5	7	19	1	
Lansdowne, Ladies'	..	0	9	7	0	6	5	3	7	3	18	11	4	12	0	4	9	5	5	5	8	9	7	6	8	1	1	3	0	16	6	0	11	7	0	7	5	7	19	1	
Queen's Road	..	3	7	6	3	8	4	0	6	4	3	18	11	4	12	0	4	9	5	5	8	9	7	6	8	1	1	3	0	16	6	0	11	7	0	7	5	7	19	1	
Seabourne Road, Ladies' and Gents'	..	6	5	6	0	10	1	0	5	1	0	15	6	0	16	5	1	17	1	2	9	1	4	4	1	3	6	7	0	17	3	3	9	3	0	3	2	15	18	7	
Madge Chine	..																																								



## WATER METERS.

Meter Readings of the consumption of water supplied by the Bournemouth Gas and Water Co. and the West Hants Water Co. to your Authority are taken every month (136 meters) and a comparative statement submitted each month to the Finance, etc., Committee.

The readings of the meters, 32 in number, at the Schools are taken fortnightly and a comparative statement submitted to the Education Authority.

Wherever a large increase is detected an inspection of the water fittings is always made and a report thereon submitted to the Committee.

Hereunder is a comparative statement of the consumption of water supplied by the Companies to your Authority for the years, 1924 and 1925.

Situation of Meter.		Consumption in 1924.	Consumption in 1925.
Cabstand, St. Swithun's Road	...	6,000	5,000
Fire Station, Holdenhurst Road	...	55,000	47,600
Cabstand, Meyrick Road	...	11,000	15,200
" Madeira Road	...	5,200	4,100
West Gardens Tennis Court	...	28,200	12,500
West Yard	...	140,100	107,500
Wharf Road Depot	...	60,300	65,800
Drinking Trough, Chine Road	..	25,800	20,500
Cabstand, Durley Road	..	22,000	1,600
" West Cliff Road	..	11,100	4,500
" West Cliff Gardens	..	7,400	4,200
" Exeter Road	..	3,200	5,600
West Fire Station	..	16,900	21,400
Mess Room, Westover Gardens	..	8,000	10,200
Engine House, Pleasure Gardens	...	653,100	229,200
Lansdowne Drinking Trough	...	39,300	24,900
Cemetery, Wimborne Road	..	117,800	143,500
Refuse Destructor	...	491,100	552,800
Alum Chine Cliff Gardens	...	15,900	37,500
Boscombe Gardens, Lawn Tennis	..	17,100	19,100
East Yard	..	608,100	615,300
Cabstand, Spa Road	..	6,400	700
" Adeline Road	..	5,700	5,000
Boscombe Depot	...	122,200	114,200
King's Park	..	376,300	356,200
East Cemetery	...	81,000	97,000
Sanitary Hospital	...	1,064,300	990,200
Parkwood Road	...	65,700	77,900
Queensland Road	...	12,000	6,900



Situation of Meter.				Consumption in 1924.	Consumption in 1925.
Rosebery Road .. ...	..	...	...	12,900	17,200
Clarence Park Road .. ..	..	..	..	9,700	23,000
Clifton Road .. ..	..	..	..	45,600	60,100
Stourwood Road .. ..	..	..	..	12,900	12,000
Drinking Trough, Parkwood Road ..	..	..	..	19,100	20,800
Boscombe Cliff Gardens .. ..	..	..	..	53,500	43,500
Cabstand, Wharnclyff Road .. ..	..	..	..	8,700	5,200
Car Sheds, Southcote Road .. ..	..	..	..	213,800	222,000
Mess Room, Southcote Road .. ..	..	..	..	119,200	150,900
Boiler House, Generating Station ..	..	..	..	277,000	321,000
Knyveton Gardens .. ..	..	..	..	64,500	66,600
Winton Depot .. ..	..	..	..	173,000	172,600
Meyrick Park Pavilion and Workshop ..	..	..	..	113,400	192,500
Gervis Road Drinking Trough .. ..	..	..	..	15,500	16,900
Christchurch Road Depot .. ..	..	..	..	67,800	84,800
Bowling Green, Meyrick Park .. ..	..	..	..	29,900	70,000
West Refreshment Rooms .. ..	..	..	..	82,700	98,800
East Refreshment Rooms .. ..	..	..	..	115,200	139,700
The Square, for watering Tramlines ..	..	..	..	8,300	18,700
Queen's Park Caddies' Shelter .. ..	..	..	..	18,000	20,500
Pokesdown Car Sheds .. ..	..	..	..	30,700	26,900
Moordown Car Sheds .. ..	..	..	..	68,700	79,400
Queen's Park Golf Pavilion .. ..	..	..	..	165,600	145,500
Queen's Park Golf Links .. ..	..	..	..	51,700	116,200
Winton Recreation Grounds .. ..	..	..	..	70,800	98,400
Boscombe Refreshment Rooms .. ..	..	..	..	56,700	53,800
Argyll Gardens .. ..	..	..	..	42,200	142,900
Fountain, East Beach .. ..	..	..	..	16,700	19,800
Fountain, West Beach .. ..	..	..	..	14,800	16,000
Convenience, West Beach .. ..	..	..	..	624,800	547,800
Convenience, East Beach .. ..	..	..	..	748,400	742,000
Urinal, East Cliff .. ..	..	..	..	65,500	44,300
Queen's Park Rifle Range .. ..	..	..	..	2,800	5,000
Nursery, King's Park .. ..	..	..	..	64,300	66,500
Alum Chine Refreshment Rooms .. ..	..	..	..	26,000	16,500
Durley Chine Refreshment Rooms .. ..	..	..	..	66,900	128,900
Winton Recreation Pavilion .. ..	..	..	..	25,700	24,400
Fountain, Cliff Path, Pokesdown ..	..	..	..	45,600	44,800
Drinking Fountain, Grand Avenue ..	..	..	..	17,400	25,900
Durley Chine Drinking Post .. ..	..	..	..	16,500	16,700
King's Park Bowling Green .. ..	..	..	..	44,400	60,000
Pokesdown Fire Station .. ..	..	..	..	42,600	39,800
Portman Crescent Cabstand .. ..	..	..	..	5,100	5,400
Newstead Road Flushing Tank .. ..	..	..	..	45,300	40,500
Mess Room, Undercliff Drive .. ..	..	..	..	18,300	16,200
Bowling Green, Southbourne .. ..	..	..	..	26,100	29,500
Law Courts, Stafford Road .. ..	..	..	..	69,400	164,500
Undercliff Drive .. ..	..	..	..	24,200	72,400
Middle Chine Drinking Post .. ..	..	..	..	14,900	16,500
Gervis Road Chair Stand .. ..	..	..	..	3,300	4,900
The Rookery Stables .. ..	..	..	..	26,900	25,400
St. John's Road Chair Stand .. ..	..	..	..	2,000	3,700
King's Park Mess Room .. ..	..	..	..	3,100	6,800
Convenience, Undercliff Road .. ..	..	..	..	262,200	349,800
Borough Dispensary .. ..	..	..	..	2,300	1,400
Westbourne Convenience .. ..	..	..	..	80,800	82,900
Triangle Convenience .. ..	..	..	..	700,900	50,600
Ladies' Lavatory, Exeter Lane .. ..	..	..	..	391,000	384,300
Winter Gardens .. ..	..	..	..	737,900	717,800

				Consumption	Consumption
				in 1924.	in 1925.
Urinals, facing the Pier	..	..	..	625,200	800,000
Bournemouth Pier	..	..	...	533,600	547,500
" " (Special)	..	..	...	56,000	103,000
Westover Road Conveniences	..	..	...	519,800	612,000
Firs Glen Conveniences	..	..	..	91,700	82,400
Lansdowne Convenience	..	..	...	411,600	507,200
Boscombe Gardens' Conveniences	..	..	...	171,900	160,500
Carnarvon Crescent	..	..	..	53,300	119,400
Poole Hill Conveniences	..	..	..	65,300	105,700
Durley Chine Conveniences	..	..	..	27,800	28,400
Alum Chine Conveniences	..	..	..	259,400	260,400
Boscombe Pier	..	..	...	297,400	245,100
Lavatories near Cemetery	..	..	..	145,200	125,700
Seabourne Road Conveniences	...	..	...	70,000	51,700
Durley Road Conveniences	..	..	..	66,200	29,700
East Cliff Convenience	..	..	..	126,100	89,500
Fisherman's Walk Conveniences	..	..	...	158,600	170,900
Holdenhurst Road Convenience	..	..	..	82,500	72,500
Alma Road Conveniences	..	..	..	100,000	107,000
Boscombe Lawn Tennis	..	..	...	103,000	104,000
Charminster Road Conveniences	..	..	..	136,900	118,000
Palmerston Road Conveniences	..	..	..	421,700	419,700
Fisherman's Walk Gardens	..	..	..	176,100	187,800
Avenue Road Convenience	..	..	..	422,500	425,700
Richmond Hill Convenience	..	..	..	73,400	77,500
Lansdowne Ladies' Lavatory	..	..	..	167,100	183,500
Golf Clubs, and Caddies' Shelter	...	..	..	36,800	20,500
Town Hall	...	...	...	378,000	567,000
East Beach Fountains and Convenience	...	...	...	160,300	208,800
Bathing Station, West Beach	...	..	..	1,600	1,600
Maxwell Road Clinic	..	..	..	2,500	2,900
Knyveton Gardens, Bowling Green	..	..	..	36,500	27,100
East Cliff Hall	...	...	...	329,500	283,400
Cricket Pavilion, Meyrick Park...	...	...	...	54,100	86,800
Total				16,652,800	16,703,800

One hundred and eleven samples were officially purchased or taken and forwarded to the Public Analyst, who reported adversely on thirty-one of the samples.

Of the adulterated samples seven were deficient in milk fat and seven contained added water.

Forty-four samples were submitted to the Gerber Test. By four Inspectors the whole of the samples were taken from consignments of milk in course of delivery to dairy men in the town. Six of these samples were adulterated.

For the detection of the poorer samples and subsequent adulteration, regular milk examinations are of increasing utility.



## STATEMENT OF ACCOUNTS.

Sanitary Inspections ... ..	158	16	0
Maintenance of Patients ... ..	384	13	0
Disinfection of rooms, bedding and Clothing after Non-Notifiable Dis- ease, including Transport ... ..	223	8	7
Cleansing of Sanitary Conveniences, etc., Hotels ... ..	20	16	0
Ditto. Public Elementary Schools ... ..	104	0	0
Cleansing Cab-Shelters ... ..	88	8	0
Cesspools emptied ... ..	16	18	0
Disinfecting Cinemas ... ..	10	10	0
Cleansing and Flushing Drains, etc. .	18	18	5
Checking Meters at Elementary Schools	14	0	0
Checking Meters at Royal National Sanatorium and Car Sheds ... ..	2	2	0
Disinfectants supplied ... ..	9	12	0
Hire of Ambulance ... ..	3	12	6
Cleansing passages and right-of-ways	13	7	0
Analysis of Sample of Beer ... ..	0	10	6
Ratecatching, etc., Accounts ... ..	128	5	0
Automatic lock fittings supplied to Bournemouth Pier ... ..	0	10	0

## SALE OF FOOD AND DRUGS ACTS, 1875-1907.

Inspector : Mr. W. D. CARTER.

During the year, 405 samples of Food and Drugs were obtained, of which number 305 samples were purchased formally or "taken" in accordance with the provisions of the Acts and 100 samples were purchased informally and submitted as "Test" samples to the Analyst.

Of the formal samples, 21 (6.88 per cent.) and of the unofficial 12 (12 per cent.) were adulterated, whilst 26 (8.52 per cent.) of the official and 7 (7.0 per cent.) of the unofficial were of poor or doubtful quality.

The proportion of adulterated samples was 8.14 per cent. and the poor or doubtful 8.14 per cent., as compared with 5.75 per cent. adulterated and 9.5 per cent. poor or doubtful during 1924.

Tables showing the various articles analysed during the year, with the results of the analyses, will be found in the Public Analyst's Report, Tables II. and III.

## MILK.

One hundred and eleven samples of Milk were officially purchased or taken and submitted to the Public Analyst, who reported adversely upon thirty-one of the samples.

Of the adulterated samples seven were deficient in milk fat and seven contained added water, etc.

Forty-four samples were submitted to the "Gerber Test" by your Inspector; the whole of the samples were taken from consignments of milk in course of delivery to dairy men in the town. Six of these samples were adulterated.

For the detection of the poorer supplies, and subsequent administration regarding them, these examinations are of increasing utility.



## BUTTER.

Eighteen formal samples of butter were purchased; one was adulterated and 14 contained preservative.

## DRUGS AND PRESCRIPTIONS.

Twenty samples of Drugs were sent for analysis.

The Public Analyst reported adversely upon the following informal samples:—

Article.	No.	Genuine.	Poor or Doubtful.	Adulterated.
Zinc Ointment .. ..	4	3	—	1
Boric Ointment .. ..	4	3	—	1
Eucalyptus Oil .. ..	6	6	—	—
Camphorated Oil .. ..	6	6	—	—
	<hr/> 20	<hr/> 18	<hr/> —	<hr/> 2

## PRESERVATIVE AND COLOURING MATTER.

The following Table shows the number of articles which were reported by the Analyst to contain some preservative or colouring matter:—

## NO. CONTAINING PRESERVATIVE.

## OFFICIAL SAMPLES.

No. of samples analysed.	Article.	Preservative.	Colouring matter.	Remarks.
10	Lard .. ..	2	—	—
16	Sponge Cakes .. ..	5	3	—
18	Butter .. ..	14	—	1
9	Cream .. ..	1	—	1
6	Preserved Cream .. ..	6	—	—
20	Sausages .. ..	8	—	1
9	Dripping .. ..	1	—	—
11	Beer .. ..	3	—	—
5	Stout .. ..	2	—	—
7	Non-Alcoholic Wines .. ..	6	3	—
13	Self Raising Flour .. ..	—	—	—
18	Vinegar .. ..	—	—	—
9	Rice .. ..	—	—	5
23	Preserved & Potted Meat .. ..	10	—	—
14	Pearl Barley .. ..	—	—	—
6	Apples .. ..	—	—	1
<hr/> 194		<hr/> 58	<hr/> 6	<hr/> 9

## UNOFFICIAL SAMPLES.

8	Cream .. ..	4	—	4
4	Preserved Cream ..	4	—	—
5	Butter ... ..	3	—	1
5	Margarine .. ..	5	—	1
1	Cooking Fat .. ..	1	—	1
4	Condensed Milk ..	—	—	—
6	Shredded Beef Suet	—	—	2
9	Sponge Cakes .. ..	—	1	—
10	Rice ... ..	—	—	—
6	Flour .. ..	—	—	—
4	Cocoa .. ..	—	—	—
5	Mincemeat ... ..	—	—	—
3	Fish Paste .. ..	—	—	—
1	Turkey & Tongue Paste	—	—	—
9	Fruit Syrups .. ..	8	4	—
		25	5	9

## LEGAL PROCEEDINGS.

During the year two summons were taken out and conviction followed. The proceedings were instituted in respect of samples reported against by the Analyst.

Sample No	Article.	Nature and extent of Adulteration.	Result of Legal Proceedings.	Fine.	Costs.
134	Milk	15.0 per cent. deficient in fat	Conviction	£3	Analyst's fee 21/-
183	Milk	37.6 per cent. deficient in fat	Dismissed		Business sold Ownership difficulty.



## COUNTY BOROUGH OF BOURNEMOUTH.

PUBLIC HEALTH (MILK AND CREAM)  
REGULATIONS, 1912.REPORT UPON ADMINISTRATIVE ACTION : YEAR ENDED  
DECEMBER 31st, 1925.1. *Milk and Cream not sold as Preserved Cream.*

Samples.	No. of samples examined for Preservatives.	No. in which a preservative was found.	Nature of Preservative.	No. in which a thickening substance was found.
Milk .. ..	107	—	—	—
Cream .. ..	18	5	Boric Acid	—
Separated Milk	4	—	—	—

2. *Cream sold as Preserved Cream.*

Total number of samples examined	...	...	10
(a) Number of examinations as to correctness of statements on label	...	...	10
Sterilized	...	...	0
(b) Determination made of Milk Fat above 35 per cent.	...	...	10
(c) Instances where (apart from analysis) the requirements of the Regulations have not been observed... (see above)	...	...	0
Thickening Substances	...	...	0

*Samples Reported against by the Public Analyst* ... Nil.

## RATS &amp; MICE (DESTRUCTION) ORDER ACT, 1919

During the period under review, one organised campaign has been held and the particulars and results are as follows:—

## CAMPAIGN No. 10.

1	No. of Rats caught	...	...	450
2	Applications from Householders, etc.	...	...	49
3	No. of Baits applied	...	...	10000
4	Visits by Ratcatcher	...	...	98

*Income.*  
£11 5s. 6d.

*Expenditure.*  
£19 18s. 7d.

## GENERAL REMARKS.

1. The number of rats killed with dogs and ferrets during the year, including the number given above for the 10th Campaign, is 1,730. Allowing that one pair of rats produces 800 in the year, the normal increase has been checked by 692,000 during the year by the use of dogs and ferrets only. It is not possible to calculate the number of rats destroyed by the use of poison baits. With the exception of one or two affected with mange, the rats caught were found to be in a clean, healthy condition.

2. No black rats were found.

3. The Parks, Chines, Cliffs, Pleasure Grounds, Allotments, Piggeries were systematically hunted during the Campaign.

4. The greatest number of rats were caught under fowl-houses, pig-stys, etc.

5. Special night visits have been made in the larger hotels and stores with good results.

6. Vermin-proofing of premises on the lines suggested in my Annual Report for 1920, is the best protection against the activities of this destructive pest.

#### INCREASE OF RENT AND MORTGAGE INTEREST (RESTRICTION) ACT, 1920.

The action taken by this Department under Sect. 2 of the above Act is as follows:—

No. of Formal Applications ... ..	2
No. of Certificates issued ... ..	0
No. of Cases where no Certificates were issued ... ..	2
No. of visits and enquiries made by Staff ... ..	2



# CORPORATION HOUSING SCHEME.

The Housing Schemes comprise 204 houses and 20 flats, of which 224 were built by contract for the Corporation and 2 given to the town by the Builders' Guild. Each house contains at least three bedrooms, parlour and offices (including bathroom), and the rent is inclusive except for the water rate.

The following is an analysis of the Scheme:—

Ministry Type.	Description.	Rent.	No. of Houses.		
			Southhill.	Carbery.	Total
B	Three-bedroomed houses in pairs	12/6	114	16	130
B4	Four-bedroomed houses in pairs	14/-	2	4	6
B	Three-bedroomed houses in blocks (4)	12/6	28	32	60
B4	Four-bedroomed houses (single)	15/6	1	3	4
B	Three-bedroomed houses (single)	14/-	5	1	6
	Two-bedroomed flats (in blocks of 4)	10/6 (inc.)	20	—	20
			178	56	226

## DISTRIBUTION OF HOUSES.

### Southhill Estate:

Limited Road ...	...	2	
Brassey Road ...	...	29	
Ripon Road ...	...	45	
Clifford Road ...	...	12	
Ripon Road ...	...	20	flats
Castle Road ...	...	25	
Wynyard Road ...	...	2	
Builders' Guild (Ripon Road)		2	
Gresham Road ...	...	4	
Shirley Road ...	...	17	
Southhill Road ...	...	8	
Southhill Gardens ...	...	4	
		—	170

### Carbery Estate:

Cranleigh Road ...	...	33	
Beaufort Road ...	...	4	
Watcombe Road ...	...	2	
Lingdale Road ...	...	17	
		—	56
			— 226

#### DIVISION OF FOUR-BEDROOMED HOUSES.

Four such houses have been adapted so that each may accommodate two families. Two of these are on the Southill and two on the Carbery Estate. The tenant of each part-house is responsible to the Corporation for one-half of the total rent for the house.

#### SUB-TENANCIES.

On receipt of a written application from the tenant, the Committee have granted permission to sub-let to another family, provided that the sub-tenancy includes a sitting room, a bedroom (with a fireplace therein), joint use of scullery fittings, bathroom and W.C. The sub-tenant is liable for not more than half of the rent and water rate, which is paid direct to the superior tenant. At the end of December, 1925, there were seventy-seven approved sub-tenancies recorded in the Register.

Twenty-two houses have been so arranged with separate doors leading into the sculleries to avoid the tenants having to pass through each other's rooms.

#### SUBSIDY HOUSES.

Three hundred and seventy-four subsidy houses have now been completed and of these 347 have been inspected with the view of ascertaining if the conditions under which the subsidy granted by your Authority have been carried out.

#### POULTRY KEEPING, ETC.

On receipt of a written application from the tenant or sub-tenant, the Committee has granted permission to keep poultry, provided that the number kept does not at any time exceed eight and that the height of the shed in which they are housed is not more than five feet.



At the end of December, 1925, there were 59 poultry runs on the Southhill and 36 on the Carbery Estate.

#### SHEDS OTHER THAN POULTRY SHEDS.

Applications to erect cycle sheds, etc., were generally granted subject to any conditions imposed by the Buildings Committee, and a list of such applications was handed to that Department.

#### GENERAL SUPERVISION.

During the year, 676 visits have been paid to the Corporation Housing Estates by this Department.

I beg to express my best thanks to the Chairman and Members of the Health Committee for their careful consideration of all questions relating to the administrative work of the Department.

I remain, Gentlemen,

Your Obedient Servant,

WM. GEO. COOPER,

Chief Sanitary Inspector.

COUNTY BOROUGH OF BOURNEMOUTH.

---

# ANNUAL REPORT

OF THE

## Public Analyst

For the Year ending 31st December, 1925.

---

TO THE MAYOR AND TOWN COUNCIL,  
BOURNEMOUTH.

MR. MAYOR AND GENTLEMEN,

I have the honour of presenting for your consideration my report upon the analysis of the Samples of Food and Drugs submitted to me during the year 1925.

The total number of Samples was 405, of which 305 were taken officially under the formalities of the Acts and 100 were unofficial.

Of the formal samples 21 (6.88 per cent.) and of the unofficial 12 (12.0 per cent.) were adulterated, whilst 26 (8.52 per cent.) of the official and 7 (7.0 per cent.) of the unofficial were of poor or doubtful quality.

The proportion of adulterated Samples was 8.14 per cent. and the poor or doubtful 8.14 per cent., as compared with 5.75 per cent. adulterated and 9.5 per cent. poor or doubtful during 1924.



Table 1 shows the comparison of these results with those of the previous ten years:—

**Table I.**

Year		Adulterated		Poor or Doubtful	
1915	official	12.75	„ „	13.40	„ „
„	unofficial	7.45	„ „	4.25	„ „
„	total	10.70	„ „	9.88	„ „
1916	official	14.6	„ „	19.6	„ „
„	unofficial	6.25	„ „	15.0	„ „
„	total	11.76	„ „	18.05	„ „
1917	official	14.9	„ „	11.8	„ „
„	unofficial	14.0	„ „	10.0	„ „
„	total	14.7	„ „	11.43	„ „
1918	official	13.80	„ „	21.30	„ „
„	unofficial	9.80	„ „	9.80	„ „
„	total	12.90	„ „	18.60	„ „
1919	official	11.2	„ „	16.4	„ „
„	unofficial	10.0	„ „	10.0	„ „
„	total	10.85	„ „	14.57	„ „
1920	official	7.54	„ „	9.71	„ „
„	unofficial	18.33	„ „	13.33	„ „
„	total	10.80	„ „	10.80	„ „
1921	official	3.06	„ „	9.18	„ „
„	unofficial	9.43	„ „	4.71	„ „
„	total	4.75	„ „	8.00	„ „
1922	official	7.33	„ „	12.00	„ „
„	unofficial	18.00	„ „	9.00	„ „
„	total	10.00	„ „	11.25	„ „
1923	official	6.80	per cent.	12.58	per cent.
„	unofficial	3.77	„ „	11.32	„ „
„	total	6.00	„ „	12.25	„ „
1924	official	5.94	„ „	11.88	„ „
„	unofficial	5.26	„ „	3.51	„ „
„	total	5.75	„ „	9.50	„ „
1925	official	6.88	„ „	8.52	„ „
„	unofficial	12.00	„ „	7.00	„ „
„	total	8.14	„ „	8.14	„ „

Tables II. and IV. and III. and V. show in greater detail the results obtained with the official and unofficial samples respectively.

**Table II.**

Summary of Annual Report, 1925. Three hundred and five official samples:—

Nature of Sample.	Examined.	Genuine.	Poor or Doubtful.	Coloured.	Containing Preservative	Adulterated	Percentage adulterated
Milk .. ..	107	76	19	—	—	12	11.21
Separated Milk .. ..	4	4	—	—	—	—	—
Cream .. ..	9	7	1	—	1	1	11.11
Preserved Cream .. ..	6	6	—	—	6	—	—
Butter .. ..	18	15	2	—	14	1	5.55
Lard .. ..	10	10	—	—	2	—	—
Dripping .. ..	9	9	—	—	1	—	—
Sponge Cakes .. ..	16	16	—	3	5	—	—
Self-raising Flour .. ..	13	13	—	—	—	—	—
Vinegar .. ..	18	18	—	—	—	—	—
Rice .. ..	9	4	—	—	—	5	55.55
Sausages .. ..	20	19	—	—	8	1	5.00
Preserved and Potted Meats .. ..	23	23	—	—	10	—	—
Beer .. ..	11	10	1	—	3	—	—
Stout .. ..	5	4	1	—	2	—	—
Non-Alcoholic Wines .. ..	7	7	—	3	6	—	—
Pearl Barley .. ..	14	14	—	—	—	—	—
Apples .. ..	6	3	2	—	—	1	16.66

**Table III.**

Summary of Annual Report, 1925 One hundred unofficial samples:—

Cream .. ..	8	4	—	—	4	4	50.00
Preserved Cream .. ..	4	4	—	—	4	—	—
Butter .. ..	5	4	—	—	3	1	20.00
Margarine .. ..	5	3	1	—	5	1	20.00
Cooking Fat .. ..	1	—	—	—	1	1	100.00
Condensed Milk .. ..	4	4	—	—	—	—	—
Shredded Beef Suet .. ..	6	3	1	—	—	2	33.33
Sponge Cakes .. ..	9	9	—	1	—	—	—
Rice .. ..	10	6	4	—	—	—	—
Flour .. ..	6	6	—	—	—	—	—
Cocoa .. ..	4	4	—	—	—	—	—
Mincemeat .. ..	5	5	—	—	—	—	—
Fish Paste .. ..	3	3	—	—	—	—	—
Turkey and Tongue Paste .. ..	1	1	—	—	—	—	—
Fruit Syrups .. ..	9	7	1	4	8	—	—
Zinc Ointment .. ..	4	3	—	—	—	1	25.00
Boric Ointment .. ..	4	3	—	—	—	1	25.00
Camphorated Oil .. ..	6	6	—	—	—	—	—
Eucalyptus Oil .. ..	6	6	—	—	—	—	—



**Table IV.****Adulterated official samples:—**

No.	Nature of Sample	Nature of Adulteration.	Observations.
9	Milk .. ..	5.6 per cent. added water	
57	Rice .. ..	0.28 .. .. liquid paraffin	
58	Rice .. ..	0.27 .. .. " "	
61	Rice .. ..	0.53 .. .. " "	
62	Rice .. ..	0.49 .. .. " "	
63	Rice ... ..	0.39 .. .. " "	
89	Milk .. ..	7.0 per cent. deficient in fat	
95	Milk .. ..	7.8 .. .. added water	
96	Milk .. ..	11.1 .. .. added water	
97	Milk .. ..	14.8 .. .. added water in addition to deficiency of nearly 4.0 per cent. of Cream.	
98	Milk .. ..	0.9 per cent. added water.	
99	Milk .. ..	18.8 .. .. added water.	
102	Milk .. ..	21.5 .. .. added water in addition to a deficiency of approximately $5\frac{1}{2}$ per cent. cream.	
132	Milk .. ..	8.3 per cent. deficient in fat	
134	Milk .. ..	15.0 per cent. deficient in fat	
164	Cream .. ..	0.15 per cent. Boric acid	
182	Milk .. ..	2.6 per cent. deficient in fat.	
183	Milk ... ..	37.6 per cent. deficient in fat.	
217	Pork Sausages ...	0.11 per cent. Boric Acid.	Contained 0.36 per cent Boric Acid. Should not contain more than 0.25 per cent.
284	Butter .. ..	37 per cent. Margarine approx.	
302	Apples .. ..	$\frac{1}{80}$ th grain Arsenic per pound of apples.	

**Table V.****Adulterated unofficial samples:—**

No.	Nature of Sample.	Nature of Adulteration.	Observations.
47	Extra Concentrated Lemon Fruit Syrup.		Citric Acid about one third that of weakest quality lemon juice and about $\frac{1}{4}$ of the average. The description "Concentrated Lemon" is therefore false.
52	Cream .. ..	0.39 per cent. Boric acid	
55	Cream .. ..	0.24 .. .. " "	
57	Cream .. ..	0.11 .. .. " "	
58	Cream .. ..	0.15 .. .. " "	
64	Zinc Ointment		Regarded as adulterated owing to the lard used not meeting with the requirements of the British Pharmacopoeia in respect to Acidity.
65	Boric Ointment ..	Deficient nearly 16 per cent. of its Boric Acid.	Contained 8.43 per cent. Boric Acid; should contain 10 per cent.

No.	Nature of Sample.	Nature of Adulteration.	Observations.
72	Shredded Beef Suet	11 per cent. Rice flour	Contained 26 per cent Rice Flour ; not more than 15 per cent. necessary. Also very rancid, the acidity (as Oleic Acid) being much above that which is allowable.
77.	Shredded Beef Suet	5½ per cent. Rice flour	Contained 20.5 per cent. Rice Flour, not more than 15 per cent. necessary. Also rancid, the acidity (as Oleic Acid) being much above that which is allowable.
84.	Cooking Butter ..	Approx. 2/3rds Margarine	
85.	Cooking Fat ..	6.64 per cent. of substances other than fat.	Water 5.68 per cent. Non-fatty solids 0.96 per cent. Total substances other than fat ought not to exceed 0.5 per cent.
90	Margarine ..	14 per cent. Butter	Contained approximately 24 per cent. Butter.

## MILK.

Excluding the 12 adulterated samples the average composition of the remaining 95 samples was:—

Fat 3.57 per cent. Non-fatty solids 8.87 per cent.

These figures are distinctly poorer than in 1924 when the averages were:—

Fat 3.76 per cent. Non-fatty solids 8.97 per cent.

			Samples	Fat %.	Solids, not Fat, %.
1st Quarter	...	...	32	3.63	8.89
2nd „	...	...	16	3.50	8.79
3rd „	...	...	22	3.45	8.86
4th „	..	...	25	3.71	8.93

In no sample was any preservative or artificial colouring detected.



### SHREDDED SUET.

In my last Annual Report I drew attention to the excessive quantity of Rice Flour added to the suet by some packers. Again this year, of 6 samples taken, 2 were similarly adulterated; one is naturally led to ask "If 25 per cent. of Rice Flour may be sold as Shredded Suet, why not 40 per cent. or 50 per cent.?" Some reasonable limit should be placed upon the practice of adding harmless substances to food of greater value for the purpose of preparing such food in a state fit for consumption or transit; it should also be borne in mind that the better the fat packed as "Suet" the less will be the proportion of "filling" required.

### SAUSAGES.

Of 20 samples examined, 8 were found to contain preservative; of these 6 contained Boric Acid, 1 Sulphur Dioxide, and 1 both Boric Acid and Sulphur Dioxide; in one case only was the proportion of preservative excessive, viz., 0.36 per cent. Boric Acid, being 0.11 per cent. above the amount at present allowable.

### PRESERVATIVES.

After January 1st, 1927, however, the use of Boric Acid will become a legal offence under the "Public Health (Preservatives, etc., in Food) Regulations, 1925." From that date the only preservative allowed in sausages will be Sulphur Dioxide in the proportion of 3.15 grains per pound, as a maximum. This is equivalent to  $12\frac{1}{2}$  grains of crystalline Sodium Sulphite per pound.

The same Regulations require that no preservative other than Sulphur Dioxide shall be used for Fruit Pulp, Dried Fruits, Jam, Fruit Jellies, Can-

died Peel, Glucose, Gelatine, Beer, Cider, or Alcoholic Wines; none but Benzoic Acid for Grape Juice, Brewed Ginger Beer, Coffee Extract, Pickles or Sauces, and either Benzoic Acid or Sulphur Dioxide for non-alcoholic Wines and Cordials, and Sweetened Mineral Waters. The proportions allowable vary in different articles. No article which is not named in the schedule may contain any preservative whatever, but in the case of Butter and Cream this order does not come into force until January 1st, 1928.

### POTTED AND PRESERVED MEAT.

Twenty-seven samples were examined, 10 being found to contain Boric Acid as a preservative, but in no case was the proportion excessive. No fewer than 6 of these preserved samples were Brawn, 2 were Pressed Beef, and 1 each Corned Beef and Boiled Beef. The presence of Boric Acid assumes greater importance from the fact that these prepared meats are often consumed in considerable quantities.

### BEER, Etc.

Of 11 samples of Beer and 5 of Stout, 3 of the former and 2 of the latter contained Sulphur Dioxide.

Seven samples of Non-alcoholic Wines were examined of which 3 contained Sulphur Dioxide and 3 Benzoic Acid.

Of 9 samples of Fruit Syrups and Cordials, 3 contained Salicylic Acid, 2 Sulphur Dioxide, 1 Benzoic Acid, 1 both Benzoic Acid and Sulphur Dioxide and 1 both Salicylic Acid and Sulphur Dioxide.



## BUTTER.

Of 18 samples of Butter and 5 of Margarine, no fewer than 22 contained Boric Acid in proportions varying from 0.05 per cent. to 0.37 per cent.; it is therefore obvious that some drastic alterations will soon be needed in order to comply with the law in this respect. One official sample of Butter contained about 37 per cent. of Margarine and an unofficial "Cooking Butter" about 66 per cent. of Margarine, whilst an unofficial Margarine contained 14 per cent. excess of butter above the legal maximum of 10 per cent.

## DRUGS.

Twenty unofficial samples were examined, viz., 4 each of Zinc Ointment and Boric Acid Ointment, and 6 each of Camphorated Oil and Eucalyptus Oil. Of these 1 sample of Boric Ointment was deficient in Boric Acid to the extent of nearly 16 per cent. and 1 of Zinc Ointment was reported as adulterated owing to the fact that after removal of the Oxide of Zinc the lard did not meet the requirements of the British Pharmacopœia in respect of acidity — in other words it had become rancid.

I am,

Mr. Mayor and Gentlemen,

Your obedient Servant,

R. A. CRIPPS.