

[Report 1952] / Medical Officer of Health, Boston Borough and Port Health Authority.

Contributors

Boston (England). Borough Council. nb2007025323

Publication/Creation

1952

Persistent URL

<https://wellcomecollection.org/works/cnhhbvy9>

License and attribution

You have permission to make copies of this work under a Creative Commons, Attribution license.

This licence permits unrestricted use, distribution, and reproduction in any medium, provided the original author and source are credited. See the Legal Code for further information.

Image source should be attributed as specified in the full catalogue record. If no source is given the image should be attributed to Wellcome Collection.



Wellcome Collection
183 Euston Road
London NW1 2BE UK
T +44 (0)20 7611 8722
E library@wellcomecollection.org
<https://wellcomecollection.org>

LIBRARY




BOROUGH OF BOSTON

AND

BOSTON

PORT HEALTH AUTHORITY



Annual Report


of the

MEDICAL OFFICER OF HEALTH

and of the

SENIOR SANITARY INSPECTOR

FOR THE YEAR 1952



MEMBERS OF THE PUBLIC HEALTH COMMITTEE

COUNCILLOR J. HENRY MOUNTAIN, *Chairman.*

ALDERMAN A. BRADLEY, *Vice-Chairman.*

THE MAYOR, COUNCILLOR MRS. A. S. JOHNSON, J.P.

ALDERMAN C. W. FLEET.

„ F. PECK, J.P.

COUNCILLOR W. E. ANDERSON.

„ E. A. ARNOLD.

„ G. V. CLARK.

„ LT.-COL. G. A. GROUNDS, D.S.O., T.D., D.L.

„ J. R. PARSONS.

„ J. P. ROE.

„ MRS. E. M. VALENTINE

„ E. B. WILLIS.

STAFF OF THE PUBLIC HEALTH DEPARTMENT

Medical Officer of Health and Port Medical Officer of Health :

W. G. SMEATON, M.B., Ch.B., D.P.H.

Senior Sanitary Inspector and Port Sanitary Officer :

G. E. CHAMBERLAIN, M.S.I.A.

Additional Sanitary Inspector and Port Sanitary Officer :

S. DAVEY, M.S.I.A.

Pupil Sanitary Inspector :

G. FOX

Chief Clerk :

D. DADY

BOROUGH OF BOSTON

AND

PORT HEALTH AUTHORITY

To :—The Mayor, Aldermen and Councillors of the Borough of Boston.

Mr. Mayor, Ladies and Gentlemen,

I have pleasure in presenting to you my Annual Report for 1952.

The general standard of health in the Borough continues to be maintained at a satisfactory level. There has been a slight decrease in the population, the Registrar-General's estimate being 24,260, as compared with 24,300 in 1951.

As will be seen from a perusal of the vital statistics the adjusted Birth Rate of 16.0 per 1,000 of the population is somewhat lower than the rate of 17.3 for the previous year although it compares favourably with that given for the whole of England and Wales, namely 15.3. A slight decrease in the number of deaths has resulted in a fall in the rate from 10.6 to 10.2 per 1,000 of the population. The rate for England and Wales is given as 11.3.

Apart from an increase in the incidence of Chicken Pox there has been no unusual prevalence of infectious diseases during the year. Once again it is pleasing to report that no cases of Diphtheria have occurred in the Borough. The public should be reminded, however, that this is a result of the community being protected by immunisation against this disease and not due to any reduction in virulence of the causal organism. It is therefore essential for children to continue to be immunised to prevent epidemics of Diphtheria.

It is pleasing to note that the Council are continuing to give much attention to the housing problem and, whilst the rate of erection of new houses continues to be maintained, much still remains to be done to alleviate overcrowding and thus raise the general standard of living. It must also be borne in mind that

many existing houses are of a very poor standard and an extensive programme of slum clearance must be considered within the near future.

Again it is stressed that a sewerage scheme is an urgent necessity on the west side of the town. Many complaints have arisen from ditch pollution and in order to prevent epidemics arising it will not only be necessary to expedite the completion of the scheme but in the meantime to adopt strong interim measures to abate these nuisances.

My thanks are due to the Mayor and Members of the Council for their courtesy and encouragement, to Mr. G. E. Chamberlain, the Senior Sanitary Inspector, and the staff of the Health Department for their excellent work during the year and to all other Officials of the Council for their co-operation.

I am,

Mr. Mayor, Ladies and Gentlemen,

Your obedient servant,

W. G. SMEATON,

Medical Officer of Health.

Public Health Department,
8, Bridge Street,
Boston, Lincs.

July, 1953.

PART I

SECTION A

STATISTICS AND SOCIAL CONDITIONS OF THE BOROUGH.

GENERAL STATISTICS :—

Area (in acres)	3,259
Home Population (Registrar-General's mid-year estimate for 1952)	24,260
Number of Inhabited Houses at end of 1952 (according to the Rate Books)	7,470
Rateable Value	£139,636
Sum represented by a Penny Rate	£556
Estimated average number of Persons per Inhabited House	3.2
Estimated average number of Persons per Acre ...	7.4
Average number of Inhabited Houses per Acre ...	2.3

SOCIAL CONDITIONS, ETC. :—

The social conditions of the area have remained unchanged during the year.

VITAL STATISTICS :—

Live Birth Rate per 1,000 of the estimated population (crude)	16.4
Live Birth Rate per 1,000 of the estimated population (adjusted)	16.0
Still Birth Rate per 1,000 total (live and still) births ...	12.4
Death Rate per 1,000 of the population (crude)	11.0
Death Rate per 1,000 of the population (adjusted) ...	10.2
Maternal Mortality Rate (per 1,000 total births)	2.5
Death Rates of Infants under 1 year of age:—	
(a) All infants per 1,000 live births	25.2
(b) Legitimate infants, per 1,000 legitimate live births	23.8
(c) Illegitimate infants, per 1,000 illegitimate live births	52.6
Death Rates of Infants under 4 weeks of age:—	
(a) All infants, per 1,000 live births	15.1
(b) Legitimate infants, per 1,000 legitimate births ...	15.9
(c) Illegitimate infants, per 1,000 illegitimate live births	Nil

OBSERVATIONS ON VITAL STATISTICS.

In the following comments on the Vital Statistics both the crude birth and death rates are given together with the rates after adjustment by the Comparability Factors. These factors have been supplied by the Registrar-General, and are intended to afford a means of adjustment to allow for the differing age and sex distribution of the population in different areas. Consequently, the adjusted birth and death rates enable a more accurate comparison to be made with the corresponding rates in other areas.

It is also emphasised that undue significance should not be attached to rates which are based on very small numbers (e.g. infant mortality) and that a comparison of such rates with those in other areas, or with earlier years may have little statistical significance.

POPULATION :—

The Registrar-General's estimate of the home population for mid-1952 was 24,260, a decrease of 40 as compared with the estimate for mid-1951. The number of births for the year exceeded the number of deaths by 130.

BIRTHS:—

A total of 397 live births (205 males, 192 females) were registered during 1952. The resultant crude birth rate of 16.4 per 1,000 of the population and the adjusted rate of 16.0 show a decrease on the corresponding rates for the previous year which were 17.4 and 17.3. The rate for the whole of England and Wales for 1952 was 15.3.

The number of illegitimate live births was 19 (12 males, 7 females) which is 4.8% of the total live births. The total illegitimate live births in 1951 was 26.

STILLBIRTHS :—

There were 5 stillbirths registered (5 males, nil females) giving a stillbirth rate of 12.4 per 1,000 total live and stillbirths, as compared with 38.5 in 1951. The rate for England and Wales for 1952 was 22.6.

Taken as a rate per 1,000 of the estimated population, a figure of 0.21 per 1,000 is arrived at, which is slightly lower than the figure given by the Registrar-General for the whole of England and Wales, namely, 0.35.

MATERNAL MORTALITY :—

There was one death under this heading in 1952, the resulting death rate per 1,000 total live and stillbirths being 2.5.

INFANT MORTALITY :—

There were 10 deaths of infants under one year of age (4 males, 6 females). The death rate of 25.2 per 1,000 live births shows a decrease on the rate of 30.7 for 1951, and is also slightly lower than that given for England and Wales for 1952, namely 27.6.

The total number of infant deaths under 4 weeks of age was 6 (2 males, 4 females) giving a death rate of 15.1 per 1,000 live births, as compared with 21.2 in 1951.

DEATHS FROM ALL CAUSES :—

The actual number of deaths allocated to the Borough after deduction of those occurring in non-residents and addition of deaths of residents which occurred outside the Borough was 267. This figure gives a crude death rate of 11.0 per 1,000 of the population, and an adjusted rate of 10.2. Both figures are slightly lower than the rates for last year which were 11.4 and 10.6 respectively.

The figure for the whole of England and Wales for 1952 was 11.3.

CAUSES OF DEATH IN BOSTON M.B., 1952

No.	Cause of Death	Males	Females
1.	Tuberculosis, respiratory	5	3
2.	Tuberculosis, other	1	—
3.	Syphilitic disease	2	—
4.	Diphtheria	—	—
5.	Whooping Cough	—	—
6.	Meningococcal infections	—	—
7.	Acute Poliomyelitis	—	—
8.	Measles	—	—
9.	Other infective and parasitic diseases	1	1
10.	Malignant neoplasm, stomach	3	2
11.	Malignant neoplasm, lung, bronchus	4	2
12.	Malignant neoplasm, breast	—	4
13.	Malignant neoplasm, uterus	—	2
14.	Other malignant and lymphatic neoplasms	16	13
15.	Leukæmia, aleukæmia	—	—
16.	Diabetes	—	1
17.	Vascular lesions of nervous system	20	19
18.	Coronary disease, angina	16	15
19.	Hypertension with heart disease	5	—
20.	Other heart disease	17	24
21.	Other circulatory disease	5	5
22.	Influenza	—	—

No.	Cause of Death	Males	Females
23.	Pneumonia	9	6
24.	Bronchitis	3	5
25.	Other diseases of respiratory system	—	1
26.	Ulcer of stomach and duodenum	4	—
27.	Gastritis, enteritis and diarrhœa	—	—
28.	Nephritis and nephrosis	—	1
29.	Hyperplasia of prostate	4	—
30.	Pregnancy, childbirth, abortion	—	1
31.	Congenital malformations	—	3
32.	Other defined and ill-defined diseases	21	14
33.	Motor vehicle accidents	2	—
34.	All other accidents	2	3
35.	Suicide	1	—
36.	Homicide and operations of war	1	—
ALL CAUSES ...		142	125

METEOROLOGICAL CONDITIONS

I am indebted to N. H. Middlebrook, Esq., Meteorologist, for the following particulars regarding weather conditions during 1952 as recorded by him at the Meteorological Station, Freiston Road, Boston :—

January :—The month opened fine and dry with average temperatures, until the middle of the month. From the 16th much colder conditions prevailed with snow, frost and low temperatures. Mean maximum temperature 41.3° , average 41.1° . Mean minimum 31.8° , average 31.7° . Highest day maximum 53° on the 15th, lowest night air minimum 19° on the 28th. Lowest temperature on the grass 16° on the 28th. Rainfall $1.65''$, average $1.62''$. There were 17 days of measurable rain. Greatest fall in one day of 24 hours, $.28''$ on the 30th. Snow or sleet fell on 10 days and there was snow lying on the ground at morning observation 0900 hours on 6 days. There were 19 air frosts and 23 ground frosts, 4 days with fog and one day when the wind reached gale force.

February :—Cold conditions continued during the first half of the month with ground frosts for the first 16 nights. Thereafter a spell of milder weather ensued until the 26th when it again became cold with much fog. Mean maximum temperature 43.5° , average the same, mean minimum 32.1° , average 33.1° . Highest day maximum 53° on the 23rd and 29th. Lowest night air temperature 26° on the 13th and 14th. Lowest temperature on the grass 21° on the 16th. Rainfall $.48''$, average $1.46''$. There were 13 days of

measurable rain, greatest fall in one day .08" on the 16th. Snow or sleet fell on 6 days and lay on the ground at 9 a.m. on 2 days. There were 17 airfrosts, 21 ground frosts and 5 days with fog.

March :—Compared with the previous month March was much wetter, but with normal temperatures until the 25th when low day maximums and night frosts prevailed until the end of the month. Mean maximum temperature 49.9°, average 49.8°. Mean minimum 37.8°, average 34.7°. Highest day maximum 59° on the 8th ; lowest night air minimum 29° on the 27th. Lowest temperature on the grass 21° on the 27th. Rainfall 2.55", average 1.56". There were 21 days of measurable rain, greatest fall in one day .61" on the 9th. Snow or sleet fell on 6 days. There were 6 air frosts and 9 ground frosts, 5 days with fog and 2 days when the wind reached gale force.

April :—On the whole a genial month with temperatures generally above average and rainfall a little below. Mean maximum temperature 58.6°, average 57.1°. Mean minimum 39.8°, average 39.6°. Highest day maximum 75° on the 19th. Lowest night air minimum 29° on the 3rd. Lowest temperature on the grass 24° on the 3rd. Rainfall 1.15", average 1.35". Greatest fall in one day .35" on the 6th. There were 12 days of measurable rain. Sleet fell on one day, the 1st. There were 3 air frosts and 7 ground frosts. Thunderstorms occurred on 2 days.

May :—This month produced rainfall well above average, but the bulk of it fell during the first 11 days, 2" being recorded. From then until the 30th no rain fell and the weather was fine, sunny and at times very warm. On the 29th the temperature dropped sharply and heavy rain fell on the 30th and in the early hours of the 31st. Mean maximum temperature 65.4°, average 62.1°. Mean minimum 46.4°, average 43.3°. Highest day maximum 81° on the 17th, lowest night air minimum 37° on the 22nd. Lowest temperature on the grass was 35° on the 30th. Therefore for the first time since 1947 no frosts were recorded in the month of May. Rainfall 2.88", average 1.76". Greatest fall in one day .74" on the 4th. There were 13 days of measurable rain. Thunderstorms occurred on 6 days.

June :—Generally fine and warm, but somewhat showery mainly from the middle of the month to the 22nd, when dry conditions prevailed until the 30th. Mean maximum temperature 68°, average 67.3°. Mean minimum 49.9°, average 49.1°. Highest day maximum 85° on the 30th. Lowest night air minimum 42° on the 8th. Rainfall 1.80", average 1.82". Greatest fall in one day .67" on the 13th. There were 14 days of measurable rain. Thunderstorms occurred on 3 days.

July :—A very warm, sunny and outstandingly dry month with drought conditions almost throughout. Mean maximum temperature 71.7° , average 70.8° . Mean minimum 54° , average 53.3° . Highest day maximum 83° on the 21st and 22nd. Lowest night air minimum 44° on the 15th and 16th. Rainfall .37", average 2.20". Greatest fall in one day .16" on the 6th. There were 5 days of measurable rain, and 1 thunderstorm.

August :—A generally warm month. The previous month's drought was broken on the 1st by a heavy thunderstorm with over half an inch of rain. Sporadic rain occurred until the 19th, when once again very fine and dry conditions prevailed until the end of the month. Mean maximum temperature 71.3° , average 70° . Mean minimum 54° , average 52.7° . Highest day maximum 78° on the 23rd and 29th. Lowest night air minimum 45° on the 21st. Rainfall 2.44", average 2.39". Greatest fall in one day .57" on the 1st. There were 15 days of measurable rain. Thunderstorms occurred on 2 days.

September :—The month opened fine and warm, but on the 4th temperatures dropped below normal and remained so throughout the month, resulting in one of the coldest Septembers for many years. Mean maximum temperature 60.7° , average 65.8° . Mean minimum 45.9° , average 49.5° . Highest day maximum 72° on the 1st. Lowest night air minimum 36° on the 20th. There were 17 days with measurable rain, and 2 thunderstorms.

October :—A cold but comparatively dry month. It was very wet on the 2nd, but from then until the 13th practically no rain fell. A further rainless spell occurred from the 14th until the 22nd when rainy conditions prevailed until the end of the month. Mean maximum temperature 55.7° , average 57.7° . Mean minimum 42° , average 43.3° . Highest day maximum 60° on the 1st, 4th and 23rd. Lowest night air minimum 28° on the 12th. Lowest minimum on the grass 27° on the 17th. Rainfall 1.94", average 2.74". Greatest fall in one day .45" on the 27th. There were 15 days of measurable rain, 9 ground frosts, and 1 thunderstorm. Wind reached gale force on 2 days and there were 3 days with fog.

November :—Temperatures above average occurred during the first 10 days but from then until the end of the month it was very cold with night frosts, some of which were exceptionally severe, particularly on the nights of the 24/25th and 28/29th. Snow fell on 5 days which is most unusual for November. Mean maximum temperature 44.9° , average 49.5° . Mean minimum 33.9° , average 38.5° . Highest day maximum 57° on the 1st. Lowest night air minimum 19° on the 25th. Lowest on the grass 15° on the 25th.

Rainfall 2.66", average 2.00". Greatest fall in one day .56" on the 2nd. There were 17 days of measurable rain. Snow was lying on the ground at 9 a.m. on 2 days. There were 16 ground frosts, 5 days with fog and 1 with gale force winds.

December :—For the fourth month in succession the weather was very cold with temperatures well below normal. Conditions were generally dry and frosty with fog during the first eight days. The temperature then rose a little bringing rain daily until the 13th when frequent snow and sharp frosts occurred until the 17th. From then until the end of the month higher temperatures with rain were experienced, but with ground and a few air frosts. Mean maximum temperature 41.6°, average 44.5°. Mean minimum 32°, average 34.9°. Highest day maximum 49° on the 11th, 22nd, 23rd and 24th. Lowest night air minimum 24° on the 16th. Lowest temperature on the grass 19° on the 2nd. Snow and sleet fell on 5 days and was lying on the ground on 4 days at 9 a.m., the greatest depth being 1½" on the 13th. Rainfall 1.91", average 2.15". Measurable rain fell on 22 days, the greatest fall in one day being .33" on the 16th. There were 21 ground frosts, 7 days with fog and one day when the wind reached gale force.

The total rainfall for the year was 22.09" against an average of 22.81".

The following table gives a summary of the meteorological conditions of the area for the past two years.

	1952	1951
Rain days	181	192
Mean humidity at 0900 hrs. G.M.T.	85%	88%
Mean day and night temperatures	48.8°	49.0°
Mean maximum temperature	56.0°	56.0°
Mean minimum temperature	41.6°	42.1°
No. of days with maximum temperatures 70° or over	53	51
No. of days with maximum temperatures 80° or over	8	2
Thunderstorms	17	12
Ground frosts	106	105
Fog at 9.00 a.m. observation	18	16
Snow, including sleet, days of	33	17
Gales, days of	7	5

SECTION B

GENERAL PROVISION OF HEALTH SERVICES FOR THE BOROUGH

LABORATORY FACILITIES :—

Advantage has again been taken of the Public Health Laboratory of the Medical Research Council at Lincoln. Samples of milk, ice cream and water have been regularly submitted for examination and further details of this work will be found in Sections E and F.

The Laboratories of the Royal Institute of Public Health and Hygiene, London, and Mr. W. W. Taylor, B.Sc., F.R.I.C., Nottingham, have continued to carry out chemical and bacteriological examinations of water samples on behalf of the Department.

AMBULANCE SERVICE :—

This service is provided and maintained by the Holland County Council through the County Transport Department, Allan House, Carlton Road.

Four first line ambulances, including one of the most modern type, and five sitting case cars are based in the Borough. In addition an ambulance is kept at the Infectious Diseases Hospital and reserved solely for the conveyance of infectious cases.

It is not possible to give separate figures in respect of the Borough as these vehicles are also used for work in other parts of the County of Holland, but it would appear that demands on the service have now reached the peak.

NURSING IN THE HOME :—

This service is provided by the Local Health Authority in accordance with the provisions of the National Health Service Act, 1946.

PUBLIC MORTUARY :—

The Public Mortuary is managed by the Borough Engineer's Department. I am satisfied that the Mortuary is properly conducted and the facilities adequate.

HOSPITALS :—

All Hospitals in the area are under the control of the Boston Group Hospital Management Committee of the Sheffield Regional Hospital Board. Details of the facilities available in Boston and District are as follows :—

Boston General Hospital — Acute General.

London Road Hospital — Orthopædic and Acute General.

Boston Isolation Hospital and Sanatorium — Infectious and Chest Diseases.
Wyberton West Hospital — Medical and Maternity.
Woodlands Court, Kirton— Aged Sick.
Freiston Hall Childrens' Hospital — Sick Children.
Bargate Physiotherapy Centre, Boston — Physiotherapy.

THE SCHOOL HEALTH SERVICES :—

These services are provided by the Holland County Council.

TREATMENT CENTRES AND CLINICS :—

The Chest Clinic, Venereal Diseases Clinic and Orthopædic Clinic are held at the London Road Hospital.

Clinics operated in connecton with the Maternity and Child Welfare Services for Ophthalmic and minor defects are held at the Health Centre, London Road.

The Cleansing Station continues to function at the Health Centre, and further details with regard to the arrangements for the treatment of Scabies will be found in Section F of this Report.

NATIONAL ASSISTANCE ACT, 1948, SECTION 47—REMOVAL TO SUITABLE PREMISES OF PERSONS IN NEED OF CARE AND ATTENTION :—

During the year two instances arose necessitating action under the abovementioned heading.

Case No. 1.

This concerned a female who was found to be aged and suffering from a grave chronic disease and was unable to devote to herself and was not receiving from other persons proper care and attention. It therefore became necessary to arrange for her immediate removal to Part III accommodation for a period of three weeks. The order was thereafter renewed at three monthly intervals and it was eventually found necessary to transfer her to hospital accommodation for chronic sick cases.

Case No. 2.

In this case it was necessary to arrange for the immediate removal of a male who was aged and suffering from grave chronic disease, namely carcinoma of the stomach. He was living alone and was unable to care for himself and was not receiving from other persons proper care and attention. An order was obtained for his removal for a period of three weeks and he was admitted to the Gables Hospital, Spilsby, where he died shortly afterwards.

MATERNITY AND CHILD WELFARE SERVICES :—

In accordance with the National Health Service Act, 1946, these services are provided by the Holland County Council.

SECTION C

SANITARY CIRCUMSTANCES OF THE BOROUGH

WATER SUPPLY.

I am indebted to Mr. D. H. Ball, Water Engineer, for the following report on the Borough Water Supply :—

1. STATISTICS.

(A) **Rainfall.** The rainfall recorded at Revesby Waterworks during the year was 22.27" as against 29.32" in 1951, but deducting evaporation the "run-off" was 15.66" in 1951 and 8.99" in 1952. Average figures for Rainfall and Evaporation at Revesby are 24.94" and 14.10" respectively. Rainfall at Fordington was 23.28" as against 30.03" in 1951.

(B) **Volume of water supplied from Revesby and Fordington and received in bulk from Boston R.D.C. with comparisons for 1951.**

Year.	Thousands of gallons.			Total.	average G.P.D.
	Revesby.	Fordington.	from Boston R.D.C.		
1952	202,124	253,832	9,483	465,439	1,272
1951	232,867	210,764	8,129	451,760	1,238
Increase +					
Decrease -	-30,743	+43,068	+1,354	+13,679	+34

As a matter of interest, the average daily consumption in 1939 was 674,000 gallons.

A waste detection scheme is in operation for the whole Statutory Area of Supply.

(C) Pressures.

Pressures in the town mains have definitely improved, arising from the booster plant installation at Horncastle Road and general improvements in the distribution system, but despite this it must be admitted that pressures, especially during peak periods, are sub-standard. Consumers generally are always encouraged to instal the maximum amount of storage possible.

(D) Extensions of Mains.

As will be seen from the list of main extensions and renewals, considerable activity continues in the Water Department. A large number of new services have been connected, and a considerable amount of internal work undertaken by local plumbers, all to the benefit of public health. Modernisation of the distribution system continues and special attention is always directed to housing needs in the Borough and Rural Districts, and rural water main extensions to meet agricultural requirements within the Council's Statutory Area of Supply.

WATER MAINS LAID IN BOROUGH DURING 1952.

Extensions.

	Location	Dia. & type of pipe	Length yds.	Remarks
(i)	Carlton Road Housing Site (North of Carlton Road)	4" A.C.	264	To meet housing development.
(ii)	Church Road	4" A.C.	66	do. in district.
(iii)	Freiston Road Housing Site	4" A.C. 3" A.C.	220 78	To meet housing development.
(iv)	Bayswood/Elmwood Avenue off Wyberton Low Road	4" A.C.	57	do.
(v)	Sherwood Avenue/Robin Hood's Walk	3" A.C.	157	To afford supplies and provide for future develop- ment.
(vi)	Fydell Rowley Estate	3" A.C.	47	To meet housing development.
(vii)	Burgess Row	3" A.C.	83	To remove "dead- end" and provide link with new housing site.
			<hr/> 972 <hr/>	

Renewals.

(i)	West Street (High St./ Bridge St.)	6" C.I.	64	To replace very old 5" main.
(ii)	Petticoat Lane	4" A.C.	88	To replace very old 2" main and improve distribu- tion in area.
(iii)	Mitre Lane	4" A.C.	83	To replace very old 2" main and improve distribu- tion in area.
(iv)	Silver Street	4" A.C.	165	To replace very old 2½" main and improve distribu- in area.
			<hr/> C/f. 400 <hr/>	

RENEWALS—Contd.

		B/f.	400	
(v)	Freiston Road	4" A.C.	270	To replace very old 2" main and meet housing development in area.
(vi)	Witham Place/Wormgate/ Church St.	6" A.C.	379	Replacement of old 2½" main and completion of 6" ring main.
			<hr/> 1049 <hr/>	

(E) Quality of Water.

- (1)a The water supply of the area has been, in my opinion, satisfactory throughout the year.
- (1)b The quantity of water available has been generally satisfactory, except during the autumn when the supply was restricted and trade consumption reduced, to safeguard domestic supplies. A bulk supply of up to 200,000 gallons per day should be available from the mains of the Boston R.D.C. for the summer of 1954.
- (2) Monthly samples of the raw water and treated water passing to supply at Revesby and Fordington are submitted to the Public Analyst for chemical and bacteriological analysis. No adverse report has been received. Copies of all reports are submitted to the Medical Officer of Health, who in turn supplies me with copies of reports received in respect of samples taken from the town mains at frequent intervals.
- (3) The water has no plumbo-solvent action. No form of contamination detected.
- (4) The proportion of the houses in the Borough supplied by standpipes and outside taps is relatively small and mainly confined to old parts of the town.
A small percentage of the approx. 7,000 houses are without a piped water supply and a survey is being made to give precise details.

(Signed) D. H. BALL,

Borough Water Engineer.

June 15th, 1953.

DRAINAGE AND SEWERAGE.

(a) Lincoln Lane Storm Water Relief Pumping Station completed and in operation.

(b) Sewers and drains on Woad Farm, St. Nicholas Road and Freiston Road Housing Sites commenced.

(c) Routine maintenance and sewer cleansing carried out.

PUBLIC CLEANSING AND SALVAGE SCHEMES.

House refuse is collected at fortnightly intervals. The reduced demand for waste paper resulted in a decrease in collections from 687 tons in 1951 to 538 tons in 1952. Pig food collections were 1,140 tons, an increase of 10 tons on 1951.

SWIMMING BATHS :—

The swimming baths were again well patronised throughout the season.

Frequent routine samples of the water were taken and submitted for analysis and with three exceptions the water proved to be of a satisfactory quality. In each of these cases adequate steps were taken to rectify the trouble. However, in the absence of additional purification plant heavy chlorination is still necessary to ensure that the water is of a satisfactory bacteriological standard.

MEASURES AGAINST INFESTATION :—

(a) Rodent Control :—

The two Rodent Operators have been fully employed and a greater amount of survey work has been carried out. The results of the six-monthly sewer treatments indicate a gradual decrease in the rat population and this tendency is confirmed by the results of surface treatments. Very promising results were obtained by the use of a new poison, which can be used without prebaiting and which is virtually harmless to other livestock.

Year	No. of premises treated	No. of bodies recovered
1950	531	1672
1951	925	1386
1952	1050	1215

(b) Verminous Houses :—

The number of premises treated for vermin is as follows :—

Bed Bugs	4
Fleas	3
Cockroaches, Ants, etc.	71

SANITARY INSPECTION IN THE BOROUGH :—

The report of the Sanitary Inspector will be found at the end of this report.

COMMON LODGING HOUSES :—

During the year two of the Common Lodging Houses were closed and there is now only one in use. It is fairly well managed and is always full as there is now a definite shortage of this type of accommodation, particularly during the summer months when there is an influx of casual agricultural labour.

FACTORIES :—

The following tables give particulars of the visits made to factories during 1952. The number of defects found was small and in no case was it necessary to resort to statutory action to remedy the defects.

Inspections.

Premises	Number of		
	Inspections	Written notices	Occupiers prosecuted
Factories in which Sections 1, 2, 3, 4 and 6 are to be enforced by Local Authorities	38	Nil	Nil
Factories not included in above in which Section 7 is enforced by the Local Authority ..	158	2	Nil
Other premises in which Section 7 is enforced by the Local Authority (excluding out-workers' premises)	14	Nil	Nil
Total ..	210	2	Nil

Cases in which defects were found.

Particulars	Number of cases in which defects were found				No. of cases in which prosecutions were instituted.
	Found	Remedied	Referred		
			To H.M. Inspector	By H.M. Inspector	
Want of cleanliness (S.1) ..	21	21	Nil	Nil	Nil
Overcrowding (S.2)	Nil	Nil	Nil	Nil	Nil
Unreasonable temperature (S.3)	Nil	Nil	Nil	Nil	Nil
Inadequate ventilation (S.4)	Nil	Nil	Nil	Nil	Nil
Ineffective drainage of floors (S.6)	Nil	Nil	Nil	Nil	Nil
Sanitary Conveniences (S.7) :					
(a) Insufficient	Nil	Nil	Nil	Nil	Nil
(b) Unsuitable or defective	4	4	Nil	1	Nil
(c) Not separate for sexes	Nil	Nil	Nil	Nil	Nil
Other offences against the Act (not including offences relating to Outwork) ..	2	2	Nil	Nil	Nil
Total	27	27	Nil	1	Nil

OUTWORKERS' PREMISES :—

There has been a further slight reduction in the number of persons carrying on pea picking in their homes and the number in 1952 was only 14. The only other outworker engaged in a scheduled occupation is one engaged in the making of wearing apparel. The premises are all kept in a satisfactory condition and no case of infectious disease occurred during the year.

SECTION D

HOUSING.

Number of Houses erected in the Borough during the year :—

	Houses	Bungalows	Flats
(a) By private enterprise ...	22	2	Nil
(b) By the Council	78	Nil	36

Number under construction at the end of 1952 :—

	Houses	Bungalows	Flats
(a) By private enterprise ...	31	2	Nil
(b) By the Council	30	Nil	44

INSPECTIONS :—

1.—Inspection of Dwelling-houses during the year.

(1) (a)	Total number of dwelling-houses inspected for housing defects (under Public Health or Housing Acts)	925
(b)	Number of inspections made for the purpose	1884
(2) (a)	Number of dwelling-houses (included under sub-head (1) above) which were inspected and recorded under the Housing Consolidated Regulations, 1925	102
(b)	Number of inspections made for the purpose	433
(3)	Number of dwelling-houses found to be in a state so dangerous or injurious to health as to be unfit for human habitation	16
(4)	Number of dwelling-houses (exclusive of those referred to under the preceding sub-head) found not to be in all respects reasonably fit for human habitation	860

2.—Remedy of Defects during the Year without Service of formal Notices.

	Number of defective dwelling-houses rendered fit in consequence of informal action by the Local Authority or their officers	127
--	--	-----

3.—Action under Statutory Powers during the year.

A.—Proceedings under sections 9, 10 and 16 of the Housing Act, 1936 :—

(1)	Number of dwelling-houses in respect of which notices were served requiring repairs	25
(2)	Number of dwelling-houses which were rendered fit after service of formal notices :—	
(a)	By owners	17
(b)	By local authority in default of owners ...	1

B.—Proceedings under Public Health Acts :—

(1)	Number of dwelling-houses in respect of which notices were served requiring defects to be remedied	66
(2)	Number of dwelling-houses in which defects were remedied after service of formal notices :—	
(a)	By owners	24
(b)	By local authority in default of owners ...	Nil

C.—Proceedings under sections 11 and 13 of the Housing Act, 1936 :—				
(1)	Number of dwelling-houses in respect of which Demolition Orders were made			4
(2)	Number of houses demolished in pursuance of Demolition Orders			6
D.—Proceedings under section 12 of the Housing Act, 1936				
				2

4.—Housing Act, 1936—Part IV—Overcrowding.

Overcrowding records are incomplete and out of date and no accurate figures can be given.

SECTION E

INSPECTION AND SUPERVISION OF FOOD

SLAUGHTERHOUSES AND MEAT INSPECTION :—

During the year under review the only improvements to the slaughterhouse were the relaying of the floor of the sheep and pig slaughterhouse and the provision of an electric saw in the beast slaughterhouse. Towards the end of the year plans were prepared for certain alterations and improvements which it is anticipated will be carried out during 1953. The premises remain inadequate and I consider that the question of the provision of a municipal abattoir should again be discussed with a view to laying concrete proposals before the Ministry of Food.

The following tables show that there has been an appreciable increase in the number of sheep, pigs and calves slaughtered while the number of cattle has remained practically constant.

Meat Destroyed

	Beef	Mutton	Pork	Total
Carcases whole with offal	76	7	193	276
Forequarters	13	—	1	14
Hindquarters	2	—	1	3
Plucks	—	42	1273	1315
Heads and Tongues ..	252	7	102	361
Livers	546	2	—	548
Lungs	305	—	—	305
Intestines	249	8	1763	2020
Miscellaneous	191	7	4706	4904
Meat	7cwts. 74lbs.	64lbs.	4cwts. 85lbs.	12cwts. 111lbs.

Total weight of meat condemned :
53 tons 4 cwts. 30 lbs.

Carcases Inspected and Condemned

	Cattle excluding Cows	Cows	Calves	Sheep and Lambs	Pigs
Number killed ..	1566	650	258	6194	4559
Number inspected ..	1566	650	258	6194	4559
All diseases except Tuberculosis :					
Whole carcases con- demned ..	19	11	14	7	176
Carcases of which some part or organ was condemned ..	662		11	47	2359
Percentage of the num- ber inspected affected with disease other than tuberculosis ..	31.2		9.7	0.9	55.6
Tuberculosis only :					
Whole carcases con- demned ..	10	18	4	—	17
Carcases of which some part or organ was condemned ..	281		1	—	109
Percentage of the num- ber inspected affected with tuberculosis ..	13.9		1.9	—	2.8

MILK AND OTHER FOODS :—

Regular inspections are carried out of all premises dealing in food and of places where food is prepared. Generally a satisfactory standard is maintained, but few premises reach a very high standard. Many premises suffer from lack of space, but generally proprietors are anxious to carry out improvements and with the relaxation of restrictions on building a number of premises have been modernised.

Details of the inspection of food premises will be found in the report of the Senior Sanitary Inspector. It has not been necessary to take any action under Regulation 20 of the Milk and Dairies Regulations, 1949.

FOOD POISONING :—

Five notifications of food poisoning were confirmed during the year, three cases being members of the same family. In one case the infecting agent was found to be *B. Salmonella typhi-murium*. In the remaining cases it was not possible to identify the infecting agent and no infected food was traced. A satisfactory recovery was made in all cases.

BYE-LAWS UNDER SECTION 15, FOOD AND DRUGS ACT, 1938 :—

Bye-laws relating to the handling, wrapping and delivery of food and sale of food in the open air came into operation on the 25th September, 1950. Two complaints were received of fried fish or chips being wrapped in newspaper and the vendor was warned on each occasion. A few traders were warned verbally but in no case was it necessary to institute proceedings.

ICE CREAM :—

During the year nine premises were registered for the sale of ice cream, but none for the manufacture. The majority of these sell only wrapped ice cream and as far as possible the sale of unwrapped ice cream is discouraged. Apart from a small number who manufacture by the "complete cold mix" process, there is now only one ice cream manufacturer in the Borough. The following table shows the results of samples submitted for examination by the Methylene Blue Test and as one quarter of these fall in Grades III and IV, they cannot be considered as particularly satisfactory.

Prov. Grade I	Prov. Grade II	Prov. Grade III	Prov. Grade IV	Total
29	15	8	6	58

SECTION F

PREVALENCE OF, AND CONTROL OVER, INFECTIOUS AND OTHER DISEASES.

Table I shows the total number of infectious diseases notified during the year, the numbers admitted to hospital, and the total number of deaths.

Diphtheria :—One suspected case was notified during the year, but the diagnosis was subsequently not confirmed.

This satisfactory position again underlines the value of immunisation and it is to be hoped that parents will play their part in preventing the return of this disease by continuing to have their children immunised at an early age.

Chicken Pox :—This was the most common notifiable condition which occurred in the Borough during the year, 450 cases being notified as compared with 284 in 1951. Approximately 75% of the notifications were received during the first six months.

Whooping Cough :—An appreciable decrease in the incidence of this disease was recorded and only 59 cases were notified as compared with 264 in 1951.

During the year the County Council introduced a scheme for immunisation against Whooping Cough.

Measles :—The number of cases notified decreased from 113 in 1951 to 20 in 1952. Three cases were admitted to the Isolation Hospital.

Pneumonia :—Of the 39 cases notified during the year, 11 were admitted to hospital and there were 3 resultant deaths. The number of notifications received in 1951 was 24.

Scarlet Fever :—During the year 11 notifications were received, 6 cases being admitted to hospital. This figure shows a decrease on that for the previous year when 22 cases were notified.

Acute Poliomyelitis :—Only one case occurred in the Borough during the year. This was a Paralytic type case but the patient, a female aged 2 years, made a satisfactory recovery.

Scabies :—One case was notified as compared with 3 in 1951. Treatment was provided by the patient's own doctor.

If necessary, the Holland County Council undertakes the treatment of cases of Scabies occurring in the Borough, the cost of such treatments in respect of persons other than school children being charged to the Corporation. Should medical practitioners request treatment for patients, arrangements in force ensure that details of notifications are immediately passed to the County Council thus ensuring that infected persons receive early treatment.

Table I.
Notifiable Disease during the Year 1952.

Disease	Cases Notified	Confirmed Cases	Cases admitted to Hospital	Deaths
Acute Poliomyelitis : (Paralytic)	1	1	1	Nil
Chicken Pox	450	450	1	Nil
Diphtheria	1	Nil	1	Nil
Dysentery	2	2	2	Nil
Erysipelas	5	5	2	Nil
Food Poisoning ..	14	5	1	Nil
Measles	20	20	3	Nil
Meningococcal Infection	2	2	2	Nil
Ophthalmia Neonatorum	1	1	1	Nil
Pneumonia	39	39	11	3
Puerperal Pyrexia ..	10	10	6	Nil
Scabies	1	1	Nil	Nil
Scarlet Fever	11	11	6	Nil
Whooping Cough ..	59	59	Nil	Nil

TUBERCULOSIS:—

Cases notified within the Borough come under the control of Dr. A. M. Forrest, Chest Physician, Central Lincolnshire Chest Unit.

Table II.
TUBERCULOSIS.

Showing New Cases and Deaths.

Age Periods	New Cases				Deaths			
	Respiratory		Non-Respiratory		Respiratory		Non-Respiratory	
	M.	F.	M.	F.	M.	F.	M.	F.
0—1	—	—	—	—	—	—	—	—
1—5	1	—	—	—	1	—	—	—
5—15	1	—	2	1	—	—	—	—
15—25	3	4	1	1	—	—	—	—
25—35	2	3	—	1	1	—	—	—
35—45	4	1	—	—	—	—	—	—
45—55	3	—	—	—	1	—	—	—
55—65	2	—	—	—	1	1	—	—
Over 65	—	—	—	1	1	—	—	—
Total	16	8	3	4	5	1	—	—

IMMUNISATION AGAINST DIPHTHERIA:—

All arrangements in connection with immunisation within the Borough are under the control of the Holland County Council.

The following figures, supplied by the County Health Department, give details of the number of immunisations carried out during the year.

Children under 5 years of age	314
Children 5—14 years of age	44
Children given a secondary or reinforcing injection ...	282

REPORT OF THE SENIOR SANITARY INSPECTOR FOR THE YEAR ENDED 31st DECEMBER, 1952.

To:—The Mayor, Aldermen and Councillors of the Borough of Boston.

Mr. Mayor, Ladies and Gentlemen,

I have great pleasure in presenting my annual report upon the work of your Sanitary Inspectors. The year under review has shown progress in nearly all branches of environmental hygiene and spectacular developments in none of them. Rather has it given

indications that more notable achievements may be possible in a few years time.

To deal first with housing, I am able to record the completion early in the year of our first post-war clearance area, six houses on the river bank in Stanbow Lane. Later it was decided to go ahead with a second area, this time of twelve houses in Lincoln Lane and Rosegarth Street.

The repair of houses is a problem which becomes more and more difficult and to which the only solution seems to be some scheme that will allow the landlord a net rent which bears a more realistic relationship to present day repair costs.

In May I was instructed to report upon the number of houses in the Borough which were without a sufficient piped water supply, i.e., that did not have a water tap in the house. Sample streets were surveyed and in the areas thus inspected it was found that 80% of the houses were without a sufficient supply. A start has been made to deal with these deficiencies but considerable resistance has been encountered on the part of the property owners, the large majority of whom agree that the work should be done but claim that the cost is too heavy a burden to be financed out of existing rents.

Each year I have commented adversely on conditions in the slaughterhouse and although comparatively small improvements have so far been carried made, there are indications that larger works will be carried out in the near future. There is still too much work rushed through in the evenings but the Ministry of Food do now recognise that long hours spent on meat inspection outside the normal working time deserves some recompense.

A significant change in milk retailing occurred during the year when there was a tremendous increase in the sale of sterilised milk. Delivered as it is in tightly sealed bottles, it can be sold from almost any food shop whilst its keeping qualities make it a boon to the working housewife. Its distinctive flavour and lack of cream line do not please everyone and it remains to be seen whether it will eventually supersede other methods of processing milk.

In May, a disinfectant station, provided jointly by the Borough and Rural District Councils, was constructed in the Corporation Depot at Freiston Road. So far it has had very little use and it is to be hoped that conditions will never arise in which it will be working hard but, like the brakes on a car, it is indispensable in certain circumstances.

In conclusion I wish to pay a tribute to the way in which the staff of the Public Health Department have worked and to thank

the Medical Officer of Health and my other colleagues for their co-operation throughout the year.

I am,

Mr. Mayor, Ladies and Gentlemen,

Your obedient Servant,

G. E. CHAMBERLAIN,

Senior Sanitary Inspector.

INSPECTIONS :—

Dwellings.

Inspected under the Housing Act, 1936	...	224
Inspected under the Public Health Act, 1936	...	599
		— 823

Re-inspections.

Under the Housing Act, 1936	...	662
Under the Public Health Act, 1936	...	347
		— 1009
Overcrowding	...	151
Smoke Observations	...	47
Offensive Trades	...	19
Common Lodging Houses	...	9
Moveable Dwellings	...	140
Butchers' Shops	...	119
Prepared Food Premises	...	98
Ice Cream Premises	...	43
Restaurant Kitchens	...	55
Bakehouses	...	70
Fried Fish Shops	...	31
Food Shops and Premises	...	217
Clean Food Inspections	...	36
Market Stalls	...	145
Food Poisoning Investigations	...	13
Factories	...	62
Factories Revisits	...	1
Dairies	...	39
Slaughterhouse and Meat Depot	...	674
Rat Infestation	...	31
Infectious Diseases	...	15
Water Supply	...	683
Miscellaneous	...	70

Total 4,600

Samples Taken

Water						
Public Supply	III
Swimming Baths	38
Other	I
					—	150
Milk	37
Ice Cream	58
Mussels	53
Miscellaneous	5

Drains and Sewers

Drains Tested	50
Drains Cleared	19
Sewers Cleared	256

OFFICE WORK :—

Informal Notices.

	Served.	Complied with.
Housing Act, 1936	100	63
Public Health Act, 1936	74	40
Dustbin	37	36

Statutory Notices.

	Served.	Complied with.
Housing Act, 1936, Sec. 9	25	18
Public Health Act, 1936	59	18
Dustbin	1	2
Conversions	7	4

PREMISES DISINFECTED :—

Scarlet Fever	1
Tuberculosis	7

NUISANCES REPORTED AND COMPLAINTS RECEIVED :—

Total number of complaints received	480
-------------------------------------	-----	-----	-----

The following are details of complaints received and remedied :

Defective Dustbins	4
General Housing Complaints	64
Defective W.C.'s	10
Bugs	1
Fleas, beetles, etc.	9
Wasps' nests	3

Ants	4
Rats and Mice	127
Choked drains	23
Choked sewers	157
Choked street gullies	1
Flooded cellars	1
Smoke nuisance	5
Other nuisances	38
Defective yard and passage paving	4
Cesspools	3
Overcrowding	5
Miscellaneous	21

NUISANCES FROM PREMISES OTHER THAN DWELLINGS :

Factories	5
Stables	1
Camping Sites	1
Waste Land	1

DEFECTS FOUND AND REMEDIED DURING THE YEAR :—

Defect	No. found	No. Remedied	
		(a) Informally	(b) By Statutory Action
Roofs	48	36	14
Chimneys	6	10	2
Pointing of external walls	10	7	4
Brickwork	11	7	3
Gutters and down pipes	31	31	16
Boundary walls or fences	5	4	1
Wall plaster	35	17	7
Ceiling plaster	23	11	3
Doors and door frames	5	7	1
Windows and window frames	24	10	6
Sash cords	11	6	2
Floors (solid)	6	—	2
Floor boards	15	5	2
Skirtings	1	—	—
Firegrates or ranges	25	18	9
Treads and risers	1	—	—
W.C. roofs	4	5	1
W.C. walls	3	8	1
W.C. doors and door frames	3	4	—
W.C. pans	11	4	5
W.C. flushing cisterns	19	4	6
W.C. flushing pipes	15	3	5
Yard and passage paving	44	9	9
Drains	10	7	2
Dustbins	37	36	2
Water supply	21	—	—
Sinks	7	2	—
Sink waste pipes	9	—	—
Coppers	2	—	1
Cesspools	1	7	—

Other Items

WATER :—

An average of nearly two samples per week were submitted for bacteriological examination and seven failed to reach the required standard. In every case the supply was rendered satisfactory by additional mains flushing. The following tables show the results of all samples examined.

Bacteriological

Class I	Class II	Class III (suspicious)	Class IV (unsatisfactory)
82	10	3	4

Chemical

Satisfactory	Quality not up to usual standard
11	1

BOSTON PORT HEALTH AUTHORITY.

ANNUAL REPORT OF THE MEDICAL OFFICER OF HEALTH AND OF THE SENIOR SANITARY INSPECTOR

PART II BOSTON PORT HEALTH AUTHORITY

Year ended 31st December, 1952.

BOSTON PORT HEALTH AUTHORITY.

ANNUAL REPORT OF THE MEDICAL OFFICER OF HEALTH,

Year ended 31st December, 1952

To : The Mayor, Aldermen and Burgesses of the Borough of Boston, being the Boston Port Health Authority, as constituted by the Boston Port Orders, 1933 and 1939.

Mr. Mayor, Ladies and Gentlemen,

I have the honour to present to you my Annual Report on the Health Administration of the Port of Boston during the year ended 31st December, 1952. As will be seen the form of the Report has been revised primarily as a result of the Public Health (Ships) Regulations, 1952.

The trade of the Port continued to be much the same as for the previous year and there has been little change in the nature of the cargo traffic or in the foreign ports from which ships arrived. Whilst the number of foreign vessels arriving decreased from 484 in 1951 to 436 in 1952, coastwise shipping for the same period increased from 317 to 373 with the result that there has been a slight increase in the number of vessels entering the Dock.

Once again there has been a complete absence of infectious diseases and in this respect I am satisfied that the present arrangements are adequate to deal with any outbreak that may occur.

In conclusion, I should like to express my thanks to all concerned for their co-operation and assistance throughout the year.

I am,

Mr. Mayor, Ladies and Gentlemen,

Your obedient Servant,

W. G. SMEATON,

Port Medical Officer of Health.

Public Health Department,
8, Bridge Street,
BOSTON, Lincs.
March, 1953.

SECTION I—Staff

TABLE A

Name of officer	Nature of appointment	Date of appointment	Qualifications	Any other appointments held
SMEATON, W. G.	Port Medical Officer of Health	1-7-50	M.B., Ch.B., D.P.H.	Assistant C.M.O. -Holland County Council. Medical Officer of Health -Borough of Boston. Medical Officer of Health -Boston R.D.C.
CHAMBERLAIN G. E.	Senior Port Health Inspector	15-10-45	Cert S.I.B., Cert Meat and Food Inspector	Senior Sanitary Inspector-Borough of Boston
DAVEY, S.	Additional Port Health Inspector	12-2-51	Cert S.I.B., Cert Meat and Food Inspector	Additional Sanitary Inspector-Borough of Boston

Address and telephone number of the Medical Officer of Health.

Public Health Department,
8, Bridge Street, BOSTON, Lincs.
BOSTON 2639.

SECTION II—Amount of shipping entering the district during the year.

TABLE B

Ships from	Number	Tonnage	Number Inspected		Number of ships reported as having, or having had during the voyage, infectious disease on board
			By the Medical Officer of Health	By the Sanitary Inspector	
Foreign ports	436	83,128	20	78	Nil
Coastwise	373	52,808	5	18	Nil
Total	809	135,936	25	96	Nil

SECTION III—Character of shipping and trade during the year.

TABLE C

PASSENGER TRAFFIC ..	Number of passengers INWARDS : 116. Number of passengers OUTWARDS : 98.
CARGO TRAFFIC ..	Principal IMPORTS : Grain, Deals, Battens and Boards, Sleepers, Telegraph Poles, Flour and Feeding Stuffs, Potatoes, Fertilisers, Fruit and Vegetables, Bulbs, Petrol, Basic Slag, Paper, Spelter, Bog Ore, Oyster Shells, Mussels and Fish. Principal EXPORTS : Grain, Sugar, Steel Tyres, Zinc Ashes, General (Continental), Coal.
PRINCIPAL PORTS from which ships arrive ..	ALGERIA : Algiers. BELGIUM : Antwerp, Ghent. CORSICA : Ajaccio. DENMARK : Frederikssund. FINLAND : Hamina, Hango, Haukipudas, Kaskinen, Kasko, Kemi, Kotka, Mantyluoto, Rauma, Yxpila. FRANCE : Bayonne, Bordeaux, Dieppe, Le Havre, Rouen. GERMANY : Bremen Emden, Hamburg, Rostock, Stettin, Wismar. HOLLAND : Delfzyl, Hansweert, Maassluis, Middleharnis, Rotterdam. JUTLAND : Esbjerg, Nykobing. NORWAY : Porsgrunn. POLAND : Gdynia. PORTUGAL : Leixoes. RUSSIA : Igarka, Kovda, Leningrad, Petchora. SPAIN : Almeria, Burriana, Carthagena, Valencia. SWEDEN : Burea, Falkenberg, Gefle, Gothenburg, Halmstad, Hargshamn, Hernosand, Holmsund, Kalmar, Karlsborg, Karlskrona, Kopmanholmen, Kramfors, Ljusne, Norrkoping, Skutskar, Soderborg, Sundsvall, Umea.

SECTION IV—Inland barge traffic.

No inland barge traffic entered the port during the year.

SECTION V—Water supply

I. Source of supply for

(a) The District.

(b) Shipping.

The supply for both (a) and (b) is obtained from the Boston Corporation Water Undertaking.

2. **Reports of tests for contamination.**

Frequent bacteriological examinations of the water are carried out and all the reports have been satisfactory.

3. **Precautions taken against contamination of hydrants and hosepipes.**

All such fittings are properly housed in protective boxes to prevent contamination. All receive constant flushing by regular use, and are generally maintained in a satisfactory condition.

4. **Number and sanitary condition of water boats, and powers of control by the Authority.**

There are no water boats in the Port.

SECTION VI—Public Health (Ships) Regulations, 1952.

1. **List of Infected Areas. (Regulation 6).**

Arrangements for the preparation and amendment of the list, the form of the list, the persons to whom it is supplied, and the procedure for supplying it to those persons.

Extracts from the Ministry of Health Weekly Record are sent to :—

H.M. Customs.
Pilot Master.
Port Manager.

2. **Radio Messages.**

(a) Arrangements for sending permission by radio for ships to enter the district. (Regulation 13).

(b) Arrangements for receiving messages by radio from ships and for acting thereon. (Regulation 14 (1) (a) and (2)).

Boston is not a radio transmitting or receiving port.

3. **Notifications otherwise than by radio. (Regulation 14 (1) (b)).**
Arrangements for receiving notifications otherwise than by radio and for acting thereon.

The Pilot Boarding Station, 5 miles from the Port in the Wash, is connected by radio telephone with the Dock Master's Office and information of vessels requiring special attention is transmitted by the pilots. The Medical Officer is immediately informed by telephone and the vessel can be sent to the Quarantine Station to await the Medical Officer.

4. **Mooring Stations. (Regulations 22 to 30).**

Situation of Stations, and any standing directions issued under these Regulations.

(a) **Within the Docks :** The vacant berth in Boston Dock.

(b) **Outside the Docks :** The Quarantine Station—"Clay Hole."

5. **Arrangements for :—**

(a) **Hospital accommodation for infectious diseases (other than Smallpox—see Section VII):**

Such accommodation is available at the Boston Isolation Hospital and Sanatorium.

(b) **Surveillance and follow up of contacts :**

All contacts are interrogated personally, and are fully informed as to their obligations. At the same time a note is taken of the address to which each is proceeding, and if this is situated outside the area of the Authority, prompt notification of the fact is given to the Local Authority concerned. A supply of pre-paid printed postcards is available, and one is issued in every case to enable the Port Medical Officer to be notified of any change of address.

(c) **Cleansing and disinfection of ships, persons, clothing and other articles :**

The cleansing and disinfection of ships is carried out by the Port Health Authority's staff under the supervision of the Port Sanitary Officer.

Clothing, bedding and other portable articles are dealt with at the disinfecting station.

Arrangements have been made for the cleansing of verminous persons at the Health Centre, London Road.

SECTION VII—Smallpox

1. **Name of Isolation Hospital to which smallpox cases are sent from the district.**

All cases of smallpox are sent to the Laceby Smallpox Hospital.

2. **Arrangements for transport of such cases to that hospital by ambulance, giving the name of the Authority responsible for the ambulance and the vaccinal state of the ambulance crews.**

Arrangements have been made with the Medical Officer of Health for Grimsby that in all cases of smallpox the Isolation Hospital, Laceby, will provide ambulances and crews consisting of specially trained and vaccinated teams of attendants.

3. **Names of smallpox consultants available.**

Dr. J. H. C. Clarke,
County Offices,
Sleaford.

Dr. J. Glen,
Springfield Hospital,
Scarthoe,
Grimsby.

Dr. G. Nisbet,
Bridge Street,
Peterborough.

4. Facilities for laboratory diagnosis of smallpox.

Where laboratory diagnosis is required specimens are sent to Professor A. W. Downie, Bacteriology Department, School of Hygiene, Mount Pleasant, Liverpool, 3.

SECTION VIII—Venereal Disease

Information as to the location, days and hours of the available facilities for the diagnosis and treatment of venereal disease among merchant seamen under international arrangements, including in-patient treatment and the steps taken to make these facilities known to seamen.

Arrangements for the diagnosis and treatment of venereal disease are administered by the Boston Group Hospital Management Committee of the Sheffield Regional Hospital Board.

Out-patient clinics are conducted at London Road Hospital, Boston, at 2.30 p.m. and 4.30 p.m. each Tuesday. If necessary special appointments are made for seamen unable to attend the fixed clinics.

In-patient treatment can be arranged by the Grimsby Hospital Management Committee.

In order to acquaint seamen with all details of facilities available to them, suitable posters are displayed in various parts of the Dock premises. The information is also brought to the notice of masters of vessels in the course of inspections.

SECTION IX—Cases of notifiable and other infectious diseases on ships.

TABLE D

Category	Disease	Number of cases during the year		Number of ships concerned
		Passengers	Crew	
Cases landed from ships from foreign ports.	Nil	Nil	Nil	Nil
Cases which have occurred on ships from foreign ports but have been disposed of before arrival.	Nil	Nil	Nil	Nil
Cases landed from other ships.	Nil	Nil	Nil	Nil

No cases of Smallpox, Cholera, Plague, Yellow Fever, Typhus or Relapsing Fever occurred during the year 1952.

SECTION X—Observations on the occurrence of malaria in ships.

There have been no cases of Malaria occurring on any arriving ship.

SECTION XI—Measures taken against ships infected with or suspected for plague.

No "infected" or "suspected" ships entered the port during 1952.

SECTION XII—Measures against rodents in ships from foreign ports.

1. Procedure for inspection of ships for rats.

All ships from "infected ports" are searched for evidence of rats (excreta, gnawings, runs, etc.) and traps are set for confirmation of findings. Similar precautions are taken if the crew or stevedores report indications of rats on other ships or if routine inspections reveal suspicious circumstances.

2. Arrangements for the bacteriological or pathological examination of rodents, with special reference to rodent plague, including the number of rodents sent for examination during the year.

Bodies of rodents are sent for routine examination for plague to the Public Health Laboratory, Monsall Hospital, Newton Heath, Manchester, 10.

During the year 2 bodies were examined and reported as free from plague.

3. Arrangements in the district for deratting ships, the methods used, and, if done by a commercial contractor, the name of the contractor.

Boston is not an approved port and there are no standing arrangements for the deratting of ships.

4. Progress in the rat-proofing of ships.

Any work found to be necessary is carried out under the supervision of the Port Sanitary Officer.

TABLE E

Rodents destroyed during the year in ships from foreign ports.

Category	Number
Black rats	Nil
Brown rats	8
Species not known	Nil
Sent for examination	2
Infected with plague	Nil

TABLE F

Deratting Certificates and Deratting Exemption Certificates issued during the year for ships from foreign ports.

Boston is not an approved port.

SECTION XIII—Inspection of ships for nuisances.

TABLE G

Inspections and Notices.

Nature and number of Inspections		Notices served		Result of serving Notices
		Statutory Notices	Other Notices	
Defects of Original Construction	96	Nil	Nil	—
Structural Defects through wear and tear	102	Nil	6	3 repairs carried out 3 sailed before completion
Dirt, Vermin and other conditions prejudicial to health	129	Nil	33	28 complied with 5 sailed before re-inspection
Total ..	129	Nil	39	31 complied with

SECTION XIV—Public Health (Shell-fish) Regulations, 1934 and 1948.

There are Mussel and Cockle Beds within the Area of the Port Health Authority in the Wash. These are periodically inspected and samples of the shell-fish are taken for analysis.

No action was necessary during the year 1952, either under the Public Health (Shell-fish) Regulations, 1934 and 1948, or the Food and Drugs Act, 1938.

During the year 12 shipments of Danish mussels totalling 20,300 bags were landed. All consignments were accompanied by a certificate of purity and samples submitted for bacteriological examination were all satisfactory.


SECTION XV—Medical Inspection of Aliens

The Port of Boston is not an approved port, under the Aliens Order, 1920, for the landing of aliens.

SECTION XVI—Miscellaneous

Arrangements for the burial on shore of persons who have died on board ship from infectious disease.

Satisfactory arrangements can be made for the interment of dead at the Boston Corporation Cemetery.



LINCOLNSHIRE STANDARD,
PRINTERS,
BARGATE, BOSTON