

**[Report 1943] / Medical Officer of Health, Bolton County Borough.**

**Contributors**

Bolton (Greater Manchester, England). County Borough Council.

**Publication/Creation**

1943

**Persistent URL**

<https://wellcomecollection.org/works/bf5nsff5>

**License and attribution**

You have permission to make copies of this work under a Creative Commons, Attribution license.

This licence permits unrestricted use, distribution, and reproduction in any medium, provided the original author and source are credited. See the Legal Code for further information.

Image source should be attributed as specified in the full catalogue record. If no source is given the image should be attributed to Wellcome Collection.



Wellcome Collection  
183 Euston Road  
London NW1 2BE UK  
T +44 (0)20 7611 8722  
E [library@wellcomecollection.org](mailto:library@wellcomecollection.org)  
<https://wellcomecollection.org>

E2292

County

Borough



of Bolton.

---

# ANNUAL REPORT

OF THE

Medical Officer of Health


FOR

1943.

---


BOLTON :  
HOPKINS & SONS, CENTRAL STREET,  
1945.

C6944.



Digitized by the Internet Archive  
in 2017 with funding from  
Wellcome Library

<https://archive.org/details/b28939025>





PUBLIC HEALTH DEPARTMENT,  
CIVIC CENTRE,  
BOLTON.

December, 1944.

To the Chairman and Members of the Public Health  
Committee :

LADIES AND GENTLEMEN,

I have the honour to present the Report for 1943, the seventy-second Annual Report on the Health of Bolton. Delay in the publication of the report has been caused by staff difficulties which are the result of the war.

The standards of health in Bolton were maintained during the year. Deaths numbered 2,324, compared with 2,212 in the previous year and 2,235 in 1938. Births increased to 2,607, compared with 2,589 in the previous year and 2,289 in 1938. Total Birth and Death Rates, and Death Rates for separate diseases must be accepted with reserve as they are based on a war-time population which is not only reduced in number, but also different in its age and sex constitution from the peace-time population:

The number of phthisis deaths fell to 79, a figure comparable with the 75 deaths which occurred in 1938. The Infantile Mortality rate of 50 deaths per 1,000 live births leaves room for improvement but is better than most pre-war years. The still-birth rate of 38 still-births per 1,000 total births (live and still) continues to show a welcome decline compared with previous years.

The infectious disease rates were low except for Whooping Cough. There were only ten cases of Cerebro Spinal Fever compared with 16 in 1942 and 42 in 1941. The incidence of Venereal Disease continued to grow. There was an increase of 31% in the number of cases treated in the clinics compared with 1942.

The deaths from cancer were 311, the highest number that has ever been recorded in Bolton.

During the year, the Bolton Clinical Laboratories provided a service in Pathology and Bacteriology for all the Bolton hospitals. A Committee with equal representation from the Bolton Royal Infirmary and from the Local Authority administered the scheme. Two whole-time Pathologists and a staff of technicians were employed in the main laboratories in the Royal Infirmary and Townleys Hospital. The arrangements have worked excellently.

I would like to record my appreciation of the continued encouragement and support given by the Chairman and Members of the Public Health Committee in all the difficulties of administration of the Department in War-time.

I am, Ladies and Gentlemen,

Your obedient Servant,

R. M. GALLOWAY,

*Medical Officer of Health and School Medical Officer.*



## Table of Contents.

Summary of Statistics	...	...	...	...	...	6-7
Births	...	...	...	...	...	8
Deaths	...	...	...	...	...	8-11
Laboratory Facilities	...	...	...	...	...	12
Nursing in the Home	...	...	...	...	...	13
Hospitals—Voluntary and Public	...	...	...	...	...	13-15
Maternity and Child Welfare...	...	...	...	...	...	16
Domiciliary Midwifery	...	...	...	...	...	16
Institutional Midwifery (Townleys Hospital, Haslam and Havercroft Maternity Homes)	...	...	...	...	...	17-18
Health Visitors' Work...	...	...	...	...	...	19
War-time Nurseries	...	...	...	...	...	19
Massage and Artificial Sunlight	...	...	...	...	...	19-20
Sanitary Inspection	...	...	...	...	...	20-21
Common Lodging-houses	...	...	...	...	...	21
Legal Proceedings	...	...	...	...	...	22-24
Milk and Dairies Order, 1926...	...	...	...	...	...	25
Milk (Special Designations) Orders, 1936 and 1938	...	...	...	...	...	25
Meat—Carcases Inspected and Condemned...	...	...	...	...	...	26
Notifiable Infectious Diseases	...	...	...	...	...	27
Deaths from Infectious Diseases	...	...	...	...	...	28
Borough Isolation Hospital—Admissions and Discharges	...	...	...	...	...	28
Cancer	...	...	...	...	...	29-30
Tuberculosis	...	...	...	...	...	31-35
Venereal Diseases...	...	...	...	...	...	36-38
Annual Report of the Public Analyst	...	...	...	...	...	39-42
Meteorological Summary...	...	...	...	...	...	43

# SUMMARY OF STATISTICS. 1943.

## COUNTY BOROUGH OF BOLTON.

Position	...	...	...	Lat. 53° 35' N., Long. 2° 27' W.
Elevation above sea level	...	...	...	230-ft. to 1,450-ft.
Geological Formation : Boulder Clay and Sand over Coal Measures.				
Rainfall (Av. 1887-1943, 42.537")	...	...	...	47.627"
Area in Acres (Land and Inland Water)	...	...	...	15,280
Population (Census 1921)	...	...	...	178,683
„ (Census 1931)	...	...	...	177,250
„ (Estimated Civilian Population, 1943)	...	...	...	154,600
Persons per acre	...	...	...	10.1
Inhabited Houses (Census 1921)	...	...	...	41,825
„ „ (Census 1931)	...	...	...	46,618
Private Families or Separate Occupiers (Census 1921)	...	...	...	42,635
„ „ „ „ (Census 1931)	...	...	...	47,706
New Houses Certified 1943	...	...	...	2
Estimated No. of Houses in the Borough at 31st December, 1943	...	...	...	53,132
Rateable Value at 31st March, 1943	...	...	...	£1,097,818
Sum represented by a Penny Rate (1942-1943)	...	...	...	£4,389 14s. 4d.
Births	...	...	...	2,607
Birth-rate (per 1,000 of population)	...	...	...	16.8
Deaths	...	...	...	2,324
Death-rate (Crude) (per 1,000 of population)	...	...	...	15.0



## SUMMARY—Continued.

Still-Births	...	...	...	...	...	...	103
Still-Birth rate (per 1000 total births)	...	...	...	...	...	...	38
Average Death-rate (1934-1943)	...	...	...	...	...	...	14.08
Heart and Circulation Death-rate	...	...	...	...	...	...	3.73
Cancer Death-rate...	...	...	...	...	...	...	2.1
Respiratory Death-rate	...	...	...	...	...	...	2.07
Phthisis Death-rate	...	...	...	...	...	...	0.51
Infantile Mortality (Deaths under one year per 1,000 live births)	...	...	...	...	...	...	50.23
Diarrhoea Death-rate (Deaths under two years per 1,000 live births)	...	...	...	...	...	...	2.30
Puerperal Death-rate (per 1,000 total births)	...	...	...	...	...	...	2.22

## ENGLAND AND WALES :—

Birth-rate (per 1,000 of mid-1939 population)	...	16.5
Death-rate (per 1,000 of mid-1939 population)	...	12.1
Infantile Mortality (Deaths under one year per 1,000 live births)	...	49
Diarrhoea and Enteritis (under two years), Death-rate per 1,000 live births	...	5.1



## STATISTICS.

## Births.

There were 2,607 live births to Bolton residents in 1943, 1,357 being males and 1,250 females. 2,503 of these births were legitimate and 104 illegitimate. The birth-rate per 1,000 of the population was 16·8. 875 births occurred to Bolton residents in Townleys Hospital, 431 in Haslam Maternity Home, and 86 in Havercroft Maternity Home.

## Stillbirths.

The number of still-births in Bolton in 1943 was 103, giving a still-birth-rate of 38 per 1,000 total births.

## Deaths.

Bolton had 2,324 deaths (1,114 males, 1,210 females) in 1943, giving a crude death-rate of 15 per 1,000 of the population.

During the year, 764 persons, whose usual place of residence was in the area of this county borough, died outside the borough; of these, 665 died in Townleys Hospital or Fishpool Institution and 41 died in Mental Hospitals.

Non-residents who died in the area numbered 137.

## SUMMARY OF THE PRINCIPAL CAUSES OF DEATH, 1943.

	No. of Deaths	Per cent of total Deaths
INFECTIOUS AND PARASITIC DISEASES ...	218	9·380
Measles ... ..	4	·172
Diphtheria ... ..	6	·258
Influenza ... ..	88	3·786
Pulmonary tuberculosis ... ..	79	3·399
Other forms of tuberculosis ... ..	11	·473
Syphilis ... ..	13	·559
Other infectious and parasitic diseases ...	17	·731

	No. of Deaths	Per cent. of total Deaths
CANCER AND OTHER TUMOURS ... ..	325	13·984
Cancer ... ..	311	13·382
Tumours (non-malignant or undetermined)	14	·602
RHEUMATISM, DISEASES OF NUTRITION, ETC. ...	55	2·366
Rheumatic fever ... ..	5	·215
Chronic rheumatism, osteo-arthritis, etc....	7	·301
Diabetes ... ..	33	1·419
Diseases of Thyroid Gland ... ..	8	·344
Other diseases ... ..	2	·086
DISEASES OF THE BLOOD AND BLOOD FORMING ORGANS ... ..	28	1·204
Anæmias ... ..	16	·688
Leukæmia, aleukæmia ... ..	3	·129
Other diseases ... ..	9	·387
DISEASES OF THE NERVOUS SYSTEM AND SENSE ORGANS ... ..	298	12·822
Meningitis ... ..	6	·258
Convulsions in children under 5 years of age	5	·215
Cerebral hæmorrhage ... ..	197	8·476
Cerebral embolism and thrombosis ...	58	2·495
Mental disorders and deficiency ... ..	5	·215
Epilepsy ... ..	5	·215
Other diseases ... ..	22	·946
DISEASES OF THE CIRCULATORY SYSTEM ...	578	24·870
Heart diseases ... ..	538	23·149
Arterio-sclerosis ... ..	33	1·419
Gangrene ... ..	2	·086
Other diseases ... ..	5	·215
DISEASES OF THE RESPIRATORY SYSTEM ...	321	13·812
Bronchitis ... ..	187	8·046
Pneumonia ... ..	103	4·432
Pleurisy ... ..	6	·258
Congestion of lungs, etc. ... ..	7	·301
Asthma ... ..	10	·430
Other diseases ... ..	8	·344



	No. of Deaths	Per cent. of total Deaths
DISEASES OF THE DIGESTIVE SYSTEM ...	88	3.786
Ulcer of the stomach or duodenum ...	22	.946
Diarrhœa and enteritis ...	10	.430
Appendicitis ...	9	.387
Hernia and intestinal obstruction ...	19	.817
Cirrhosis of the liver ...	6	.258
Diseases of the gall bladder and ducts ...	10	.430
Other diseases ...	12	.516
DISEASES OF THE URINARY AND GENITAL SYSTEMS...	93	4.001
Nephritis ...	62	2.667
Diseases of the prostate ...	19	.817
Other diseases ...	12	.516
THE PUERPERAL STATE ...	6	.258
DISEASES OF THE SKIN AND CELLULAR TISSUE	7	.301
CONGENITAL MALFORMATIONS ...	28	1.204
DISEASES OF EARLY INFANCY, ...	62	2.667
Congenital debility ...	6	.258
Premature birth ...	35	1.506
Injury at birth ...	5	.215
Other diseases ...	16	.688
OLD AGE ...	136	5.851
DEATHS FROM VIOLENCE...	75	3.227
Suicide ...	17	.731
Accidents ...	57	2.452
Other violent deaths ...	1	.043
MISCELLANEOUS CAUSES ...	6	.258

### Deaths from Puerperal Causes.

Maternal mortality is the number of deaths of women classed to pregnancy and child-bearing. It is expressed as the rate per 1,000 births (live and still).

There were 6 deaths from puerperal causes in 1943, giving a maternal mortality-rate of 2.20. The rate for England and Wales was 2.29.

	Deaths	BOLTON Rate per 1000 total births	ENGLAND & WALES Rate per 1000 total births
Puerperal sepsis ...	3	1.11	.73
Other puerperal causes...	3	1.11	1.56
Total ...	6	2.22	2.29

### Death-rate of Infants under One Year of Age.

The death-rate of infants is expressed as the number of deaths under one year per 1,000 live births, and is called the infantile mortality-rate. There were 131 such deaths during the year.

Bolton's infantile mortality-rate for 1943 was 50. The figure for England and Wales was 49, the lowest on record.

Of Bolton's 2,607 live births, 2,503 were legitimate and 104 illegitimate.

The infantile mortality amongst the legitimate children was 48, and amongst the illegitimate 92.

### Deaths under Four Weeks.

The part of the infantile mortality which occurs in the first four weeks of life is called the neo-natal mortality. There were 28.8 deaths of infants under 4 weeks per 1,000 live births.

The causes of death during the first four weeks of life were as follows:—

CAUSES OF DEATH	Under 7 days	7 and under 14 days	14 and under 21 days	21 and under 28 days	Total under 28 days
Pneumonia ...	1	—	1	1	3
Diarrhoea and Enteritis ...	—	—	—	—	—
Injury at Birth ...	4	—	—	—	4
Atelectasis ...	8	—	—	—	8
Congenital Malformations ...	11	—	1	1	13
Premature Birth ...	31	1	1	—	33
Congenital Debility...	2	—	—	—	2
Other Causes ...	10	—	1	1	12
Totals ...	67	1	4	3	75



## GENERAL PROVISION OF HEALTH SERVICES.

## LABORATORY FACILITIES.

During the year the Laboratory facilities were provided by the Bolton Clinical Laboratories. This combined service is controlled by a Joint Committee with five representatives from the Royal Infirmary and five from the Council, and administers all the services in Bacteriology and Pathology for the Royal Infirmary and the Local Authority. It employs two whole-time Pathologists and a staff of technicians in the laboratories of the Royal Infirmary and Townleys Hospital.

## EXAMINATIONS CARRIED OUT DURING 1943.

	Bolton Royal Infirmary Laboratory	Townleys Hospital Laboratory	Borough Isolation Hospital Laboratory
Agglutination ...	454	174	
Bacteriological ...	3037	1745	2294
Haematological ...	3523	1964	
Blood Examinations	3507	836	
Plasma Preparation	317		
Cerebro Spinal Fluid	306	187	
Faeces ...	443	70	
Gastric Analysis ...	3395	1092	
Histology ...	1751	281	
Inoculations...	412	43	
Urines ...	3031	2629	
Pregnancy Tests ...	215		
Post Mortems ...	117	21	
Various ...	18	92	
Totals ...	20526	9134	2294

The figures for the Bolton Royal Infirmary Laboratory include various specimens from Townleys Hospital and the Borough Hospital. They also include 395 sputa for examination for Tuberculosis and 242 milks for the inoculation test for Tuberculosis. Twelve of the milks gave positive results for Tuberculosis.



The following specimens were sent for examination to the Public Health Laboratories of Manchester University :—

Wassermann reaction...	... 2325 (including 63 Blood Donors).
Kahn test      ...      ...      ...	35
Gonorrhoea :	
Microscopical test      ...	14
Complement fixation test	521

Medical Officers of the Venereal Diseases Department in the course of routine clinical work examined 2,377 slides for the gonococcus and 30 slides by dark ground illumination for syphilis.

#### PROFESSIONAL NURSING IN THE HOME.

The Bolton District Nursing Association provides nursing in the home for all cases of illness other than certain infectious diseases and maternity nursing.

During the year, 1,829 cases were nursed, and these received a total of 59,989 visits. The nurses were also present at 68 operations.

The Bolton Corporation makes an annual grant of £400 to the funds of the Association. The Public Health Committee pays for any home nursing of the following diseases: puerperal pyrexia, measles, whooping cough, epidemic diarrhoea, ophthalmia neonatorum, tuberculosis and influenzal pneumonia.

#### Hospitals.

##### THE BOLTON ROYAL INFIRMARY.

During the year under review the number of cases admitted was 6,084, of whom approximately 29 per cent. were from outside the Borough of Bolton. In addition, 14,897 cases were dealt with as out-patients and 12,632 cases were received into the casualty department. At the end of the year there were 347 patients on the waiting list for admission.

The Edmund Potter Hospital, an auxiliary to the Bolton Royal Infirmary, has 43 beds for females. All the patients who are admitted are sent from the Bolton Royal Infirmary for convalescence. 809 patients were admitted during the year.

The Blair Convalescent Hospital, Bromley Cross, is a voluntary institution with 42 beds for male patients only. 655 cases were admitted in 1943.

## TOWNLEYS HOSPITAL.

The following statistical return relates to the year ended 31st December, 1943 :—

Total No. of admissions (including infants born in hospital) ... ..	6,176
No. of women confined in hospital ... ..	1,360
No. of live births ... ..	1,307
No. of stillbirths ... ..	67
No. of deaths among children under 4 weeks of age (born in hospital) ... ..	48
Total No. of deaths among children under 1 year ...	83
No. of maternal deaths among women admitted to hospital for confinement ... ..	7
Total No. of deaths ... ..	816
Total No. of discharges (including infants born in hospital) ... ..	5,291
No. of cases whose total stay was for the following periods :—	
(a) Under 4 weeks ... ..	4,759
(b) 4 weeks and under 13 weeks ... ..	1,075
(c) 13 weeks or more ... ..	273
No. of beds occupied (excluding cots in maternity wards) :—	
(a) Average during year ... ..	413
(b) Highest (17th December, 1943) ... ..	476
(c) Lowest (17th September, 1943) ... ..	352
No. of operations under general anæsthetic... ..	849
Ante-natal Clinic :—	
Total No. of expectant mothers seen ....	1,423
No. of attendances ... ..	10,453



Classification of In-Patients who were Discharged from or who  
Died in Townleys Hospital during the year.

DISEASE GROUPS						Children (under 16 years of age)		Men and Women	
						Dis- charged	Died	Dis- charged	Died
A.	Acute infectious disease (1)	...	...	...	...	12	1	3	2
B.	Influenza (2)	...	...	...	...	—	—	4	3
C.	Tuberculosis :								
	Pulmonary	...	...	...	...	—	2	11	23
	Non-pulmonary	...	...	...	...	2	3	6	2
D.	Malignant disease	...	...	...	...	—	—	70	134
E.	Rheumatism :								
	(1) Acute rheumatism (rheumatic fever) together with sub-acute rheumatism and chorea	...	...	...	...	7	—	14	—
	(2) Non-articular manifestations of so- called "rheumatism" (muscular rheumatism, fibrositis, lumbago and sciatica)...	...	...	...	...	1	—	16	—
	(3) Chronic arthritis	...	...	...	...	1	—	39	1
F.	Venereal disease	...	...	...	...	—	—	17	3
G.	Puerperal pyrexia:								
	(a) Women confined in the hospital	...	...	...	...	—	—	5	—
	(b) Other cases	...	...	...	...	—	—	—	—
H.	Other diseases and accidents connected with pregnancy and childbirth	...	...	...	...	—	—	497	7
I.	Mental diseases :								
	(a) Senile Dementia	...	...	...	...	—	—	—	—
	(b) Other	...	...	...	...	—	—	6	—
J.	Senile decay (3)	...	...	...	...	—	—	57	97
K.	Accidental injury and violence (4)	...	...	...	...	8	—	60	—
<i>In respect of cases not included above :</i>									
L.	Disease of the Nervous System and Sense Organs	...	...	...	...	35	5	135	70
M.	„ „ Respiratory System	...	...	...	...	320	16	251	65
N.	„ „ Circulatory System	...	...	...	...	25	12	224	257
O.	„ „ Digestive System	...	...	...	...	61	21	207	18
P.	„ „ Genito-urinary System	...	...	...	...	12	—	226	35
Q.	„ „ Skin...	...	...	...	...	120	—	77	1
R.	Other diseases	...	...	...	...	—	—	—	—
S.	Mothers and infants discharged								
	from Maternity Wards and not					—	—	1352	—
	included in above figures					1254	—	—	—
T.	Any persons not falling under any of the above headings	...	...	...	...	70	34	86	4
TOTALS						1928	94	3363	722

(1) Includes—with the exception of Acute Primary and Influenzal Pneumonia, Tuberculosis, Puerperal Pyrexia—all generally notifiable diseases, together with Measles, German Measles, Chickenpox, Whooping Cough and Mumps. Cases of Influenzal Pneumonia, Tuberculosis, Puerperal Pyrexia, and Acute Primary Pneumonia are recorded respectively under Groups B, C, G and M. Cases of Encephalitis Lethargica are entered under Group A if acute and under Group L if chronic.

(2) Includes Acute Influenzal Pneumonia.

(3) Confined to cases and deaths in which no more specific diagnosis was practicable.

(4) Includes suicides, attempted suicides and poisoning cases.

## MATERNITY AND CHILD WELFARE.

## Midwifery and Ante-Natal Work.

## 1—DOMICILIARY.

The following figures give a statistical summary of the work in relation to domiciliary midwifery for the year :—

- (a) Ante-natal clinics—Public Health Department (2 weekly).  
429 expectant mothers attended and made 1,378 attendances.  
135 X-ray examinations were made in the department.
- (b) Confinements conducted by midwives.  
1,132 confinements were conducted by midwives.
- (c) Confinements conducted by medical practitioners.  
In addition to the 271 cases where practitioners were called in by the midwives, the doctors conducted approximately 150 confinements in patients' homes.

The following table gives particulars of the domiciliary midwives' work during the year :—

No. of midwives who have practised...	...	...	31
No. of cases attended ...	...	...	1,132
Average No. of cases per midwife	...	...	36
No. of calls for medical aid	...	...	271
Per cent of cases in which medical aid was sought...	...	...	24%
No. on the register at the beginning of the year	...	...	31
No. who ceased to practise in Bolton	...	...	1
No. on the register at the end of the year	...	...	30

In addition to the above, the midwives attended 115 cases as maternity nurses.

The following 328 notifications were received from domiciliary midwives in accordance with the regulations of the Central Midwives Board :—

Medical assistance	...	...	...	...	271
Stillbirths	...	...	...	...	34
Artificial feeding	...	...	...	...	17
Death of mother or child	...	...	...	...	6
Liable to be a source of infection	...	...	...	...	—



When a family is not eligible for maternity benefit under the National Health Insurance Acts and the family income falls below a scale approved by the Council, the Public Health Committee pay the midwife's fee for her work at a confinement. During the year 135 such fees were paid.

Home helps were provided in 194 instances. In 86 cases part of the fees were recovered and in 21 cases the whole of the fees were recovered.

#### MUNICIPAL MIDWIVES.

During the year, the nine midwives appointed booked 718 cases, 667 as midwifery cases and 51 as maternity cases, and they made 679 deliveries, or an average of 75 cases per midwife.

The midwives paid 14,077 ante-natal and post-natal visits to their patients during the year.

#### 2—INSTITUTIONAL MIDWIFERY.

##### (a) TOWNLEYS HOSPITAL.

Three ante-natal clinics are held weekly: During the year, 1,990 patients attended the clinics, 1,349 of whom were Bolton cases.

The following particulars relate to the maternity cases admitted during 1943 from Bolton and from the county areas served. Approximately 70 per cent. of the cases were from Bolton.

1. No. of maternity beds ... ..	99
2. No. of beds, included in above, allocated to, and reserved for, expectant mothers in need of hospital treatment ... ..	27
3. No. of cases admitted ... ..	1,710
4. No. of women treated in the beds shown against item 2 ... ..	473
5. Average duration of treatment of expectant mothers in the beds shown against item 2 ...	11.36 days
6. Average duration of stay of lying-in cases ...	14.3 days
7. No. of cases notified as *Puerperal pyrexia ...	8
*i.e., rise of temperature to 100.4° F. for 24 hours, or recurrence within that period.	
8. No. of cases of pemphigus neonatorum ...	nil
9. No. of infants not entirely breast fed whilst in hospital ... ..	196



10. No. of cases of ophthalmia neonatorum	2
11. No. of maternal deaths ... ..	9
12. No. of infant deaths :—	
(a) Stillborn... ..	67
(b) Within 10 days of birth ... ..	44

(b) HASLAM MATERNITY HOME.

The following table gives particulars of all cases admitted to the Home in 1943 :—

No. of beds in the Home ... ..	23
No. of cases admitted ... ..	457
Average duration of stay in days ... ..	12·83
No. of cases delivered by :—	
(a) Midwives ... ..	288
(b) Doctors ... ..	164
No. of cases in which medical assistance was sought by the midwife ... ..	48
No. of cases notified as Puerperal pyrexia ... ..	Nil
No. of cases of pemphigus neonatorum ... ..	Nil
No. of infants not entirely breast fed whilst in the Home	23
No. of cases notified as ophthalmia neonatorum ...	1
No. of maternal deaths ... ..	1
No. of infant deaths :—	
(a) Stillborn ... ..	12
(b) Within 10 days of birth ... ..	5

(c) HAVERCROFT MATERNITY HOME.

(Opened July 1st, 1943.)

No. of beds in the Home ... ..	17
No. of cases admitted ... ..	93
Average duration of stay in days ... ..	12·87
No. of cases delivered by :—	
(a) Midwives ... ..	64
(b) Doctors ... ..	26
No. of cases in which medical assistance was sought by the midwife ... ..	28
No. of cases notified as Puerperal pyrexia ... ..	3
No. of cases of pemphigus neonatorum ... ..	Nil

No. of infants not entirely breast fed whilst in the Home	7
No. of cases notified as ophthalmia neonatorum ...	Nil
No. of maternal deaths ... ..	Nil
No. of infant deaths :—	
(a) Stillborn ... ..	4
(b) Within 10 days of birth ... ..	3

#### DENTAL TREATMENT FOR EXPECTANT MOTHERS.

The arrangements for the dental treatment of expectant mothers were curtailed during the year because of the absence on military service of the two dental officers who carried out the work in previous years. Dr. Kraus, a temporary dental officer of the Education Authority carried on the work during a part of the year and at 23 special sessions gave 76 treatments to 28 expectant mothers. Three mothers were supplied with dentures.

#### HEALTH VISITORS.

The following table shows the work done by the Health Visitors :—

##### VISITS BY HEALTH VISITORS.

Primary birth enquiries ... ..	2,547
Visits to children, 1—5 years... ..	8,837
Primary visits to expectant mothers... ..	368
Re-visits to infants under 1 year ... ..	5,220
Re-visits to expectant mothers ... ..	254
Visits to puerperal pyrexia cases ... ..	9
Visits to ophthalmia cases ... ..	29
Stillbirth enquiries ... ..	89
Death enquiries made (under one year of age) ...	110
"      "      "      (maternal) ... ..	1
Visits to midwives' houses ... ..	54
Visits—Children Act ... ..	14
Miscellaneous visits ... ..	1,438
<b>Total Visits ... ..</b>	<b>18,970</b>



## WAR-TIME NURSERIES.

The War-time Nurseries are administered by the War-time Nurseries Committee but for record purposes the names and accommodation of the six nurseries open during the year are given below :—

					Accommodation	
					By Day	By Night
Arkwright Street	...	...	...	...	44	—
40, Chorley New Road	...	...	...	...	35	—
" Vesperholme "	...	...	...	...	28	16
" Woodlands "	...	...	...	...	44	29
Newport Street	...	...	...	...	60	—
" Park House "	...	...	...	...	49	15
Totals					260	60

## MASSAGE AND ARTIFICIAL SUNLIGHT TREATMENT FOR INFANTS.

Treatment is provided for any debilitated and rickety children who are in attendance at the Child Welfare Centres. The treatments are given in the Massage and Light Clinic in the Public Health Department.

During 1943, 108 cases received a total of 1,625 treatments. 192 light cases received a total of 3,172 treatments.

## SANITARY INSPECTION.

The nature and extent of the work done by the Sanitary Inspectors is shown in the following statement :—

INSPECTIONS.... ... 28,163

## ACTION TAKEN.

Verbal notices	...	...	...	...	...	788
Informal notices served or letters written	...	...	...	...	...	1,592
Legal notices served	...	...	...	...	...	389
						2,769

## RESULT OF ACTION.

## DWELLINGS.

Repairs to floors, walls, ceilings, roofs, spouting ...	1,200
Additional windows provided... ..	4
Windows repaired or made to open ... ..	128
Sinks provided ... ..	12
Houses re-decorated ... ..	15
Verminous houses disinfested... ..	23

## DRAINAGE, CLOSETS, ASHPITS, ETC.

Drains cleansed or repaired ... ..	321
Yards drained, paved or repaired ... ..	22
Additional W.C's provided ... ..	16
W.C's reconstructed or repaired ... ..	164
Flushing cisterns provided or repaired ... ..	65
Closets converted ... ..	28
Ashpits abolished ... ..	5
Dustbins provided ... ..	80
Cesspools abolished ... ..	1

## VARIOUS.

Smoke nuisances abated ... ..	2
Nuisances from animals abated ... ..	6
Offensive accumulations removed ... ..	46
Improvements in factories, shops and food premises	274
Cowshed or dairy improvements ... ..	11
Miscellaneous ... ..	520
Additional water taps provided ... ..	2
	<hr/>
	2,945

## DISINFECTIONS.

Houses disinfected ... ..	795
Articles disinfected ... ..	7,302*
Articles destroyed ... ..	89

\*Includes fire-watchers' bedding.

## PLACES UNDER INSPECTION.

Common lodging-houses	...	...	...	...	9
Houses let in lodgings	...	...	...	...	114
Factories without mechanical power...	...	...	...	...	194
Factories with mechanical power	...	...	...	...	873
Factory chimneys	...	...	...	...	259
Bakehouses	...	...	...	...	386
Fish friers' premises	...	...	...	...	179
Premises where food is prepared	...	...	...	...	297
Outworkers' premises	...	...	...	...	7
Offensive trades	...	...	...	...	19
Slaughterhouses (in actual use)	...	...	...	...	2
Cowsheds	...	...	...	...	255
Milk shops	...	...	...	...	732
Theatres, cinemas, etc.	...	...	...	...	30
Public sanitary conveniences...	...	...	...	...	31
Travelling vans...	...	...	...	...	59

## Common Lodging-houses.

The number of registered common lodging-houses in Bolton at the end of the year was 9. Eight of these are used by males only and accommodate a total of 431 men. The other is used exclusively by women and accommodates 40.



## LEGAL PROCEEDINGS DURING 1943.

DATE	OFFENCE	RESULT
11/ 3/43	PUBLIC HEALTH ACT, 1936, SEC. 92 : Premises in such a state as to be prejudicial to health and a nuisance.	Adjourned on undertaking to demolish premises. Premises since demolished.
11/ 3/43	do.	do.
11/ 3/43	do.	do.
11/ 3/43	do.	do.
29/ 4/43	PUBLIC HEALTH ACT, 1936. SECTIONS 259 AND 93 : Part of a watercourse (viz.: the River Croal) being so choked or silted up as to obstruct or impede the proper flow of water and thereby cause a nuisance.	Case adjourned on undertaking to comply with Abatement Notice. Notice since com- plied with.
15/ 7/43	PUBLIC HEALTH ACT, 1936, SEC. 83 : Failing to cleanse a house which was filthy and verminous.	Fined £3/0/0.

Legal Proceedings during 1943—*continued.*

DATE	OFFENCE	RESULT
15/ 7/43	FOOD AND DRUGS ACT, 1938, SEC. 3 (1) : Selling vinegar not of the nature, substance or quality demanded	Case dismissed and a cross summons transferred to manufacturer.
15/ 7/43	do.	do. (see next case)
15/ 7/43	do.	Manufacturer fined £10/0/0, 10/6d. costs.
15/ 7/43	do.	Manufacturer fined £10/0/0, 10/6d. costs.
26/ 8/43	FOOD AND DRUGS ACT, 1938, SEC. 3 (1) : Selling milk, not of the nature, sub- stance or quality demanded	Fined £2/0/0. 10/6d. costs.
30/ 9/43	PUBLIC HEALTH ACT, 1936, SEC. 92 : Failing to comply with an Abatement Notice respecting premises in such a state as to be prejudicial to health and a nuisance.	Fined £2/0/0 and Abatement Order made.



Legal Proceedings during 1943—*continued.*

DATE	OFFENCE	RESULT
4/11/43	TUBERCULOSIS ORDER, 1938 : (1) Failing to give notice of cow showing clinical signs of tuberculosis (2) Failing to isolate the cow.	Fined £10/0/0. £1/11/6 costs.
4/11/43	TUBERCULOSIS ORDER, 1938 : (1) Failing to give notice of cow showing clinical signs of tuberculosis (2) Failing to isolate the cow.	Case dismissed on query of ownership.

## INSPECTION AND SUPERVISION OF FOOD.

## MILK.

## The Milk and Dairies Order, 1926.

Cowkeepers on register, December, 1942...	...	...	108
„ added to register during 1943	...	...	0
„ discontinued during 1943	...	...	2
„ on register, December, 1943	...	...	106
Cowsheds on register, December, 1942	...	...	259
„ added to register during 1943	...	...	0
„ discontinued during 1943	...	...	4
„ on register, December, 1943	...	...	255
Number of cows provided for in the cowsheds, 1943	...	...	2,912
Average number of cows kept during the year	...	...	2,295
Number of dairies and premises of milk purveyors	...	...	755

## Milk (Special Designations) Orders, 1936 and 1938.

The following licences were granted under these Orders during 1943 :—

Producer's licence to use the designation " Tuberculin Tested "	...	...	...	...	...	2
Supplementary licence to use the designation " Tuberculin Tested "	...	...	...	...	...	—
Dealer's licence to use the designation " Tuberculin Tested "	...	...	...	...	...	—
Producer's licence to use the designation " Accredited "	...	...	...	...	...	13
Supplementary licence to use the designation " Accredited "	...	...	...	...	...	3
Dealer's licence to use the designation " Pasteurised "	...	...	...	...	...	1
(Licence in respect of a Pasteurising establishment).	...	...	...	...	...	1
Supplementary licence to use the designation " Pasteurised "	...	...	...	...	...	2



## MEAT.

The following table shows the number of animals slaughtered and inspected at the public abattoirs and private slaughterhouses in the Borough, with the diseased conditions grouped under two heads :—

- (1) Carcasses affected with disease other than tuberculosis; and
- (2) Carcasses found to be affected with tuberculosis only.

## Carcasses Inspected and Condemned.

	Cattle excluding Cows	Cows	Calves	Sheep and Lambs	Pigs
Total number killed and inspected ...	1,447	6,936	6,229	20,475	3,525
All Diseases except Tuberculosis :					
Whole carcasses condemned... ..	—	23	70	8	3
Carcasses of which some part or organ was condemned ...	89	1,368	1	113	8
Percentage of the number inspected affected with disease other than tuber- culosis ... ..	6·15	20·0	1·14	·59	·31
Tuberculosis only :					
Whole carcasses condemned... ..	3	200	6	—	11
Carcasses of which some part or organ was condemned ...	31	1,074	4	—	129
Percentage of the number inspected affected with tuber- culosis ... ..	2·35	18·36	·16	—	3·97

## NOTIFIABLE INFECTIOUS DISEASES.

## PREVALENCE AND MORTALITY.

Below are shown the number of cases of notifiable diseases notified in Bolton in 1943 and the number of deaths resulting from each of these notifiable diseases.

## NOTIFIABLE DISEASES (OTHER THAN TUBERCULOSIS) DURING THE YEAR 1943.

Disease.					Total Cases Notified.	Total Deaths.
Smallpox	...	...	...	...	—	—
Scarlet Fever...	...	...	...	...	289	—
Diphtheria	...	...	...	...	197	6
Enteric Fever (including Paratyphoid)	...	...	...	...	—	—
Relapsing Fever (Undulant)	...	...	...	...	1	—
*Pneumonia	...	...	...	...	141	103
Puerperal Pyrexia	...	...	...	...	8	—
Cerebro-spinal Fever	...	...	...	...	10	4
Acute Poliomyelitis	...	...	...	...	1	1
Acute Polioencephalitis	...	...	...	...	—	—
Encephalitis Lethargica	...	...	...	...	—	8
Dysentery	...	...	...	...	3	—
Ophthalmia Neonatorum	...	...	...	...	10	—
Erysipelas	...	...	...	...	43	—
Malaria	...	...	...	...	1	—
Measles	...	...	...	...	763	4
Whooping Cough	...	...	...	...	679	2

\*The cases notified are Acute Primary and Acute Influenzal, but the deaths include all forms of Pneumonia.



## Deaths from Infectious Diseases.

The deaths in Bolton attributed to the various epidemic diseases are shown in the following table for the years 1934 to 1943 :—

## CAUSES OF DEATH FROM EPIDEMIC DISEASES.

	1934	1935	1936	1937	1938	1939	1940	1941	1942	1943
Smallpox ... ..	—	—	—	—	—	—	—	—	—	—
Scarlet Fever ... ..	2	3	1	—	3	1	—	1	1	—
Diphtheria and Memb. Croup ... ..	11	5	4	23	22	11	17	16	13	6
Enteric Fever ... ..	—	—	—	1	1	—	1	—	—	—
Measles... ..	12	6	9	4	10	3	8	3	5	4
Whooping Cough ... ..	2	13	8	14	1	4	5	10	1	2
Diarrhœa and Enteritis under 2 years of age	10	9	8	4	3	14	10	22	34	6
Erysipelas ... ..	10	5	6	5	1	1	—	—	—	—
Puerperal Sepsis ... ..	1	7	1	2	4	3	4	2	—	3
Cerebro-spinal Fever ... ..	2	1	2	2	1	6	1	6	2	4
Encephalitis Lethargica	5	5	7	4	7	4	4	1	3	8
Influenza ... ..	27	55	35	104	24	42	86	23	21	88

## BOROUGH ISOLATION HOSPITAL—ADMISSIONS AND DISCHARGES.

No. of Patients.	No. of Patients suffering from the following Diseases :						Total.
	Scarlet Fever.	Diphtheria.	Measles.	Pulmonary Tuberculosis.	Other Tuberculous Diseases.	Other Diseases.	
Remaining, Dec. 31/1942	15	40	1	21	—	13	90
Admitted in 1943 ...	241	223	15	52	2	177	710
Total No. treated, 1943	256	263	16	73	2	190	800
Discharged in 1943 ...	248	212	15	21	1	170	667
Died in 1943	—	4	—	19	—	12	35
Remaining, Dec. 31/1943	17	39	—	24	—	10	90

## DEATHS FROM CANCER, 1943.

The following table shows the age and sex distribution of all persons who were certified as having died of cancer in Bolton in 1943. The table shows also the localization of the disease.

LESION	SEX		AGE																			
	M.	F.	0	5	10	15	20	25	30	35	40	45	50	55	60	65	70	75	80	85 and upwds		
			to 5	to 10	to 15	to 20	to 25	to 30	to 35	to 40	to 45	to 50	to 55	to 60	to 65	to 70	to 75	to 80	to 85			
BUCCAL CAVITY : Mouth ... ..	1																1					
		—																				
Pharynx ... ..	2																1		1			
		—																				
Tongue ... ..	2																1		1			
		2																1	1			
Other Sites ... ..	3																1	2				
		—																				
TOTAL—BUCCAL CAVITY ...	8																3	3	2			
		2																1	1			
DIGESTIVE ORGANS : Œsophagus ... ..	7															1	1	3	2			
		8											1	1		3	3					
Stomach ... ..	37											2	4	7	3	11	4	4	2			
		29								1	1	1	1	4	1	6	8	3	3			
Intestines ... ..	22												1	5	6	1	8		1			
		28								1		1	2	5	4	1	7	2	3	2		
Rectum ... ..	12									1			5	1		2	1	1		1		
		12											4			3	3	1	1			
Liver ... ..	9											1					3	4		1		
		8									1			1	2		2	1		1		
Pancreas ... ..	2														2							
		4											1		1	2						
Other Organs ... ..																						
		2										1	1									
TOTAL—DIGESTIVE ORGANS	89									1		3	10	13	12	15	19	11	3	2		
		91								2	2	3	10	11	8	15	23	7	7	3		



DEATHS FROM CANCER, 1943. *continued.*

## AGE AND SEX DISTRIBUTION AND LOCALIZATION OF DISEASE.

LESION	SEX		AGE																		85 and npwds
			0 to 5	5 to 10	10 to 15	15 to 20	20 to 25	25 to 30	30 to 35	35 to 40	40 to 45	45 to 50	50 to 55	55 to 60	60 to 65	65 to 70	70 to 75	75 to 80	80 to 85		
	M.	F.	5	10	15	20	25	30	35	40	45	50	55	60	65	70	75	80	85		
RESPIRATORY ORGANS : Larynx ... ..	10												1	3		3	2	1			
		1																	1		
Lungs ... ..	13										1	2	2		5	1	1		1		
		5				1						1			3						
TOTAL—RESPIRATORY ORGANS	23										1	2	3	3	5	4	3	1	1		
		6				1						1			3			1			
FEMALE GENITAL ORGANS : Uterus ... ..		19						1	1		3	3	2	4	3	2					
Ovary ... ..		4								1	1				2						
Vulva... ..		4										1	1				1	1			
TOTAL—FEMALE GENITAL ORGANS ... ..		27						1	1	1	4	4	3	4	5	2	1	1			
BREAST ... ..																					
		31								1	1	4	2	4	4	9	2	3	1		
MALE GENITAL ORGANS : Scrotum ... ..	1																1				
Penis ... ..	1												1								
Prostate ... ..	4													1		1	1		1		
TOTAL—MALE GENITAL ORGANS	6												1	1		1	2		1		
URINARY ORGANS ... ..	5											1				3		1			
		5										1			1	2		1			
SKIN ... ..	1																1				
		3									1	1								1	
OTHER OR UNSPECIFIED ORGANS ... ..	8							1						1	1	2	3				
		6											1	1			2	2			
TOTAL—MALES ... ..	140							1		1	1	6	14	18	18	28	31	13	7	2	
TOTAL—FEMALES ... ..		171					1	1	1	4	8	13	17	20	18	31	28	15	10	4	
TOTAL—BOTH SEXES ... ..	311						1	2	1	5	9	19	31	38	36	59	59	28	17	6	

## TUBERCULOSIS.

The total number of new cases notified in 1943 was 131 as compared with 133 in 1942. One hundred and six of the new cases were pulmonary tuberculosis and 25 were non-pulmonary tuberculosis.

AGE AND SEX DISTRIBUTION OF CASES OF TUBERCULOSIS  
NOTIFIED IN BOLTON IN 1943 :

## PULMONARY TUBERCULOSIS NOTIFICATIONS.

SEX	AGES											Total
	0 to 1	1 to 5	5 to 10	10 to 15	15 to 20	20 to 25	25 to 35	35 to 45	45 to 55	55 to 65	65 and upwards	
Males ...	—	—	—	1	5	2	13	7	17	16	3	64
Females	1	1	—	1	9	11	7	5	3	2	2	42
Total	1	1	—	2	14	13	20	12	20	18	5	106

## NON-PULMONARY TUBERCULOSIS NOTIFICATIONS.

SEX	AGES											Total
	0 to 1	1 to 5	5 to 10	10 to 15	15 to 20	20 to 25	25 to 35	35 to 45	45 to 55	55 to 65	65 and upwards	
Males ...	—	1	3	—	3	2	2	2	—	—	—	13
Females	1	3	1	2	1	—	3	1	—	—	—	12
Total	1	4	4	2	4	2	5	3	—	—	—	25



## DEATHS FROM TUBERCULOSIS.

Ninety Bolton residents were certified as having died of tuberculosis during 1943. This compares with 109 in 1942.

Forty-three of these deaths took place in institutions.

The age and sex distribution of those who died from tuberculosis are given in these tables :—

## PULMONARY TUBERCULOSIS DEATHS.

SEX	AGES									Total
	Under 5	5 to 10	10 to 15	15 to 20	20 to 35	35 to 45	45 to 55	55 to 65	65 and upwards	
Males ... ..	—	—	—	1	17	9	7	10	2	46
Females ... ..	1	—	1	8	14	2	3	3	1	33
Total ... ..	1	—	1	9	31	11	10	13	3	79

## NON-PULMONARY TUBERCULOSIS DEATHS.

SEX	AGES									Total
	Under 5	5 to 10	10 to 15	15 to 20	20 to 35	35 to 45	45 to 55	55 to 65	65 and upwards	
Males ... ..	—	1	1	1	1	—	—	1	—	5
Females ... ..	3	—	1	—	1	—	—	—	1	6
Total ... ..	3	1	2	1	2	—	—	1	1	11



In 10 cases the disease had not been notified during life. Three of these cases died in institutions, and the diagnosis was made after death.

#### TUBERCULOSIS DISPENSARY.

The dispensary is open every week-day (except Saturday) from 9 a.m. to 12 noon and on Monday and Friday from 2 p.m. to 5 p.m. The work done at the dispensary is shown by the following figures :—

Total attendances	...	...	...	...	...	2,380
Total number of patients sent for consultation	...					644
The results of these consultations were as follows :—						
Number found to have pulmonary tuberculosis	...					92
Number found to have non-pulmonary tuberculosis	...					24
Number of cases kept under observation for suspected pulmonary tuberculosis	...	...				8
Number of cases kept under observation for suspected non-pulmonary tuberculosis	...					—
Number in whom no evidence of tuberculosis was found	...	...	...	...	...	520
Number of specimens of sputum examined	...					395
Total number of cases on the dispensary register :—						
Pulmonary tuberculosis	...	...	...	...		357
Non-pulmonary tuberculosis	...	...	...	...		188
Total						545
X-ray examinations made in connection with dispensary work						
	...	...	...	...	...	816
Patients under treatment at the dispensary by artificial pneumo-thorax						
	...	...	...	...		22
Total number of cases on the notification register :—						
Pulmonary tuberculosis	...	...	...	...		386
Non-pulmonary tuberculosis	...	...	...	...		185
Total						571

## TREATMENT OF TUBERCULOSIS.

Two hundred and ninety-two persons applied for treatment in 1943. Two hundred and fifty-three of these were cases of pulmonary tuberculosis and 39 of non-pulmonary tuberculosis. Four cases were admitted to hospital for observation.

The treatment given was as follows :—

Residential treatment ...	...	...	...	181
Domiciliary treatment...	...	...	...	110
Out-patient treatment...	...	...	...	1

No patient requiring residential treatment was refused such treatment.

The following table summarizes the residential treatment given during 1943.

## ACCOMMODATION PROVIDED BY LOCAL AUTHORITY WITH NUMBER OF PERSONS ADMITTED FOR TREATMENT DURING THE YEAR 1943.

INSTITUTION.	Beds.	Admitted during the year.			Under Treatment 31st Dec. 1943.
		Total	Insured	Uninsured	
Wilkinson Sanatorium ...	30	67	49	18	31
Borough Hospital ...	24	53	36	17	24
*Heswall ...	6	1	—	1	1
*Bolton Royal Infirmary ...	—	11	5	6	—
*Robert Jones and Agnes Hunt Orthopædic Hospital, Oswestry ...	—	20	15	5	10
*Children's Orthopædic Hospital, Marple ...	—	4	—	4	6
*Blencathra Sanatorium, Threlkeld ...	—	2	2	—	1
*Liverpool Sanatorium, Frodsham ...	—	7	5	2	2
*Leasowe Open-air Hospital ...	—	2	2	—	2
*Crossley Sanatorium ...	—	1	—	1	1
*Baguley Sanatorium ...	—	12	7	5	4
*East Lanes. T.B. Colony ...	—	1	1	—	1
*Wrightington Hospital ...	—	—	—	—	1

\*Paid for per user.



### Ultra-Violet Ray Treatment.

During the year, 1,223 attendances were made to the Ultra-Violet Ray Department, the majority of the cases being gland tuberculosis. Thirty-seven new patients were referred ; most of them were given ultra-violet ray treatment, and in 3 cases the Kromayer and radiant heat lamps were used.

### Examination of Contacts.

During the year, 46 contacts were examined at the dispensary or in the home ; of these, 3 proved to be tuberculous. It is felt that by an extension of this work the aim and duty of the dispensary will be more fully discharged.

#### ASSISTANCE GIVEN TO NECESSITOUS TUBERCULOUS PATIENTS.

1. Total number of patients assisted	...	...	195
2. Average time receiving assistance	...		5 months
3. Amount of milk given	...	...	28,812 pints
4. Malt and oil given...	...	...	96 lbs.

### VENEREAL DISEASES.

The tables on pages 37, 38 and 39 show the work carried out at the Bolton Treatment Centre.



Return relating to all persons who were treated at the Treatment Centre  
at Bolton Public Health Offices during the  
year ended the 31st December, 1943.

	Syphilis		Soft Chancre		Gonorrhœa		Non- Venereal or undiagnosed conditions		TOTALS		
	M.	F.	M.	F.	M	F.	M.	F.	M.	F	Total.
1. Number of cases on 1st January under treatment or observation... ..	151	168	...	...	177	82	33	42	361 (15)	292	653 (15)
2. Number of cases removed from the register during any previous year which returned during the year under report for treatment or observation of the same infection ... ..	13	11	...	...	23	7	...	...	36 (2)	18	54 (2)
3. Number of cases dealt with for the first time during the year under report (exclusive of cases under Item 4) suffering from :—											
Syphilis, primary ...	66	30	...	...	...	...	...	...	66 (4)	30	96 (4)
" secondary ...	31	34	...	...	...	...	...	...	31 (1)	34	65 (1)
" latent in 1st year of infection	1	14	...	...	...	...	...	...	1	14	15
" all later stages	23	31	...	...	...	...	...	...	23	31	54
" congenital ...	5	10	...	...	...	...	...	...	5	10	15
Soft Chancre ... ..	...	...	...	...	...	...	...	...	...	...	...
Gonorrhœa, 1st year of infection ...	...	...	...	...	177	105	...	...	177 (10)	105	282 (10)
" later ...	...	...	...	...	1	1	...	...	1	1	2
Non-venereal conditions	...	...	...	...	...	...	278	279	278 (16)	279	557 (16)
Conditions remaining undiagnosed at 31st December... ..	...	...	...	...	...	...	1	1	1	1	2
4. Number of cases dealt with for the first time during the year under report known to have received treatment for the same infection, or to have been under observa- tion, at other Centres or Service Hospitals, or by General Practitioners approved under Ministry of Health Circular 2226...	17	3	...	...	8	3	2	...	27 (20)	6	33 (20)
TOTALS OF ITEMS 1, 2, 3, AND 4 ...	307	301	...	...	386	198	314	322	1007 (68)	821	1828 (68)

	Syphilis		Soft Chancre		Gonorrhœa		Non-Venereal or undiagnosed conditions		TOTALS			
	M.	F.	M.	F.	M.	F.	M.	F.	M.	F.	Total.	
5. Number of cases discharged after completion of treatment and final tests of cure or after diagnosis as non-venereal ... ..	5	1	...	...	73	28	267	228	345	(18)	267	612 (18)
6. Number of cases which ceased to attend before completion of treatment and were, on first attendance, suffering from:—												
Syphilis, primary ... ..	18	4	...	...	...	...	...	...	18	(1)	4	22 (1)
" secondary ... ..	6	5	...	...	...	...	...	...	6		5	11
" latent in 1st year of infection ... ..	...	1	...	...	...	...	...	...	...		1	1
" all later stages... ..	10	8	...	...	...	...	...	...	10		8	18
" congenital ... ..	4	4	...	...	...	...	...	...	4		4	8
Soft Chancre ... ..	...	...	...	...	...	...	...	...	...		...	...
Gonorrhœa, 1st year of infection ... ..	...	...	...	...	78	18	...	...	78	(4)	18	96 (4)
" later ... ..	...	...	...	...	1	...	...	...	1		...	1
7. Number of cases which ceased to attend after completion of treatment but before final tests of cure ... ..	1	...	...	...	12	2	...	...	13		2	15
8. Number of cases transferred to other Centres or to institutions, or to care of private practitioners ... ..	25	5	...	...	28	8	9	4	62	(36)	17	79 (36)
9. Number of cases remaining under treatment or observation on 31st Dec.	238	273	...	...	194	142	38	80	470	(9)	495	965 (9)
TOTALS OF ITEMS 5, 6, 7, 8 AND 9	307	301	...	...	386	198	314	322	1007	(68)	821	1828 (68)
These totals should agree with those of Items 1, 2, 3 and 4)												
10. Number of attendances:—												
(a) for individual attention of the medical officer(s) ... ..	4981	6644	...	...	2869	1897	889	835	8739	(93)	9376	18115 (93)
(b) for intermediate treatment, e.g., irrigation, dressing ... ..	28	36	...	...	1070	2688	56	445	1154	(24)	3169	4323 (24)
TOTAL ATTENDANCES	5009	6680	...	...	3939	4585	945	1280	9893	(117)	12545	22438 (117)
1. In-patients :—												
(a) Total number of persons admitted for treatment during the year ... ..	...	...	...	...	...	...	...	...	...		...	...
(b) Aggregate number of "in-patient days" of treatment given ... ..	...	...	...	...	...	...	...	...	...		...	...



12. Number of cases of congenital syphilis in Item 3 above classified according to age periods ... ..	Under 1 year		1 and under 5 years		5 and under 15 years		15 years and over		Totals	
	M.	F.	M.	F.	M.	F.	M.	F.	M.	F.
	—	1	—	—	4	4	1	5	5	10

13. Pathological Work :— Number of specimens examined at, and by the medical officer of the Treatment Centre ... ..	Microscopical		Others for diagnosis of Venereal Disease
	for Syphilis	for Gonorrhœa	
	30	2377	...

Statement showing the services rendered at the Treatment Centre during the year, classified according to the areas in which the patients resided.

Name of County or County Borough (or Country in the case of persons residing elsewhere than in England and Wales) to be inserted in these headings. ....	Bolton	Blackburn	Bradford	Blackpool	Bury	Huddersfield	Manchester	Preston	Salford	Stockport	Wigan	Lanes. C.C.	Total
A. Number of cases from each area included under the following headings in Item 3 :—													
Syphilis ... ..	181 (5)	1	...	...	...	...	...	...	...	...	...	63	245 (5)
Soft Chancre ... ..	...	...	...	...	...	...	...	...	...	...	...	...	...
Gonorrhœa ... ..	181 (8)	...	...	...	1	...	2	...	...	...	2	98 (2)	284 (10)
Non-venereal and undiagnosed conditions	377 (12)	1	1	1	1	1	6	1	1	1	5	163 (4)	559 (16)
TOTAL ... ..	739 (25)	2	1	1	2	1	8	1	1	1	7	324 (6)	1088 (31)
B. Total number of attendances of all patients residing in each area ...	15060 (79)	18	1	27	23	3	108	20	11	2	126 (6)	7039 (32)	22438 (117)

NOTE.—Service Cases are included in the above figures and the numbers so included are shewn in brackets.



ANNUAL REPORT  
of the  
PUBLIC ANALYST AND BACTERIOLOGIST

for the year ended December 31st, 1943.

The following is the report on the work carried out in the Borough Laboratory.

SUMMARY.	Number of Samples.
Food and Drugs ... ..	536
Bacteriological Examinations of Milk ... ..	250
Analyses for the Waterworks Committee ... ..	704
Milks from Townleys Hospital ... ..	36
Cocoas from Townleys Hospital ... ..	2
Analyses for the Cleansing Committee (Feeding Meals, etc.) ... ..	4
Bacteriological Examination of Water for National Children's Home and Orphanage ... ..	1
Atmospheric Pollution... ..	1
Miscellaneous Examinations ... ..	21
	<hr/> 1,555 <hr/>

PUBLIC HEALTH COMMITTEE.

FOOD AND DRUGS.

	Total.	Genuine.	Adulterated.	Per cent Adulterated.
Milk ... ..	344	325	19	5.52
Butter ... ..	14	14	0	—
Margarine ... ..	3	3	0	—
Cheese ... ..	1	1	0	—
Lard ... ..	15	15	0	—
Coffee and Coffee Mixtures ... ..	21	21	0	—
Dried Fruits... ..	11	11	0	—
Cocoa ... ..	6	6	0	—
Cereals ... ..	31	31	0	—
Condiments and Spices ... ..	39	39	0	—

			Total.		Genuine.		Adulterated.		Per cent. Adulterated.
Drugs	...	...	11	...	11	...	0	...	—
Baking Powders	...	...	12	...	11	...	1	...	8·33
Egg Substitute Powders	...	...	5	...	5	...	0	...	—
Spirits	...	...	23	...	22	...	1	...	4·35
			—	...	—	...	—	...	—
			536	...	515	...	21	...	3·92
			—	...	—	...	—	...	—

## MILK.

Total examined.		Genuine.		Adulterated.
344	...	325	...	19

All the samples were examined for preservatives and colouring matter. In no case was any found.

The satisfactory quality has been maintained, the average being (exclusive of skimmed milk) for the year :—

Milk Fat.		Non-fatty Solids.		Water.
3·81%	...	8·83%	...	87·36%

Minimum limits :—Milk Fat 3·00% ; Non-fatty Solids 8·50%

## BACTERIOLOGICAL EXAMINATION OF MILK.

## PASTEURISED MILK.

No. of samples examined	...	...	...	...	14
Average Agar Count per ml.	...	...	...	...	11,700

## TUBERCULIN TESTED MILK.

No. of samples examined	...	...	...	...	23
No. of samples which satisfied methylene blue test...	...	...	...	...	20
No. of samples containing B. Coli in 1/100th ml.	...	...	...	...	2

The three samples which did not satisfy the methylene blue test decolourised the methylene blue in 4, 5, 5½ hours respectively.



## ACCREDITED MILK.

No. of samples examined	...	...	...	...	178
No. of samples which satisfied methylene blue test	...	...	...	...	177
No. of samples containing B. Coli in 1/100th ml.	...	...	...	...	10

The sample which did not satisfy the methylene blue test decolourised the methylene blue in  $4\frac{1}{2}$  hours.

## VENDED MILK.

No. of samples examined	...	...	...	...	14
No. of samples which satisfied methylene blue test	...	...	...	...	14
No. of samples containing B. Coli in 1/100th ml.	...	...	...	...	3

## STERILIZED MILK.

No. of samples examined	...	...	...	...	1
Agar Count per ml.	...	...	...	...	900
No. of samples containing B. Coli in 1/100th ml.	...	...	...	...	0

In addition to the above samples, 20 samples were examined to test the efficiency of a pasteurization plant.

## MISCELLANEOUS EXAMINATIONS.

1 Charcoal	1 Water for Bacteriological Examination
1 Tea	1 Rice
1 Milk Curd	1 Deposit from field drain
5 Bath Waters	4 Churn and Bottle washings
1 Jam	5 Milk Bottles

## EXAMINATIONS FOR THE WATERWORKS COMMITTEE.

Routine water examinations	...	...	...	...	704
----------------------------	-----	-----	-----	-----	-----

Of the above 704 samples, 218 were filtered waters sampled at the Filter Stations. These gave the following results:—

AGAR COUNT (Total No. of organisms of all types per ml. growing on Agar at 37° C.):

Average Agar Count per ml.	...	...	...	...	3
----------------------------	-----	-----	-----	-----	---

## B. COLI.

Standards adopted for filtered water at filter stations :—

Number of B. Coli per 100 mls.

0 Good.

1—2 Tolerable.

2—4 Unsatisfactory.

Above 4 Bad.

No. of samples with 0 Typical B. Coli per 100 mls. ... 217 or 99·54%

No. of samples with 1 Typical B. Coli per 100 mls. ... 1 or 0·46%

## C1 WELCHII.

Negative in 50 mls. ... .. 218 or 100·00%




# Meteorological Summary, 1943

(Compiled at Queen's Park Observatory by E. HENDY, F.R.Met.S.).

1943	Barometer "	Mean Relative Humidity %	Mean of Maximum and Minimum Tempera- ture °	Absolute extremes of Temperature			Sunshine		Total Rainfall "
				Highest °	Date	Lowest °	Date	Total Amount in one day hours	
January...	29.642	91.6	40.00	52.7	31	23.4	8	19.1	6.000
February...	30.149	87.6	41.80	52.1	1, 24	25.7	8	54.5	2.858
March...	30.119	89.4	42.10	55.9	18	27.0	15	101.7	1.302
April...	30.071	80.9	48.49	66.9	16	29.6	8	143.5	2.680
May...	30.044	72.6	51.61	71.6	19	31.4	10	227.2	3.273
June...	30.062	74.5	55.67	78.9	29	42.5	17	190.5	4.237
July...	30.013	76.7	58.47	87.2	31	42.1	8, 10	224.7	2.987
August...	29.843	71.0	57.84	74.5	17	60.2	7	114.8	6.727
September...	29.969	80.0	54.28	68.5	5, 13	33.8	27	100.4	5.737
October...	29.914	84.0	50.03	62.8	10	33.8	14	67.0	3.922
November...	30.024	85.0	42.72	57.1	3	28.7	17	46.5	4.647
December...	30.142	91.6	38.08	49.1	26	21.5	14	17.8	3.257
Totals...	359.992	984.9	581.09					1307.7	47.627
Averages...	29.999	82.1	48.43					109.0	3.969

Rainfall. Average 1887—1943 = 42.537"





County

Borough



of Bolton.

---

EDUCATION COMMITTEE.

---

# ANNUAL REPORT

OF THE

## School Medical Officer

FOR THE YEAR 1943.

R. M. GALLOWAY, M.D., D.P.H.

School Medical Officer and Medical Officer of Health.

---

BOLTON:

HOPKINS & SONS, "CENTRAL PRESS," CENTRAL STREET.

1945.

C6944.

3

County

of Bolton



Bolton

EDUCATION COMMITTEE

# ANNUAL REPORT

OF THE

## School Medical Officer

FOR THE YEAR 1902

R. M. GALLOWAY, M.D., D.P.H.  
School Medical Officer and Medical Officer of Health

BOLTON :

HEWSON & SONS, "CENTRAL BUILDINGS," CENTRAL STREET.

1902

CL



Public Health Department,  
BOLTON.

1st May, 1944.

To the Chairman and Members of the Medical Inspection  
Sub-Committee of the Bolton Education Committee.

The School Medical Officer begs to submit the Annual Report on the work of the School Medical Department for the year 1943. In accordance with instructions the scope of the report is greatly reduced but the more important tables are reproduced to preserve the continuity of annual returns.

#### MALNUTRITION.

The school population does not appear to have suffered physically during the year, and there has been no increase in malnutrition in the entrants and the leavers. There has been no routine medical examination of intermediates, but it can be assumed that they too show no increase in malnutrition. School meals have contributed to the physical well-being of the children. During the year, 284,934 free meals and 528,649 paid meals were provided.

#### UNCLEANLINESS.

The Cleansing Station was transferred in February, 1942, from Rothwell Street Wash-houses to premises in Kingsgate, and re-named the "Municipal Medical Baths." Two whole-time women attendants and a part-time male attendant are employed. Verminous conditions of the head are treated on three afternoon sessions weekly.

The aim of the Cleanliness Scheme, which has been carried out during 1943, has been threefold :—

The first aim is to instruct the parents in the methods of preventing verminous conditions and of treating verminous conditions when they occur. This is done by making as many personal contacts with parents as possible, by issuing free the special disinfecting hair lotion and by the sale of steel nit combs, which have been difficult to obtain in the shops. Over 800 combs have been bought by parents. There

1st May, 1944.

To the Chairman and Members of the Medical Inspection  
Sub-Committee of the Bolton Education Committee.

The School Medical Officer begs to submit the Annual Report  
on the work of the School Medical Department for the year 1943.  
In accordance with instructions the scope of the report is greatly  
reduced but the more important tables are reproduced to preserve  
the continuity of annual returns.

## MALNUTRITION.

The school population does not appear to have suffered physically  
during the year, and there has been no increase in malnutrition in the  
entrants and the leavers. There has been no routine medical examina-  
tion of intermedates, but it can be assumed that they too show no  
increase in malnutrition. School meals have contributed to the  
physical well-being of the children. During the year, 254,934 free  
meals and 622,649 paid meals were provided.

## UNCLEANLINESS.

The Changing Station was transferred in February, 1942, from  
Rothwell Street to premises in Kingsgate, and re-named  
the "Municipal Medical Baths." Two whole-time women attendants  
and a part-time male attendant are employed. Venereal conditions  
of the kind are treated on three afternoon sessions weekly.

The aim of the Changing Station Scheme, which has been carried out  
during 1943, has been twofold:—

The first aim is to instruct the parents in the methods of preventing  
venereal conditions and of treating venereal conditions when they  
occur. This is done by making as many personal contacts with  
parents as possible, by issuing free the special disinfecting bath lotion  
and by the use of steel nit candles which have been difficult to obtain  
in the shops. Over 800 candles have been bought by parents. There



is genuine ignorance on the part of some mothers as to the methods of dealing with head lice. As far as possible cases cleansed by the attendant at the Municipal Baths are restricted to motherless children or to those parents specially harassed by war conditions. Two hundred and forty-nine children were treated for verminous conditions at the Municipal Medical Baths during 1943.

The second aim of the scheme is to persist in the examination of the children in one school until the nurse is satisfied that every child is completely free from nits and vermin. This is effected by the re-inspection of the school at weekly intervals and the exclusion of children with slight infestation who have shown no improvement since the previous inspection. Contact is thus made with parents of large numbers of children who were never heavily enough infested to be excluded from school under the old scheme, but whose heads were rarely completely free from nits. Large numbers of notices were previously sent to these parents with little if any results.

The third aim is to deal with careless parents whose children were formerly found verminous on every inspection. These children were excluded, cleaned up, and usually allowed to relapse. Such cases are now dealt with by the Special Officer of the Education Committee. The fact that less than 8% of the children excluded have been dealt with more than twice in the year shows that improvement has been made.

The general opinion of the nursing staff is that the standard of cleanliness during the year has substantially improved, although there is still a small section of parents who think lightly of vermin infestation.

### SCABIES.

There has been a substantial increase in scabies. Five morning sessions and one afternoon are now allotted to the treatment of scabies each week in the Municipal Medical Baths. Special evening sessions are arranged for adult male members of the families. The form of treatment used is the application of an emulsion of Benzyl Benzoate after a hot bath on two successive days. A hot bath only is given on the third day. Every endeavour is made to examine and, if necessary, treat the whole family. 3,548 treatments for scabies were given to 1,271 children at the Medical Baths during the year.



## DENTAL DEFECTS.

Two of the Dental Surgeons, Mr. S. J. Bray and Mr. R. B. Keighley were absent on Military Service during the whole of the year, and Miss Wignall was the only remaining member of the permanent staff. From January to March, Mr. Bray and Mr. Keighley were replaced by Dr. A. Kraus and Mr. Donald Davies. Mr. Davies left for Military Service in March and no successor was found for him. Dr. Kraus left in August. He was replaced in October by Miss R. E. Byrne. The changes in the Dental Staff and the reduction in the number of dentists to two has seriously interfered with the work of the Dental Department.

Of 7,656 children inspected by the dental surgeons in routine and special inspections, 5,013 were found to require treatment and 2,975 received treatment.

The actual figures for the work carried out are as follows:—

ROUTINE CASES—					Total.
No. of cases treated	..	..	..	..	1,460
No. of attendances	..	..	..	..	3,030
No. of temporary teeth extracted	..	..	..	..	2,494
No. of permanent teeth extracted	..	..	..	..	394
No. of temporary teeth filled	..	..	..	..	256
No. of permanent teeth filled	..	..	..	..	1,398
No. of general anæsthetics administered	..	..	..	..	524
CASUAL CASES—					
No. of cases treated	..	..	..	..	1,515
No. of attendances	..	..	..	..	2,963
No. of temporary teeth extracted	..	..	..	..	2,170
No. of permanent teeth extracted	..	..	..	..	604
No. of temporary teeth filled	..	..	..	..	47
No. of permanent teeth filled	..	..	..	..	258
No. of general anæsthetics administered	..	..	..	..	491

## INFECTIOUS DISEASE.

No schools were closed during 1943 on account of infectious disease, but certificates that reduced attendance might reasonably be attributed to the prevalence of epidemic disease were issued on 2 occasions for influenza and general sickness.



The Ministry of Health with the co-operation of the Board of Education continued a general campaign for the immunisation of children against diphtheria. The Bolton Education Committee agreed to their Medical Officers devoting as much time as necessary to this object. The Medical Officers immunised the children in the schools. The response of parents to various appeals was reasonably good and approximately 1,572 children between 5 and 15 years and 1,840 children under 5 years were immunised during the year.

### BLIND, DEAF, DEFECTIVE AND EPILEPTIC CHILDREN.

During the year 1943, 7 children were notified to the Mental Deficiency Act Committee of the Lancashire Mental Hospitals Board.

#### Flash Street Special School.

			Boys.	Girls.
No. of children on the roll, December, 1943	..	..	49	34
No. of children admitted during 1943	..	..	10	7
No. of children discharged during 1943	..	..	7	8

#### The Thomasson Memorial School.

			Blind Dept.
No. of children on the roll, December, 1943	..	..	57
			Deaf Dept.
No. of children on the roll, December, 1943	..	..	33

#### Bolton Area.

	Blind. (including partially sighted).		Deaf. (including partially deaf).	
	Boys.	Girls.	Boys.	Girls.
No. of children admitted during 1943	5	—	3	1
No. of children discharged during 1943	1	—	2	—

#### Outside Areas.

	Blind. (including partially sighted).		Deaf. (including partially deaf).	
	Boys.	Girls.	Boys.	Girls.
No. of children admitted during 1943	6	4	2	—
No. of children discharged during 1943	3	5	3	—

**LOSTOCK OPEN AIR SCHOOL.**

The following are the relevant figures for 1943 :—

	Boys.	Girls.
No. of children admitted during the year (New cases) .. .. .	96	92
No. of children on the roll, December, 1942, and re-admitted January, 1943 .. ..	33	39
<b>Total</b> ..	<b>129</b>	<b>131</b>
No. of children discharged during the year by the Medical Officer .. .. .	41	34
No. of children withdrawn by parents ..	34	59
No. of children excluded .. .. .	3	1
No. of children attaining the age of 14 years	—	1
No. of children removed out of town ..	2	2
No. of children in residence, December, 1943	55	53

**NURSERY SCHOOLS.**

The following are the relevant figures for 1943 :—

**KAY STREET NURSERY SCHOOL :**

No. of children on the roll, December, 1943 ..	116
No. of children admitted during 1943 .. ..	99
No. of children transferred to elementary schools ..	40
No. of children removed by parents .. .. .	58

**PIKES LANE NURSERY SCHOOL :**

No. of children on the roll, December, 1943 ..	115
No. of children admitted during 1943 .. ..	70
No. of children transferred to elementary schools ..	40
No. of children removed by parents .. .. .	20

**Employment of Children and Young Persons.**

Four hundred and sixty-five children were examined during 1943 for employment outside school hours in accordance with the Bye-laws made under the Children and Young Persons Act, 1933. Certificates were granted in 405 cases. The corresponding number in 1942 was 392.

Seventeen children who had made application for Juvenile Performers' Licences under the Employment of Children in Entertainments Rules, 1933, were examined and licences were granted in each case or the original ones renewed.



## REMEDIAL SPEECH TRAINING CENTRE.

Total number of cases receiving treatment :—

					Boys.	Girls.
Stammer	..	..	..	..	70	20
Cleft palate	..	..	..	..	7	7
Aphasia ..	..	..	..	..	4	6
Other defects	..	..	..	..	206	170
					<hr/>	<hr/>
					287	203
					<hr/>	<hr/>

Twelve cases from outside areas received treatment.

## CHILDREN UNABLE TO ATTEND SCHOOL THROUGH PHYSICAL DISABILITIES.

The arrangements under this heading remain the same as last year.

During the year, 19 children have been on the books of the teachers, and altogether, 1,326 hours of actual instruction have been given to these children.

## REMAND HOMES.

(a) GIRLS. Seventy-two girls were admitted to the Girls' Remand Home. Special examinations were required into the mental condition of 6 girls. Nine girls were found to have gonorrhoea, 3 syphilis and 1 girl was found to be pregnant. The routine medical examination of girls immediately after admission and before discharge was carried out as usual.

(b) BOYS. The Townleys House Remand Home for Boys was opened on March 5th, 1942, and has now been approved to accommodate 29 boys. 120 boys were medically examined on admission, and 131 on discharge. During the year 303 boys were medically examined by the doctor. Special examinations were required into the mental ability of 25 boys. Twenty-one boys were found to be suffering from scabies on admission. Altogether, 154 visits were made by the boys to Flash Street School Clinic for treatment.

## STATISTICAL TABLES.

These Tables are appended.

MEDICAL INSPECTION RETURNS, 1943.

### A.—ROUTINE MEDICAL INSPECTIONS.

Entrants	..	..	..	..	..	..	1,930
Second Age Group	..	..	..	..	..	..	—
Third Age Group	..	..	..	..	..	..	1,485
							<hr/>
Total	..	..	..	..	..	..	3,415
Number of other Routine Inspections					..	..	469
							<hr/>
Grand Total					..	..	3,884

Number of Special Inspections	..	..	..	7,068
Number of Re-inspections	..	..	..	8,646
Total	..	..	..	15,714



## COUNTY BOROUGH OF BOLTON.

Table II.

## A.—RETURN OF DEFECTS FOUND BY MEDICAL INSPECTION IN THE YEAR ENDED 31st DECEMBER, 1943.

DEFECT OR DISEASE.		ROUTINE INSPECTIONS.		SPECIAL INSPECTIONS.	
		No. of Defects.		No. of Defects.	
		Requiring treatment.	Requiring to be kept under observation but not requiring treatment.	Requiring treatment.	Requiring to be kept under observation but not requiring treatment.
(1)		(2)	(3)	(4)	(5)
Skin	Ringworm				
	(1) Scalp .. ..	—	—	13	2
	(2) Body .. ..	—	—	11	—
	(3) Scabies .. ..	34	—	388	—
	(4) Impetigo .. ..	6	—	133	—
	(5) Other Diseases (Non-Tuberculous)	59	58	344	34
	TOTAL (Heads 1 to 5) ..	99	58	889	36
Eye	(6) Blepharitis ..	11	—	16	—
	(7) Conjunctivitis ..	—	—	11	—
	(8) Keratitis .. ..	—	—	—	—
	(9) Corneal Opacities ..	1	1	—	—
	(10) Other Conditions (excluding Defective Vision and Squint)	3	3	26	3
	TOTAL (Heads 6 to 10) ..	15	4	53	3
Ear	(11) Defective Vision (excluding Squint)	216	131	33	1
	(12) Squint .. ..	43	9	16	—
	(13) Defective Hearing ..	44	6	61	16
	(14) Otitis Media .. ..	20	2	164	2
	(15) Other Ear Diseases ..	5	10	147	9
	(16) Chronic Tonsillitis only .. ..	59	137	70	97
Nose and Throat	(17) Adenoids only ..	1	6	13	13
	(18) Chronic Tonsillitis and Adenoids ..	157	128	388	19
	(19) Other Conditions ..	7	12	156	35

## Return of Defects found by Medical Inspection.—(Continued.)

DEFECT OR DISEASE.	ROUTINE INSPECTIONS.		SPECIAL INSPECTIONS.	
	No. of Defects.		No. of Defects.	
	Requiring treatment.	Requiring to be kept under observation but not requiring treatment.	Requiring treatment.	Requiring to be kept under observation but not requiring treatment.
(1)	(2)	(3)	(4)	(5)
(20) Enlarged Cervical Glands (Non-Tuberculous) ..	6	34	19	1
(21) Defective Speech ..	12	12	16	3
Heart and Circulation { Heart Disease :				
(22) Organic ..	5	1	14	4
(23) Functional ..	6	42	6	3
(24) Anæmia ..	6	—	33	5
(25) Bronchitis ..	12	—	45	—
Lungs { (26) Other Non-Tuberculous Diseases	3	95	59	20
Pulmonary :—				
(27) Definite ..	—	—	—	—
(28) Suspected ..	—	—	—	—
Tuberculosis { Non-Pulmonary :—				
(29) Glands ..	2	—	3	—
(30) Bones and Joints	—	—	—	—
(31) Skin ..	—	—	—	—
(32) Other Forms ..	—	—	1	—
TOTAL (Heads 29 to 32) ..	2	—	4	—
Nervous System { (33) Epilepsy ..	4	1	5	3
(34) Chorea ..	—	—	4	1
(35) Other Conditions	—	—	16	4
Deformities { (36) Rickets ..	3	—	10	—
(37) Spinal Curvature	—	—	2	—
(38) Other Forms ..	19	4	25	3
(39) Other Defects and Diseases (excluding Defects of Nutrition, Uncleanliness and Dental Diseases) ..	14	53	441	166
Total	758	745	2,689	444



Table II.—Continued.

B. CLASSIFICATION OF THE NUTRITION OF CHILDREN INSPECTED DURING THE YEAR  
IN THE ROUTINE AGE GROUPS.

Age Groups	Number of Children Inspected	A (Excellent)		B (Normal)		C (Slightly Sub-normal)		D (Bad)	
		No.	%	No.	%	No.	%	No.	%
Entrants	1,930	164	8.44	1,581	81.91	182	9.43	3	0.15
Second Age Group	—	—	—	—	—	—	—	—	—
Third Age Group	1,485	227	15.28	1,144	77.03	112	7.54	2	0.13
Other Routine Inspections	469	38	8.10	355	75.69	74	15.77	2	0.42
TOTAL	3,884	429	11.04	3,080	79.29	368	9.47	7	0.18

Table III.

**TREATMENT TABLES.****Group I.—Minor Ailments**

(Excluding Uncleanliness, for which see Table V).

Total number of Defects treated or under treatment during the year under the Authority's Scheme	...	...	7,782
---	-----	-----	-------

**Group II.—Defective Vision and Squint.**

No. of Defects dealt with under the Authority's Scheme :—

Errors of Refraction (including squint)	...	...	612
Other defect or disease of the eyes (excluding those recorded in Group I)	...	...	18
<b>Total</b>	...	...	<b>630</b>

No. of children for whom spectacles were

(a) Prescribed	...	...	...	...	546
(b) Obtained	...	...	...	...	546

**Group III.—Treatment of Defects of Nose and Throat.**

No. of children who have

(a) Received Operative Treatment under the Authority's Scheme	...	...	568
(b) Received other forms of Treatment	...	...	160
<b>Total number Treated</b>	...	...	<b>728</b>



Table IV.—DENTAL INSPECTION AND TREATMENT.

(1) Number of Children who were :—

(a) Inspected by the Dentist

Aged :

Routine Age Groups	4 and under ..	372	Total 6,141
	5.. .. .	650	
	6.. .. .	696	
	7.. .. .	758	
	8.. .. .	701	
	9.. .. .	623	
	10.. .. .	681	
	11.. .. .	584	
	12.. .. .	492	
	13.. .. .	492	
	14 and over ..	92	
(b) Specials .. .. .			1,515
(c) TOTAL (Routine and Specials) .. .. .			7,656
(2) Number found to require treatment .. .. .			5,013
(3) Number actually treated .. .. .			2,975
(4) Attendances made by children for treatment ..			5,993
(5) Half-days devoted to	Inspection .. ..	39	Total 1,020
	Treatment .. ..	981	
(6) Fillings .. ..	Permanent teeth	1,656	Total 1,959
	Temporary teeth	303	
(7) Extractions ..	Permanent teeth	998	Total 5,662
	Temporary teeth	4,664	
(8) Administrations of general anæsthetics for extractions			1,015
(9) Other Operations..	Permanent teeth	712	Total 1,017
	Temporary teeth	305	

Table V.—UNCLEANLINESS AND VERMINOUS  
CONDITIONS.

---

(i)	Average number of visits per school made during the year by the school nurses ... ..	7
(ii)	Total number of examinations of children in the schools by school nurses ... ..	44,519
(iii)	Number of individual children found unclean ...	3,079
(iv)	Number of individual children cleansed under arrangements made by the Local Education Authority ... ..	240
(v)	Number of cases in which legal proceedings were taken :	
	(a) Under the Education Act, 1921 ...	—
	(b) Under School Attendance Byelaws ...	14

---

Table VI.

NOTE.—There are no blind or deaf children who are not at the present time receiving education for their special needs.

#### MENTALLY DEFECTIVE CHILDREN.

Total number of children notified during the year ended 31st December, 1943, by the Local Education Authority to the Local Mental Deficiency Authority, under the Mental Deficiency (Notification of Children) Regulations, 1928 ... ..	7
---	---

#### SECONDARY SCHOOLS.

##### ROUTINE MEDICAL EXAMINATIONS :—

Boys ... ..	313
Girls ... ..	483
Total ... ..	796

---



Table VII.

## SCHOOL MEDICAL AND DENTAL STAFF.

NAME OF OFFICER.	Proportion of whole time devoted to	
	School Medical Service	Public Health.
SCHOOL MEDICAL OFFICER :		
Galloway, Robert M. ... ..	10%	90%
ASSISTANT SCHOOL MEDICAL OFFICERS :		
Litt, John		
January to July, 1943 ... ..	91%	9%
August to December, 1943 ... ..	54.5%	—
(Bolton County Borough —6 sessions per week)		
(Lancashire County Council—5 do. )		
Stark, Vida J. McF. (Miss)		
Left the Staff September, 1943 ... ..	91%	9%
Parker, Jean B. (Miss)		
Commenced duties November, 1943 ... ..	91%	9%
DENTISTS :		
Bray, Stanley J., Military Service July, 1941 ... ..	100%	—
Keighley, Richard B., Military Service, January, 1943 ... ..	100%	—
Davies, Donald, Commenced duties January, 1943 ... ..	100%	—
Military Service, March, 1943 ... ..		
Wignall, Bessie (Miss)	100%	—
Kraus, Alfred—left the Staff August, 1943 ... ..	100%	—
Byrne, Rita E. (Miss)—Commenced duties October, 1943 ... ..	100%	—

## SCHOOL NURSING STAFF.

(excluding Specialist Nurses such as Orthopaedic Nurses.)

	Number of Officers	Aggregate of time given to S.M.S. work in terms of whole time officers
School Nurses... ..	14	9
District Nurses ... ..	—	—
Nursing Assistants ... ..	—	—
Dental Assistants ... ..	2	2

SCHOOL MEDICAL AND DENTAL STAFF  
 SCHOOLS  
 Table VII

Name of School	Name of Director	Name of Medical Staff	Name of Dental Staff	Proportion of whole time devoted to	
				Medical	Dental
1. ...	...	...	...	...	...
2. ...	...	...	...	...	...
3. ...	...	...	...	...	...
4. ...	...	...	...	...	...
5. ...	...	...	...	...	...
6. ...	...	...	...	...	...
7. ...	...	...	...	...	...
8. ...	...	...	...	...	...
9. ...	...	...	...	...	...
10. ...	...	...	...	...	...
11. ...	...	...	...	...	...
12. ...	...	...	...	...	...
13. ...	...	...	...	...	...
14. ...	...	...	...	...	...
15. ...	...	...	...	...	...
16. ...	...	...	...	...	...
17. ...	...	...	...	...	...
18. ...	...	...	...	...	...
19. ...	...	...	...	...	...
20. ...	...	...	...	...	...
21. ...	...	...	...	...	...
22. ...	...	...	...	...	...
23. ...	...	...	...	...	...
24. ...	...	...	...	...	...
25. ...	...	...	...	...	...
26. ...	...	...	...	...	...
27. ...	...	...	...	...	...
28. ...	...	...	...	...	...
29. ...	...	...	...	...	...
30. ...	...	...	...	...	...
31. ...	...	...	...	...	...
32. ...	...	...	...	...	...
33. ...	...	...	...	...	...
34. ...	...	...	...	...	...
35. ...	...	...	...	...	...
36. ...	...	...	...	...	...
37. ...	...	...	...	...	...
38. ...	...	...	...	...	...
39. ...	...	...	...	...	...
40. ...	...	...	...	...	...
41. ...	...	...	...	...	...
42. ...	...	...	...	...	...
43. ...	...	...	...	...	...
44. ...	...	...	...	...	...
45. ...	...	...	...	...	...
46. ...	...	...	...	...	...
47. ...	...	...	...	...	...
48. ...	...	...	...	...	...
49. ...	...	...	...	...	...
50. ...	...	...	...	...	...
51. ...	...	...	...	...	...
52. ...	...	...	...	...	...
53. ...	...	...	...	...	...
54. ...	...	...	...	...	...
55. ...	...	...	...	...	...
56. ...	...	...	...	...	...
57. ...	...	...	...	...	...
58. ...	...	...	...	...	...
59. ...	...	...	...	...	...
60. ...	...	...	...	...	...
61. ...	...	...	...	...	...
62. ...	...	...	...	...	...
63. ...	...	...	...	...	...
64. ...	...	...	...	...	...
65. ...	...	...	...	...	...
66. ...	...	...	...	...	...
67. ...	...	...	...	...	...
68. ...	...	...	...	...	...
69. ...	...	...	...	...	...
70. ...	...	...	...	...	...
71. ...	...	...	...	...	...
72. ...	...	...	...	...	...
73. ...	...	...	...	...	...
74. ...	...	...	...	...	...
75. ...	...	...	...	...	...
76. ...	...	...	...	...	...
77. ...	...	...	...	...	...
78. ...	...	...	...	...	...
79. ...	...	...	...	...	...
80. ...	...	...	...	...	...
81. ...	...	...	...	...	...
82. ...	...	...	...	...	...
83. ...	...	...	...	...	...
84. ...	...	...	...	...	...
85. ...	...	...	...	...	...
86. ...	...	...	...	...	...
87. ...	...	...	...	...	...
88. ...	...	...	...	...	...
89. ...	...	...	...	...	...
90. ...	...	...	...	...	...
91. ...	...	...	...	...	...
92. ...	...	...	...	...	...
93. ...	...	...	...	...	...
94. ...	...	...	...	...	...
95. ...	...	...	...	...	...
96. ...	...	...	...	...	...
97. ...	...	...	...	...	...
98. ...	...	...	...	...	...
99. ...	...	...	...	...	...
100. ...	...	...	...	...	...





