

**[Report 1941] / Medical Officer of Health, Bolton County Borough.**

**Contributors**

Bolton (Greater Manchester, England). County Borough Council.

**Publication/Creation**

1941

**Persistent URL**

<https://wellcomecollection.org/works/dcma2frb>

**License and attribution**


You have permission to make copies of this work under a Creative Commons, Attribution license.

This licence permits unrestricted use, distribution, and reproduction in any medium, provided the original author and source are credited. See the Legal Code for further information.

Image source should be attributed as specified in the full catalogue record. If no source is given the image should be attributed to Wellcome Collection.



Wellcome Collection  
183 Euston Road  
London NW1 2BE UK  
T +44 (0)20 7611 8722  
E [library@wellcomecollection.org](mailto:library@wellcomecollection.org)  
<https://wellcomecollection.org>



County  
Borough · of Bolton.




---

ANNUAL REPORT  
OF THE  
Medical Officer of Health  
FOR  
1941.

---

BOLTON :  
HOPKINS & SONS, CENTRAL STREET,  
1942.



Digitized by the Internet Archive  
in 2017 with funding from  
Wellcome Library

<https://archive.org/details/b28939001>



PUBLIC HEALTH DEPARTMENT,  
CIVIC CENTRE,  
BOLTON.

November, 1942.

To the Chairman and Members of the Public Health  
Committee :

LADIES AND GENTLEMEN,

I have the honour to present the Report for 1941, the seventieth Annual Report on the Health of Bolton. The scope of the Report has been greatly reduced, but there are sufficient data to make a general survey of health conditions and to estimate some of the effects of war conditions on the physical well-being of the people.

There were 221 fewer deaths and 77 more births than in 1940, figures which show that there is an improved physical fitness in the third year of war. The death-rate was actually lower and the birth-rate higher than in the years 1937 and 1938. Although the general picture is pleasing there are one or two unsatisfactory patches. There was a substantial rise in the notifications of tuberculosis, with a particular increase in men between the ages of 20 and 35. Venereal disease was much more prevalent, 391 new cases receiving treatment in the Bolton Clinics, compared with 287 new cases in the previous year. It has been necessary to increase the number of sessions in the Clinics. The growth in the incidence of venereal disease is due to more casual and promiscuous sex relationships.

A drive for the immunization of the child population against diphtheria was commenced during the year under review. After a slow start progress has been reasonably satisfactory. At the time of writing 34.7% of the children under 5 and 51.5% of the children between 5 and 15 have been immunized.

There are other activities which should be mentioned. The Corporation Day Nursery became a War-time Nursery during the year under review, and its accommodation was increased by absorbing a neighbouring house. A second War-time Nursery was opened in July, 1941, in 40, Chorley New Road. The opening of a Cleansing Station for the treatment of scabies and vermin infestation is worthy of note. The Ambulance Service, formerly operated from the Fire Station, was transferred to the Public Health Department during the year. The question of hospital regionalisation was considered by the Council in conjunction with other bodies.

I am, Ladies and Gentlemen,

Your obedient Servant,

R. M. GALLOWAY,

*Medical Officer of Health and School Medical Officer.*



## Table of Contents.

---

Summary of Statistics	...	...	...	...	...	...	...	5
Births	...	...	...	...	...	...	...	7
Deaths	...	...	...	...	...	...	...	7
Laboratory Facilities	...	...	...	...	...	...	...	11
Nursing in the Home	...	...	...	...	...	...	...	11
Hospitals—Voluntary and Public	...	...	...	...	...	...	...	12
Maternity and Child Welfare	...	...	...	...	...	...	...	15
Domiciliary Midwifery	...	...	...	...	...	...	...	15
Institutional Midwifery (Townleys Hospital and Haslam Maternity Home)	...	...	...	...	...	...	...	16
Health Visitors' Work	...	...	...	...	...	...	...	17
Day and War-time Nurseries	...	...	...	...	...	...	...	18
Closet Accommodation	...	...	...	...	...	...	...	19
Sanitary Inspection	...	...	...	...	...	...	...	19
Common Lodging-houses	...	...	...	...	...	...	...	22
Legal Proceedings	...	...	...	...	...	...	...	25
Milk and Dairies Order, 1926	...	...	...	...	...	...	...	23
Milk (Special Designations) Orders, 1936 and 1938	...	...	...	...	...	...	...	23
Meat—Carcases Inspected and Condemned	...	...	...	...	...	...	...	24
Notifiable Infectious Diseases	...	...	...	...	...	...	...	27
Deaths from Infectious Diseases	...	...	...	...	...	...	...	28
Borough Isolation Hospital—Admissions and Discharges	...	...	...	...	...	...	...	28
Cancer	...	...	...	...	...	...	...	29
Tuberculosis	...	...	...	...	...	...	...	31
Venereal Diseases...	...	...	...	...	...	...	...	35
Annual Report of the Public Analyst	...	...	...	...	...	...	...	39
Meteorological Summary...	...	...	...	...	...	...	...	44

## SUMMARY OF STATISTICS.

1941.

## COUNTY BOROUGH OF BOLTON.

Position	...	...	...	Lat. 53° 35' N., Long. 2° 27' W.
Elevation above sea level	...	...	...	230-ft. to 1,450-ft.
Geological Formation : Boulder Clay and Sand over Coal Measures.				
Rainfall (Av. 1887-1941, 42.390")	...	...	...	36.576"
Area in Acres (Land and Inland Water)	...	...	...	15,280
Population (Census 1921)	...	...	...	178,683
„ (Census 1931)	...	...	...	177,250
„ (Estimated Civilian Population, 1941)	...	...	...	160,610
Persons per acre	...	...	...	10.5
Inhabited Houses (Census 1921)	...	...	...	41,825
„ „ (Census 1931)	...	...	...	46,618
Private Families or Separate Occupiers (Census 1921)	...	...	...	42,635
„ „ „ „ (Census 1931)	...	...	...	47,706
New Houses Certified 1941	...	...	...	8
Estimated No. of Houses in the Borough at 31st December, 1941	...	...	...	53,179
Rateable Value at 31st March, 1942	...	...	...	£1,091,738
Sum represented by a Penny Rate (1941-1942)	...	...	...	£4,287 3s. 2d.
Births	...	...	...	2,320
Birth-rate (per 1,000 of population)	...	...	...	14.4
Deaths	...	...	...	2,345
Death-rate (Crude) (per 1,000 of population)	...	...	...	14.6



*SUMMARY—Continued.*

Average Death-rate (1932-1941)	...	...	...	...	13.8
Heart and Circulation Death-rate	...	...	...	...	3.4
Cancer Death-rate...	...	...	...	...	1.7
Respiratory Death-rate	...	...	...	...	1.8
Phthisis Death-rate	...	...	...	...	.54
Epidemic Death-rate (seven chief diseases)...	...	...	...	...	.32
Infantile Mortality (Deaths under one year per 1,000 live births)	...	...	...	...	74
Diarrhœa Death-rate (Deaths under two years per 1,000 live births)	...	...	...	...	9.4
Puerperal Death-rate (per 1,000 total births)	...	...	...	...	2.8

## 126 COUNTY BOROUGHES AND GREAT TOWNS :—

Birth-rate (per 1,000 of population)	...	...	...	14.7
Death-rate (per 1,000 of population)	...	...	...	14.9
Infantile Mortality (deaths under one year per 1,000 live births)	...	...	...	71
Diarrhœa and Enteritis (under two years), Death-rate per 1,000 live births	...	...	...	7.5

## ENGLAND AND WALES :—

Birth-rate (per 1,000 of population)	...	...	...	14.2
Death-rate (per 1,000 of population)	...	...	...	12.9
Infantile Mortality (Deaths under one year per 1,000 live births)	...	...	...	59
Diarrhœa and Enteritis (under two years), Death-rate per 1,000 live births	...	...	...	5.1



## STATISTICS.

## Births.

There were 2,320 live births to Bolton residents in 1941, 1,211 being males and 1,109 females. 2,206 of these births were legitimate and 114 illegitimate. The birth-rate per 1,000 of the population was 14·4. 813 births occurred to Bolton residents in Townleys Hospital, and 308 in Haslam Maternity Home.

## Stillbirths.

The number of stillbirths in Bolton in 1941 was 116, giving a stillbirth-rate of 47·6 per 1,000 total births. The number of stillbirths per 1,000 total births in the County Boroughs of England and Wales has varied between 41 and 43 since 1931. Bolton has had a rate persistently higher than the average of the county boroughs.

## Deaths.

Bolton had 2,345 deaths (1,161 males, 1,184 females) in 1941, giving a death-rate of 14·6 per 1,000 of the population.

During the year, 710 persons, whose usual place of residence was in the area of this county borough, died outside the borough; of these, 591 died in Townleys Hospital or Fishpool Institution and 54 died in Mental Hospitals.

Non-residents who died in the area numbered 161, of whom 130 died in Bolton Royal Infirmary.

255 Bolton residents died in Bolton Royal Infirmary.

## SUMMARY OF THE PRINCIPAL CAUSES OF DEATH, 1941.

	No. of Deaths	Per cent of total Deaths
INFECTIOUS AND PARASITIC DISEASES ...	194	8·27
Whooping Cough ...	10	·42
Diphtheria ...	16	·68
Influenza ...	23	·98
Pulmonary tuberculosis ...	87	3·69
Other forms of tuberculosis ...	24	1·01
Syphilis ...	14	·59
Other infectious and parasitic diseases ...	20	·84

					No. of Deaths	Per cent. of total Deaths
CANCER AND OTHER TUMOURS	...	...	...	...	291	12.40
Cancer	...	...	...	...	280	11.87
Tumours	...	...	...	...	11	.46
RHEUMATISM, DISEASES OF NUTRITION, ETC.	...	...	...	...	56	2.38
Rheumatic fever	...	...	...	...	5	.21
Chronic rheumatism, osteo-arthritis, etc....	...	...	...	...	10	.42
Diabetes	...	...	...	...	29	1.23
Exophthalmic goitre	...	...	...	...	5	.21
Other diseases	...	...	...	...	7	.29
DISEASES OF THE BLOOD AND BLOOD FORMING ORGANS	...	...	...	...	27	1.15
Hæmorrhagic conditions	...	...	...	...	6	.25
Anæmias	...	...	...	...	20	.84
Leukæmia, aleukæmia	...	...	...	...	1	.04
DISEASES OF THE NERVOUS SYSTEM AND SENSE ORGANS	...	...	...	...	278	11.85
Meningitis	...	...	...	...	3	.12
Diseases of medulla and spinal cord	...	...	...	...	6	.25
Cerebral hæmorrhage	...	...	...	...	173	7.37
Cerebral embolism and thrombosis	...	...	...	...	49	2.08
Mental disorders and deficiency	...	...	...	...	5	.21
Epilepsy	...	...	...	...	8	.34
Other diseases	...	...	...	...	34	1.44
DISEASES OF THE CIRCULATORY SYSTEM	...	...	...	...	548	23.36
Heart diseases	...	...	...	...	513	21.87
Arterio-sclerosis	...	...	...	...	27	1.15
Other diseases	...	...	...	...	8	.34
DISEASES OF THE RESPIRATORY SYSTEM	...	...	...	...	290	12.36
Bronchitis	...	...	...	...	156	6.65
Pneumonia	...	...	...	...	95	4.05
Pleurisy	...	...	...	...	5	.21
Congestion of lungs, etc.	...	...	...	...	10	.42
Asthma	...	...	...	...	15	.63
Other diseases	...	...	...	...	9	.38



	No. of Deaths	Per cent. of total Deaths
DISEASES OF THE DIGESTIVE SYSTEM ...	124	5.28
Ulcer of the stomach or duodenum ...	15	.63
Diarrhoea and enteritis ...	31	1.32
Appendicitis ...	15	.63
Hernia and intestinal obstruction ...	27	1.15
Cirrhosis of the liver ...	7	.29
Diseases of the gall bladder and ducts ...	12	.50
Other diseases ...	17	.71
DISEASES OF THE URINARY AND GENITAL SYSTEMS...	118	5.03
Nephritis ...	83	3.53
Diseases of the prostate ...	22	.92
Other diseases ...	13	.55
THE PUERPERAL STATE ...	7	.29
DISEASES OF THE SKIN AND CELLULAR TISSUE	10	.42
CONGENITAL MALFORMATIONS ...	29	1.23
DISEASES OF EARLY INFANCY ...	58	2.47
Congenital debility ...	10	.42
Premature birth ...	37	1.57
Injury at birth ...	3	.12
Other diseases ...	8	.34
OLD AGE ...	174	7.41
DEATHS FROM VIOLENCE...	130	5.53
Suicide ...	20	.84
Accidents ...	90	3.82
Other violent deaths ...	20	.84
MISCELLANEOUS CAUSES ...	11	.46

#### Deaths from Puerperal Causes.

Maternal mortality is the number of deaths of women classed to pregnancy and child-bearing. It is expressed as the rate per 1,000 births (live and still) and is sub-divided into the deaths due to puerperal sepsis, including septic abortion, and the deaths due to all other causes arising from pregnancy and the puerperium.

There were 7 deaths from puerperal causes in 1941, giving a maternal mortality-rate of 2.87. The rate for England and Wales was 2.77.

	Deaths	BOLTON Rate per 1000 total births	ENGLAND & WALES Rate per 1000 total births
Puerperal sepsis ...	2	.82	.83
Other puerperal causes...	5	2.05	1.94
Total ...	7	2.87	2.77

In addition to the 7 deaths directly due to pregnancy and child-bearing, there were two deaths where pregnancy was a contributory cause. The deaths were assigned to (1) chronic nephritis, and (2) mitral stenosis.

#### Death-rate of Infants under One Year of Age.

The death-rate of infants is expressed as the number of deaths under one year per 1,000 live births, and is called the infantile mortality-rate. There were 172 such deaths during the year.

Bolton's infantile mortality-rate for 1941 was 74. The figure for England and Wales was 59.

Of Bolton's 2,320 live births, 2,206 were legitimate and 114 illegitimate.

The infantile mortality amongst the legitimate children was 73, and amongst the illegitimate 78.

#### Deaths under Four Weeks.

The part of the infantile mortality which occurs in the first four weeks of life is called the neo-natal mortality. There were 31.8 deaths of infants under 4 weeks per 1,000 live births.

The causes of death during the first four weeks of life were as follows :—

CAUSES OF DEATH	Under 7 days	7 and under 14 days	14 and under 21 days	21 and under 28 days	Total under 28 days
Pneumonia ...	3	1	—	—	4
Syphilis ...	—	—	—	2	2
Injury at Birth ...	3	—	—	—	3
Atelectasis ...	2	1	—	—	3
Congenital Malformations ...	12	1	—	—	13
Premature Birth ...	29	3	1	1	34
Congenital Debility...	2	—	—	2	4
Melæna Neonatorum ...	3	—	—	—	3
Jaundice ...	1	1	—	—	2
Other Causes ...	2	—	3	1	6
Totals ...	57	7	4	6	74



## GENERAL PROVISION OF HEALTH SERVICES.

## LABORATORY FACILITIES.

The local authority employs a whole-time Public Analyst. His report on the work of the department is to be found on page 41.

The pathological examinations made in the Public Analyst's Laboratory during 1941 were as follows :—

	Total	Positive	Negative	Doubtful
Sputum for <i>B. tuberculosis</i> ...	247	27	220	—
Diphtheria (Throat swabs) ...	818	96	703	18
Fever <i>B. typhosus</i> ...	1	—	1	—
Paratyphoid A ...	1	—	1	—
Paratyphoid B ...	1	1	—	—

The examinations made in the Public Health Laboratory, Manchester, were as follows :—

	Total	Positive	Negative
Milk (Inoculation test for <i>B. tuberculosis</i> )	93	4	89
Widal reaction ...	5	—	5
Swab for diphtheria ...	1	—	1
Pleural fluid for T.B. ...	1	1	—
Fæces for typhoid and dysentery ...	1	—	1
Cerebro-spinal fluid ...	3	1	2
Wassermann reaction :			
Blood ...	2,217*		
Cerebro-spinal fluid ...	38		
Kahn test ...	6		
Gonorrhœa :			
Microscopical test ...	12		
Complement fixation test ...	488		

\*Includes 780 from blood donors.

Medical Officers of the Department examined 318 sputum specimens for *B. tuberculosis*, 1,592 slides for the gonococcus, 17 slides for syphilis, 2,640 cultures for the diphtheria bacillus, 36 cerebro-spinal fluids and 58 miscellaneous specimens, in the course of routine clinical work.



## PROFESSIONAL NURSING IN THE HOME.

The Bolton District Nursing Association provides nursing in the home for all cases of illness other than certain infectious diseases and maternity nursing.

During the year, 2,295 cases were nursed, and these received a total of 80,886 visits. In addition to the general nursing, the staff gave 3,114 treatments to 1,425 first aid cases in factories and workshops. The nurses were also present at 55 operations.

The Bolton Corporation makes an annual grant of £400 to the funds of the Association. The Public Health Committee pays for any home nursing of the following diseases: puerperal pyrexia, measles, whooping cough, epidemic diarrhoea, ophthalmia neonatorum, tuberculosis and influenzal pneumonia.

## Hospitals.

### THE BOLTON ROYAL INFIRMARY.

During the year under review the number of cases admitted was 5,848, of whom approximately 28 per cent. were from outside the Borough of Bolton. In addition, 14,688 cases were dealt with as out-patients and 13,132 cases were received into the casualty department. At the end of the year there were 387 patients on the waiting list for admission.

The Edmund Potter Hospital, an auxiliary to the Bolton Royal Infirmary, has 43 beds for females. All the patients who are admitted are sent from the Bolton Royal Infirmary for convalescence. 854 patients were admitted during the year.

The Blair Convalescent Hospital, Bromley Cross, is a voluntary institution with 42 beds for male patients only. 627 cases were admitted in 1941.

## TOWNLEYS HOSPITAL.

The following statistical return relates to the year ended 31st December, 1941 :—

Total No. of admissions (including infants born in hospital) ... ..	5,196
No. of women confined in hospital ... ..	1,260
No. of live births ... ..	1,214
No. of stillbirths ... ..	83
No. of deaths among children under 4 weeks of age (born in hospital) ... ..	25
Total No. of deaths among children under 1 year ...	66
No. of maternal deaths among women admitted to hospital for confinement ... ..	9
Total No. of deaths ... ..	707
Total No. of discharges (including infants born in hospital) ... ..	4,482
No. of cases whose total stay was for the following periods :—	
(a) Under 4 weeks ... ..	3,491
(b) 4 weeks and under 13 weeks ... ..	782
(c) 13 weeks or more ... ..	209
No. of beds occupied (excluding cots in maternity wards) :—	
(a) Average during year ... ..	408
(b) Highest (19th December, 1941) ... ..	484
(c) Lowest (14th June, 1941) ... ..	375
No. of operations under general anæsthetic... ..	470
Ante-natal Clinic :—	
Total No. of expectant mothers seen ... ..	1,418
No. of attendances ... ..	7,179



**Classification of In-Patients who were Discharged from or who Died in Townleys Hospital during the year.**

DISEASE GROUPS					Children (under 16 years of age)		Men and Women	
					Dis- charged	Died	Dis- charged	Died
A.	Acute infectious disease (1)	...	...	...	28	—	10	—
B.	Influenza (2)	...	...	...	2	—	18	1
C.	Tuberculosis :							
	Pulmonary	...	...	...	—	—	17	15
	Non-pulmonary	...	...	...	—	12	6	4
D.	Malignant disease	...	...	...	—	—	37	107
E.	Rheumatism :							
	(1) Acute rheumatism (rheumatic fever) together with sub-acute rheumatism and chorea	...	...	...	10	—	23	—
	(2) Non-articular manifestations of so- called "rheumatism" (muscular rheumatism, fibrositis, lumbago and sciatica)	...	...	...	—	—	12	—
	(3) Chronic arthritis	...	...	...	—	—	15	—
F.	Venereal disease	...	...	...	4	—	6	—
G.	Puerperal pyrexia :							
	(a) Women confined in the hospital	...	...	...	—	—	19	—
	(b) Other cases	...	...	...	—	—	1	—
H.	Other diseases and accidents connected with pregnancy and childbirth	...	...	...	—	—	253	7
I.	Mental diseases :							
	(a) Senile Dementia	...	...	...	—	—	3	—
	(b) Other	...	...	...	—	—	12	—
J.	Senile decay (3)	...	...	...	—	—	84	145
K.	Accidental injury and violence (4)	...	...	...	12	—	60	—
<i>In respect of cases not included above :</i>								
L.	Disease of the Nervous System and Sense Organs	...	...	...	74	4	167	49
M.	"    "    Respiratory System	...	...	...	107	24	253	40
N.	"    "    Circulatory System	...	...	...	42	7	220	195
O.	"    "    Digestive System	...	...	...	63	21	214	21
P.	"    "    Genito-urinary System	...	...	...	25	1	131	27
Q.	"    "    Skin	...	...	...	54	—	75	—
R.	Other diseases	...	...	...	—	—	—	—
S.	Mothers and infants discharged	...	...	...				
	from Maternity Wards and not				—	—	1216	—
	included in above figures				1175	—	—	—
T.	Any persons not falling under any of the above headings	...	...	...	14	26	30	1
<b>TOTALS</b>					<b>1610</b>	<b>95</b>	<b>2872</b>	<b>612</b>

(1) Includes—with the exception of Acute Primary and Influenzal Pneumonia, Tuberculosis, Puerperal Pyrexia—all generally notifiable diseases, together with Measles, German Measles, Chickenpox, Whooping Cough and Mumps. Cases of Influenzal Pneumonia, Tuberculosis, Puerperal Pyrexia, and Acute Primary Pneumonia are recorded respectively under Groups B, C, G and M. Cases of Encephalitis Lethargica are entered under Group A if acute and under Group L if chronic.

(2) Includes Acute Influenzal Pneumonia.

(3) Confined to cases and deaths in which no more specific diagnosis was practicable.

(4) Includes suicides, attempted suicides and poisoning cases.

## MATERNITY AND CHILD WELFARE.

## Midwifery and Ante-Natal Work.

## 1—DOMICILIARY.

The following figures give a statistical summary of the work in relation to domiciliary midwifery for the year :—

- (a) Ante-natal clinics—Public Health Department (2 weekly).  
427 expectant mothers attended and made 1,272 attendances.  
145 X-ray examinations were made in the department.
- (b) Confinements conducted by midwives.  
1,062 confinements were conducted by midwives.
- (c) Confinements conducted by medical practitioners.  
In addition to the 325 cases where practitioners were called in by the midwives, the doctors conducted approximately 150 confinements.

The following table gives particulars of the domiciliary midwives' work during the year :—

No. of midwives who have practised...	...	...	32
No. of cases attended ...	...	...	1,062
Average No. of cases per midwife ...	...	...	33
No. of calls for medical aid ...	...	...	325
Per cent of cases in which medical aid was sought...	...	...	30%
No. on the register at the beginning of the year ...	...	...	31
No. who ceased to practise in Bolton ...	...	...	1
No. on the register at the end of the year ...	...	...	31

In addition to the above, the midwives attended 154 cases as maternity nurses.

The following 386 notifications were received from domiciliary midwives in accordance with the regulations of the Central Midwives Board :—

Medical assistance ...	...	...	...	...	325
Stillbirths ...	...	...	...	...	52
Artificial feeding ...	...	...	...	...	6
Death of mother or child ...	...	...	...	...	3



When a family is not eligible for maternity benefit under the National Health Insurance Acts and the family income falls below a scale approved by the Council, the Public Health Committee pay the midwife's fee for her work at a confinement. During the year 188 such fees were paid.

Home helps were provided in 244 instances. In 111 cases part of the fees were recovered.

#### MUNICIPAL MIDWIVES.

During the year, the nine midwives appointed booked 763 cases, 722 as midwifery cases and 41 as maternity cases, and they made 723 deliveries, or an average of 80 cases per midwife.

The midwives paid 16,019 ante-natal and post-natal visits to their patients during the year.

#### 2—INSTITUTIONAL MIDWIFERY.

##### (a) TOWNLEYS HOSPITAL.

Three ante-natal clinics are held weekly. During the year, 1,418 patients attended the clinic, 1,089 of which were Bolton cases.

The following particulars relate to the maternity cases admitted during 1941 from Bolton and from the county areas served. Approximately 70 per cent. of the cases were from Bolton.

1. No. of maternity beds ... ..	99
2. No. of beds, included in above, allocated to, and reserved for, expectant mothers in need of hospital treatment ... ..	27
3. No. of cases admitted ... ..	1,475
4. No. of women treated in the beds shown against item 2 ... ..	394
5. Average duration of treatment of expectant mothers in the beds shown against item 2 ...	11.1 days
6. Average duration of stay of all cases ...	16.4 days
7. No. of cases notified as *Puerperal pyrexia ...	23
*i.e., rise of temperature to 100.4° F. for 24 hours, or recurrence within that period.	
8. No. of cases of pemphigus neonatorum ...	8
9. No. of infants not entirely breast fed whilst in hospital ... ..	116



10. No. of cases of ophthalmia neonatorum	...	...	...	...	11
11. No. of maternal deaths	...	...	...	...	7
12. No. of infant deaths :—					
(a) Stillborn...	...	...	...	...	83
(b) Within 10 days of birth	...	...	...	...	21

(b) HASLAM MATERNITY HOME.

The following table gives particulars of all cases admitted to the Home in 1941 :—

No. of beds in the Home	...	...	...	...	17
No. of cases admitted	...	...	...	...	407
Average duration of stay in days	...	...	...	...	12·7
No. of cases delivered by :—					
(a) Midwives	...	...	...	...	295
(b) Doctors	...	...	...	...	107
No. of cases in which medical assistance was sought by the midwife	...	...	...	...	76
No. of cases notified as *Puerperal pyrexia...	...	...	...	...	Nil
*i.e., rise of temperature to 100·4°F. for 24 hours, or its recurrence within that period.					
No. of cases of pemphigus neonatorum	...	...	...	...	Nil
No. of infants not entirely breast fed whilst in the Home	...	...	...	...	13
No. of cases notified as ophthalmia neonatorum	...	...	...	...	2
No. of maternal deaths	...	...	...	...	1
No. of infant deaths :—					
(a) Stillborn	...	...	...	...	21
(b) Within 10 days of birth	...	...	...	...	12

DENTAL TREATMENT FOR EXPECTANT MOTHERS.

During the year, 62 expectant mothers made 251 attendances. Fifteen mothers were provided with dentures. The charge made varies in accordance with the financial circumstances of the patient.

## HEALTH VISITORS.

The following table shows the work done by the Health Visitors :—

## VISITS BY HEALTH VISITORS.

Primary birth enquiries	...	...	...	...	2,325
Visits to children, 1—5 years...	...	...	...	...	6,573
Primary visits to expectant mothers...	...	...	...	...	357
Re-visits to infants under 1 year	...	...	...	...	4,573
Re-visits to expectant mothers	...	...	...	...	279
Visits to puerperal pyrexia cases	...	...	...	...	13
Visits to ophthalmia cases	...	...	...	...	15
Stillbirth enquiries	...	...	...	...	119
Death enquiries made (under one year of age)	...	...	...	...	154
"      "      "      (maternal)	...	...	...	...	2
Visits to midwives' houses	...	...	...	...	63
Visits—Children Act	...	...	...	...	24
Miscellaneous visits	...	...	...	...	1,161
Total Visits					15,658

## DAY AND WAR-TIME NURSERIES.

During the year the Nursery in Arkwright Street was enlarged and taken over by the War-time Nurseries Committee.

Sixty-one children, mostly under 2 years of age, attended during the year.

A second war-time nursery was opened in 40, Chorley New Road for the reception of 35 children by day and 11 by night.

## MASSAGE AND ARTIFICIAL SUNLIGHT TREATMENT FOR INFANTS.

Treatment is provided for any debilitated and rickety children who are in attendance at the Child Welfare Centres. The treatments are given in the Massage and Light Clinic in the Public Health Department.



The number of massage cases treated in 1941 was 107, and these received a total of 1,916 treatments.

The number of light cases treated in 1941 was 272, and these received a total of 1,992 treatments.

### CLOSET ACCOMMODATION.

The position of Bolton as regards closet accommodation at the close of 1920 and the close of 1941 is shown in the following table :—

	Dec. 31st, 1920	Dec. 31st, 1941
Fresh water closets ...	11,062	42,747
Waste water closets ...	15,219	12,562
Pail closets ...	6,302	393
Privy middens ...	10,540	576

### SANITARY INSPECTION.

The nature and extent of the work done by the Sanitary Inspectors is shown in the following statement :—

#### INSPECTIONS.

Complaints investigated	...	...	...	812
Closet conversions	...	...	...	33
Drains ...	...	...	...	371
Caravans	...	...	...	26
Keeping of animals	...	...	...	38
Rat infested premises	...	...	...	1,264
Newly infected houses...	...	...	...	852
Water supplies ...	...	...	...	71
Smoke observations	...	...	...	17
Common lodging-houses	...	...	...	77
Houses let in lodgings	...	...	...	54
Factories with mechanical power	...	...	...	880
Factories without mechanical power...	...	...	...	165
Workplaces ...	...	...	...	51
Outworkers' premises	...	...	...	18
Offensive trades premises	...	...	...	220
Butchers' shops and stores	...	...	...	1,621
Slaughterhouses	...	...	...	1,239

Bakehouses	...	...	...	...	...	937
Fish friers' premises	...	...	...	...	...	581
Premises where food is prepared	...	...	...	...	...	3,039
Dairies, cowsheds and milkshops	...	...	...	...	...	739
Markets	...	...	...	...	...	556
Shops (Shops Act)	...	...	...	...	...	727
Theatres, cinemas, etc.	...	...	...	...	...	27
Revisits	...	...	...	...	...	4,389
Miscellaneous	...	...	...	...	...	8,306
Houses inspected under Public Health Acts	...	...	...	...	...	1,374
Houses inspected under Housing Acts	...	...	...	...	...	108
Re-inspections under Public Health Acts	...	...	...	...	...	1,111
Re-inspections under Housing Acts	...	...	...	...	...	580

## ACTION TAKEN.

Verbal notices	...	...	...	...	...	1,186
Informal notices served or letters written	...	...	...	...	...	1,209
Legal notices served	...	...	...	...	...	183

## RESULT OF ACTION.

## DWELLINGS.

Floors relaid or repaired	...	...	...	...	...	168
Walls and ceilings repaired	...	...	...	...	...	845
Dampness of walls remedied	...	...	...	...	...	264
Roofs repaired	...	...	...	...	...	236
Spouting repaired	...	...	...	...	...	216
Additional windows provided	...	...	...	...	...	46
Windows repaired or made to open	...	...	...	...	...	240
Pantries provided	...	...	...	...	...	21
Sinks provided	...	...	...	...	...	51
Houses re-decorated	...	...	...	...	...	98
Verminous houses disinfested	...	...	...	...	...	20



## DRAINAGE, CLOSETS, ASHPITS, ETC.

Drains cleansed from obstruction	...	...	...	237
Drains and intercepting chambers provided			...	24
Drains re-laid, repaired or trapped	...	...	...	104
Drains disconnected from sewer	...	...	...	14
Yards drained, paved or repaired	...	...	...	56
Additional W.C's provided	...	...	...	68
W.C's reconstructed or repaired	...	...	...	155
New pedestals provided	...	...	...	49
Flushing cisterns provided or repaired			...	54
Privies and pail closets converted	...	...	...	5
Waste water closets converted	...	...	...	38
Ashpits abolished	...	...	...	307*
Dustbins provided	...	...	...	678

\*Includes ashpits abolished incidental to the erection of domestic air raid shelters.

## VARIOUS.

Smoke nuisances abated	...	...	...	2
Nuisances from animals abated	...	...	...	7
Offensive accumulations removed	...	...	...	40
Improvements in factories, shops and food premises	...	...	...	203
Cowshed improvements	...	...	...	3
Dairy improvements	...	...	...	11
Miscellaneous	...	...	...	749
				<hr/> 5,009 <hr/>

## DISINFECTIONS.

Houses disinfected	...	...	...	...	1,023
Articles disinfected	...	...	...	...	4,042
Articles destroyed	...	...	...	...	190



## PLACES UNDER INSPECTION.

Common lodging-houses	...	...	...	...	9
Houses let in lodgings	...	...	...	...	113
Factories without mechanical power...	...	...	...	...	207
Factories with mechanical power	...	...	...	...	847
Factory chimneys	...	...	...	...	259
Bakehouses	...	...	...	...	392
Fish friers' premises	...	...	...	...	180
Premises where food is prepared	...	...	...	...	323
Outworkers' premises	...	...	...	...	17
Offensive trades	...	...	...	...	22
Slaughterhouses (in actual use)	...	...	...	...	4
Cowsheds	...	...	...	...	262
Milk shops	...	...	...	...	687
Theatres, cinemas, etc.	...	...	...	...	30
Public sanitary conveniences	...	...	...	...	31
Travelling vans...	...	...	...	...	31

## Common Lodging-houses.

During the year one lodging-house was refused re-registration on grounds of unfitness. The keeper failed to close the premises and proceedings were instituted under Section 236 of the Public Health Act, 1936; after an adjournment the house was closed and the summons withdrawn.

The number of registered common lodging-houses in Bolton at the end of the year was 9. Eight of these are used by males only and accommodate a total of 431 men. The other is used exclusively by women and accommodates 40.

## LEGAL PROCEEDINGS DURING 1941.

DATE	OFFENCE	RESULT
4/ 4/41	FOOD & DRUGS ACT, 1938, SEC. 3 : Selling milk not of the nature, substance or quality demanded.	Fined £5/0/0.
1/ 5/41	PUBLIC HEALTH ACT, 1936, SEC. 236: Keeping a common lodging-house without registration.	Withdrawn after adjournment. Lodging-house closed.
6/ 5/41	FOOD & DRUGS ACT, 1938, SEC. 3 : Selling milk not of the nature, substance or quality demanded.	Fined £2/0/0.
6/ 5/41	MILK & DAIRIES ORDER, 1926, ART. 21 : Failing to cleanse milk bottles.	Fined £10/0/0.
5/ 6/41	FOOD & DRUGS ACT, 1938, SEC. 9 : Selling two fowls which were unfit for human consumption.	Fined £20/0/0.
8/ 8/41	TUBERCULOSIS ORDER, 1938 : Failing to give notice of a cow showing clinical signs of tuberculosis.	Fined £5/0/0.
21/ 8/41	FOOD & DRUGS ACT, 1938, SEC. 38 (1): Selling horseflesh from a shop not properly labelled.	Fined £1/0/0.
21/ 8/41	do.	Fined £1/0/0.
21/ 8/41	do.	Fined £1/0/0.



Legal Proceedings during 1941—*continued*.

DATE	OFFENCE	RESULT
21/ 8/41	FOOD & DRUGS ACT, 1938, SEC. 38 (1): Selling horseflesh from a shop not properly labelled.	Fined £1/0/0.
21/ 8/41	do.	Fined £1/0/0.
21/ 8/41	do.	Fined £1/0/0.
21/ 8/41	FOOD & DRUGS ACT, 1938, SEC. 38 (2): Supplying horseflesh in a compound article not ordinarily made of horseflesh.	Fined £5/0/0.
21/ 8/41	do.	Fined £5/0/0.
21/ 8/41	do.	Fined £2/10/0.
21/ 8/41	do.	Fined £5/0/0.
21/ 8/41	do.	Fined £5/0/0.
21/ 8/41	do.	Fined £4/0/0.
21/ 8/41	SAUSAGES (MAXIMUM PRICES) ORDER 1941, ART. 3: Selling sausages having a meat content of less than 30%	Fined £25/0/0.

Legal Proceedings during 1941—*continued*:

DATE	OFFENCE	RESULT
21/ 8/41	SAUSAGES (MAXIMUM PRICES) ORDER, 1941, ART. 4: Selling sausages not properly labelled.	Fined £5/0/0.
9/ 9/41	TUBERCULOSIS ORDER, 1938: Failing to give notice of a cow show- ing clinical signs of tuberculosis.	Fined £5/0/0.



## INSPECTION AND SUPERVISION OF FOOD.

## MILK.

## The Milk and Dairies Order, 1926.

Cowkeepers	on register, December, 1940...	...	...	110
„	added to register during 1941	...	...	3
„	discontinued during 1941	...	...	3
„	on register, December, 1941	...	...	110
Cowsheds	on register, December, 1940	...	...	259
„	added to register during 1941	...	...	7
„	discontinued during 1941	...	...	4
„	on register, December, 1941	...	...	262
Number of cows provided for in the cowsheds	...	...	2,959	
Average number of cows kept during the year	...	...	2,813	
Number of dairies and premises of milk purveyors	...	...	780	

## Milk (Special Designations) Orders, 1936 and 1938.

The following licences were granted under these Orders during 1941 :—

Producer's licence to use the designation " Tuberculin Tested "	...	...	...	...	...	2
Supplementary licence to use the designation " Tuberculin Tested "	...	...	...	...	...	1
Dealer's licence to use the designation " Tuberculin Tested "	...	...	...	...	...	1
Producer's licence to use the designation " Accredited "	...	...	...	...	...	15
Supplementary licence to use the designation " Accredited "	...	...	...	...	...	4
Dealer's licence to use the designation " Pasteurised "	...	...	...	...	...	1
(Licence in respect of a Pasteurising establishment).	...	...	...	...	...	
Supplementary licence to use the designation " Pasteurised "	...	...	...	...	...	2

## MEAT.

The following table shows the number of animals slaughtered and inspected at the public abattoirs and private slaughterhouses in the Borough, with the diseased conditions grouped under two heads :—

- (1) Carcases affected with disease other than tuberculosis; and
- (2) Carcases found to be affected with tuberculosis only.

## Carcases Inspected and Condemned.

	Cattle excluding Cows	Cows	Calves	Sheep and Lambs	Pigs
Total number killed and inspected ...	3,325	4,290	3,001	26,055	5,183
<b>All Diseases except Tuberculosis :</b>					
Whole carcases condemned... ..	—	37	34	36	2
Carcases of which some part or organ was condemned ...	282	1,018	1	452	18
Percentage of the number inspected affected with disease other than tuber- culosis ... ..	8.48	24.59	1.16	1.87	.38
<b>Tuberculosis only :</b>					
Whole carcases condemned... ..	2	162	3	—	9
Carcases of which some part or organ was condemned ...	76	1,064	—	—	132
Percentage of the number inspected affected with tuber- culosis ... ..	2.34	28.57	.09	—	2.72



## NOTIFIABLE INFECTIOUS DISEASES.

## PREVALENCE AND MORTALITY.

Below are shown the number of cases of notifiable diseases notified in Bolton in 1941 and the number of deaths resulting from each of these notifiable diseases.

## NOTIFIABLE DISEASES (OTHER THAN TUBERCULOSIS) DURING THE YEAR 1941.

Disease.					Total Cases Notified.	Total Deaths.
Smallpox	...	...	...	...	—	—
Scarlet Fever	...	...	...	...	537	1
Diphtheria	...	...	...	...	249	16
Enteric Fever (including Paratyphoid)	...	...	...	...	6	—
Relapsing Fever (Undulant)	...	...	...	...	—	—
*Pneumonia	...	...	...	...	168	95
Puerperal Pyrexia	...	...	...	...	8	2
Cerebro-spinal Fever	...	...	...	...	42	6
Acute Poliomyelitis	...	...	...	...	2	1
Acute Polioencephalitis	...	...	...	...	—	1
Encephalitis Lethargica	...	...	...	...	—	1
Dysentery	...	...	...	...	1	3
Ophthalmia Neonatorum	...	...	...	...	10	—
Erysipelas	...	...	...	...	52	—
Malaria	...	...	...	...	—	—
Measles	...	...	...	...	499	3
Whooping Cough	...	...	...	...	590	10

\*The cases notified are Acute Primary and Acute Influenzal, but the deaths include all forms of Pneumonia.

## Deaths from Infectious Diseases.

The deaths in Bolton attributed to the various epidemic diseases are shown in the following table for the years 1932 to 1941 :—

## CAUSES OF DEATH FROM EPIDEMIC DISEASES.

	1932	1933	1934	1935	1936	1937	1938	1939	1940	1941
Smallpox ... ..	—	—	—	—	—	—	—	—	—	—
Scarlet Fever ... ..	1	10	2	3	1	—	3	1	—	1
Diphtheria and Memb. Croup ... ..	3	6	11	5	4	23	22	11	17	16
Enteric Fever ... ..	—	—	—	—	—	1	1	—	1	—
Measles... ..	9	14	12	6	9	4	10	3	8	3
Whooping Cough ... ..	11	9	2	13	8	14	1	4	5	10
Diarrhœa and Enteritis under 2 years of age	12	17	10	9	8	4	3	14	10	22
Erysipelas ... ..	3	7	10	5	6	5	1	1	—	—
Puerperal Sepsis ... ..	3	5	1	7	1	2	4	3	4	2
Cerebro-spinal Fever ... ..	5	3	2	1	2	2	1	6	1	6
Encephalitis Lethargica	3	2	5	5	7	4	7	4	4	1
Influenza ... ..	46	165	27	55	35	104	24	42	86	23

## BOROUGH ISOLATION HOSPITAL—ADMISSIONS AND DISCHARGES.

No. of Patients.	No. of Patients suffering from the following Diseases :					Total.
	Scarlet Fever.	Diphtheria.	Pulmonary Tuberculosis.	Other Tuberculous Diseases.	Other Diseases.	
Remaining, Dec. 31st, 1940 ... ..	29	25	—	—	2	56
Admitted in 1941 ... ..	377	261	58	3	98	797
Total No. treated, 1941	406	286	58	3	100	853
Discharged in 1941 ... ..	362	236	31	—	83	712
Died in 1941 ... ..	2	17	9	2	11	41
Remaining, Dec. 31st, 1941 ... ..	42	33	18	1	6	100



## DEATHS FROM CANCER, 1941.

The following table shows the age and sex distribution of all persons who were certified as having died of cancer in Bolton in 1941. The table shows also the localization of the disease.

LESION	SEX		AGE																			
			0 to 5	5 to 10	10 to 15	15 to 20	20 to 25	25 to 30	30 to 35	35 to 40	40 to 45	45 to 50	50 to 55	55 to 60	60 to 65	65 to 70	70 to 75	75 to 80	80 to 85	85 and up		
	M.	F.																				
BUCCAL CAVITY : Lip ... ..	1																1					
Pharynx ... ..	5												1		1	3						
		1													1							
Tongue ... ..	3														2	1						
Other Sites ... ..	9									1			1		2	2	1	2				
TOTAL—BUCCAL CAVITY	18									1			2		5	7	1	2				
		1													1							
DIGESTIVE ORGANS : Æsophagus ... ..	3										1				1	1						
		3										1			2							
Stomach ... ..	33						1			2	2	2	4	12	4	4	1	1				
		38					1			1	3	3	5	8	5	7	2	3				
Intestines ... ..	15						1	1		1		1		4	5		2					
		18								2	1	1	4	4	1	4	1					
Rectum ... ..	16						1			1	1		2	3	7	1						
		10						1					2	2	2	1	1		1			
Liver ... ..	3															1			2			
		6						1			1	1		1	1	1						
Pancreas ... ..	2															2						
		1														1						
TOTAL—DIGESTIVE ORGANS :	72						3	1		4	4	3	6	19	20	6	3	3				
		76					1	2		3	5	6	11	15	12	13	4	3	1			

DEATHS FROM CANCER, 1941.—*continued.*

## AGE AND SEX DISTRIBUTION AND LOCALIZATION OF DISEASE.

LESION	SEX		AGE																			
			0 to 5	5 to 10	10 to 15	15 to 20	20 to 25	25 to 30	30 to 35	35 to 40	40 to 45	45 to 50	50 to 55	55 to 60	60 to 65	65 to 70	70 to 75	75 to 80	80 to 85	85 and up	pwds	
	M.	F.																				
RESPIRATORY ORGANS :	3											1			1	1						
Larynx ... ..		1															1					
Lungs ... ..	13											1	2	1	6		2	1				
		5					1							1	2	1						
TOTAL—RESPIRATORY ORGANS	16											2	2	1	7	1	2	1				
		6					1							1	2	1	1					
FEMALE GENITAL ORGANS :																						
Uterus ... ..		22							1		4	6	2	3	1	3	1	1				
Ovary ... ..		3													1	1	1					
TOTAL—FEMALE GENITAL		25							1		4	6	2	4	2	4	1	1				
BREAST ... ..																						
		36					1	2			1	5	5	8	5	5	4					
MALE GENITO-URINARY																						
Scrotum ... ..	1														1							
Prostate ... ..	6															2	1	3				
TOTAL—MALE GENITO-URINARY ORGANS	7														1	2	1	3				
URINARY ORGANS ... ..	8									1			3	1	2	1						
		1														1						
SKIN ... ..	2												1				1					
OTHER OR UNSPECIFIED ORGANS ... ..	8						1							1	1		3	2				
		4								1		1		1			1					
TOTAL—MALES ... ..	131						4	1		6	6	6	13	29	30	21	10	5				
TOTAL—FEMALES ... ..		149					3	4	1	4	10	18	19	30	22	23	10	4	1			
TOTAL—BOTH SEXES ... ..	280						7	5	1	10	16	24	37	59	52	44	20	9	1			



## TUBERCULOSIS.

The total number of new cases notified in 1941 was 173 as compared with 141 in 1940. One hundred and eighteen of the new cases were pulmonary tuberculosis and 55 were non-pulmonary tuberculosis.

Age and sex distribution of cases of tuberculosis notified in Bolton in 1941.

## PULMONARY TUBERCULOSIS NOTIFICATIONS.

SEX	AGES											Total
	0 to 1	1 to 5	5 to 10	10 to 15	15 to 20	20 to 25	25 to 35	35 to 45	45 to 55	55 to 65	65 and upwards	
Males ...	—	1	—	3	10	10	22	12	9	14	—	81
Females	1	—	1	4	6	4	9	6	3	3	—	37
Total	1	1	1	7	16	14	31	18	12	17	—	118

## NON-PULMONARY TUBERCULOSIS NOTIFICATIONS.

SEX	AGES											Total
	0 to 1	1 to 5	5 to 10	10 to 15	15 to 20	20 to 25	25 to 35	35 to 45	45 to 55	55 to 65	65 and upwards	
Males ...	—	8	2	4	5	2	3	2	—	1	—	27
Females	1	3	3	5	3	4	4	1	1	3	—	28
Total	1	11	5	9	8	6	6	3	1	4	—	55

## DEATHS FROM TUBERCULOSIS.

One hundred and eleven Bolton residents were certified as having died of tuberculosis during 1941. This compares with 112 in 1940.

Fifty-two of these deaths took place in institutions.

The age and sex distribution of those who died from tuberculosis are given in these tables :—

## PULMONARY TUBERCULOSIS DEATHS.

SEX	AGES									Total
	Under 5	5 to 10	10 to 15	15 to 20	20 to 35	35 to 45	45 to 55	55 to 65	65 and upwards	
Males ... ..	1	—	1	2	18	5	6	17	—	50
Females ... ..	—	1	1	5	15	8	4	3	—	37
Total ... ..	1	1	2	7	33	13	10	20	—	87

## NON-PULMONARY TUBERCULOSIS DEATHS.

SEX	AGES									Total
	Under 5	5 to 10	10 to 15	15 to 20	20 to 35	35 to 45	45 to 55	55 to 65	65 and upwards	
Males ... ..	4	1	3	1	—	1	1	—	—	11
Females ... ..	3	—	1	2	2	2	—	2	1	13
Total ... ..	7	1	4	3	2	3	1	2	1	24



In 14 cases the disease had not been notified during life. 6 of these cases died in institutions, and the diagnosis was made after death.

The death-rate from tuberculosis of all forms during 1941 in certain Lancashire County Boroughs was as follows :—

Bury ... ..	·56	Blackburn ... ..	·76
Oldham ... ..	·61	Wigan ... ..	·78
Warrington ... ..	·61	Burnley ... ..	·83
St. Helens ... ..	·67	Salford ... ..	1·26
BOLTON ... ..	·69	Manchester ... ..	1·29
Rochdale ... ..	·73		

#### TUBERCULOSIS DISPENSARY.

The dispensary is open every week-day (except Saturday) from 9 a.m. to 12 noon and on Monday and Friday from 2 p.m. to 5 p.m. The work done at the dispensary is shown by the following figures :—

Total attendances ... ..	1,848
Total number of patients sent for consultation ...	470
The results of these consultations were as follows :—	
Number found to have pulmonary tuberculosis ...	70
Number found to have non-pulmonary tuberculosis	25
Number of cases kept under observation for suspected pulmonary tuberculosis ... ..	8
Number of cases kept under observation for suspected non-pulmonary tuberculosis ...	—
Number in whom no evidence of tuberculosis was found' ... ..	367
Visits by tuberculosis nurse ... ..	1,098
Number of specimens of sputum examined... ..	318
Total number of cases on the dispensary register :—	
Pulmonary tuberculosis ... ..	350
Non-pulmonary tuberculosis ... ..	182
Total ... ..	532

X-ray examinations made in connection with dispensary work ... ..	510
Patients under treatment at the dispensary by artificial pneumo-thorax ... ..	22
Total number of cases on the notification register :—	
Pulmonary tuberculosis ... ..	326
Non-pulmonary tuberculosis ... ..	182
Total ... ..	508

## TREATMENT OF TUBERCULOSIS.

Two hundred and thirty-three persons applied for treatment in 1941. One hundred and thirty-four of these were cases of pulmonary tuberculosis and 99 of non-pulmonary tuberculosis. Eight cases were admitted to hospital for observation.

The treatment given was as follows :—

Residential treatment ... ..	150
Domiciliary treatment... ..	75
Out-patient treatment... ..	8

No patient requiring residential treatment was refused such treatment.

The following table summarizes the residential treatment given during 1941.

## ACCOMMODATION PROVIDED BY LOCAL AUTHORITY WITH NUMBER OF PERSONS ADMITTED FOR TREATMENT DURING THE YEAR 1941.

INSTITUTION.	Beds.	Admitted during the year.			Under Treatment 31st Dec. 1941.
		Total	Insured	Uninsured	
Wilkinson Sanatorium ... ..	30	65	58	7	30
Borough Hospital ... ..	24	50	31	19	19
*Heswall... ..	6	1	—	1	—
*Bolton Royal Infirmary ... ..	—	7	—	7	—
*Robert Jones and Agnes Hunt Orthopædic Hospital, Oswestry ... ..	—	15	9	6	8
*Children's Orthopædic Hospital, Marple ... ..	—	2	—	2	2
*Blencathra Sanatorium, Threlkeld ... ..	—	3	1	2	3
*Frodsham, Delamere ... ..	—	3	2	1	—
*Leasowe Open-air Hospital ... ..	—	1	1	—	1
*Crossley Sanatorium ... ..	—	1	1	—	1
*Manchester and Salford Skin Hospital ... ..	—	2	1	1	1

\*Paid for per user.



### Ultra-Violet Ray Treatment.

During the year, 961 attendances were made to the Ultra-Violet Ray Department, the majority of the cases being gland tuberculosis. Thirty-seven new patients were referred ; most of them were given ultra-violet ray treatment, and in suitable cases the Kromayer and radiant heat lamps were used.

### Examination of Contacts.

During the year, 64 contacts were examined at the dispensary or in the home ; of these, 9 proved to be tuberculous. It is felt that by an extension of this work the aim and duty of the dispensary will be more fully discharged.

#### ASSISTANCE GIVEN TO NECESSITOUS TUBERCULOUS PATIENTS.

1. Total number of patients assisted	...	...	180
2. Average time receiving assistance	...	7 months	
3. Amount of milk given	...	...	21,441 pints
4. Malt and oil given...	...	...	97 lbs.

### VENEREAL DISEASES.

The tables on pages 38, 39 & 40 show the work carried out at the Bolton Treatment Centre.

Return relating to all persons who were treated at the Treatment Centre  
at Bolton Public Health Offices during the  
year ended the 31st December, 1941.

	Syphilis		Soft Chancre		Gonorrhœa		Non- Venereal or undiagnosed conditions		TOTALS		
	M.	F.	M.	F.	M.	F.	M.	F.	M.	F.	Total.
1. Number of cases on 1st January under treatment or observation... ..	110	131	...	...	178	88	24	15	312	234	546
2. Number of cases removed from the register during any previous year which returned during the year under report for treatment or observation of the same infection ... ..	10	4	...	...	5	1	...	...	15	5	20
3. Number of cases dealt with for the first time during the year under report (exclusive of cases under Item 4) suffering from :—											
Syphilis, primary ...	22	9	...	...	...	...	...	...	22	9	31
" secondary ...	6	14	...	...	...	...	...	...	6	14	20
" latent in 1st year of infection ...	...	2	...	...	...	...	...	...	...	2	2
" all later stages ...	11	15	...	...	...	...	...	...	11	15	26
" congenital ...	4	8	...	...	...	...	...	...	4	8	12
Soft Chancre ...	...	...	1	...	...	...	...	...	1	...	1
Gonorrhœa, 1st year of infection...	...	...	...	...	207 (3)	79	...	...	207 (3)	79	286 (3)
" later ...	...	...	...	...	3	1	...	...	3	1	4
Non-venereal conditions remaining undiagnosed at 31st December... ..	...	...	...	...	...	...	120 (7)	161	120 (7)	161	281 (7)
Conditions remaining undiagnosed at 31st December... ..	...	...	...	...	...	...	1	1	1	1	2
4. Number of cases dealt with for the first time during the year under report known to have received treatment for the same infection, or to have been under observation, at other Centres or Service Hospitals, or by General Practitioners approved under Ministry of Health Circular 2226...	4	2	...	...	5 (4)	1	2 (2)	...	11 (6)	3	14 (6)
TOTALS OF ITEMS 1, 2, 3, AND 4 ...	167	185	1	...	398 (7)	170	147 (9)	177	713 (16)	532	1245 (16)



	Syphilis		Soft Chancre		Gonorrhœa		Non-Venereal or undiagnosed conditions		TOTALS		
	M.	F.	M.	F.	M.	F.	M.	F.	M.	F.	Total
5. Number of cases discharged after completion of treatment and final tests of cure or after diagnosis as non-venereal ... ..	1	...	1	...	57	18	129 (9)	149	188 (9)	167	355 (9)
6. Number of cases which ceased to attend before completion of treatment and were, on first attendance, suffering from:—											
Syphilis, primary ... ..	8	3	...	...	...	...	...	...	8	3	11
" secondary ... ..	3	9	...	...	...	...	...	...	3	9	12
" latent in 1st year of infection ... ..	...	...	...	...	...	...	...	...	...	...	...
" all later stages ... ..	5	11	...	...	...	...	...	...	5	11	16
" congenital ... ..	7	2	...	...	...	...	...	...	7	2	9
Soft Chancre ... ..	...	...	...	...	...	...	...	...	...	...	...
Gonorrhœa, 1st year of infection ... ..	...	...	...	...	64	31	...	...	64	31	95
" later ... ..	...	...	...	...	...	...	...	...	...	...	...
7. Number of cases which ceased to attend after completion of treatment but before final tests of cure ... ..	6	1	...	...	7	...	...	...	13	1	14
8. Number of cases transferred to other Centres or to institutions, or to care of private practitioners ... ..	5	3	...	...	27 (7)	8	2	2	34 (7)	13	47 (7)
9. Number of cases remaining under treatment or observation on 31st Dec.	132	156	...	...	243	113	16	26	391	295	686
TOTALS OF ITEMS 5, 6, 7, 8 AND 9 (These totals should agree with those of Items 1, 2, 3 and 4)	167	185	1	...	398 (7)	170	147 (9)	177	713 (16)	532	1245 (16)
10. Number of attendances:—											
(a) for individual attention of the medical officer(s) ... ..	2828	2996	10	...	4186 (15)	3182	391 (22)	575	7415 (37)	6753	14168 (37)
(b) for intermediate treatment, e.g., irrigation, dressing ... ..	4	...	...	...	1539 (11)	345	90	64	1633 (11)	409	2042 (11)
TOTAL ATTENDANCES	2832	2996	10	...	5725 (26)	3527	481 (22)	639	9048 (48)	7162	16210 (48)
11. In-patients:—											
(a) Total number of persons admitted for treatment during the year ... ..	...	...	...	...	...	...	..	...	...	...	...
(b) Aggregate number of "in-patient days" of treatment given ... ..	...	...	...	...	...	...	...	...	...	...	...

12. Number of cases of congenital syphilis in Item 3 above classified according to age periods ... ..	Under 1 year		1 and under 5 years		5 and under 15 years		15 years and over		Totals	
	M.	F.	M.	F.	M.	F.	M.	F.	M.	F.
	...	...	...	...	2	3	2	5	4	8

13. Pathological Work :— Number of specimens examined at, and by the medical officer of the Treatment Centre ... ..	Microscopical		Others for diagnosis of Venereal Disease
	for Syphilis	for Gonorrhœa	
	17	1592	...

**Statement showing the services rendered at the Treatment Centre during the year, classified according to the areas in which the patients resided.**

Name of County or County Borough (or Country in the case of persons residing elsewhere than in England and Wales) to be inserted in these headings.	Bolton	Lancs. C.C.	Liverpool	Manchester	Salford	Blackpool	Oldham	Ashton-under-Lyne	Burton-on-Trent	Bury	Rochdale	Birkenhead	Doncaster	Warrington	Wigan	Middlesbrough	Total
A. Number of cases from each area included under the following headings in Items 3 :—																	
Syphilis ... ..	66	20	...	2	...	...	...	...	...	1	...	1	...	...	...	1	91
Soft Chancre ... ..	1	...	...	...	...	...	...	...	...	...	...	...	...	...	...	...	1
Gonorrhœa ... ..	201 (1)	81 (2)	...	7	1	...	...	...	...	...	...	...	...	...	1	...	291 (3)
Non-venereal and undiagnosed conditions	223 (3)	40 (2)	2 (1)	12	1	1	1	1	1	1	1 (1)	...	1	...	...	...	285 (7)
<b>TOTAL</b> ... ..	<b>491 (4)</b>	<b>141 (4)</b>	<b>2 (1)</b>	<b>21</b>	<b>2</b>	<b>1</b>	<b>1</b>	<b>1</b>	<b>1</b>	<b>2</b>	<b>1 (1)</b>	<b>1</b>	<b>1</b>	<b>...</b>	<b>1</b>	<b>1</b>	<b>668 (10)</b>
B. Total number of attendances of all patients residing in each area ...	11351 (27)	4443 (16)	4 (2)	276	17	5	2	9	2	9	15 (3)	27	7	22	11	10	16210 (48)

NOTE.—Service Cases are included in the above figures and the numbers so included are shewn in brackets.



ANNUAL REPORT  
of the  
PUBLIC ANALYST AND BACTERIOLOGIST  
for the year ended December 31st, 1941.

The following is the report on the work carried out in the Borough Laboratory.

SUMMARY.	Number of Samples.
Food and Drugs ... ..	426
Bacteriological Examinations for the Public Health Department ... ..	1,065
Bacteriological Examinations of Milk ... ..	231
Analyses for the Waterworks Committee ... ..	691
Milks from Townleys Hospital ... ..	36
Water Analyses for the Electricity Committee ... ..	3
Egg Extract for the Education Committee ... ..	1
Analyses for the Cleansing Committee (Feeding Meals, etc.) ... ..	7
Water Examinations for Turton Urban District Council ... ..	2
Milk Examinations for the Royal Infirmary ... ..	16
Cream Examinations for the Food Executive Officer ... ..	2
Miscellaneous Examinations ... ..	69
	<hr/> 2,549

PUBLIC HEALTH COMMITTEE.

FOOD AND DRUGS.

	Total	Genuine	Adulterated	Per cent Adulterated.
Milk ... ..	214	199	15	7.01
Cream ... ..	2	0	2	100.00
Butter ... ..	8	8	0	—
Margarine ... ..	3	3	0	—
Cheese ... ..	1	1	0	—
Lard ... ..	2	2	0	—
Cooking Fat... ..	6	6	0	—

	Total	Genuine	Adulterated	Per cent. Adulterated
Coffee and Coffee Mixtures ...	18 ...	18 ...	0 ...	—
Cocoa ...	10 ...	10 ...	0 ...	—
Meat Products ...	9 ...	2 ...	7 ...	77·78
Cereals ...	40 ...	40 ...	0 ...	—
Condiments and Spices ...	34 ...	31 ...	3 ...	8·82
Drugs ...	59 ...	55 ...	4 ...	6·78
Baking Powders ...	7 ...	7 ...	0 ...	—
Egg Substitute Powders ...	3 ...	3 ...	0 ...	—
Sugar Substitute ...	2 ...	1 ...	1 ...	50·00
Miscellaneous ...	8 ...	8 ...	0 ...	—
	<hr/> 426 <hr/>	<hr/> 394 <hr/>	<hr/> 32 <hr/>	<hr/> 7·71 <hr/>

## MILK.

Total examined.	Genuine.	Adulterated.
214 ...	199 ...	15

All the samples were examined for preservatives and colouring matter. In no case was any found.

The satisfactory quality has been maintained, the average being (exclusive of skimmed milk) for the year :—

Milk Fat.	Non-fatty Solids.	Water.
3·82% ...	8·78% ...	87·40%

Minimum limits :—Milk Fat 3·00% ; Non-fatty Solids 8·50%



## BACTERIOLOGICAL EXAMINATIONS.

(PUBLIC HEALTH DEPARTMENT).

		Total	Positive.	Negative.	Doubtful.
Tuberculosis	...	247	27	220	0
Diphtheria...	...	817	96	703	18
Fever B. Typhosus	...	1	0	1	0
Paratyphoid A	...	1	0	1	0
Paratyphoid B	...	1	1	0	0

## BACTERIOLOGICAL EXAMINATION OF MILK.

## PASTEURISED MILK.

No. of samples examined	...	...	...	11
Average Agar Count per ml.	...	...	...	33,545

## TUBERCULIN TESTED MILK.

No. of samples examined	...	...	...	23
No. of samples which satisfied methylene blue test...				20
No. of samples containing B. Coli in 1/100th ml.	...			2

The three samples which did not satisfy the methylene blue test decolourised the methylene blue in 5, 4,  $4\frac{1}{2}$  hours respectively.

## ACCREDITED MILK.

No. of samples examined	...	...	...	186
No. of samples which satisfied methylene blue test...				174
No. of samples containing B. Coli in 1/100th ml.	...			19

The twelve samples which did not satisfy the methylene blue test decolourised the methylene blue in 5, 5,  $4\frac{1}{2}$ , 4, 4, 4, 4,  $3\frac{1}{2}$ ,  $3\frac{1}{2}$ ,  $3\frac{1}{2}$ ,  $2\frac{1}{2}$ ,  $2\frac{1}{2}$  hours respectively.

## VENDED MILK.

No. of samples examined	...	...	...	9
No. of samples which satisfied methylene blue test	...			5
No. of samples containing B. Coli in 1/100th ml.	...			3

The four samples which did not satisfy the methylene blue test decolourised the methylene blue in  $5\frac{1}{2}$ , 5,  $4\frac{1}{2}$ ,  $3\frac{1}{2}$  hours respectively.

## MISCELLANEOUS EXAMINATIONS.

- 10 Waters.
- 1 Ice Cream.
- 3 Urines.
- 24 Swabs for Anthrax (Cattle and Sheep).
- 20 Bath Waters.
- 8 Milk Bottles and washings.
- 3 Bleach Ointments.

## EXAMINATIONS FOR THE WATERWORKS COMMITTEE.

Routine water examinations ... .. 691

Of the above 691 samples, 221 were filtered waters sampled at the Filter Stations. These gave the following results:—

AGAR COUNT (Total No. of organisms of all types per ml. growing on Agar at 37° C.) :

Average Agar Count per 1 ml. ... .. 8

## B. COLI.

Standards adopted for filtered water at filter stations:—

Number of B. Coli per 100 mils.

0 Good.

1—2 Tolerable.

2—4 Unsatisfactory.

Above 4 Bad.

No. of samples with 0 Typical B. Coli per 100 mils. ... 209 or 94·58%

No. of samples with 1 Typical B. Coli per 100 mils. ... 4 or 1·81%

No. of samples with 2 Typical B. Coli per 100 mils. ... 2 or 0·90%

No. of samples with 3 Typical B. Coli per 100 mils. ... 1 or 0·45%

No. of samples with 4 Typical B. Coli per 100 mils. ... 5 or 2·26%

## C1 WELCHII.

Negative in 50 mils. ... .. 211 or 95·48%

Positive in 50 mils. ... .. 10 or 4·52%



During the year, the following samples have been taken from the proximity of dead ends in the mains, i.e. at the places where the water might reasonably be expected to be of the worst quality.

No. of samples examined	...	...	...	...	41
-------------------------	-----	-----	-----	-----	----

AGAR COUNT (Total No. of organisms of all types per ml. growing on Agar at 37° C.) :

Average Agar Count per ml.	...	...	...	9
----------------------------	-----	-----	-----	---

#### B. COLI.

The standard adopted for this piped supply is that suggested by the Ministry of Health; viz.:—

Number of B. Coli per 100 mls.

0 Highly satisfactory.

1—2 Satisfactory.

3—10 Suspicious.

Above 10 Unsatisfactory.

No. of samples with 0 Typical B. Coli per 100 mls. ... 41 or 100.00%

#### C1. WELCHII.

Negative in 50 mls.	...	...	...	...	41 or 100.00%
---------------------	-----	-----	-----	-----	---------------


# Meteorological Summary, 1941

(Compiled at Queen's Park Observatory by E. HENDY, F.R.Met.S.).

1941	Barometer	Mean Relative Humidity %	Mean of Maximum and Minimum Tempera- ture °	Absolute extremes of Temperature				Sunshine			Total Rainfall.
				Highest °	Date	Lowest °	Date	Total Amount hours	Maximum in one day hours	Date	
January...	29.891	89.6	33.05	43.7	12	14.0	17	19.2	4.5	16	1.733
February	29.608	88.0	29.85	52.4	27	22.4	26	55.3	7.0	2	4.375
March	29.894	78.8	39.65	56.1	16	23.0	30	85.9	7.7	23	3.399
April	29.954	70.9	42.24	56.7	18	30.0	28	81.9	13.2	25	1.847
May	29.919	72.6	47.58	72.2	31	29.0	4	135.0	12.6	31	2.591
June	30.065	72.1	57.12	84.5	21	34.3	11	173.0	13.3	12	.457
July	29.928	71.9	60.97	85.4	11	46.0	23	196.5	14.8	2	2.426
August	29.780	84.2	55.96	77.6	1	42.3	8	152.9	12.9	1	7.395
September	30.226	85.7	56.94	77.2	4	38.1	15	86.3	9.3	21	.992
October...	30.142	83.4	49.97	68.5	7	33.3	29	89.8	7.9	4	5.135
November	29.905	86.3	43.37	56.2	22	26.0	5	31.3	5.8	7	3.237
December	30.194	89.6	41.87	54.2	10	24.1	29	20.1	4.2	17	2.989
Totals	359.506	974.1	565.92					1127.2			36.576
Averages	29.959	81.2	47.16					93.9			3.048

Rainfall. Average 1887—1941 = 42.390"





County  
Borough of Boston.



---

EDUCATION COMMITTEE.

---

ANNUAL REPORT  
OF THE  
School Medical Officer  
FOR THE YEAR 1941.

R. M. GALLOWAY, M.D., D.P.H.  
School Medical Officer and Medical Officer of Health.

---

BOLTON :  
HOPKINS & SONS, "CENTRAL PRESS," CENTRAL STREET.  
1942.

C404.



County

of Boston.



Superior

EDUCATION COMMITTEE

# ANNUAL REPORT

OF THE

## School Medical Officer

FOR THE YEAR 1911.

R. M. GALLOWAY, M.D., D.P.H.


School Medical Officer and Medical Officer of Health.

BOSTON :

Hoxton & Son, "Central Press," Central Street.

1912.

201





Public Health Department,  
BOLTON.

1st August, 1942.

To the Chairman and Members of the Medical Inspection  
Sub-Committee of the Bolton Education Committee.

The School Medical Officer begs to submit the Annual Report on the work of the School Medical Department for the year 1941. In accordance with instructions the scope of the report is greatly reduced but the more important tables are reproduced to preserve the continuity of annual returns.

**MALNUTRITION.**

Physically the school population does not appear to have suffered during the year. There has been no apparent increase of malnutrition, in spite of some diminution of maternal care. As many as possible of the under-nourished children were kept under observation at the school clinics. An increase of malnutrition has probably been prevented by the large number of school meals provided. During the year, 134,053 free meals and 242,777 paid meals were provided.

**UNCLEANLINESS.**

There has been a slight increase of pediculosis capitis. Uncleanliness is difficult to deal with in families where both parents are out working all day. The number of children with pediculosis capitis treated at the Public Cleansing Station was 183—a considerable increase on last year.

No legal proceedings for uncleanliness were taken during the year.

There has been a very considerable increase of scabies in school children. 280 cases in children were treated at the Public Cleansing Station. In many cases the entire family was given treatment. Large numbers of children have also been treated for scabies in the Clinics.

Benzyl benzoate in methylated spirits, Proscabin and sulphur ointment have all been used as local applications. Thoroughness and care in treatment are more important than the choice of application, but our Bolton experience shows the special value of a solution of benzyl benzoate in methylated spirits.

## DENTAL DEFECTS.

Of 11,988 children inspected by the dental surgeons in routine and special inspections, 7,630 were found to require treatment and 4,574 received treatment.

The actual figures for the work carried out are as follows :—

ROUTINE CASES—					Total.
No. of cases treated	..	..	..	..	2,879
No. of attendances	..	..	..	..	4,530
No. of temporary teeth extracted	..	..	..	..	5,099
No. of permanent teeth extracted	..	..	..	..	946
No. of temporary teeth filled	..	..	..	..	425
No. of permanent teeth filled	..	..	..	..	1,427
No. of general anæsthetics administered	..	..	..	..	948
CASUAL CASES—					
No. of cases treated	..	..	..	..	1,695
No. of attendances	..	..	..	..	2,833
No. of temporary teeth extracted	..	..	..	..	2,722
No. of permanent teeth extracted	..	..	..	..	799
No. of temporary teeth filled	..	..	..	..	64
No. of permanent teeth filled	..	..	..	..	297
No. of general anæsthetics administered	..	..	..	..	515

## INFECTIOUS DISEASE.

No schools were closed during 1941 on account of infectious disease, but certificates that reduced attendance might reasonably be attributed to the prevalence of epidemic disease were issued on 15 occasions :—

- 5 for mumps ;
- 2 for measles ;
- 4 for chickenpox ;
- 3 for general sickness ;
- 1 for whooping cough.



The Ministry of Health with the co-operation of the Board of Education conducted a general campaign for the immunisation of children against diphtheria. The Bolton Education Committee agreed to their Medical Officers devoting as much time as necessary to this object. The Medical Officers immunised the children in the schools. The response of parents to various appeals was reasonably good and approximately 8,760 children between 5 and 15 years and 1,700 children under 5 years were immunised during the year. Most of these children were immunised in schools by the authority's Medical Officers.

### BLIND, DEAF, DEFECTIVE AND EPILEPTIC CHILDREN.

During the year 1941, 3 children were notified to the Mental Deficiency Act Committee of the Lancashire Mental Hospitals Board.

#### Flash Street Special School.

			Boys.	Girls.
No. of children on the roll, December, 1941	..	..	34	33
No. of children admitted during 1941	..	..	9	11
No. of children discharged during 1941	..	..	9	2

#### The Thomasson Memorial School.

			Blind Dept.
No. of children on the roll, December, 1941	..	..	54
			Deaf Dept.
No. of children on the roll, December, 1941	..	..	31

#### Bolton Area.

	Blind. (including partially sighted).		Deaf. (including partially deaf).	
	Boys.	Girls.	Boys.	Girls.
No. of children admitted during 1941	—	4	—	—
No. of children discharged during 1941	1	1	1	1

	Outside Areas.			
	Blind.		Deaf.	
	(including		(including	
	partially sighted).		partially deaf).	
	Boys.	Girls.	Boys.	Girls.
No. of children admitted during 1941	7	3	1	2
No. of children discharged during 1941	4	4	1	4

### LOSTOCK OPEN AIR SCHOOL.

The following are the relevant figures for 1941 :—

	Boys.	Girls.
No. of children admitted during the year (New cases) .. .. .	39	37
No. of children on the roll, December, 1940, and re-admitted January, 1941 .. .. .	38	36
Total .. .. .	77	73
No. of children discharged during the year by the Medical Officer .. .. .	18	24
No. of children withdrawn by parents .. .. .	28	28
No. of children excluded .. .. .	8	10
No. of children attaining the age of 14 years .. .. .	1	—
No. of children removed out of town .. .. .	2	1
No. of children removed to Cottage Homes .. .. .	1	2
No. of children in residence, December, 1941 .. .. .	57	50

### NURSERY SCHOOLS.

The following are the relevant figures for 1941 :—

#### KAY STREET NURSERY SCHOOL :

No. of children on the roll, December, 1941 .. .. .	106
No. of children admitted during 1941 .. .. .	74
No. of children transferred to elementary schools .. .. .	42
No. of children removed by parents .. .. .	30



**PIKES LANE NURSERY SCHOOL :**

No. of children on the roll, December, 1941	..	119
No. of children admitted during 1941	.. ..	77
No. of children transferred to elementary schools	..	50
No. of children removed by parents	.. ..	27

**Employment of Children and Young Persons.**

Four hundred children were examined during 1941 for employment outside school hours in accordance with the Bye-laws made under the Children and Young Persons Act, 1933. A Certificate was granted in each case. The corresponding number in 1940 was 493.

Thirty-six children who had made application for Juvenile Performers' Licences under the Employment of Children in Entertainments Rules, 1933, were examined and licences were granted in each case or the original ones renewed.

**REMEDIAL SPEECH TRAINING CENTRE.**

Total number of cases receiving treatment :—

					Boys.	Girls.
Stammer	..	..	..	..	47	11
Cleft palate	..	..	..	..	3	6
Aphasia ..	..	..	..	..	3	18
Other defects	..	..	..	..	80	58
					<hr/> 133	<hr/> 93

Seven cases from outside areas received treatment.

**CHILDREN UNABLE TO ATTEND SCHOOL THROUGH PHYSICAL DISABILITIES.**

The arrangements under this heading remain the same as last year.

During the year, 23 children have been on the books of the teachers, and altogether, 1,632 hours of actual instruction have been given to these children.

**STATISTICAL TABLES.**

These Tables are appended.

## COUNTY BOROUGH OF BOLTON.

Table 1.

## MEDICAL INSPECTION RETURNS, 1941.

MEDICAL INSPECTIONS OF CHILDREN ATTENDING  
PUBLIC ELEMENTARY SCHOOLS.

### A.—ROUTINE MEDICAL INSPECTIONS.

## Number of Inspections in the prescribed Groups.

Entrants	..	..	..	..	..	..	3,348
Second Age Groups	..	..	..	..	..	..	694
Third Age Group	..	..	..	..	..	..	1,285
							<hr/>
Total	..	..	..	..	..	..	5,327
Number of other Routine Inspections					..	..	460
							<hr/>
Grand Total	..	..	..	..	..	..	5,787

### B.—OTHER INSPECTIONS.

Number of Special Inspections	..	..	..	14,122
Number of Re-inspections	..	..	..	13,946
Total	..	..	..	<u>28,068</u>



## COUNTY BOROUGH OF BOLTON.

Table II.

## A.—RETURN OF DEFECTS FOUND BY MEDICAL INSPECTION IN THE YEAR ENDED 31st DECEMBER, 1941.

DEFECT OR DISEASE.				ROUTINE INSPECTIONS.		SPECIAL INSPECTIONS.	
				No. of Defects.		No. of Defects.	
				Requiring treatment.	Requiring to be kept under observation but not requiring treatment.	Requiring treatment.	Requiring to be kept under observation but not requiring treatment.
(1)				(2)	(3)	(4)	(5)
Skin	Ringworm						
	(1)	Scalp .. ..		—	—	30	—
	(2)	Body .. ..		—	—	30	—
	(3)	Scabies .. ..		47	—	338	—
	(4)	Impetigo .. ..		13	—	106	—
	(5)	Other Diseases (Non-Tuberculous)		52	29	384	4
	TOTAL (Heads 1 to 5) ..			112	29	888	4
Eye	(6)	Blepharitis .. ..		18	—	22	—
	(7)	Conjunctivitis .. ..		4	2	22	—
	(8)	Keratitis .. ..		—	—	—	—
	(9)	Corneal Opacities .. ..		—	—	—	—
	(10)	Other Conditions (excluding Defective Vision and Squint)		9	—	23	2
	TOTAL (Heads 6 to 10) ..			31	2	67	2
Ear	(11)	Defective Vision (excluding Squint)		328	265	97	7
	(12)	Squint .. ..		59	23	39	1
	(13)	Defective Hearing .. ..		85	13	58	3
	(14)	Otitis Media .. ..		25	—	152	—
	(15)	Other Ear Diseases .. ..		16	7	215	15
	(16)	Chronic Tonsillitis only .. ..		127	510	53	161
Nose and Throat	(17)	Adenoids only .. ..		3	4	17	10
	(18)	Chronic Tonsillitis and Adenoids .. ..		56	184	273	40
	(19)	Other Conditions .. ..		25	30	308	47

## Return of Defects found by Medical Inspection.—(Continued.)

DEFECT OR DISEASE.  (1)	ROUTINE INSPECTIONS.		SPECIAL INSPECTIONS.	
	No. of Defects.		No. of Defects.	
	Requiring treatment. (2)	Requiring to be kept under observation but not requiring treatment. (3)	Requiring treatment. (4)	Requiring to be kept under observation but not requiring treatment. (5)
(20) Enlarged Cervical Glands (Non-Tuberculous) ..	6	13	21	—
(21) Defective Speech .. ..	28	35	21	4
Heart { Heart Disease :				
and { (22) Organic .. ..	1	5	14	1
Circula- { (23) Functional .. ..	6	64	4	7
tion { (24) Anæmia .. ..	1	4	32	2
{ (25) Bronchitis .. ..	19	1	105	—
Lungs { (26) Other Non-Tuber- culous Diseases	6	64	37	43
{ Pulmonary :—				
{ (27) Definite .. ..	—	—	—	—
{ (28) Suspected .. ..	—	—	—	—
Tuber- { Non-Pulmonary :—				
culosis { (29) Glands .. ..	—	—	2	—
{ (30) Bones and Joints	—	—	4	—
{ (31) Skin .. ..	—	—	—	—
{ (32) Other Forms .. ..	—	—	1	—
TOTAL (Heads 29 to 32) ..	—	—	7	—
Nervous { (33) Epilepsy .. ..	2	1	11	2
System { (34) Chorea .. ..	—	—	5	5
{ (35) Other Conditions	—	—	6	6
Deformi- { (36) Rickets .. ..	—	—	7	1
ties { (37) Spinal Curvature	—	—	1	—
{ (38) Other Forms .. ..	29	5	22	5
(39) Other Defects and Diseases (excluding Defects of Nutri- tion, Uncleanliness and Dental Diseases) .. ..	73	92	603	206
Total	1,038	1,351	3,063	572



Table II.—Continued.

**B. CLASSIFICATION OF THE NUTRITION OF CHILDREN INSPECTED DURING THE YEAR  
IN THE ROUTINE AGE GROUPS.**

Age Groups	Number of Children Inspected	A (Excellent)		B (Normal)		C (Slightly Sub-normal)		D (Bad)	
		No.	%	No.	%	No.	%	No.	%
Entrants ..	3,348	261	7.77	2,804	83.75	274	8.18	9	0.26
Second Age Group ..	694	92	13.25	541	77.95	55	7.92	6	0.86
Third Age Group ..	1,285	165	12.84	1,069	83.19	48	3.73	3	0.20
Other Routine Inspections ..	460	34	7.39	372	80.86	52	11.30	2	0.43
<b>TOTAL ..</b>	<b>5,787</b>	<b>552</b>	<b>9.53</b>	<b>4,786</b>	<b>82.70</b>	<b>429</b>	<b>7.41</b>	<b>20</b>	<b>0.34</b>

Table III.

---

**TREATMENT TABLES.**
**Group I.—Minor Ailments****(Excluding Uncleanliness, for which see Table V).**

Total number of Defects treated or under treatment during the year under the Authority's Scheme	...	...	6,314
--	-----	-----	-------

**Group II.—Defective Vision and Squint.**

No. of Defects dealt with under the Authority's Scheme :—

Errors of Refraction (including squint)	...	...	687
Other defect or disease of the eyes (excluding those recorded in Group I)	...	...	19
Total	...	...	706

No. of children for whom spectacles were

(a) Prescribed	...	...	...	...	629
(b) Obtained	...	...	...	...	629

**Group III.—Treatment of Defects of Nose and Throat.**

No. of children who have

(a) Received Operative Treatment under the Authority's Scheme	...	...	265
(b) Received other forms of Treatment	...	...	259
Total number Treated	...	...	524



Table IV.—DENTAL INSPECTION AND TREATMENT.

(1) Number of Children who were :—

(a) Inspected by the Dentist

Aged :

Routine Age Groups	4 and under ..	871	Total 9,688
	5.. ..	1,220	
	6.. ..	1,333	
	7.. ..	1,132	
	8.. ..	1,024	
	9.. ..	867	
	10.. ..	866	
	11.. ..	752	
	12.. ..	755	
	13.. ..	765	
	14 and over ..	103	

(b) Specials .. .. . 2,300

(c) TOTAL (Routine and Specials) .. .. . 11,988

(2) Number found to require treatment .. .. . 7,630

(3) Number actually treated .. .. . 4,574

(4) Attendances made by children for treatment .. 7,363

(5) Half-days devoted to	Inspection .. ..	66	Total 1,408
	Treatment .. ..	1,342	

(6) Fillings .. ..	Permanent teeth	1,724	Total 2,213
	Temporary teeth	489	

(7) Extractions ..	Permanent teeth	1,745	Total 9,566
	Temporary teeth	7,821	

(8) Administrations of general anæsthetics for extractions 1,463

(9) Other Operations..	Permanent teeth*	1,172	Total 1,461
	Temporary teeth	289	

\*Including 465 prophylactic fillings of Molar Fissures.

Table V.—UNCLEANLINESS AND VERMINOUS  
CONDITIONS.

---

(i)	Average number of visits per school made during the year by the school nurses .. .. .	5
(ii)	Total number of examinations of children in the schools by school nurses .. .. .	34,283
(iii)	Number of individual children found unclean ...	2,042
(iv)	Number of individual children cleansed under arrangements made by the Local Education Authority .. .. .	183
(v)	Number of cases in which legal proceedings were taken :	
	(a) Under the Education Act, 1921 ..	Nil
	(b) Under School Attendance Byelaws ..	Nil

---

Table VI.

---

NOTE.—There are no blind or deaf children who are not at the present time receiving education for their special needs.

#### MENTALLY DEFECTIVE CHILDREN.

Total number of children notified during the year ended 31st December, 1941, by the Local Education Authority to the Local Mental Deficiency Authority, under the Mental Deficiency (Notification of Children) Regulations, 1928 .. .. . 3



