

[Report 1898] / Medical Officer of Health, Bolsover U.D.C.

Contributors

Bolsover (England). Urban District Council.

Publication/Creation

1898

Persistent URL

<https://wellcomecollection.org/works/rhjm5jzm>


License and attribution

This work has been identified as being free of known restrictions under copyright law, including all related and neighbouring rights and is being made available under the Creative Commons, Public Domain Mark.

You can copy, modify, distribute and perform the work, even for commercial purposes, without asking permission.



Wellcome Collection
183 Euston Road
London NW1 2BE UK
T +44 (0)20 7611 8722
E library@wellcomecollection.org
<https://wellcomecollection.org>



ANNUAL * REPORT

OF THE

MEDICAL OFFICER OF HEALTH,


FOR THE


BOLSOVER URBAN DISTRICT,

FOR THE

Year ending 31st December, 1898.

— PRINTED BY GEO. KENT, STATION RD., BOLSOVER —





Annual Report of the
Medical Officer of Health for the Bolsover
Urban District.

For the Year ending 31st December, 1898.

GENTLEMEN,

I have much pleasure in presenting my report for the year 1898.

During the year 104 deaths occurred in the district, being an annual mortality of 28·4 per 1000 on the 1891 census (population 3662) and 18·91 per 1000 on the estimated population (5500). This is a little above the rate for the entire county.

Mortality of District.

The mortality classified as to age and disease can be seen at a glance by reference to the accompanying tabulated form (A), which of course refers to the entire district, but as a comparison of the mortality in different parts of the district may be interesting I add a table shewing it for the Colliery Villages of New Bolsover and Whaley Thorns.

As to Age and Disease.

Statistic of
New Village
and Whaley
Thorns.

Name of District.	Population	Deaths under 1 year	do. 1 to 5	do. 5 to 60	do. over 60	Total	Per 1000 per annum	do. 1897.
NEW BOLSOVER..	1200	14	3	3	0	20	16.66	15.00
WHALEY THORNS	950	13	2	3	2	20	20.05	17.90
ENTIRE DISTRICT	5500	51	12	21	20	104	18.91	16.54

Infantile
Mortality

The infantile mortality for the entire district is 178.32 per 1000 children born, as compared with 183.59 for 1897. Many of these deaths were caused by an epidemic of summer diarrhoea which prevailed in the hot months of the autumn, no fewer than 22 of the 51 deaths occurring in the months of August and September.

Births

The following small table shews the birth-rate of the district which is well ahead of the death-rate, and and also the proportion of males and females and the comparison with 1897.

MALE	151			
FEMALE	135			
Total	286	—	52.00 per 1000 per annum	
do. for 1897	256	—	46.54	..
do. for 1898 calculated on census 3662		286	—	78.10	..

Infectious
Diseases

During the year the district has been comparatively free from infectious diseases, the total number of cases reported being 51 as against 88 for the previous year. The most marked decrease was in scarlet fever and then in typhoid fever as a glance at form (B) will shew. This is distinctly satisfactory, but must be put down more to good luck than good management, as I regret to say we

are still without an Isolation Hospital for the district. I trust by the end of this year this great want will be supplied. The only epidemic of note that occurred during the year was one of summer diarrhœa, during the extremely hot and dry months of the autumn which, as before mentioned, was responsible for many deaths in young children.

I am pleased to learn that a sewage disposal scheme is almost perfected, and I trust that the work will be taken in hand and completed before the end of the present year.

Sewage
Disposal

With regard to the extension of the present drainage system recommended by me last year for the new and growing parts of Bolsover, I am pleased to hear that that is also to be undertaken immediately, and I have no doubt will be very beneficial to the health of those districts.

Drainage

Last year I also recommended that the scavenging of the principal part of the district, Bolsover proper, should be done by public servants. The Local Government Board sent down one of their medical officers to enquire into this and I believe he quite agrees with my opinion that it is the right and proper thing to do. I trust the Council will soon see their way to carry this out in an efficient manner.

Scavenging

During the year several old blocks of houses have been closed and pulled down and new ones erected in their places, much to the improvement of the place. I trust that during the present year we shall see still further improvement in this way, and I should like to see the Council, instead of allowing the patching up of some old places, order them to be closed and rebuilt, as by this means alone can the place be improved.

Houses closed
and rebuilt

Slaughter
Houses &c.

During the year I have inspected the slaughter-houses at intervals and have no complaints to make of them. The meat exhibited for sale has been of an uniformly excellent quality, and no complaints have been received of adulteration of food.

I remain, Gentlemen,

Faithfully Yours,

T. WILLOUGHBY COLE, M.B., B.Ch.

BOLSOVER,

Medical Officer of Health.

10TH JAN. 1899.



(A)

COUNTY OF DERBY.

Table of Deaths during the year 1898, in the Urban Sanitary District of Bolsover, classified according to Diseases, Ages, and Localities. Area in Acres, 4797; Population 1891, 3662; Estimated 1898, 5500.

Medical Officer of Health T. WILLOUGHBY COLE. Date, 10th January, 1898.

Name of Parish.	Deaths from all causes at subjoined ages.										Total		
	At all ages					Aged 5 or over 5							
	(b)	(c)	(d)	(e)	(f)	(g)	(h)	Under 5	Over 5	All other Disease			
		Under 1 year	1 year and under 5	5 years and under 15	15 years & under 25	25 years & under 65	65 and upwards						
BOLSOVER URBAN...	104	51	12	3	2	16	20	2	14	2	6	40	64
Deaths occurring within the District among persons not belonging thereto...							2			10	9	3	40
										1*	1*		

*Included in above

COUNTY OF DERBY.

(B) Table of Population, Births, and of New Cases of Infectious Sickness, coming to the knowledge of the Medical Officers of Health, during the year, 1898, in the Urban Sanitary District of Bolsover; classified according to Diseases, Ages, and Localities.

Name of Parish.	Census, 1891			New cases of sickness coming to the knowledge of the Medical Officer of Health.					
	Estimated to middle of 1898			Aged under 5 or over 5					
	Registered Births								

SANITARY AUTHORITY

Precautions taken by Inspector against Infectious Disease

SANITARY AUTHORITY										Precautions taken by Inspector against Infectious Disease									
										Defective Traps, Inlets Drains obstructed Insanitary Privies and Ashpits Offensive accumulation Smoke nuisance Totals									
										Informal notices served by Inspector ... Legal Notices served by Authority ... Nuisances abated...					15 notices served to clear out Closets and disinfect same where cases of infectious disease have occurred, the patient to be isolated and great care exercised to prevent the spread of the disease. No samples of food or drugs have been taken for analysis. The slaughter houses have been inspected and the meat found of good quality.				
Name of District, Bolsover Urban Area 4797, Pop. 5,500, No. of Houses (estimate) 1100 Name of Inspector :— T. H. Atkinson.																			
Dwelling-Houses										Dairies and Cowsheds		Bakehouses		Slaughter- houses		Common Lodg- ing Houses		Workshops	
Number inspected										Number on Register		Number of Inspections		Number on Register		Number of Inspections		Number on Register	
Informal Notices to Re- pair Houses										Number of infected houses		Number of Inspections		Number on Register		Number of Inspections		Number on Register	
Legal Notices to close Habitation										Number of Houses closed		Number of Inspections		Number on Register		Number of Inspections		Number on Register	
Reported as unfit for ed										Number of Houses Repair-		Number of Inspections		Number on Register		Number of Inspections		Number on Register	
Total number of inspec- tions made																			
7	3	3	3	1	1	1	1	30	13	23	2	7	5	15	1	5	9	50	

