

**[Report 1933] / Medical Officer of Health, Bognor Regis U.D.C.**

**Contributors**

Bognor Regis (England). Urban District Council.

**Publication/Creation**

1933

**Persistent URL**

<https://wellcomecollection.org/works/pveygwvm>

**License and attribution**

You have permission to make copies of this work under a Creative Commons, Attribution license.

This licence permits unrestricted use, distribution, and reproduction in any medium, provided the original author and source are credited. See the Legal Code for further information.

Image source should be attributed as specified in the full catalogue record. If no source is given the image should be attributed to Wellcome Collection.



Wellcome Collection  
183 Euston Road  
London NW1 2BE UK  
T +44 (0)20 7611 8722  
E [library@wellcomecollection.org](mailto:library@wellcomecollection.org)  
<https://wellcomecollection.org>

AC 44147(3) BOGNOR REGIS

Bognor Regis Urban District

# ANNUAL REPORT

OF THE

Medical Officer of Health  
FOR THE YEAR 1933

BY

H. Michael Ayres

M.R.C.S. (Eng.), L.R.C.P. (Lond.), D.T.M. & H. (Camb.),  
D.P.H. (Camb.)






# INDEX

|                                      | Page                    |   | Page           |
|--------------------------------------|-------------------------|---|----------------|
| Adoptive Acts, etc.                  | 33                      | Maternity and Nursing Homes   | 33             |
| Ante-Natal Clinic                    | 31                      | Meat  | 42 54          |
| Area                                 | 6                       | Mortuary  | 52             |
| Ambulance Facilities                 | 30                      | Milk (Special Designation)  | 39 41          |
|                                      |                         | Meteorological Report   | 60 65          |
| Bakehouses                           | 42 51                   | Notifiable Diseases   | 23             |
| Bacteriological Work                 | 34 44 56                | Nursing Arrangements  | 32             |
| Births and Birth Rate                | 5 6 7 8 9 10 18         | Nursing Homes   | 33             |
| Births, Notifications                | 6 7 8                   | Nutrition, Dissemination of knowledge   | 44             |
| Bye-Laws                             | 33                      | Ophthalmia Neonatorum   | 25             |
| Cesspools                            | 49                      | Offensive Trades  | 52 57          |
| Cancer                               | 5 11 12 18 19 20        | Population  | 5 6            |
| Clinic and Treatment Centres         | 31 32                   | Population, Natural Increase of   | 8              |
| Closet Accommodation                 | 48                      | Puerperal Fever   | 25             |
| Cowsheds                             | 39                      | Public Health Officers  | 4              |
| Drainage                             | 48 54                   | Poor Law Relief   | 20             |
| Deaths and Death Rate                | 5 6 8 10 11 12 13 18    | Rateable Value  | 5 6            |
| Deaths in Public Institutions        | 6 14                    | Refuse Disposal   | 49             |
| Diphtheria                           | 22 23                   | Sewerage  | 48             |
| Diseases of Respiratory System       | 11 12 26 27             | Sanitary Inspector's Work   | 36 37 38 53 58 |
| Disinfection                         | 57                      | Scarlet Fever   | 22 24          |
| Diarrhoea, Deaths from               | 6 11                    | School Clinic   | 31             |
| Dairies                              | 39 56                   | Seasonal Mortality  | 12             |
| Encephalitis Lethargica              | 25                      | Slaughterhouses   | 42 55          |
| Elementary Schools                   | 32                      | Small Pox   | 25 29          |
| Factories and Workshops              | 50 51 57                | Still Births  | 6              |
| Food and Drugs Act                   | 43                      | Social Conditions and Occupations   | 6              |
| Food Inspection                      | 40 43 55 56             | Shops and Stores  | 42 55 56       |
| General and Vital Statistics         | 5 10 59                 | Stables   | 57             |
| General Provision of Health Services | 29                      | Transport of the Sick   | 30             |
| Health Visitor's Work                | 32                      | Tuberculosis  | 26 27 28       |
| Hospitals                            | 29 30                   | Tuberculosis Treatment  | 29 31          |
| Housing                              | 34 35 36 37 38 53 54 55 | Typhoid and Para-Typhoid Fever  | 25             |
| Housing Scheme                       | 34 35 36 37             | Tents, Vans and Sheds   | 52 57          |
| Housing Scheme (Inspection of)       | 36 37 38                | Vaccination   | 21             |
| Houses, Number of, Inhabited         | 5 6                     | Venereal Diseases   | 32             |
| Houses Let in Lodgings               | 52                      | Welfare Centre  | 31             |
| Ice Cream                            | 42 43 56                | Whooping Cough  | 6 25           |
| Illegitimate Births                  | 6 16                    | Water   | 44 45 46 47    |
| Infant and Maternal Welfare          | 31                      |   |                |
| Infantile Mortality                  | 5 6 14 15 16 17 18      | STATISTICAL TABLES—   |                |
| Infectious Diseases Hospital         | 29                      | Table VI—General and Vital Statistics, 1910-1933                              | 5              |
| Infectious Disease, Control of       | 24 57                   | Table I—Vital Statistics for whole District                                   | 10             |
| Legislation in Force                 | 33                      | Table III—Causes of and age of Death  | 11             |
| Maternal Mortality                   | 6 31                    | Table IV—Infantile Mortality  | 16             |
| Maternity and Child Welfare          | 29 31                   | Table II—Infectious Diseases Notified   | 22             |
| Measles                              | 6 25                    | Table V—Vital Statistics of Bognor Regis compared with County of West Sussex. | 59             |
| Midwives                             | 33                      |   |                |
| Milk: Bacteriological Examination    | 40 41 55                |   |                |





PUBLIC HEALTH DEPARTMENT,  
TOWN HALL,  
BOGNOR REGIS.

May, 1934.

TO THE CHAIRMAN AND MEMBERS OF THE  
PUBLIC HEALTH COMMITTEE.

Mr. Chairman and Gentlemen,

I have the honour to present for your consideration my Fourth Annual Report upon the health of the Urban District of Bognor Regis, for the year ended 31st December, 1933.

It is my privilege to record my thanks to the Members of the Council for their complete consideration of all matters I have brought before them, and to express thanks to my staff, the Clerk of the Council, other officers of the Council, the Matron and staff of the Isolation Hospital, the members of the local Ambulance Detachment, and the General Practitioners of the district, for their invaluable assistance and complete co-operation.

I am, Gentlemen,

Your Obedient Servant,

**H. MICHAEL AYRES,**

Medical Officer of Health.

# BOGNOR REGIS URBAN DISTRICT COUNCIL.

MEMBERS - 1933

J. Caiger, Esq. (Chairman)  
H. N. Booker, Esq. T. W. Marshall, Esq.  
O. A. Bridges, Esq., F.R.I.B.A., J.P. H. Mayo, Esq.  
Dr. R. E. Clarke A. J. Moore, Esq.  
E. J. Cleaves, Esq. Captain H. C. Pocock, O.B.E., R.N.  
M. Cohen, Esq. H. W. Seymour, Esq.  
W. Lawrence, Esq. Captain H. W. E. Thomas  
R. S. Wallis, Esq.  
Commander C. E. Hudson, O.B.E., R.D., R.N.R. (Retd.) (Vice-Chairman)

## Public Health Committee :

Captain H. W. E. Thomas (Chairman)  
H. N. Booker, Esq. W. Lawrence, Esq.  
H. W. Seymour, Esq.

## Public Health Officers of the Local Authority.

The Public Health Staff consists of a part time Medical Officer of Health, a part time Veterinary Surgeon, a whole time Senior Sanitary Inspector, and since the extension of the district on 1st April, 1933, a whole time Second Sanitary Inspector, and two full time Clerks.

Contributions are made by the Ministry of Health under the Public Health Acts to the salaries of those indicated.\*

## Officers :

### \*H. MICHAEL AYRES,

Member of the Royal College of Surgeons (Eng.), Licentiate of the Royal College of Physicians (Lond.), Diploma in Tropical Medicine and Hygiene (Camb. Univ.), Diploma in Public Health (Camb. Univ.).  
Medical Officer of Health.

### R. WATTS,

Member of the Royal College of Veterinary Surgeons.  
Veterinary Surgeon.

### \*F. A. C. CULLEN,

(Certificates of Royal Sanitary Institute as Sanitary Inspector, and as Inspector of Meat and other Foods. Board of Education Certificate in Advanced Building Construction.)  
Sanitary Inspector.

### \*H. K. BRIDGMAN,

(Certificate of Royal Sanitary Institute as Sanitary Inspector, and as Inspector of Meat and other Foods. 1st Class Certificate Union of Education in Building Construction. Royal Sanitary Institute Sanitary Science as applied to Building and Public Works.)  
Assistant Sanitary Inspector.

### R. S. B. KNOWLES

General Clerk.

### Miss M. S. SHARP

Typist.

## Other Appointments and Duties :

Assistant County Medical Officer of Health, West Sussex County Council.

(Part time).

Inspector under Petroleum Act,  
Inspector under Rats and Mice  
Destruction Act.  
Meteorological Observer.

For Isolation Hospital Staff, see special notes on page 29.



**TABLE VI.**  
**GENERAL AND VITAL STATISTICS**  
**1910 — 1933.**

| Year. | Popu-<br>lation. | BIRTHS. |       | DEATHS. |       | POPULATION,<br>Natural Increase |        | Infantile Mortality. |       | Cancer Deaths. |       | Pulmonary Tuberculosis Deaths. |       | Deaths from Zymotic Disease. |       | Scarlet Fever Attack Rate. | Diph-<br>theria Attack Rate. | No. of inhab-<br>ited houses. | New houses (rec-<br>orded). | Houses erected with State assistance. |                  | Rateable Value. | Sum re-<br>pre-<br>sented by penny rate. |
|-------|------------------|---------|-------|---------|-------|---------------------------------|--------|----------------------|-------|----------------|-------|--------------------------------|-------|------------------------------|-------|----------------------------|------------------------------|-------------------------------|-----------------------------|---------------------------------------|------------------|-----------------|--|
|       |                  | No.     | Rate. | No.     | Rate. | No.                             | Total. | No.                  | Rate. | No.            | Rate. | No.                            | Rate. | No.                          | Rate. |                            |                              |                               |                             | By Council                            | By other persons |                 |  |
| 1910  | 8,100            | 130     | 16.0  | 82      | 10.1  | 48                              | 8100   | 7                    | 53.8  | 10             | 1.23  | 8                              | 0.98  | 5                            | 0.60  | 4.3                        | 0.85                         | 1840                          | 72                          | —                                     | —                | £48,479         | £250                                     |
| 1911  | 8,191            | 153     | 18.6  | 105     | 12.8  | 48                              | 8148   | 15                   | 98.0  | 13             | 1.58  | 6                              | 0.73  | 4                            | 0.49  | 0.95                       | 3.40                         | 1885                          | 66                          | —                                     | —                | 48,845          | £260                                     |
| 1912  | 8,387            | 133     | 15.8  | 110     | 13.0  | 23                              | 8171   | 16                   | 120.0 | 10             | 1.19  | 6                              | 0.72  | 4                            | 0.47  | 0.9                        | 1.2                          | 1994                          | 54                          | —                                     | —                | 56,404          | £278                                     |
| 1913  | 8,583            | 151     | 17.5  | 112     | 13.0  | 39                              | 8210   | 14                   | 92.7  | 16             | 1.86  | 15                             | 1.74  | 0                            | —     | 1.3                        | 0.15                         | 2037                          | 82                          | 26*                                   | —                | 60,235          | £292                                     |
| 1914  | 8,779            | 165     | 18.7  | 122     | 13.8  | 43                              | 8253   | 13                   | 78.7  | 13             | 1.48  | 9                              | 1.02  | 0                            | —     | 0.6                        | 0.2                          | 2084                          | 51                          | 17*                                   | —                | 62,016          | £320                                     |
| 1915  | 8,779            | 132     | 15.0  | 104     | 13.5  | 28                              | 8281   | 9                    | 68.1  | 10             | 1.30  | 5                              | 0.65  | 4                            | 0.52  | 2.95                       | 0.2                          | 2084                          | 10                          | —                                     | —                | 62,392          | £340                                     |
| 1916  | 8,348            | 121     | 14.6  | 92      | 12.0  | 29                              | 8310   | 3                    | 24.7  | 12             | 1.43  | 8                              | 0.72  | 1                            | 0.12  | 0.6                        | 0.2                          | 2092                          | 4                           | —                                     | —                | 62,639          | £360                                     |
| 1917  | 8,995            | 115     | 12.5  | 105     | 13.0  | 10                              | 8320   | 5                    | 43.4  | 13             | 1.44  | 5                              | 0.55  | 3                            | 0.40  | —                          | 1.35                         | 2143                          | —                           | —                                     | —                | 62,848          | £380                                     |
| 1918  | 9,299            | 123     | 13.2  | 121     | 14.5  | 2                               | 8322   | 8                    | 65.0  | 14             | 1.50  | 14                             | 1.50  | 3                            | 0.30  | 0.55                       | 2.35                         | 2149                          | —                           | —                                     | —                | 62,896          | £400                                     |
| 1919  | 9,738            | 122     | 13.9  | 107     | 11.5  | 15                              | 8337   | 6                    | 49.1  | 13             | 1.48  | 7                              | 0.80  | 10                           | 1.10  | 2.3                        | 11.1                         | 2150                          | 2                           | —                                     | —                | 63,094          | £420                                     |
| 1920  | 9,722            | 172     | 19.7  | 111     | 12.7  | 61                              | 8398   | 7                    | 40.6  | 14             | 1.60  | 10                             | 1.14  | 5                            | 0.60  | 1.35                       | 8.6                          | 2167                          | 27                          | 7                                     | —                | 63,094          | £440                                     |
| 1921  | 11,490           | 131     | 11.4  | 112     | 9.7   | 19                              | 8417   | 9                    | 68.7  | 19             | 1.65  | 17                             | 1.48  | 1                            | 0.08  | 9.6                        | 1.85                         | 2237                          | 108                         | 66                                    | —                | 67,068          | £460                                     |
| 1922  | 11,580           | 118     | 10.2  | 110     | 9.5   | 8                               | 8425   | 7                    | 59.3  | 14             | 1.21  | 9                              | 0.78  | 0                            | —     | 2.05                       | 0.3                          | 2237                          | 31                          | —                                     | —                | 68,134          | £480                                     |
| 1923  | 11,670           | 109     | 9.3   | 101     | 8.6   | 8                               | 8433   | 7                    | 64.2  | 13             | 1.11  | 10                             | 0.85  | 1                            | 0.08  | 1.65                       | 0.8                          | 2407                          | 48                          | —                                     | —                | 68,538          | £500                                     |
| 1924  | 12,180           | 127     | 10.4  | 114     | 9.3   | 13                              | 8446   | 7                    | 55.1  | 24             | 1.97  | 6                              | 0.49  | 4                            | 0.32  | 1.65                       | 0.5                          | 2543                          | 194                         | 32                                    | 68               | 75,371          | £520                                     |
| 1925  | 12,800           | 174     | 13.6  | 117     | 9.1   | 57                              | 8503   | 6                    | 34.5  | 14             | 1.00  | 5                              | 0.39  | 1                            | 0.08  | 1.72                       | 0.46                         | 2739                          | 254                         | 32                                    | 29               | 81,888          | £540                                     |
| 1926  | 14,022           | 169     | 12.0  | 130     | 9.2   | 39                              | 8542   | 7                    | 41.4  | 20             | 1.42  | 5                              | 0.36  | 1                            | 0.07  | 1.07                       | 0.28                         | 2912                          | 173                         | 41                                    | 85               | 90,206          | £560                                     |
| 1927  | 14,800           | 169     | 11.4  | 130     | 8.8   | 39                              | 8581   | 10                   | 59.2  | 16             | 1.08  | 9                              | 0.61  | 1                            | 0.07  | 1.15                       | 2.03                         | 3155                          | 243                         | 46                                    | 54               | 96,360          | £580                                     |
| 1928  | 15,200           | 179     | 11.1  | 137     | 9.9   | 42                              | 8623   | 9                    | 50.3  | 17             | 1.12  | 15                             | 0.98  | 2                            | 0.13  | 0.72                       | 2.30                         | 3309                          | 154                         | 41                                    | 7                | 100,676         | £600                                     |
| 1929  | 14,360           | 164     | 11.4  | 163     | 11.3  | 1                               | 8624   | 4                    | 24.4  | 27             | 1.88  | 10                             | 0.69  | 0                            | —     | 1.32                       | 0.70                         | 3384                          | 85                          | 37                                    | —                | 154,598         | £620                                     |
| 1930  | 15,750           | 162     | 10.3  | 146     | 9.3   | 16                              | 8640   | 11                   | 68.0  | 21             | 1.33  | 11                             | 0.69  | 1                            | 0.06  | 1.52                       | 0.95                         | 3464                          | 80                          | —                                     | —                | 160,456         | £640                                     |
| 1931  | 12,600           | 168     | 13.3  | 149     | 11.8  | 19                              | 8659   | 5                    | 30.0  | 26             | 2.06  | 8                              | 0.63  | 2                            | 0.16  | 2.0                        | 2.8                          | 3532                          | 68                          | —                                     | —                | 162,982         | £660                                     |
| 1932  | 13,080           | 169     | 12.9  | 152     | 11.6  | 17                              | 8676   | 5                    | 30.0  | 31             | 2.37  | 7                              | 0.53  | 2                            | 0.15  | 3.28                       | 0.92                         | 3613                          | 95                          | —                                     | —                | 165,690         | £680                                     |
| 1933+ | 17,530           | 202     | 12.3  | 202     | 12.3  | —                               | 8676   | 13                   | 64.0  | 35             | 2.13  | 16                             | 0.97  | 1                            | 0.06  | 1.46                       | 1.28                         | 5440                          | 282                         | —                                     | —                | 222,265         | £700                                     |

\* non-assisted.

+ Population figure of 16,400 has been used in calculating rates for 1933. (See notes on page 7.)

# **URBAN DISTRICT OF BOGNOR REGIS.**

## **REPORT OF THE MEDICAL OFFICER OF HEALTH FOR THE YEAR 1933.**

### **1.—General Statistics.**

#### **Area—**

|   |          |
|---|----------|
| Before 1st April (acres) ... ..                                   | 865      |
| After 1st April (acres) ... ..                                    | 2,695    |
| Population (Census, 1921) ... ..                                  | 11,490   |
| Population (Census 1931) ... ..                                   | 13,510   |
| Registrar-General's Estimate of Resident Population (1933) ... .. | 17,530   |
| Number of inhabited houses (1921) ... ..                          | 2,237    |
| Number of inhabited houses (1933) ... ..                          | 5,440    |
| Number of families or separate occupiers (Census 1921) ... ..     | 2,525    |
| Number of families or separate occupiers (Census 1931) ... ..     | 3,239    |
| Rateable value (1933) ... ..                                      | £222,265 |
| Sum represented by a penny rate ... ..                            | £863     |

### **Social Conditions and Occupations.**

The District is a residential one and **essentially a seaside health resort.** There are no large factories, and there are no occupations which have a definite prejudicial effect on health.

### **2.—Extracts from Vital Statistics of the Year.**

(Registrar-General's Statistics.)

|                     | Ttl.      | Males.    | Fem.     | Birth Rate per 1000<br>of the estimated<br>resident population |
|---------------------|-----------|-----------|----------|--|
| <b>Live Births—</b> |           |           |          |  |
| Legitimate .....    | 186       | 102       | 84       |  |
| Illegitimate .....  | 16        | 8         | 8        | 12.3   |
|                     | <hr/> 202 | <hr/> 110 | <hr/> 92 |  |

|                      |         |         |         | Rate per 1000 total<br>(live and still births) |
|----------------------|---------|---------|---------|--|
| <b>Still Births—</b> |         |         |         |  |
| Legitimate .....     | 7       | 6       | 1       |  |
| Illegitimate .....   | 1       | —       | 1       | 38.1   |
|                      | <hr/> 8 | <hr/> 6 | <hr/> 2 |  |

#### **Deaths—**

|   |     |    |     |   |
|---|-----|----|-----|---|
|   | 202 | 94 | 108 | Death Rate per 1000<br>of the estimated Re-<br>sident Population 12.3 |
| Total number of deaths occurring in Public Institutions ... ..  |     |    |     | 45  |
| (Percentage of total deaths, 22.2)  |     |    |     |   |
| Deaths from diseases and accidents of pregnancy and childbirth :—                                     |     |    |     |   |
| From Sepsis ... ..  |     |    |     | Nil   |
| From other causes ... ..  |     |    |     | Nil   |
| Number of deaths of infants under 1 year of age ... ..  |     |    |     | 13  |
| Death rate of infants under 1 year of age per 1000 live births ... ..                                 |     |    |     | 64  |
| There were 186 legitimate children born and 10 deaths, therefore the death<br>rate per 1000 is ... .. |     |    |     | 54  |
| There were 16 illegitimate children born and 3 deaths, therefore the death<br>rate per 1000 is ... .. |     |    |     | 187   |
| Deaths from Measles (all ages) ... ..   |     |    |     | Nil   |
| Deaths from Whooping Cough (all ages) ... ..  |     |    |     | Nil   |
| Deaths from Diarrhoea, etc. (under two years of age) ... ..   |     |    |     | 2   |



## Population.

**Extract from Registrar-General's Statistical Report for the Area, Year ending 31st December, 1933—**

“ The Registrar-General's estimate of the resident population, mid-year 1933, as set out in Table VI, relates to the area as constituted after the change in boundaries. It should be noted, however, that as the number of births and deaths given in this report include, so far as relates to the portion of the year prior to the change, those occurring in the old area, adjustment requires to be made in the population as set out in Table VI, to make allowance for the change of area, and the figure of 16,400 has therefore been used for the calculation of birth and death rates for the year.”

## BIRTHS.

The following figures show for 1933 and for each year since 1910, the number of births, the birth rates, and the proportion at birth of males and females.

|      | Total Births. | Males. | Females. | Birth Rate. | No. of males born per 100 females. |
|------|---------------|--------|----------|-------------|------------------------------------|
| 1910 | 130           | 58     | 72       | 16.0        | 80.5                               |
| 1911 | 153           | 82     | 71       | 18.6        | 115.5                              |
| 1912 | 133           | 68     | 65       | 15.8        | 104.6                              |
| 1913 | 151           | 77     | 74       | 17.5        | 104.05                             |
| 1914 | 165           | 79     | 86       | 18.7        | 91.8                               |
| 1915 | 132           | 80     | 52       | 15.0        | 153.8                              |
| 1916 | 121           | 58     | 63       | 14.6        | 92.06                              |
| 1917 | 115           | 64     | 51       | 12.5        | 125.4                              |
| 1918 | 123           | 54     | 69       | 13.2        | 78.2                               |
| 1919 | 122           | 69     | 53       | 13.9        | 130.1                              |
| 1920 | 172           | 96     | 76       | 19.7        | 126.3                              |
| 1921 | 131           | 69     | 62       | 11.4        | 111.2                              |
| 1922 | 118           | 65     | 53       | 10.2        | 122.6                              |
| 1923 | 109           | 74     | 35       | 9.3         | 211.4                              |
| 1924 | 127           | 66     | 61       | 10.4        | 108.2                              |
| 1925 | 174           | 90     | 84       | 13.6        | 107.1                              |
| 1926 | 169           | 86     | 83       | 12.0        | 103.6                              |
| 1927 | 169           | 85     | 84       | 11.4        | 101.1                              |
| 1928 | 179           | 98     | 81       | 11.1        | 120.09                             |
| 1929 | 164           | 87     | 77       | 11.4        | 113                                |
| 1930 | 162           | 84     | 78       | 10.3        | 107.6                              |
| 1931 | 168           | 82     | 86       | 13.3        | 95.3                               |
| 1932 | 169           | 72     | 97       | 12.9        | 74.2                               |
| 1933 | 202           | 110    | 92       | 12.3        | 119.5                              |

The birth-rate for England and Wales in 1933 was 14.4 live births per 1000.

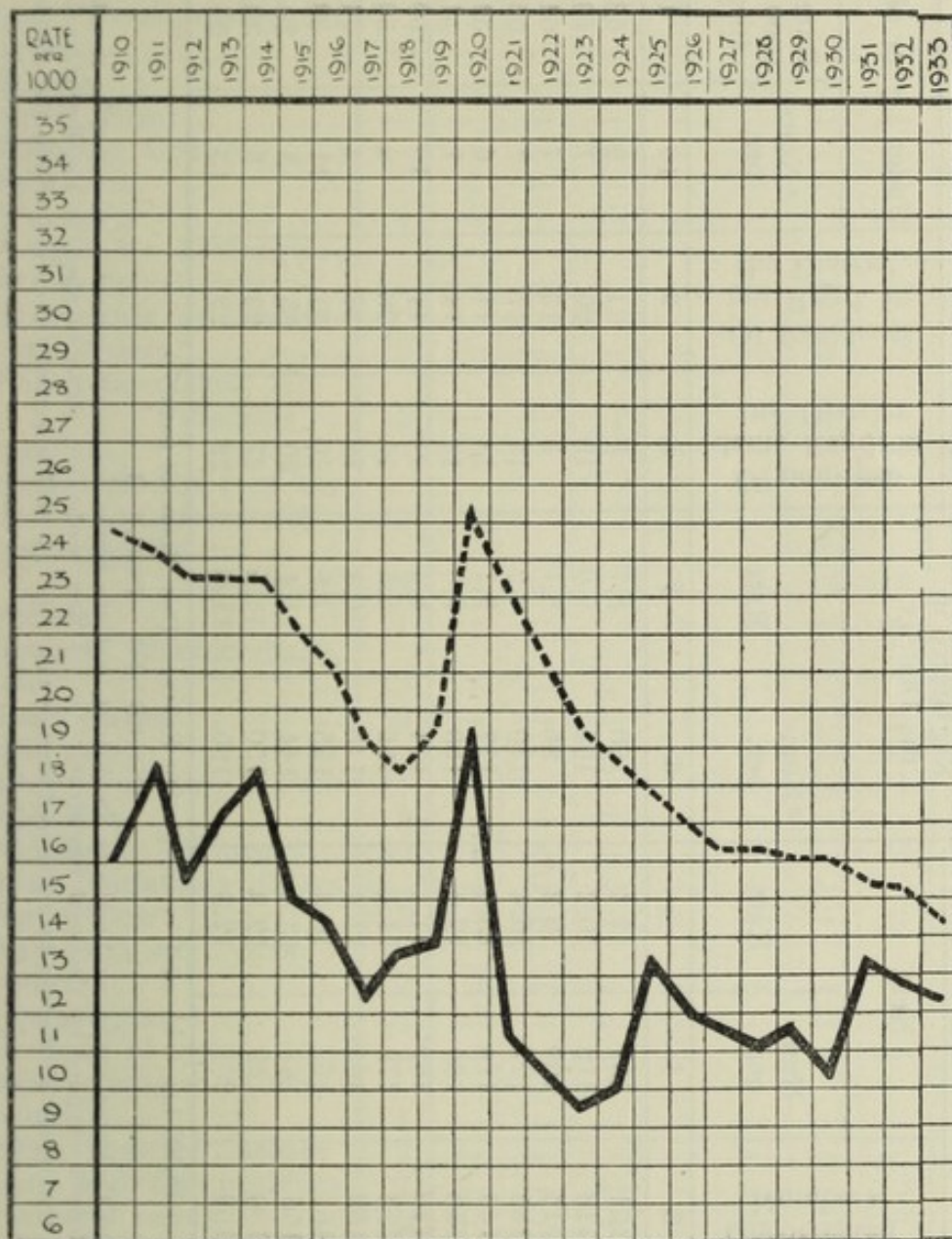


### NATURAL INCREASE OF THE POPULATION.

The following figures show the natural increase in population, or the excess of births over deaths, from 1910—1933.

|      | Total<br>Births. | Total<br>Deaths. | Natural<br>Increase. |
|------|------------------|------------------|----------------------|
| 1910 | 130              | 82               | 48                   |
| 1911 | 153              | 105              | 48                   |
| 1912 | 133              | 110              | 23                   |
| 1913 | 151              | 112              | 39                   |
| 1914 | 165              | 122              | 43                   |
| 1915 | 132              | 104              | 28                   |
| 1916 | 121              | 92               | 29                   |
| 1917 | 115              | 105              | 10                   |
| 1918 | 123              | 121              | 2                    |
| 1919 | 122              | 107              | 15                   |
| 1920 | 172              | 111              | 61                   |
| 1921 | 131              | 112              | 19                   |
| 1922 | 118              | 110              | 8                    |
| 1923 | 109              | 101              | 8                    |
| 1924 | 127              | 114              | 13                   |
| 1925 | 174              | 117              | 57                   |
| 1926 | 169              | 130              | 39                   |
| 1927 | 169              | 130              | 39                   |
| 1928 | 179              | 137              | 42                   |
| 1929 | 164              | 163              | 1                    |
| 1930 | 162              | 146              | 16                   |
| 1931 | 168              | 149              | 19                   |
| 1932 | 169              | 152              | 17                   |
| 1933 | 202              | 202              | —                    |
|      |                  |                  | <hr/> 624 <hr/>      |

**CHART SHOWING THE BIRTH-RATE OF BOGNOR  
REGIS SINCE 1910.**



The dotted line represents the rate for England and Wales.

The district was extended on April 1st, 1933.



TABLE 1.—Vital Statistics of Whole District during 1933 and previous Twelve years.

| Year. | Population estimated to middle of each year. | Births.              |          | Total Deaths Registered in the District. |           | Transferable Deaths † |   | Nett Deaths belonging to the District.  |                     |                            |           |           |
|-------|--|----------------------|----------|--|-----------|-----------------------|---|---|---------------------|----------------------------|-----------|-----------|
|       |  | Uncorrected Numbers. | Nett.    |  | *Num-ber. | Rate.                 | Of non-resi- dents Regd. in the District. | Of Residents not Regd. in the District. | Under 1 year of age |                            | All ages. |           |
|       |  |                      | Num-ber. | Rate.                                    |           |                       |   |   | *Num-ber.           | Rate per 1000 nett Births. |           |           |
|       |  |                      |          |  |           |                       |   |   |                     |                            |           | *Num-ber. |
| 1     | 2  | 3                    | 4        | 5  | 6         | 7                     | 8   | 9                                       | 10                  | 11                         | 12        | 13        |
| 1921  | 11490  | 131                  | 131      | 11.4                                     | 100       | 8.7                   | 9   | 21                                      | 9                   | 68.7                       | 112       | 9.7       |
| 1922  | 11580  | 118                  | 118      | 10.2                                     | 105       | 9.0                   | 15  | 20                                      | 7                   | 59.3                       | 110       | 9.5       |
| 1923  | 11670  | 116                  | 109      | 9.3                                      | 95        | 8.1                   | 7   | 13                                      | 7                   | 64.2                       | 101       | 8.6       |
| 1924  | 12180  | 135                  | 127      | 10.4                                     | 110       | 9.0                   | 13  | 17                                      | 7                   | 55.1                       | 114       | 9.4       |
| 1925  | 12800  | 166                  | 174      | 13.6                                     | 117       | 9.1                   | 11  | 11                                      | 6                   | 34.5                       | 117       | 9.1       |
| 1926  | 14020  | 170                  | 169      | 12.0                                     | 130       | 9.3                   | 14  | 14                                      | 7                   | 41.4                       | 130       | 9.3       |
| 1927  | 14800  | 170                  | 169      | 11.4                                     | 124       | 8.4                   | 11  | 17                                      | 10                  | 59.2                       | 130       | 8.8       |
| 1928  | 15200  | 173                  | 179      | 11.1                                     | 126       | 8.3                   | 15  | 26                                      | 9                   | 50.3                       | 137       | 9.0       |
| 1929  | 14360  | 160                  | 164      | 11.4                                     | 145       | 10.1                  | 19  | 37                                      | 4                   | 24.4                       | 163       | 11.3      |
| 1930  | 15750  | 161                  | 162      | 10.3                                     | 125       | 7.9                   | 10  | 31                                      | 11                  | 68.0                       | 146       | 9.3       |
| 1931  | 12600  | 155                  | 168      | 13.3                                     | 144       | 11.4                  | 20  | 25                                      | 5                   | 30.0                       | 149       | 11.8      |
| 1932  | 13080  | 180                  | 169      | 12.9                                     | 150       | 11.5                  | 27  | 29                                      | 5                   | 30.0                       | 152       | 11.6      |
| 1933† | 17530  | 169                  | 202      | 12.3                                     | 195       | 11.8                  | 22  | 29                                      | 13                  | 64.3                       | 202       | 12.3      |

† Population figure of 16,400 has been used in calculating Rates. (See Notes on page 7.)

NOTES TO TABLE 1.

This table is arranged to show the gross births and deaths in the district, and the births and deaths properly belonging to it with the corresponding rates. Uncorrected births are the figures supplied by the local Registrar. Nett births are those supplied by the Registrar-General.

\* In column 6 are included the whole of the deaths registered during the year as having actually occurred within the district.

In column 12 are entered the number in column 6, corrected by subtraction of the number in column 8, and by addition of the number in column 9. Deaths in column 10 are similarly corrected by subtraction of the deaths under 1 year included in the number given in column 8, and by addition of the deaths under 1 year included in the number given in column 9.

† "Transferable Deaths" are deaths of persons who, having a fixed or usual residence in England or Wales, die in the district other than that in which they ordinarily resided.



TABLE III.

Deaths Registered during the year 1933, classified by age and cause.

(See notes.)

## BOGNOR REGIS URBAN DISTRICT.

| Causes of Death.<br>1  | Nett Deaths at the subjoined ages of "Residents" whether occurring within or without the District. |                   |                         |          |           |            |            |            |                      | MALE.<br>11 | FEMALE.<br>12 |
|--|--|-------------------|-------------------------|----------|-----------|------------|------------|------------|----------------------|-------------|---------------|
|  | All ages<br>2  | Under 1 year<br>3 | 1 year and under 2<br>4 | 2-5<br>5 | 5-15<br>6 | 15-25<br>7 | 25-45<br>8 | 45-65<br>9 | 65 and upwards<br>10 |             |               |
| 1. Typhoid and paratyphoid fevers ... ..                             | —  | —                 | —                       | —        | —         | —          | —          | —          | —                    | —           | —             |
| 2. Measles ... ..  | —  | —                 | —                       | —        | —         | —          | —          | —          | —                    | —           | —             |
| 3. Scarlet Fever ... ..  | —  | —                 | —                       | —        | —         | —          | —          | —          | —                    | —           | —             |
| 4. Whooping Cough ... ..   | —  | —                 | —                       | —        | —         | —          | —          | —          | —                    | —           | —             |
| 5. Diphtheria ... ..   | 1  | 1                 | —                       | —        | —         | —          | —          | —          | —                    | 1           | —             |
| 6. Influenza ... ..  | 8  | —                 | —                       | —        | —         | —          | 1          | 2          | 5                    | 3           | 5             |
| 7. Encephalitis Lethargica.  | —  | —                 | —                       | —        | —         | —          | —          | —          | —                    | —           | —             |
| 8. Cerebro-spinal Fever ...  | —  | —                 | —                       | —        | —         | —          | —          | —          | —                    | —           | —             |
| 9. Tuberculosis of respiratory system ... ..                         | 16   | —                 | —                       | —        | —         | —          | 13         | 3          | —                    | 10          | 6             |
| 10. Other tuberculous diseases ...                                   | 1  | —                 | —                       | 1        | —         | —          | —          | —          | —                    | 1           | —             |
| 11. Syphilis ... ..  | —  | —                 | —                       | —        | —         | —          | —          | —          | —                    | —           | —             |
| 12. General paralysis of the insane, tabes dorsalis...               | 2  | —                 | —                       | —        | —         | —          | —          | 1          | 1                    | 1           | 1             |
| 13. Cancer, malignant disease ...                                    | 35   | —                 | —                       | —        | —         | —          | 3          | 18         | 14                   | 14          | 21            |
| 14. Diabetes ... ..  | 1  | —                 | —                       | —        | —         | —          | —          | —          | 1                    | 1           | —             |
| 15. Cerebral Hæmorrhage, etc. ... ..                                 | 13   | 1                 | —                       | —        | —         | —          | 2          | 3          | 7                    | 6           | 7             |
| 16. Heart disease ... ..   | 50   | —                 | —                       | —        | 1         | —          | 2          | 5          | 42                   | 19          | 31            |
| 17. Aneurysm ... ..  | —  | —                 | —                       | —        | —         | —          | —          | —          | —                    | —           | —             |
| 18. Other circulatory dis'ses  | 11   | —                 | —                       | —        | —         | —          | —          | 1          | 10                   | 5           | 6             |
| 19. Bronchitis ... ..  | 5  | —                 | —                       | —        | —         | —          | —          | 1          | 4                    | 2           | 3             |
| 20. Pneumonia (all forms)...   | 10   | 1                 | —                       | —        | —         | —          | —          | 4          | 5                    | 3           | 7             |
| 21. Other respiratory dis'ses  | —  | —                 | —                       | —        | —         | —          | —          | —          | —                    | —           | —             |
| 22. Peptic Ulcer ... ..  | 2  | —                 | —                       | —        | —         | —          | —          | 1          | 1                    | 1           | 1             |
| 23. Diarrhoea, etc. (under 2 years) ... ..                           | 2  | 2                 | —                       | —        | —         | —          | —          | —          | —                    | 1           | 1             |
| 24. Appendicitis ... ..  | —  | —                 | —                       | —        | —         | —          | —          | —          | —                    | —           | —             |
| 25. Cirrhosis of liver ... ..  | —  | —                 | —                       | —        | —         | —          | —          | —          | —                    | —           | —             |
| 26. Other diseases of liver, etc. ... ..                             | 1  | —                 | —                       | —        | —         | —          | —          | —          | 1                    | —           | 1             |
| 27. Other digestive diseases   | 2  | —                 | —                       | —        | —         | —          | —          | —          | 2                    | 1           | 1             |
| 28. Acute & chronic nephritis  | 7  | —                 | —                       | —        | —         | —          | —          | 3          | 4                    | 3           | 4             |
| 29. Puerperal sepsis ... ..  | —  | —                 | —                       | —        | —         | —          | —          | —          | —                    | —           | —             |
| 30. Other puerperal causes...  | —  | —                 | —                       | —        | —         | —          | —          | —          | —                    | —           | —             |
| 31. Congenital debility, premature birth, malformations, etc. ... .. | 7  | 7                 | —                       | —        | —         | —          | —          | —          | —                    | 6           | 1             |
| 32. Senility ... ..  | 4  | —                 | —                       | —        | —         | —          | —          | —          | 4                    | 2           | 2             |
| 33. Suicide ... ..   | 1  | —                 | —                       | —        | —         | —          | 1          | —          | —                    | 1           | —             |
| 34. Other violence ... ..  | 7  | —                 | —                       | —        | 1         | —          | —          | 2          | 4                    | 5           | 2             |
| 35. Other defined diseases ...                                       | 15   | —                 | —                       | —        | 4         | —          | —          | 5          | 6                    | 8           | 7             |
| 36. Causes ill-defined or unknown ... ..                             | 1  | 1                 | —                       | —        | —         | —          | —          | —          | —                    | —           | 1             |
| TOTAL ... ..   | 202  | 13                | —                       | 1        | 6         | —          | 22         | 49         | 111                  | 94          | 108           |



## DEATHS.

The number of deaths of Bognor Regis people, occurring in Bognor Regis and elsewhere in 1933 was 202. The death-rate per 1000 of the population was 12.3, and for England and Wales 12.3.

As explained in the Report for the year 1925, age and sex distribution of the population have a definite effect on the death-rate. The particular age and sex distribution of the population of Bognor Regis favours a high death-rate, chiefly because of the disproportionately large number of people of advanced years resident in the district. Bognor Regis, in common with the other South Coast towns, is a favourite residential district for invalids and elderly people who have retired from business. This is a circumstance which must be borne in mind when considering the general death-rate, and the death-rates from certain specified diseases,—in particular the Cancer death-rate.

Other factors influencing death-rates are the birth- and death-rates of a district for previous years. Thus, if a district has had a low death-rate for a number of years, the proportion of elderly people in the population will be raised, and this will favour a high death-rate in subsequent years. A low birth-rate for a number of years will have the same effect, for a similar reason.

**It will be noted in Table iii, where the deaths at all ages are analysed, that nearly 55 per cent of the deaths are of persons from 65 years of age and upwards.**

## SEASONAL MORTALITY.

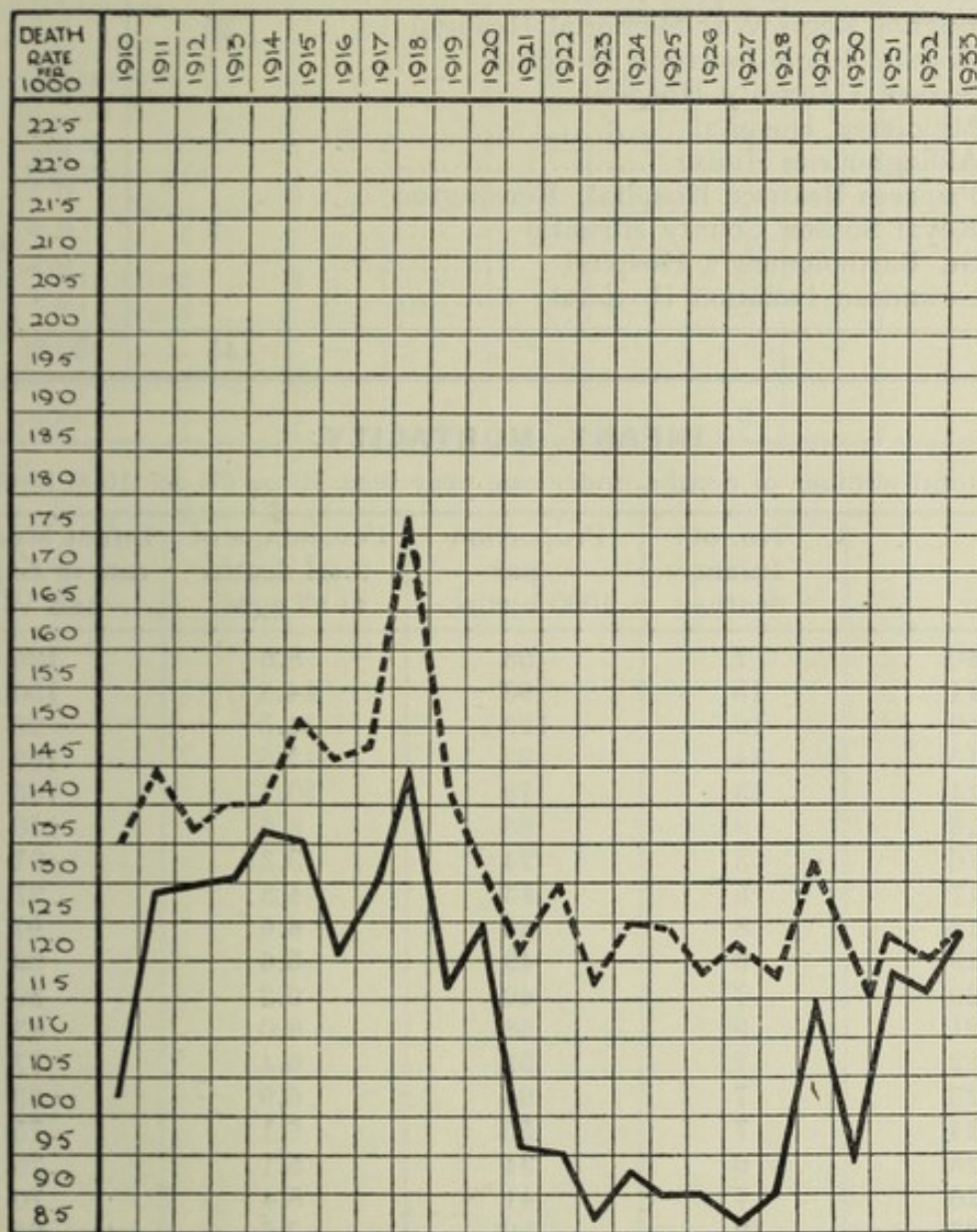
The mortality in the four Quarters of the year is shewn below :—

|                      | Deaths. | Death-rate<br>per 1000. | Rate for England<br>and Wales. |
|----------------------|---------|-------------------------|--------------------------------|
| First Quarter .....  | 68      | 16.6                    | 17.1                           |
| Second Quarter ..... | 38      | 9.2                     | 10.8                           |
| Third Quarter .....  | 40      | 9.8                     | 9.4                            |
| Fourth Quarter ..... | 56      | 13.6                    | 12.0                           |
|                      | 202     | 12.3                    | 12.3                           |

The principal causes of death from 1926 to 1933 inclusive are shewn in the following table :—

|  | 1926. | 1927. | 1928. | 1929. | 1930. | 1931. | 1932. | 1933. |
|--|-------|-------|-------|-------|-------|-------|-------|-------|
| Pulmonary Tuberculosis .....                                     | 5     | 9     | 15    | 10    | 11    | 8     | 7     | 16    |
| Other Forms of Tuberculosis .....                                | 1     | 1     | 2     | 1     | —     | 4     | 1     | 1     |
| Pneumonia (all forms) .....                                      | 3     | 6     | 8     | 9     | 7     | 11    | 6     | 10    |
| Bronchitis and other diseases<br>of the respiratory system ..... | 14    | 15    | 5     | 9     | 4     | 10    | 4     | 5     |
| Diseases of heart and blood<br>vessels .....                     | 28    | 27    | 37    | 49    | 40    | 53    | 42    | 50    |
| Cerebral Hæmorrhage .....  | 8     | 11    | 12    | 8     | 7     | 6     | 11    | 13    |
| Cancer .....   | 20    | 16    | 17    | 27    | 21    | 26    | 31    | 35    |

**CHART SHOWING THE DEATH-RATE OF BOGNOR REGIS  
SINCE 1910.**



The dotted line represents the rate for England and Wales.

The district was extended on April 1st, 1933.



## DEATHS IN PUBLIC INSTITUTIONS.

During the year 45 deaths of Bognor Regis residents occurred in Public Institutions.

| Institution.                                | Number. | Percentage of Total Deaths. |
|---|---------|-----------------------------|
| Royal West Sussex Hospital .....            | 6       | 2.9                         |
| East Preston Workhouse Infirmary .....      | 2       | 0.9                         |
| Chichester Poor Law Institution .....       | 4       | 1.9                         |
| Graylingwell Hospital .....                 | 3       | 1.4                         |
| Bognor Regis War Memorial Hospital .....    | 20      | 9.9                         |
| Bognor Regis Isolation Hospital .....       | 1       | 0.4                         |
| Sussex Maternity Hospital .....             | 2       | 0.9                         |
| Middlesex Hospital .....                    | 1       | 0.4                         |
| Aldingbourne House .....                    | 1       | 0.4                         |
| Princess Beatrice Hospital, Kensington .... | 1       | 0.4                         |
| Royal Sussex County Hospital .....          | 2       | 0.9                         |
| St. Bartholomew's Hospital .....            | 1       | 0.4                         |
| Swandean Isolation Hospital .....           | 1       | 0.4                         |
|   | 45      | 22.2                        |

## INFANT MORTALITY.

The total number of deaths under one year was 13 or 64 per 1000 births.

| Year. | No. of Infant deaths. | Proportion per 1000 births. | Percentage of total deaths at all ages. | Infant Mortality rate in England and Wales. |
|-------|-----------------------|-----------------------------|---|---|
| 1910  | 7                     | 53                          | 8.5                                     | 106   |
| 1911  | 15                    | 98                          | 14.3                                    | 130   |
| 1912  | 16                    | 120                         | 14.5                                    | 95  |
| 1913  | 14                    | 92                          | 12.5                                    | 109   |
| 1914  | 13                    | 78                          | 10.7                                    | 105   |
| 1915  | 9                     | 68                          | 8.6                                     | 110   |
| 1916  | 3                     | 24                          | 3.3                                     | 91  |
| 1917  | 5                     | 43                          | 4.8                                     | 97  |
| 1918  | 8                     | 65                          | 6.6                                     | 97  |
| 1919  | 6                     | 49                          | 5.6                                     | 89  |
| 1920  | 7                     | 40                          | 6.3                                     | 80  |
| 1921  | 9                     | 68                          | 8.0                                     | 83  |
| 1922  | 7                     | 59                          | 6.4                                     | 77  |
| 1923  | 7                     | 64                          | 6.9                                     | 69  |
| 1924  | 7                     | 55                          | 6.1                                     | 75  |
| 1925  | 6                     | 34                          | 5.1                                     | 75  |
| 1926  | 7                     | 41                          | 5.4                                     | 70  |
| 1927  | 10                    | 59                          | 7.7                                     | 69  |
| 1928  | 9                     | 50                          | 6.6                                     | 65  |
| 1929  | 4                     | 24                          | 2.4                                     | 70  |
| 1930  | 11                    | 68                          | 7.5                                     | 60  |
| 1931  | 5                     | 30                          | 3.4                                     | 66  |
| 1932  | 5                     | 30                          | 3.3                                     | 65  |
| 1933  | 13                    | 64                          | 6.4                                     | 64  |

It will be noted in the following table, where the causes of death of children under 1 year are analysed, that there is little definite control. With a very small number of births, as in this area, a few extra deaths will considerably increase the Infantile Mortality Rate, as shown in the above table.

The causes of deaths of children under 1 year for the past eight years are as follows :—

| Causes of Infant Deaths.             | Deaths of infants under 1 year. |      |      |      |      |      |      |      |
|--------------------------------------|---------------------------------|------|------|------|------|------|------|------|
|                                      | 1926                            | 1927 | 1928 | 1929 | 1930 | 1931 | 1932 | 1933 |
| Total — All Causes .....             | 7                               | 10   | 9    | 4    | 11   | 5    | 5    | 13   |
| Measles .....                        | —                               | —    | —    | —    | —    | —    | 1    | —    |
| Whooping Cough .....                 | —                               | —    | —    | —    | —    | 1    | —    | —    |
| Diarrhoeal Diseases .....            | —                               | —    | —    | —    | —    | —    | —    | 2    |
| Bronchitis and Pneumonia...          | —                               | 3    | 1    | 3    | 1    | 1    | 1    | 1    |
| Tuberculosis diseases .....          | —                               | —    | 1    | —    | —    | —    | —    | —    |
| Convulsions .....                    | —                               | —    | —    | —    | —    | —    | 1    | 1    |
| Premature Birth .....                | 2                               | 4    | 4    | 1    | 3    | 3    | 1    | 4    |
| Atrophy, Debility and<br>Marasmus... | 3                               | 1    | —    | —    | 1    | —    | —    | —    |
| Atelectasis .....                    | —                               | —    | —    | —    | 1    | —    | —    | —    |
| Intestinal Obstruction .....         | —                               | —    | —    | —    | —    | —    | 1    | —    |
| Diphtheria and Croup .....           | —                               | —    | —    | —    | —    | —    | —    | 1    |
| Injury at Birth .....                | —                               | —    | —    | —    | —    | —    | —    | 1    |
| Congenital malformations ...         | —                               | —    | —    | —    | —    | —    | —    | 3    |
| All other causes .....               | 2                               | 2    | 3    | —    | 5    | —    | —    | —    |



TABLE IV.

## Infant Mortality, 1933.

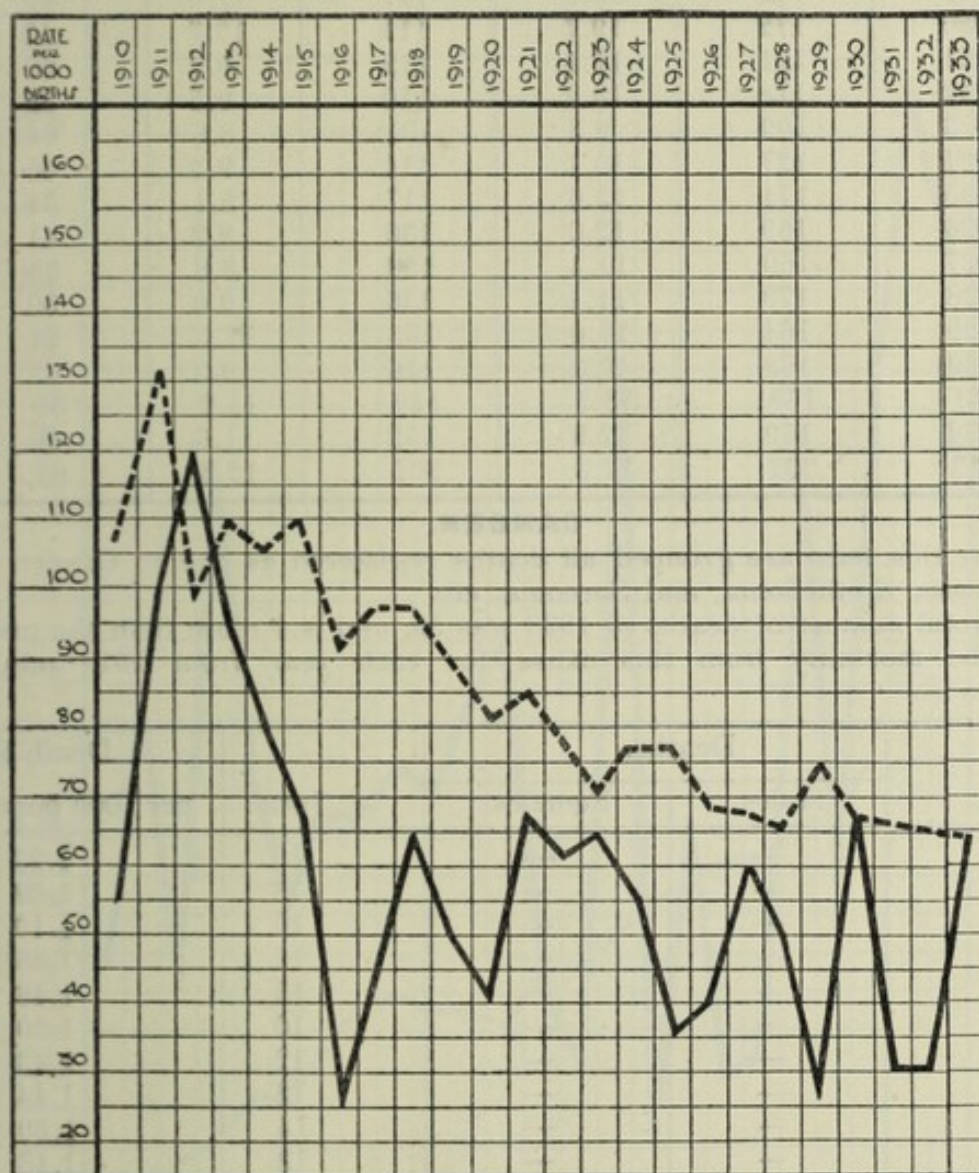
| Nett deaths from stated causes at various ages under 1 year of age. |               |            |            |            |                        |             |             |             |              |                              |
|---|---------------|------------|------------|------------|------------------------|-------------|-------------|-------------|--------------|------------------------------|
| Causes of Death.  | Under 1 week. | 1-2 weeks. | 2-3 weeks. | 3-4 weeks. | Total under one month. | 1-3 months. | 3-6 months. | 6-9 months. | 9-12 months. | Total deaths under one year. |
| All causes .....  | 5             | 1          | 2          | —          | 8                      | 2           | 1           | 1           | 1            | 13                           |
| Small-Pox .....   | —             | —          | —          | —          | —                      | —           | —           | —           | —            | —                            |
| Chicken Pox .....   | —             | —          | —          | —          | —                      | —           | —           | —           | —            | —                            |
| Measles .....   | —             | —          | —          | —          | —                      | —           | —           | —           | —            | —                            |
| Scarlet Fever .....   | —             | —          | —          | —          | —                      | —           | —           | —           | —            | —                            |
| Whooping Cough .....  | —             | —          | —          | —          | —                      | —           | —           | —           | —            | —                            |
| Diphtheria and Croup .....  | —             | —          | —          | —          | —                      | —           | —           | —           | 1            | 1                            |
| Erysipelas .....  | —             | —          | —          | —          | —                      | —           | —           | —           | —            | —                            |
| Tuberculosis meningitis .....                                       | —             | —          | —          | —          | —                      | —           | —           | —           | —            | —                            |
| Tubercular peritonitis .....  | —             | —          | —          | —          | —                      | —           | —           | —           | —            | —                            |
| Other Tuberculosis diseases ....                                    | —             | —          | —          | —          | —                      | —           | —           | —           | —            | —                            |
| Meningitis (not Tubercular) .....                                   | —             | —          | —          | —          | —                      | —           | —           | —           | —            | —                            |
| Convulsions .....   | —             | —          | —          | —          | —                      | 1           | —           | —           | —            | 1                            |
| Laryngitis .....  | —             | —          | —          | —          | —                      | —           | —           | —           | —            | —                            |
| Bronchitis .....  | —             | —          | —          | —          | —                      | —           | —           | —           | —            | —                            |
| Pneumonia (all forms) .....   | —             | —          | —          | —          | —                      | —           | —           | 1           | —            | 1                            |
| Diarrhoea .....   | —             | —          | 1          | —          | 1                      | —           | 1           | —           | —            | 2                            |
| Enteritis .....   | —             | —          | —          | —          | —                      | —           | —           | —           | —            | —                            |
| Gastritis .....   | —             | —          | —          | —          | —                      | —           | —           | —           | —            | —                            |
| Syphilis .....  | —             | —          | —          | —          | —                      | —           | —           | —           | —            | —                            |
| Rickets .....   | —             | —          | —          | —          | —                      | —           | —           | —           | —            | —                            |
| Suffocation, overlying .....  | —             | —          | —          | —          | —                      | —           | —           | —           | —            | —                            |
| Injury at Birth .....   | 1             | —          | —          | —          | 1                      | —           | —           | —           | —            | 1                            |
| Atelectasis .....   | —             | —          | —          | —          | —                      | —           | —           | —           | —            | —                            |
| Congenital malformations .....                                      | 1             | 1          | —          | —          | 2                      | 1           | —           | —           | —            | 3                            |
| Premature Birth .....   | 3             | —          | 1          | —          | 4                      | —           | —           | —           | —            | 4                            |
| Atrophy, Debility and Marasmus ..                                   | —             | —          | —          | —          | —                      | —           | —           | —           | —            | —                            |
| Influenza .....   | —             | —          | —          | —          | —                      | —           | —           | —           | —            | —                            |
| Icterus Neonatorum .....  | —             | —          | —          | —          | —                      | —           | —           | —           | —            | —                            |
| Other causes .....  | —             | —          | —          | —          | —                      | —           | —           | —           | —            | —                            |
|   | 5             | 1          | 2          | —          | 8                      | 2           | 1           | 1           | 1            | 13                           |

Nett births in the year (Legitimate 186) (Illegitimate 16) : 202.

Nett deaths under 1 year of age (Legitimate infants 10) (Illegitimate 3) : 13.



**CHART SHOWING INFANTILE MORTALITY PER 1000 BIRTHS IN  
BOGNOR REGIS SINCE 1910.**



The dotted line represents the rate for England and Wales.

The district was extended on April 1st, 1933.

Table shewing Birth Rate, Death Rate, and Infantile Mortality Rate of Bognor Regis since 1910.

| Year. | No. of Births. | Birth Rate. | No. of Deaths. | Death Rate. | Infantile Mortality Rate. |
|-------|----------------|-------------|----------------|-------------|---------------------------|
| 1910  | 130            | 16.0        | 82             | 10.1        | 53                        |
| 1911  | 153            | 18.6        | 105            | 12.8        | 98                        |
| 1912  | 133            | 15.8        | 110            | 13.0        | 120                       |
| 1913  | 151            | 17.5        | 112            | 13.0        | 92                        |
| 1914  | 165            | 18.7        | 122            | 13.8        | 78                        |
| 1915  | 132            | 15.0        | 104            | 13.5        | 68                        |
| 1916  | 121            | 14.6        | 92             | 12.0        | 24                        |
| 1917  | 115            | 12.5        | 105            | 13.0        | 43                        |
| 1918  | 123            | 13.2        | 121            | 14.5        | 65                        |
| 1919  | 122            | 13.9        | 107            | 11.5        | 49                        |
| 1920  | 172            | 19.7        | 111            | 12.7        | 40                        |
| 1921  | 131            | 11.4        | 112            | 9.7         | 68                        |
| 1922  | 118            | 10.2        | 110            | 9.5         | 59                        |
| 1923  | 109            | 9.3         | 101            | 8.6         | 64                        |
| 1924  | 127            | 10.4        | 114            | 9.3         | 55                        |
| 1925  | 174            | 13.6        | 117            | 9.1         | 34                        |
| 1926  | 169            | 12.0        | 130            | 9.2         | 41                        |
| 1927  | 169            | 11.4        | 130            | 8.8         | 59                        |
| 1928  | 179            | 11.1        | 136            | 9.0         | 50                        |
| 1929  | 164            | 11.4        | 163            | 11.3        | 24                        |
| 1930  | 162            | 10.3        | 146            | 9.3         | 68                        |
| 1931  | 168            | 13.3        | 149            | 11.8        | 30                        |
| 1932  | 169            | 12.9        | 152            | 11.6        | 30                        |
| 1933  | 202            | 12.3        | 202            | 12.3        | 64                        |

#### CANCER.

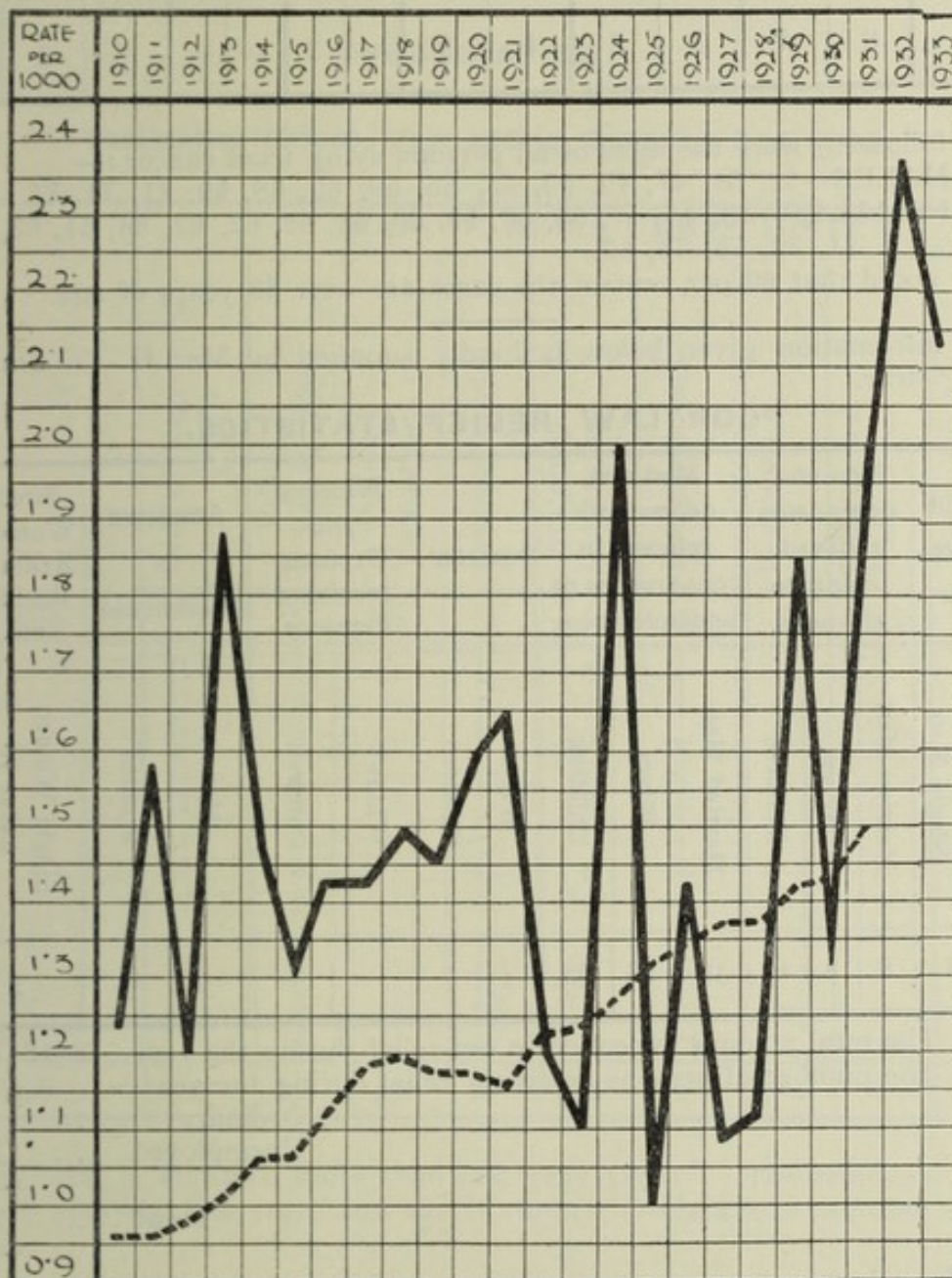
Under this term are grouped all deaths registered as due to Cancer, Malignant Disease, Epithelioma, and Sarcoma, etc.

The total number of deaths in 1933 was 35, and is 4 more than the preceding year. The mortality from this cause for each year from 1910 onward is as follows :—

| Year. | Deaths. |          | Total. | Death Rate<br>per 1000 population. |
|-------|---------|----------|--------|------------------------------------|
|       | Males.  | Females. |        |                                    |
| 1910  | —       | —        | 10     | 1.23                               |
| 1911  | —       | —        | 13     | 1.58                               |
| 1912  | —       | —        | 10     | 1.19                               |
| 1913  | —       | —        | 16     | 1.86                               |
| 1914  | —       | —        | 13     | 1.48                               |
| 1915  | —       | —        | 10     | 1.30                               |
| 1916  | —       | —        | 12     | 1.43                               |
| 1917  | —       | —        | 13     | 1.44                               |
| 1918  | —       | —        | 14     | 1.50                               |
| 1919  | —       | —        | 13     | 1.48                               |
| 1920  | —       | —        | 14     | 1.60                               |
| 1921  | —       | —        | 19     | 1.65                               |
| 1922  | —       | —        | 14     | 1.21                               |
| 1923  | —       | —        | 13     | 1.11                               |
| 1924  | 9       | 15       | 24     | 1.97                               |
| 1925  | 5       | 9        | 14     | 1.00                               |
| 1926  | 7       | 13       | 20     | 1.42                               |
| 1927  | 7       | 9        | 16     | 1.08                               |
| 1928  | 8       | 9        | 17     | 1.12                               |
| 1929  | 13      | 14       | 27     | 1.88                               |
| 1930  | 6       | 15       | 21     | 1.33                               |
| 1931  | 12      | 14       | 26     | 2.06                               |
| 1932  | 13      | 18       | 31     | 2.37                               |
| 1933  | 14      | 21       | 35     | 2.13                               |



**CHART SHOWING DEATH RATES FROM CANCER IN BOGNOR  
REGIS SINCE 1910.**



The dotted line represents the rate for England and Wales.

The district was extended on April 1st, 1933.

In the following Table the sites of fatal cancer for both sexes are shewn for the year 1933 :—

| Buccal cavity (lip, tongue, etc.) |    | Stomach, Liver. |    | Intestines, rectum, peritoneum. |    | Genital Organs. |    | Breast. |    | Skin. |    | Other Organs. |    | Total. |    |
|-----------------------------------|----|-----------------|----|---------------------------------|----|-----------------|----|---------|----|-------|----|---------------|----|--------|----|
| M.                                | F. | M.              | F. | M.                              | F. | M.              | F. | M.      | F. | M.    | F. | M.            | F. | M.     | F. |
| —                                 | —  | 8               | 4  | 2                               | 6  | 1               | 5  | —       | 3  | —     | —  | 3             | 3  | 14     | 21 |

#### Age.

The following were the ages of all persons dying from cancer :—

MALES—32, 38, 47, 49, 50, 55, 55, 59, 66, 68, 69, 71, 71, 75.

FEMALES—40, 46, 47, 53, 56, 59, 60, 61, 62, 62, 62, 63, 64, 65, 68, 70, 71, 72, 75, 75, 85.

It is noted that 60 per cent of the cases are over 60 years of age.

The information given below is kindly supplied by Mr. H. G. Smith, the local Registrar.

#### POOR LAW RELIEF STATISTICS.

| In receipt of old age Pension. |              |                         | Men and dependents relieved owing to sickness. |       |          | Men and dependents relieved in consequence of unemployment |       |          | Deserted. |          | Widows and Orphans receiving Pensions. |          | Admitted to Workhouse. |       | Single Women Mentally Feeble, etc. | Total |
|--------------------------------|--------------|-------------------------|--|-------|----------|--|-------|----------|-----------|----------|--|----------|------------------------|-------|------------------------------------|-------|
| Widows                         | Single Women | Widowers and Single Men | Married Men                                    | Wives | Children | Married Men  | Wives | Children | Wives     | Children | Widows                                 | Children | Men                    | Women | Single Women under 70              |       |
| 4                              | 3            | 8                       | 8  | 8     | 13       | 31   | 28    | 82       | 4         | 6        | —                                      | —        | 9                      | 14    | 5                                  | 223   |

(1) The total amount expended in out-relief during the year £848 12 6

(2) The number of persons receiving relief during the year—

Ordinary ... 82

Unemployed ... 141

Total ... 223

#### Summary.

| Year. | Number of Persons. | Amount.   |
|-------|--------------------|-----------|
| 1926  | 126                | £797 19 0 |
| 1927  | 215                | £976 17 5 |
| 1928  | 218                | £997 5 8  |
| 1929  | 149                | £903 0 4  |
| 1930  | 189                | £799 6 3  |
| 1931  | 233                | £845 0 0  |
| 1932  | 239                | £987 1 8  |
| 1933  | 223                | £848 12 6 |



## VACCINATION.

Vaccination Return, Year ending December 31st, 1933.

| BOGNOR REGIS URBAN DISTRICT. |                           |                     |                      |                   |                        |                |           |                        |                          |         |
|------------------------------|---------------------------|---------------------|----------------------|-------------------|------------------------|----------------|-----------|------------------------|--------------------------|---------|
|                              | No. of Registered Births. | Public Vaccination. | Private Vaccination. | Insusceptibility. | Statutory Declaration. | Postponements. | Removals. | Deaths not Vaccinated. | Cases not Accounted for. | TOTALS. |
| 1933.                        | 1                         | 2                   | 3                    | 4                 | 5                      | 6              | 7         | 8                      | 9                        | 10      |
| January ...                  | 14                        | 4                   | 1                    | —                 | 8                      | —              | 1         | —                      | —                        | 14      |
| February ...                 | 19                        | 3                   | 3                    | —                 | 11                     | —              | 1         | 1                      | —                        | 19      |
| March ...                    | 12                        | 2                   | —                    | —                 | 10                     | —              | —         | —                      | —                        | 12      |
| April ...                    | 13                        | 1                   | —                    | —                 | 10                     | —              | 1         | 1                      | —                        | 13      |
| May ...                      | 16                        | 4                   | 3                    | —                 | 8                      | —              | 1         | —                      | —                        | 16      |
| June ...                     | 11                        | 4                   | —                    | —                 | 7                      | —              | —         | —                      | —                        | 11      |
| July ...                     | 12                        | 3                   | 1                    | —                 | 8                      | —              | —         | —                      | —                        | 12      |
| August ...                   | 23                        | 2                   | 1                    | —                 | 16                     | —              | —         | 1                      | 3                        | 23      |
| September ...                | 1                         | 2                   | 4                    | —                 | 9                      | —              | —         | 1                      | 3                        | 19      |
| October ...                  | 12                        | —                   | 1                    | —                 | 5                      | —              | —         | 2                      | 4                        | 12      |
| November ...                 | 21                        | 3                   | 1                    | —                 | 12                     | —              | —         | 1                      | 4                        | 21      |
| December ...                 | 15                        | 3                   | 1                    | —                 | 5                      | —              | —         | 1                      | 5                        | 15      |
| TOTALS ...                   | 187                       | 31                  | 16                   | —                 | 109                    | —              | 4         | 8                      | 19                       | 187     |

This total is eighteen more than last year (169). The removals are four, compared with six last year, and the Statutory Declarations are 109, compared with 108.

**TABLE II.**  
**Cases of Infectious Disease notified during 1933.**

| DISEASE.            | Cases notified. |         |         |         |         |          |           |           |           |           |           |              | Admitted<br>to<br>Isolation<br>Hospital. | Deaths of notified cases. |          |         |         |         |         |          |           |           |           |           |           |              |        |
|---------------------|-----------------|---------|---------|---------|---------|----------|-----------|-----------|-----------|-----------|-----------|--------------|--|---------------------------|----------|---------|---------|---------|---------|----------|-----------|-----------|-----------|-----------|-----------|--------------|--------|
|                     | Under 1.        | 1 to 2. | 2 to 3. | 3 to 4. | 4 to 5. | 5 to 10. | 10 to 15. | 15 to 20. | 20 to 35. | 35 to 45. | 45 to 65. | 65 and over. |  | TOTAL.                    | Under 1. | 1 to 2. | 2 to 3. | 3 to 4. | 4 to 5. | 5 to 10. | 10 to 15. | 15 to 20. | 20 to 35. | 35 to 45. | 45 to 65. | 65 and over. | TOTAL. |
| Scarlet fever       | —               | 1       | —       | 3       | 4       | 9        | 1         | —         | 4         | 2         | —         | —            | 24                                       | 20                        | —        | —       | —       | —       | —       | —        | —         | —         | —         | —         | —         | —            | —      |
| Diphtheria          | 2               | —       | 1       | 2       | 2       | 5        | 7         | —         | 2         | —         | —         | —            | 21                                       | 18                        | 1        | —       | —       | —       | —       | —        | —         | —         | —         | —         | —         | —            | 1      |
| Pneumonia           | —               | —       | —       | —       | —       | 1        | —         | —         | —         | 2         | 1         | 1            | 5  | —                         | —        | —       | —       | —       | —       | —        | —         | —         | —         | —         | —         | —            | 1      |
| Puerperal Pyrexia   | —               | —       | —       | —       | —       | —        | —         | —         | 2         | —         | —         | —            | 2  | —                         | —        | —       | —       | —       | —       | —        | —         | 1         | —         | —         | —         | —            | 1      |
| Puerperal Fever     | —               | —       | —       | —       | —       | —        | —         | —         | 2         | —         | —         | —            | 2  | —                         | —        | —       | —       | —       | —       | —        | —         | —         | —         | —         | —         | —            | —      |
| Erysipelas          | —               | —       | —       | —       | —       | —        | —         | —         | 1         | —         | —         | 1            | 2  | —                         | —        | —       | —       | —       | —       | —        | —         | —         | —         | —         | —         | —            | —      |
| Encephalitis        | —               | —       | —       | —       | —       | —        | —         | —         | —         | —         | —         | —            | —  | —                         | —        | —       | —       | —       | —       | —        | —         | —         | —         | —         | —         | —            | —      |
| Lethargica          | —               | —       | —       | —       | —       | —        | —         | —         | —         | —         | —         | —            | 0  | —                         | —        | —       | —       | —       | —       | —        | —         | —         | —         | —         | —         | —            | —      |
| Ophthalmia          | —               | —       | —       | —       | —       | —        | —         | —         | —         | —         | —         | —            | —  | —                         | —        | —       | —       | —       | —       | —        | —         | —         | —         | —         | —         | —            | —      |
| Neonatorum          | 1               | —       | —       | —       | —       | —        | —         | —         | —         | —         | —         | —            | 1  | —                         | —        | —       | —       | —       | —       | —        | —         | —         | —         | —         | —         | —            | —      |
| Bacillary Dysentery | —               | —       | —       | 1       | —       | —        | —         | —         | —         | —         | —         | —            | 1  | —                         | —        | —       | —       | —       | —       | —        | —         | —         | —         | —         | —         | —            | —      |



## NOTIFIABLE DISEASES.

The following is a list of the diseases which are now notifiable :—

|                                       |                                |
|---------------------------------------|--------------------------------|
| Scarlet Fever.                        | Relapsing Fever.               |
| Diphtheria.                           | Continued Fever.               |
| Membranous Croup.                     | Plague.                        |
| Typhoid, Enteric & Paratyphoid Fever. | Pulmonary Tuberculosis.        |
| Puerperal Fever.                      | Other forms of Tuberculosis.   |
| Puerperal Pyrexia.                    | Trench Fever.                  |
| Cholera.                              | Ophthalmia Neonatorum.         |
| Erysipelas.                           | Cerebro-Spinal Fever.          |
| Malaria.                              | Acute Encephalitis Lethargica. |
| Dysentery.                            | Acute Polioencephalitis.       |
| Small Pox.                            | Acute Primary Pneumonia.       |
| Typhus.                               | Acute Influenzal Pneumonia.    |

Diseases which are not notifiable are Measles, German Measles, Mumps, Chicken Pox, Whooping Cough, and Influenza.

## DIPHTHERIA.

The number of cases notified during the year was 21.

The incidence and fatality of Diphtheria in Bognor Regis is shewn in the table below :—

|      | Cases. | Deaths. | Fatality<br>per cent. |
|------|--------|---------|-----------------------|
| 1910 | 7      | 2       | 28.6                  |
| 1911 | 28     | 3       | 10.7                  |
| 1912 | 10     | 1       | 10.0                  |
| 1913 | 1      | —       | —                     |
| 1914 | 2      | —       | —                     |
| 1915 | 26     | 3       | 11.5                  |
| 1916 | 2      | —       | —                     |
| 1917 | 13     | 4       | 30.8                  |
| 1918 | 22     | 2       | 9.1                   |
| 1919 | 96     | 6       | 6.2                   |
| 1920 | 75     | 6       | 8.0                   |
| 1921 | 21     | —       | —                     |
| 1922 | 3      | —       | —                     |
| 1923 | 9      | 1       | 11.1                  |
| 1924 | 6      | —       | —                     |
| 1925 | 6      | —       | —                     |
| 1926 | 4      | —       | —                     |
| 1927 | 30     | 2       | 6.6                   |
| 1928 | 35     | 2       | 5.7                   |
| 1929 | 10     | —       | —                     |
| 1930 | 15     | 1       | 6.6                   |
| 1931 | 36     | 2       | 5.6                   |
| 1932 | 12     | 2       | 16.6                  |
| 1933 | 21     | 1       | 4.8                   |

18 cases were removed to the Isolation Hospital.

The following is an analysis of the 21 cases :—

|                                      |     |     |     |     |     |     |   |
|--------------------------------------|-----|-----|-----|-----|-----|-----|---|
| Local cases                          | ... | ... | ... | ... | ... | ... | 7 |
| Contacts with previous local cases   | ... | ... | ... | ... | ... | ... | 3 |
| Visitors                             | ... | ... | ... | ... | ... | ... | 7 |
| Visitor contacts with previous cases | ... | ... | ... | ... | ... | ... | 4 |

### SCARLET FEVER.

The incidence and fatality of this disease since 1910 is shewn below :—

|      | Cases. | Deaths. | Fatality<br>per cent. |
|------|--------|---------|-----------------------|
| 1910 | 35     | —       | —                     |
| 1911 | 8      | —       | —                     |
| 1912 | 8      | —       | —                     |
| 1913 | 11     | —       | —                     |
| 1914 | 5      | —       | —                     |
| 1915 | 14     | —       | —                     |
| 1916 | 5      | —       | —                     |
| 1917 | 0      | —       | —                     |
| 1918 | 5      | —       | —                     |
| 1919 | 20     | —       | —                     |
| 1920 | 12     | —       | —                     |
| 1921 | 112    | 1       | .9                    |
| 1922 | 24     | —       | —                     |
| 1923 | 19     | —       | —                     |
| 1924 | 20     | —       | —                     |
| 1925 | 22     | —       | —                     |
| 1926 | 15     | —       | —                     |
| 1927 | 17     | —       | —                     |
| 1928 | 11     | —       | —                     |
| 1929 | 19     | —       | —                     |
| 1930 | 24     | —       | —                     |
| 1931 | 25     | —       | —                     |
| 1932 | 43     | —       | —                     |
| 1933 | 24     | —       | —                     |

20 cases were removed to the Infectious Diseases Hospital.

The following is an analysis of the 24 cases :—

|                                    |     |     |     |     |     |     |     |    |
|------------------------------------|-----|-----|-----|-----|-----|-----|-----|----|
| Local cases                        | ... | ... | ... | ... | ... | ... | ... | 17 |
| Local contacts with previous cases | ... | ... | ... | ... | ... | ... | ... | 2  |
| Visitors                           | ... | ... | ... | ... | ... | ... | ... | 5  |

### CONTROL OVER INFECTIOUS DISEASE.

When an infectious disease is notified a thorough investigation is carried out immediately. In the case of children, all contacts are excluded from School for the regulation periods and the head teachers notified. There is now a complete co-operation between the Sunday School correspondents and the Public Health Department, and when children are excluded from the day school, they are also excluded from the Sunday School.



### MEASLES.

The number of deaths since 1910 is as follows :—

|      | Deaths. | Death Rate. |
|------|---------|-------------|
| 1910 | —       | —           |
| 1911 | 2       | .24         |
| 1912 | —       | —           |
| 1913 | —       | —           |
| 1914 | —       | —           |
| 1915 | —       | —           |
| 1916 | —       | —           |
| 1917 | 4       | .49         |
| 1918 | 1       | .12         |
| 1919 | 4       | .48         |
| 1920 | —       | —           |
| 1921 | —       | —           |
| 1922 | —       | —           |
| 1923 | —       | —           |
| 1924 | 1       | .08         |
| 1925 | —       | —           |
| 1926 | —       | —           |
| 1927 | —       | —           |
| 1928 | —       | —           |
| 1929 | —       | —           |
| 1930 | —       | —           |
| 1931 | —       | —           |
| 1932 | 1       | .07         |
| 1933 | —       | —           |

The principal source of information of its prevalence are the notifications of cases occurring among Elementary School children. These are obtained from Head Teachers. The number notified in this way during 1933 was 2.

### WHOOPIING COUGH.

The mortality record since 1910 is as follows :—

|           | Deaths. | Death Rate. |
|-----------|---------|-------------|
| 1910—1914 | 4       | —           |
| 1915—1919 | 2       | —           |
| 1920—1924 | 1       | —           |
| 1925      | 1       | .08         |
| 1926      | 1       | .07         |
| 1927      | —       | —           |
| 1928      | —       | —           |
| 1929      | —       | —           |
| 1930      | —       | —           |
| 1931      | 1       | .08         |
| 1932      | 1       | .08         |
| 1933      | —       | —           |

The number of cases notified from the Elementary Schools was 6.

|                               |   |                          |
|-------------------------------|---|--------------------------|
| Smallpox.                     | } | No cases were notified   |
| Enteric & paratyphoid fever.  | } | during the year.         |
| Puerperal Fever and Puerperal | } | Four cases were notified |
| Pyrexia.                      | } | during the year.         |
| Encephalitis Lethargica       | } | No cases were notified   |
|                               | } | during the year.         |
| Ophthalmia Neonatorum         | } | One case was notified    |
|                               | } | during the year.         |

## TUBERCULOSIS.

Twenty-five cases were notified during 1933 :—

Pulmonary—Males 10.  
Females 7.

Non-pulmonary—Males 5.  
Females 3.

In addition to these, 37 cases were added to the Register, six having been brought to notice otherwise than by formal notification, and 31 cases residing in the old Westhampnett area added to the Register on the extension of boundaries on April 1st.

### Tuberculosis Cases on the Register, December 31st, 1933.

| PULMONARY. |          |        | NON-PULMONARY. |          |        | TOTAL. |
|------------|----------|--------|----------------|----------|--------|--------|
| Males.     | Females. | Total. | Males.         | Females. | Total. |        |
| 44         | 40       | 84     | 27             | 21       | 48     | 132    |

The ages of the cases notified in 1933 and of the fatal cases for the same year are shewn below :—

| Age Periods.     | New Cases. |    |                |    | Deaths.    |    |                |    |
|------------------|------------|----|----------------|----|------------|----|----------------|----|
|                  | Pulmonary. |    | Non-Pulmonary. |    | Pulmonary. |    | Non-Pulmonary. |    |
|                  | M.         | F. | M.             | F. | M.         | F. | M.             | F. |
| Under 1 year ... | —          | —  | —              | —  | —          | —  | —              | —  |
| 1— 5 years ...   | —          | —  | 1              | 1  | —          | —  | 1              | —  |
| 5—10 „ ...       | —          | —  | 3              | —  | —          | —  | —              | —  |
| 10—15 „ ...      | —          | 1  | —              | —  | —          | —  | —              | —  |
| 15—20 „ ...      | —          | —  | —              | —  | —          | —  | —              | —  |
| 20—25 „ ...      | 2          | —  | 1              | 2  | —          | —  | —              | —  |
| 25—35 „ ...      | 2          | 5  | —              | —  | 4          | 3  | —              | —  |
| 35—45 „ ...      | 1          | 1  | —              | —  | 5          | 2  | —              | —  |
| 45—55 „ ...      | 4          | —  | —              | —  | 1          | —  | —              | —  |
| 55—65 „ ...      | 1          | —  | —              | —  | —          | 1  | —              | —  |
| 65 upwards ...   | —          | —  | —              | —  | —          | —  | —              | —  |
|                  | 10         | 7  | 5              | 3  | 10         | 6  | 1              | —  |
|                  | 17         |    | 8              |    | 16         |    | 1              |    |
|                  | 25         |    |                |    | 17         |    |                |    |

This total of 17 deaths is 9 more than in 1932.

Of the total deaths from Tuberculosis, 4 or 23.5 per cent had not been notified during life.



The following statement shews the mortality from Tuberculosis (Pulmonary and Non-Pulmonary) in Bognor Regis and England and Wales since 1910 :—

| Year. | Deaths. | Death Rate per 1000 of the population. |                   |
|-------|---------|--|-------------------|
|       |         | Bognor Regis.                          | England & Wales.  |
| 1910  | 12      | 1.48                                   | 1.42              |
| 1911  | 9       | 1.10                                   | 1.45              |
| 1912  | 10      | 1.19                                   | 1.36              |
| 1913  | 17      | 1.98                                   | 1.34              |
| 1914  | 13      | 1.49                                   | 1.35              |
| 1915  | 7       | .80                                    | 1.44              |
| 1916  | 6       | .71                                    | 1.42              |
| 1917  | 8       | .90                                    | 1.47              |
| 1918  | 17      | 1.83                                   | 1.53              |
| 1919  | 10      | 1.03                                   | 1.23              |
| 1920  | 11      | 1.13                                   | 1.12              |
| 1921  | 18      | 1.56                                   | 1.12              |
| 1922  | 10      | .86                                    | 1.11              |
| 1923  | 11      | .94                                    | 1.05              |
| 1924  | 7       | .57                                    | 1.04              |
| 1925  | 5       | .39                                    | 1.02              |
| 1926  | 6       | .43                                    | 0.94              |
| 1927  | 10      | .68                                    | 0.95              |
| 1928  | 17      | 1.12                                   | 0.91              |
| 1929  | 11      | .76                                    | 0.93              |
| 1930  | 11      | .69                                    | 0.90              |
| 1931  | 12      | .95                                    | 0.89              |
| 1932  | 8       | .61                                    | 1.54              |
| 1933  | 17      | 1.03                                   | not available yet |

In the following Tables the mortality since 1910 is shewn (at all ages, and for the first five years of life).

**Deaths from Tuberculosis at all ages.**

(Pulmonary and non-pulmonary.)

|           | Pulmonary. | Non-Pulmonary. | Total. |
|-----------|------------|----------------|--------|
| 1910—1914 | 44         | 17             | 61     |
| 1915—1919 | 37         | 11             | 48     |
| 1920—1924 | 52         | 5              | 57     |
| 1925      | 5          | —              | 5      |
| 1926      | 5          | 1              | 6      |
| 1927      | 9          | 1              | 10     |
| 1928      | 15         | 2              | 17     |
| 1929      | 10         | 1              | 11     |
| 1930      | 11         | 0              | 11     |
| 1931      | 8          | 4              | 12     |
| 1932      | 7          | 1              | 8      |
| 1933      | 16         | 1              | 17     |

**Deaths from Tuberculosis under 5 years of age since 1910.**

(Pulmonary and non-pulmonary.)

|           | Pulmonary. | Non-Pulmonary. | Total. |
|-----------|------------|----------------|--------|
| 1910—1914 | 2          | 8              | 10     |
| 1915—1919 | 0          | 7              | 7      |
| 1920—1924 | 0          | 3              | 3      |
| 1925      | 0          | 0              | 0      |
| 1926      | 0          | 0              | 0      |
| 1927      | 0          | 1              | 1      |
| 1928      | 0          | 1              | 1      |
| 1929      | 0          | 1              | 1      |
| 1930      | 0          | 0              | 0      |
| 1931      | 0          | 1              | 1      |
| 1932      | 0          | 0              | 0      |
| 1933      | 0          | 1              | 1      |



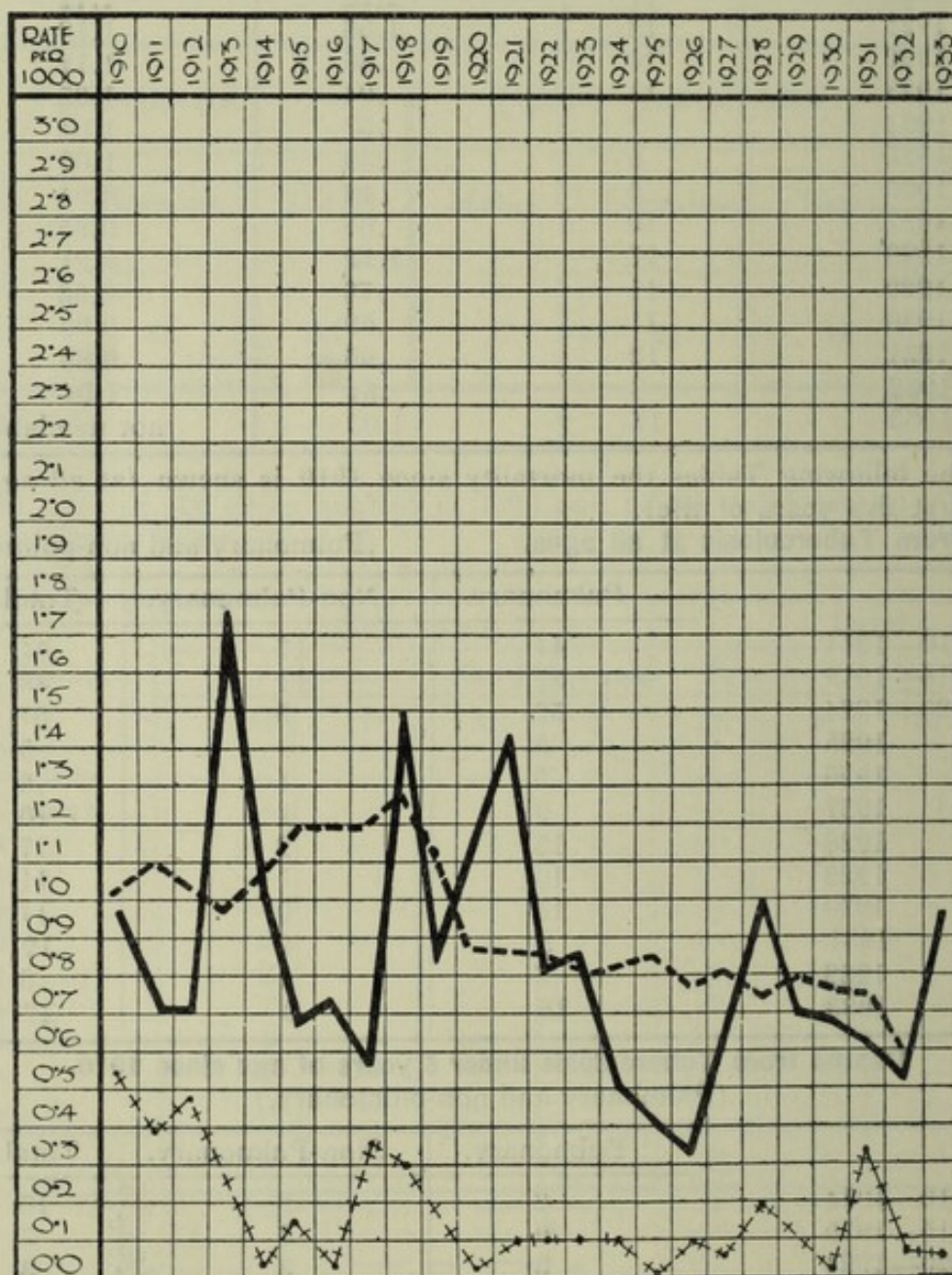
### Public Health Prevention of Tuberculosis Regulations, 1925.

These Regulations prohibit any one who is aware that he is suffering from Pulmonary Tuberculosis from being employed in connection with a dairy in any manner likely to create danger of infection of the milk. No such case has arisen during the year under review.

### Section 62 of the Public Health Act, 1925.

This section empowers the Local Authority to obtain the removal to Hospital of infectious persons suffering from Pulmonary Tuberculosis. No action was found necessary by this Authority during the year.

**CHART SHOWING DEATH-RATES FROM PULMONARY TUBERCULOSIS AND OTHER TUBERCULAR DISEASES SINCE 1910.**



———— Pulmonary Tuberculosis—Bognor Regis.  
----- Pulmonary Tuberculosis—England and Wales.  
+ + + Other Tubercular Diseases—Bognor Regis.

The district was extended on April 1st, 1933.



## **GENERAL PROVISION OF HEALTH SERVICES IN THE AREA.**

### **Infectious Diseases Hospital.**

The present Staff is as follows :—

- (1) Miss S. A. Mountford, Matron.
- (2) Miss E. D. Attoe, Senior Nurse.
- (3) Miss H. M. Boorman, Assistant Nurse.
- (4) Miss M. R. Williams, Assistant Nurse.

The Infectious Diseases Hospital is situated within the district, and lies on the west side of Hawthorn Road. It consists of :—

(a) An administration block with accommodation for the Nursing Staff.

(b) Two ward blocks, each containing two wards, bathroom and offices, and kitchen. One block provides accommodation for twelve Diphtheria patients, and the other for twelve Scarlet Fever patients.

(c) A separate block, containing Mortuary, Laundry and Disinfecting Chamber.

(d) A Porter's Lodge.

There is an observation Room in the Scarlet Fever block. This is for the purpose of isolating suspicious cases until a definite diagnosis can be made.

During the year 18 cases of Diphtheria, 20 cases of Scarlet Fever, and 7 observation cases have been treated in the Hospital. There were two deaths—one from Diphtheria and one from Septicæmia (an observation case).

### **Hospitals Provided or Subsidised by the County Council.**

#### **1.—TUBERCULOSIS.**

There is a Sanatorium for the treatment of cases at Aldingbourne House, with accommodation for 59 adults and 8 children.

There is a ward containing twelve beds for advanced cases at the Worthing Isolation Hospital, Swandean.

Cases of Surgical Tuberculosis are received at the Royal West Sussex Hospital, Chichester, and in the case of children, at Lord Mayor Treloar's Hospital, at Alton, Hants.

During the year 16 patients from this district have been treated at Aldingbourne House, 5 patients at Swandean, 3 patients at Alton and 1 patient at King George's Sanatorium for Sailors, Bramshott.

#### **2.—MATERNITY.**

The County Council have an arrangement with the Hospital for Women, Buckingham Road, Brighton, whereby two beds are reserved for the reception of difficult cases of labour.

In January, 1924, arrangements were made by the County Council with the Guardians of the Steyning Union for the admission of normal cases to the Southlands Hospital (Steyning Infirmary) and this arrangement continued to operate when the Institution was transferred on 1st April, 1930, to the East Sussex County Council under the Local Government Act, 1929. It is intended for cases where the home conditions under which the mother is living are unsatisfactory.

During the year, 3 cases have been treated at the Hospital for Women, Brighton, and 6 cases at the Shoreham Infirmary (now named Southlands Hospital).

#### **3.—CHILDREN.**

The County Council have an arrangement with the Alexandra Hospital for Children, Brighton, whereby two cots are reserved for the reception of children under the age of twelve months requiring special in-patient treatment. No cases from this area were received during the year.

#### **4.—SMALL-POX.**

Arrangements have been made by the County Council with the Brighton Corporation for the reservation of two beds in the Brighton Small-Pox Hospital at Fulking. The arrangements also permit the County Council to erect temporary buildings in the Hospital grounds to provide as much further accommodation as may be necessary.



**Hospitals not subsidised by the Local Authority or County Council but available for Patients Resident in the District.**

Bognor Regis War Memorial Hospital.

Royal West Sussex Hospital, Chichester.

**Bognor Regis War Memorial Hospital.**

The hospital is situated near the Chichester Road in South Bersted, and has accommodation for 23 adults or children, and 2 infants. It has a well-equipped Operating Theatre and a modern X-Ray apparatus. During the year, 366 patients were admitted and 207 out-patients were treated, the latter making 603 attendances. Operations numbered 226, X-Ray exposures 702, and massage treatments 660. The hospital has been invaluable in securing prompt and adequate attention of all emergency cases, and it is being increasingly used by the inhabitants of the district for general and medical conditions, with excellent results. The Honorary Staff is formed by medical practitioners residing in the district.

**Ambulance Facilities.**

(a) **For infectious cases,** the Local Authority possesses a motor ambulance for the conveyance of patients to the Isolation Hospital. It is of an old type and provision is being made by the Council to replace it in the near future.

(b) **For non-infectious and accident cases,** the Local Authority has provided a modern motor ambulance. Members of the local Ambulance Detachment have voluntarily undertaken the duty of manning the ambulance and have rendered the district most valuable assistance for a number of years.

I am indebted to Mr. C. Osborn, Honorary Secretary, for the following report :—

The total number of cases conveyed was 277, consisting of 199 medical or surgical, and 78 accident cases. The patients were conveyed as follows :—

|     |   |     |
|-----|---|-----|
| 1.  | Bognor War Memorial Hospital .....          | 131 |
| 2.  | Chichester Royal West Sussex Hospital ..... | 34  |
| 3.  | Felpham Nursing Home .....                  | 5   |
| 4.  | Brighton Maternity Hospital .....           | 4   |
| 5.  | Shortlands Hospital .....                   | 2   |
| 6.  | East Preston Infirmary .....                | 2   |
| 7.  | Chichester Infirmary .....                  | 5   |
| 8.  | Graylingwell Mental Hospital .....          | 5   |
| 9.  | Middlesex Hospital .....                    | 1   |
| 10. | Bognor Nursing Home .....                   | 27  |
| 11. | Swandean Hospital .....                     | 3   |
| 12. | Bognor Mortuary .....                       | 8   |
| 13. | Miscellaneous Cases .....                   | 50  |

---

|             |     |
|-------------|-----|
| Total ..... | 277 |
|-------------|-----|

---

**Total Mileage — 3,282.**

It will be seen that the number of cases was 277 compared with 220 last year.

The Report continues as follows :—

“ Over thirty persons received First Aid without the use of the Ambulance, and members have been on duty at local functions.

“ It will be seen from these figures that the work steadily increases, and gives some indication of the use made of the Ambulance.

“ I thank the Medical Profession and the Police Officers for their friendly co-operation at all times, and the staff of Messrs. Evershed & Co., for the care of the Ambulance and expeditious manner in which they assist us to turn out in response to calls.

“ The following members gave their services during the year :—Messrs. Osborn, Sinnott, Jenkins, Hansford, Coleman, Walwin, Prince and Miles.”



Once again I wish to record the most excellent voluntary work carried out by the Bognor Regis Men's Ambulance Detachment. They are standing by day and night to maintain an efficient service, which so often incurs personal sacrifice.

It should be noted that the detachment's activities are not confined entirely to Bognor Regis, but surrounding districts have been able to avail themselves of this invaluable service.

## **CLINIC AND TREATMENT CENTRES.**

### **A. Maternity and Child Welfare.**

The Bognor Maternity and Child Welfare Centre is under the control of the West Sussex County Council and a local Medical Practitioner attends fortnightly. There is a Committee of local ladies who render most valuable assistance. The Centre is open every Thursday afternoon at the Parochial Hall, London Road. On alternate Thursdays lectures are given on mothercraft and home nursing.

The total number of attendances during the year was 1,359, and there were 49 new cases. At the anti-natal clinic for expectant mothers, the total number of attendances was 53, and the number of new cases was 17.

### **Maternal Mortality.**

There were two cases.

### **B. School Clinics.**

A Clinic for the treatment of minor ailments is held in Lyon Street School every Tuesday morning. Your Medical Officer of Health attends fortnightly, and, if time permits, weekly. During the year 235 children attended the clinic making 2,675 attendances, which is an increase of 1,708 over last year's attendances (967). Appointments are made with an Ophthalmic Surgeon for children suffering from defective vision and arrangements are made with the War Memorial Hospital for the operative treatment of tonsils and adenoids.

A dental clinic is held periodically for the treatment of children with defective teeth. The Ophthalmic Surgeon is a local practitioner and carries out the work by arrangement with the West Sussex County Council. During the year 1933, 31 children received treatment for defective vision, compared with 54 in 1932, and 29 children received operative treatment for enlarged tonsils and adenoids, compared with 46 in 1932.

The routine medical inspection of school children in the elementary schools in the district is carried out by your Medical Officer of Health under the direction of the School Medical Officer of the West Sussex County Council. Under this scheme children are examined at least three times during their school life.

- (1) The first examination is made during the year following admission.
- (2) The second when the child is between 8 and 9 years as an 'intermediate.'
- (3) And the third between the ages of 12 and 13 as a 'leaver.'

Any child found suffering from a defect is kept under observation at the appropriate Clinic, and in any case is examined every 6 months at school until the defect is remedied, if possible, and the child's general health is satisfactory. Arrangements are also made for the treatment of children suffering from crippling defects and ear defects, and the cases are referred to special clinics. Parents are notified of the times of inspection and are invited to be present.

### **C. Tuberculosis.**

A dispensary is held at the Chapel Street Clinic, Chichester, every Tuesday morning, and is available for patients residing in Bognor Regis. The County Tuberculosis Officer attends every week. The County Tuberculosis Officer also places his services at the disposal of local Medical Practitioners in any cases where they desire specialist opinion.



#### D. Venereal Diseases.

The West Sussex County Council have made arrangements by which residents in the county may attend the following clinics :—

(i) Worthing Hospital, Lyndhurst Road, Worthing.

Men : Wednesdays 4—5 p.m. ; Fridays 6—7 p.m.

Women : Wednesdays 3—4 p.m. ; Fridays 5—6 p.m.

This clinic will serve persons resident in the eastern part of the county.

(ii) Royal Portsmouth Hospital, Landport, Portsmouth :

Men : Tuesdays & Thursdays 5—7 p.m. ; Wednesdays 4—6 p.m.

Women : Wednesdays 2—4 p.m. ; Fridays 10 a.m.—12 noon.

This clinic will serve persons resident in the western part of the county.

### PROFESSIONAL NURSING IN THE HOME.

#### A. General.

The Bognor Regis District Nursing Association employs four nurses, two of whom carry out general district nursing.

The West Sussex County Council makes a grant to the County Nursing Association for nursing services in connection with child welfare, school nurses' work, and home visiting of cases of Tuberculosis.

#### B. For Infectious Diseases.

The Local Authority contributes to the Bognor Regis District Nursing Association for provision of home nursing in cases of measles, pneumonia, mumps and whooping cough among all children up to school leaving age.

Under arrangements made by the County Council with the County Nursing Association, special nurses are supplied in cases of Ophthalmia Neonatorum, if required by the Medical Practitioner in charge of the case.

### ELEMENTARY SCHOOLS.

There are five schools in the area, viz. :—

Bognor Regis Council—3 departments.

Nyewood Church of England—mixed.

South Bersted—mixed and infants.

St. Mary's Roman Catholic—mixed and infants.

Felpham—mixed and infants.

The total accommodation, etc., on the 31st December, 1933, was as follows :

|                                       | Accommodation. | No. on Books. |
|---------------------------------------|----------------|---------------|
| Bognor Regis Council, Boys .....      | 259            | 249           |
| Bognor Regis Council, Girls .....     | 259            | 218           |
| Bognor Regis Council, Infants .....   | 226            | 186           |
| Nyewood C. of E., Mixed .....         | 319            | 356           |
| St. Mary's Roman Catholic .....       | 120            | 146           |
| South Bersted C. of E. Mixed .....    | 185            | 189           |
| South Bersted C. of E., Infants ..... | 108            | 79            |
| Felpham C. of E. School, Mixed .....  | 210            | 179           |
| TOTALS .....                          | 1686           | 1602          |

The Town Water Supply is laid on at all Schools.



## MIDWIVES.

The County Council is the Supervising Authority under the Midwives Act. Ten Midwives residing in this Urban District notified the Local Supervising Authority of their intention to practice in Bognor Regis during the year 1933.

The proportion of confinements in Bognor Regis attended by midwives is fairly accurately indicated by the following figures of births notified :—

|      | Total Births<br>notified by<br>Doctors or Midwives. | Notified<br>by<br>Midwives. | Proportion<br>per cent<br>notified by<br>Midwives. |
|------|---|-----------------------------|--|
| 1926 | 170   | 116                         | 68.2   |
| 1927 | 164   | 123                         | 75.0   |
| 1928 | 170   | 129                         | 75.0   |
| 1929 | 169   | 133                         | 79.0   |
| 1930 | 162   | 135                         | 83.3   |
| 1931 | 166   | 136                         | 82.0   |
| 1932 | 180   | 142                         | 79.0   |
| 1933 | 169   | 123                         | 73.0   |

## MATERNITY AND NURSING HOMES.

There are four registered Maternity Homes and eight registered Nursing Homes, including the Maternity Homes, which are under the supervision of the County Medical Officer.

### Legislation in Force.

List of Adoptive Acts, Bye-laws and Regulations relating to the public health, in force in the district.

ACTS—Infectious Diseases (Prevention) Act, 1890.  
Public Health Acts (Amendment) Act, 1890.  
Public Health Acts (Amendment) Act, 1907.  
Public Health Act, 1925 : Parts II, III, IV and V.  
Bognor Urban District Council Act, 1928 : Parts V and VI.

### BYE-LAWS—

| With respect to.  | Adopted.        | Revised.  |
|---|-----------------|---|
| 1. Slaughterhouses ... ..   | February, 1868  | September, 1925<br>June, 1927                     |
| 2. Common Lodging-houses...   | March, 1888     |   |
| 3. Cleansing of Footways,<br>Nuisances and the Removal<br>or Carriage of Offensive<br>Matter or Liquid ... .. | February, 1868  | March, 1911<br>September, 1925                    |
| 4. Drainage of existing<br>Buildings ... ..   | October, 1912   |   |
| 5. New Streets and Buildings  | May, 1902       | September, 1909<br>October, 1912<br>October, 1925 |
| 6. Tents and Vans ... ..  | September, 1925 |   |
| 7. Houses Let in Lodgings ...   | September, 1925 |   |
| 8. Management of a Mortuary   | September, 1925 |   |

## BACTERIOLOGICAL LABORATORY.

The undermentioned specimens were submitted to the Clinical Research Association for examination during 1933 :—

|  | Positive. | Negative. | Total. |
|--|-----------|-----------|--------|
| Specimen of faeces for bacillary dysentery ..... | —         | 1         | 1      |
| <b>Swabs for Diphtheria bacilli—</b>             |           |           |        |
| Throat—1st report .....                          | 11        | 73        | 84     |
| subsequent reports .....                         | 2         | 41        | 43     |
| Nose—1st report .....                            | 5         | 39        | 44     |
| subsequent reports .....                         | 7         | 29        | 36     |
| Virulence Tests for Diphtheria...                | 1         | 1         | 2      |

### Housing.

The total number of houses erected during the year was as follows : —

Number of new houses erected during the year :—

|  |     |
|--|-----|
| (a) Total (including number given separately under (b) ) ... | 282 |
| (b) With State Assistance under the Housing Acts :—          |     |
| (1) By the Local Authority ... ..                            | Nil |
| (2) By other bodies or persons ... ..                        | Nil |

The following Table shews the different types of houses erected in the different areas to date.

### HOUSING to 31st December, 1933.

| SITUATION.            | Built prior to 1.1.33 |              |        |        | Built during 1933. |              |        |        | Under construction. |              |        |        | In prospect. |              |        |        |
|-----------------------|-----------------------|--------------|--------|--------|--------------------|--------------|--------|--------|---------------------|--------------|--------|--------|--------------|--------------|--------|--------|
|                       | Parlour.              | Non-Parlour. | Flats. | TOTAL. | Parlour.           | Non-Parlour. | Flats. | TOTAL. | Parlour.            | Non-Parlour. | Flats. | TOTAL. | Parlour.     | Non-Parlour. | Flats. | TOTAL. |
| 1. Ockley Road .....  | 2                     | —            | —      | 2      | —                  | —            | —      | —      | —                   | —            | —      | —      | —            | —            | —      | —      |
| 2. Hawthorn Road ...  | 13                    | —            | —      | 13     | —                  | —            | —      | —      | —                   | —            | —      | —      | —            | —            | —      | —      |
| 3. Gravits Lane ..... | —                     | 55           | 18     | 73     | —                  | —            | —      | —      | —                   | —            | —      | —      | —            | —            | —      | —      |
| 4. Mons Avenue .....  | —                     | 54           | —      | 54     | —                  | —            | —      | —      | —                   | —            | —      | —      | —            | —            | —      | —      |
| 5. Collyer Avenue ... | 25                    | 78           | —      | 103    | —                  | —            | —      | —      | —                   | —            | —      | —      | —            | —            | —      | —      |
| 6. Hampshire Avenue   | 39                    | 32           | —      | 71     | —                  | —            | —      | —      | —                   | —            | —      | —      | —            | —            | —      | —      |
| 7. Westloats Lane ... | —                     | 11           | —      | 11     | —                  | —            | —      | —      | —                   | —            | —      | —      | —            | —            | —      | —      |
| 8. Westloats Gardens. | —                     | 18           | —      | 18     | —                  | —            | —      | —      | —                   | —            | —      | —      | —            | —            | —      | —      |
| 9. Flansham Lane ...  | —                     | 34           | —      | 34     | —                  | —            | —      | —      | —                   | —            | —      | —      | —            | —            | —      | —      |
| 10. Felpham Road .... | 3                     | 2            | —      | 5      | —                  | —            | —      | —      | —                   | —            | —      | —      | —            | —            | —      | —      |
| <b>TOTALS .....</b>   | 82                    | 284          | 18     | 384    | —                  | —            | —      | —      | —                   | —            | —      | —      | —            | —            | —      | —      |

The houses in Flansham Lane and Felpham Road were taken over by this Council on the extension of district on April 1st last.



The following Table shows a complete Schedule of Housing up to 31st December, 1933 :—

**Particulars with regard to Houses erected, in course of erection, and proposed to be erected by this Council.**

| YEAR.   | Act.           | Ockley Road. | Hawthorn Road. | Gravitts Lane. | Mons Avenue. | Collyer Avenue. | Felpham Road | Flansham Lane | Hampshire Ave.  | Westloats Lane. | Westloats Gdns. | TOTALS.      |      |      |      |     | GRAND TOTAL. |
|---|----------------|--------------|----------------|----------------|--------------|-----------------|--------------|---------------|-----------------|-----------------|-----------------|--------------|------|------|------|-----|--------------|
|   |                |              |                |                |              |                 |              |               |                 |                 |                 | ACTS         |      |      |      |     |              |
|   | (Non-Assisted) |              |                |                |              |                 |              |               |                 |                 |                 | non-assisted | 1919 | 1923 | 1924 |     |              |
| Houses completed before                             |                |              |                |                |              |                 |              |               |                 |                 |                 | 43           | —    | —    | —    | 43  |              |
| 1st April, 1925                                     | 1919           | 2*           | 13*            | 28†            | 54†          | —               | —            | 5 { 3*<br>2†  | —               | —               | —               | —            | 78   | —    | —    | 78  |              |
| 1st April, 1925                                     | 1923           | —            | —              | 8†             | —            | 24†             | —            | —             | —               | —               | —               | —            | —    | 32   | —    | 32  |              |
| Year 1925-6   | 1923           | —            | —              | —              | —            | 44 { 42†<br>2*  | —            | —             | —               | —               | —               | —            | —    | 44   | —    | 44  |              |
| Year 1926-7   | 1923           | —            | —              | —              | —            | 24 { 12†<br>12* | 34†          | —             | 8 { 6†<br>2*    | —               | —               | —            | —    | 66   | —    | 66  |              |
| Year 1927-8   | 1923           | —            | —              | —              | —            | 5*              | —            | —             | 35 { 10†<br>25* | —               | —               | —            | —    | 40   | —    | 40  |              |
| Year 1928-9   | 1923           | —            | —              | 18†            | —            | 6*              | —            | —             | 20 { 16†<br>4*  | —               | —               | —            | —    | 44   | —    | 44  |              |
| Year 1929-30  | 1923           | —            | —              | —              | —            | —               | —            | —             | 8*              | 11†             | 18†             | —            | —    | 37   | —    | 37  |              |
| Year 1930-31  | —              | —            | —              | —              | —            | —               | —            | —             | —               | —               | —               | —            | —    | —    | —    | —   |              |
| Year 1931-32  | —              | —            | —              | —              | —            | —               | —            | —             | —               | —               | —               | —            | —    | —    | —    | —   |              |
| Year 1932-3   | —              | —            | —              | —              | —            | —               | —            | —             | —               | —               | —               | —            | —    | —    | —    | —   |              |
| Houses in course of erection at 31st December, 1933 | —              | —            | —              | —              | —            | —               | —            | —             | —               | —               | —               | —            | —    | —    | —    | —   |              |
| In prospect at 31st December, 1933                  | —              | —            | —              | —              | —            | —               | —            | —             | —               | —               | —               | —            | —    | —    | —    | —   |              |
|   |                | 2            | 13             | 73             | 54           | 103             | 34           | 5             | 71              | 11              | 18              | 43           | 78   | 263  | —    | 384 |              |
| * Parlour   | ...            | 2            | 13             | —              | —            | 25              | —            | 3             | 39              | —               | —               | 15           | 2    | 64   | —    | 82  |              |
| † Non-parlour                                       | ...            | —            | —              | 55             | 54           | 78              | 34           | 2             | 32              | 11              | 18              | 28           | 76   | 181  | —    | 284 |              |
| ‡ Flats   | ...            | —            | —              | 18             | —            | —               | —            | —             | —               | —               | —               | —            | —    | 18   | —    | 18  |              |



The following are particulars specifically requested by the Ministry of Health :

## HOUSING.

|  |      |
|--|------|
| 1. Inspection of dwelling houses during the year :—  |      |
| (1) (a) Total number of dwelling houses inspected for housing defects (under Public Health or Housing Acts) ... ..   | 479  |
| (b) Number of inspections made for the purpose ... ..  | 1083 |
| (2) (a) Number of dwelling houses (included under sub-head (1) above) which were inspected and recorded under the Housing Consolidated Regulations, 1925 ... ..        | 72   |
| (b) Number of inspections made for the purpose ... ..  | 210  |
| (3) Number of dwelling houses found to be in a state so dangerous or injurious to health as to be unfit for human habitation...  | 19   |
| (4) Number of dwelling houses (exclusive of those referred to under the preceding sub-head) found not to be in all respects reasonably fit for human habitation ... .. | 245  |
| 2. Remedy of Defects during the year without Service of formal Notices :—  |      |
| Number of defective dwelling houses rendered fit in consequence of informal action by the Local Authority, or their officers...  | 155  |
| 3. Action under Statutory Powers during the Year :—  |      |
| A. Proceedings under Sections 17, 18 and 23 of the Housing Act, 1930 :   |      |
| (1) Number of dwelling houses in respect of which notices were served requiring repairs... ..  | 31   |
| (2) Number of dwelling houses which were rendered fit after service of formal notices :—   |      |
| (a) By owners (1932 notices 18 ; 1933 notices 17) ... ..   | 35   |
| (b) By local authority in default of owners... ..  | Nil  |
| B. Proceedings under Public Health Acts :—   |      |
| (1) Number of dwelling houses in respect of which notices were served requiring defects to be remedied ... ..  | 8    |
| (2) Number of dwelling houses in which defects were remedied after service of formal notices :—  |      |
| (a) By owners (1932 notices 4 ; 1933 notices 4) ... ..   | 8    |
| (b) By local authority in default of owners... ..  | Nil  |
| C. Proceedings under Sections 19 and 21 of the Housing Act, 1930 :   |      |
| (1) Number of dwelling houses in respect of which Demolition Orders were made ... ..   | 2    |
| (2) Number of dwelling houses demolished in pursuance of Demolition Orders ... ..  | 0    |
| D. Proceedings under Section 20 of the Housing Act, 1930 :   |      |
| (1) Number of separate tenements or underground rooms in respect of which Closing Orders were made... ..   | 0    |
| (2) Number of separate tenements or underground rooms in respect of which Closing Orders were determined, the tenement or room having been rendered fit ... ..         | 0    |

### Inspection of Council Houses.

During the year routine inspection of the 384 Council houses has been continued, and the following table, which is also included in the statistics at the end of the report, shews the defects found.



**Ceilings require distempering—**

|              |     |     |     |     |     |     |    |
|--------------|-----|-----|-----|-----|-----|-----|----|
| Scullery     | ... | ... | ... | ... | ... | ... | 20 |
| Kitchen      | ... | ... | ... | ... | ... | ... | 23 |
| Stairway     | ... | ... | ... | ... | ... | ... | 4  |
| Bedroom      | ... | ... | ... | ... | ... | ... | 13 |
| Water Closet | ... | ... | ... | ... | ... | ... | 3  |
| Bathrooms    | ... | ... | ... | ... | ... | ... | 7  |

**Walls require distempering—**

|              |     |     |     |     |     |     |    |
|--------------|-----|-----|-----|-----|-----|-----|----|
| Scullery     | ... | ... | ... | ... | ... | ... | 20 |
| Kitchen      | ... | ... | ... | ... | ... | ... | 23 |
| Stairway     | ... | ... | ... | ... | ... | ... | 4  |
| Bedroom      | ... | ... | ... | ... | ... | ... | 13 |
| Water Closet | ... | ... | ... | ... | ... | ... | 7  |
| Bathrooms    | ... | ... | ... | ... | ... | ... | 7  |

**Windows in need of Repair—**

|                      |     |     |     |     |     |     |    |
|----------------------|-----|-----|-----|-----|-----|-----|----|
| Frames               | ... | ... | ... | ... | ... | ... | 9  |
| Sashes and Casements | ... | ... | ... | ... | ... | ... | 20 |
| Fasteners            | ... | ... | ... | ... | ... | ... | 12 |

**Roofs to be Repaired—**

|              |     |     |     |     |     |     |    |
|--------------|-----|-----|-----|-----|-----|-----|----|
| House        | ... | ... | ... | ... | ... | ... | 31 |
| Water Closet | ... | ... | ... | ... | ... | ... | 1  |

**Repairs required to Water Closets—**

|                                  |     |     |     |     |     |   |
|----------------------------------|-----|-----|-----|-----|-----|---|
| Seats to be repaired or refixed  | ... | ... | ... | ... | ... | 2 |
| Flushing cisterns to be repaired | ... | ... | ... | ... | ... | 6 |

**Repairs required to Sinks, Lavatory Basins and Baths—**

|  |     |     |     |     |     |   |
|--|-----|-----|-----|-----|-----|---|
| Waste pipes to be repaired                     | ... | ... | ... | ... | ... | 4 |
| Draining boards to be repaired or new provided | ... | ... | ... | ... | ... | 3 |

**Defective plaster to be Repaired—**

|                     |     |     |     |     |     |    |
|---------------------|-----|-----|-----|-----|-----|----|
| Kitchen—Ceilings    | ... | ... | ... | ... | ... | 1  |
| Stairway—Ceilings   | ... | ... | ... | ... | ... | 1  |
| Bedroom—Ceilings    | ... | ... | ... | ... | ... | 1  |
| Scullery—Walls      | ... | ... | ... | ... | ... | 7  |
| Kitchen—Walls       | ... | ... | ... | ... | ... | 10 |
| Stairway—Walls      | ... | ... | ... | ... | ... | 9  |
| Bedrooms—Walls      | ... | ... | ... | ... | ... | 5  |
| Water Closets—Walls | ... | ... | ... | ... | ... | 4  |

**Repairs required to Staircases—**

|                                    |     |     |     |     |     |   |
|------------------------------------|-----|-----|-----|-----|-----|---|
| Treads to be repaired              | ... | ... | ... | ... | ... | 2 |
| Handrails to be refixed or secured | ... | ... | ... | ... | ... | 3 |

|                        |     |     |     |     |     |    |
|------------------------|-----|-----|-----|-----|-----|----|
| Ashbins to be provided | ... | ... | ... | ... | ... | 29 |
|------------------------|-----|-----|-----|-----|-----|----|

|                       |     |     |     |     |     |    |
|-----------------------|-----|-----|-----|-----|-----|----|
| Fences to be repaired | ... | ... | ... | ... | ... | 12 |
|-----------------------|-----|-----|-----|-----|-----|----|

**Yards and Paths—**

|   |     |     |     |     |     |   |
|---|-----|-----|-----|-----|-----|---|
| Yard paving to be repaired              | ... | ... | ... | ... | ... | 4 |
| Kerbs around gullies to be repaired     | ... | ... | ... | ... | ... | 3 |
| Channels at sink outlets to be repaired | ... | ... | ... | ... | ... | 4 |
| Paths to be made up                     | ... | ... | ... | ... | ... | 3 |

**Drainage—**

Drains to be cleansed and flushed ... .. 11

**Ranges, Firegrates and Coppers—**

Firegrates and Stoves to be repaired ... .. 37

Coppers to be repaired ... .. 14

**Defective Chimneys** ... .. 4**Repairs required to Doors and Frames—**

Doors to be repaired ... .. 32

**Water Fittings—**

Taps to be repaired or washers provided ... .. 6

**Floors—**

Floors to be repaired ... .. 5

**Rain Water Pipes and Eaves Cutters—**

Eaves gutters to be repaired and secured ... .. 11

The following information indicates the demand for appropriate housing accommodation—

| Year ending     | Total number of applicants on List (including new applicants in next column) |               |       | New applications during Year |               |       |
|-----------------|--|---------------|-------|------------------------------|---------------|-------|
|                 | Residents  | Non-Residents | Total | Residents                    | Non-Residents | Total |
| Dec. 31st, 1926 | 127  | 71            | 198   | 68                           | 34            | 102   |
| Dec. 31st, 1927 | 98   | 75            | 173   | 63                           | 50            | 113   |
| Dec. 31st, 1928 | 100  | 24            | 124   | 55                           | 11            | 66    |
| Dec. 31st, 1929 | 166  | 50            | 216   | 72                           | 27            | 99    |
| Dec. 31st, 1930 | 128  | 0             | 128   | 62                           | 0             | 62    |
| Dec. 31st, 1931 | 90   | 22            | 112   | 32                           | 17            | 49    |
| Dec. 31st, 1932 | 87   | 0             | 87    | 36                           | 0             | 36    |
| Dec. 31st, 1933 | 95   | 9             | 104   | 43                           | 6             | 49    |

N.B.—“Resident” includes persons residing in or near Bognor Regis and having work in Bognor Regis.

“Non-Resident” means persons who have no present connection with Bognor Regis, but who for various reasons wish to come here to live.

The 104 persons whose names appear upon the waiting list at the end of the year, gave, in their applications, the following details of their accommodation :—

| Number of Applicants. | At present tenants of houses | Living with Relatives | Lodgers in district waiting to bring family to district. | Living in Rooms |           |             |            |            |
|-----------------------|------------------------------|-----------------------|--|-----------------|-----------|-------------|------------|------------|
|                       |                              |                       |  | One Room        | Two Rooms | Three Rooms | Four Rooms | Five Rooms |
| 104                   | 38                           | —                     | 1  | 9               | 34        | 15          | 4          | 3          |



## INSPECTION AND SUPERVISION OF FOOD.

### MILK.

(1) **Quality.**—For ascertaining the quality of milk sold in the district, the same methods have been employed as in other years.

- (a) Samples of milk are taken in course of delivery and sent for examination as to the presence of the *Bacillus of Tuberculosis*. The biological (experimental inoculation) test is employed.
- (b) Samples are taken by the Inspector of Weights and Measures of the West Sussex County Council and by your Sanitary Inspectors, and submitted to the County Analyst for examination as to whether they conform with the standard of milk fat, etc., as laid down in the Sale of Milk Regulations.
- (c) Samples are taken in course of delivery and sent for examination as to cleanliness, that is, as to the number of contaminating bacteria present. These samples are collected in sterile bottles, packed in metal cases and surrounded with ice. They are sent by bus to Lewes, where they are handed to a messenger from the laboratory where the examinations are carried out.

(2) **Supervision—**

- (a) **Production.**—There are seven producers on the register, with approximately 190 cows in milk. Six of these producers were taken over on the extension of the district in April, 1933.

The Cowsheds are soundly constructed, and are kept in a clean and sanitary condition. They are inspected at frequent intervals.

- (b) **Distribution.**—There are 15 milk retailers on the register. Of these, 13 have premises within the district. All of these have dairies which are satisfactory with regard to structure, ventilation, lighting, and water supply. The dairies are maintained in a clean and wholesome condition and are frequently inspected.

### Milk (Special Designations) Order, 1923.

Under this Order, the following licences were granted during 1933 :—

|   |       |
|---|-------|
| Licences to sell Certified Milk .....                       | Six   |
| Licences to sell Grade "A" (Tuberculin Tested) Milk .....   | Three |
| To bottle and sell Grade "A" (Tuberculin Tested) Milk ..... | One   |
| To bottle and sell Grade "A" Milk .....                     | Two   |
| Licences to sell Grade "A" Milk .....                       | One   |

## Results of Examinations of Milk Samples.

1.—For examination as to the presence of the Bacillus Tuberculosis.

| Undesignated Milks. |  |    |                           |                          |                       |
|---------------------|--|----|---------------------------|--------------------------|-----------------------|
| Number of Samples.  |  |    | Tubercle bacilli present. | Tubercle bacilli absent. | Percentage Tubercular |
| Taken.              | Examined.  |    |                           |                          |                       |
| 82                  | Primary Samples from Roundsmen                         | 20 | 2                         | 18                       | 10.0                  |
|                     | Primary Samples taken in course of delivery to Dairies | 58 | 3                         | 55                       | 5.1                   |
|                     | Secondary Samples taken                                | 1  | 0                         | 1                        | —                     |
|                     |  | 79 | * 5                       | 74                       | 6.3                   |

\* Includes 2 samples from 1 supply.

4 supplies reported to County Council under Tuberculosis Order.

2.—For examination as to whether genuine.

The following table shews the samples taken by the Inspector of Weights and Measures for the West Sussex County Council, and your own Sanitary Inspectors.

This table also includes other foods.

|                       | By County Council. |          |             | By Bognor Regis U.D.C. |          |             |
|-----------------------|--------------------|----------|-------------|------------------------|----------|-------------|
|                       | No.                | Genuine. | Other-wise. | No.                    | Genuine. | Other-wise. |
| New Milk .....        | 18                 | 16       | 2           | 5                      | 4        | 1           |
| Butter .....          | 1                  | 1        | —           | 1                      | 1        | —           |
| Tinned Cream .....    | 1                  | 1        | —           | —                      | —        | —           |
| Sausages .....        | 4                  | 4        | —           | 7                      | 7        | —           |
| Tinned Oranges .....  | 1                  | 1        | —           | —                      | —        | —           |
| Steak Pies .....      | 1                  | 1        | —           | —                      | —        | —           |
| Veal and Ham Pies ... | 1                  | 1        | —           | —                      | —        | —           |
| Whiskey .....         | 1                  | 1        | —           | —                      | —        | —           |
| Cyder .....           | 2                  | 2        | —           | —                      | —        | —           |
|                       | 30                 | 28       | 2           | 12                     | 11       | 1           |

3.—For examination as to cleanliness.

In explanation of the classification in the subjoined tables, 30,000 bacteria per cubic centimetre is the number permissible in Certified Milk, and 200,000 the number in Grade "A" Milk. The absence of Bacillus Coli is advocated by the Ministry of Health as a further criterion of a clean milk supply.



### Undesignated Milks.

| Number of Samples Examined. | (1)<br>Under 30,000 bacteria per cubic centimetre. | (2)<br>Percentage of Whole. | (3)<br>Under 200,000 bacteria per cubic centimetre including those in column 1. | (4)<br>Percentage of Whole. | (5)<br>Over 200,000 bacteria per cubic centimetre. | (6)<br>Percentage of Whole. |
|-----------------------------|--|-----------------------------|---|-----------------------------|--|-----------------------------|
| 42                          | 23   | 55 per cent.                | 35  | 83 per cent.                | 5  | 11 per cent.                |

Of the 42 samples, 23 or 55 per cent were free from *Bacillus Coli*, and 19 or 45 per cent contained *Bacillus Coli*.

The figures for 1933 and for previous years are set forth in the following table :—

| Year. | Percentage of Samples under 30,000. | Percentage of Samples under 100,000. | Percentage of Samples under 200,000. | Percentage of Samples over 200,000. | Percentage of Samples with <i>B. Coli</i> present. | Percentage of Samples with <i>B. Coli</i> absent. |
|-------|-------------------------------------|--------------------------------------|--------------------------------------|-------------------------------------|--|---|
| 1925  | 39                                  | 67                                   | 92                                   | 8                                   | 29   | 71  |
| 1926  | 47                                  | 81                                   | 97                                   | 3                                   | 27   | 73  |
| 1927  | 58                                  | 83                                   | 93                                   | 7                                   | 32   | 68  |
| 1928  | 63                                  | 78                                   | 95                                   | 5                                   | 24   | 76  |
| 1929  | 36                                  | 74                                   | 88                                   | 12                                  | 23   | 77  |
| 1930  | 36                                  | 69                                   | 89                                   | 11                                  | 11   | 89  |
| 1931  | 53                                  | 79                                   | 97                                   | 3                                   | 29   | 71  |
| 1932  | 33                                  | 59                                   | 80                                   | 20                                  | 46   | 54  |
| 1933  | 55                                  | 73                                   | 83                                   | 11                                  | 45   | 55  |

### Designated Milks.

| No. of samples.       |         |            | Under 5,000 bacteria per cc. |    | Under 30,000 bacteria per cc. |     | Under 200,000 bacteria per cc. |     | Over 200,000 bacteria per cc. |    |
|-----------------------|---------|------------|------------------------------|----|-------------------------------|-----|--------------------------------|-----|-------------------------------|----|
|                       | Ta-ken. | Exam-ined. | No.                          | %  | No.                           | %   | No.                            | %   | No.                           | %  |
| "Certified" Grade "A" | 1       | 1          | 0                            | 0  | 1                             | 100 | 1                              | 100 | 0                             | 0  |
|                       | 11      | 10         | 1                            | 10 | 3                             | 30  | 7                              | 70  | 1                             | 10 |
|                       | 12      | 11         | 1                            | 10 | 4                             | 36  | 8                              | 73  | 1                             | 10 |



## **MEAT.**

(a) The inspection of meat is carried out under the provisions of the Public Health Meat Regulations, 1924.

Butchers are required to give three hours' notice of the intention to slaughter, together with the place and proposed time of slaughter. This is rigidly enforced. The Sanitary Inspector visits the slaughterhouses at the times stated and makes a careful examination of the carcasses and organs. Details of the number of carcasses inspected and the diseased conditions found are given in a later part of this Report.

Any diseased meat and organs are at once surrendered, and their destruction at the Refuse Destructor is supervised by the Sanitary Inspector.

The giving of notices of intention to slaughter by butchers is well carried out on the whole, and the regulations are complied with.

### **(b) Slaughterhouses.**

There is no public slaughterhouse in the district.

There are four private slaughterhouses in use in the district; two of these are Registered Slaughterhouses and two are Licensed Slaughterhouses.

All of these slaughterhouses are badly situated, and three are of an old type, but they are kept in sound repair, and are maintained in a proper and cleanly condition.

### **(c) Shops and Stores.**

Efficient refrigerators are installed on the premises of most of the meat retailers in the district, but in some cases the accommodation therein is very small.

Shops and stores are kept in a cleanly condition. The steps taken to prevent contamination of meat have been (i) to stop the practice of hanging meat outside the shop fronts; (ii) to require closure of windows where climatic conditions make contamination likely to occur; and (iii) to insist on meat being properly covered during conveyance through the streets.

## **OTHER FOODS.**

### **Bakehouses.**

There are 16 bakehouses in the district. In the majority of cases, the premises were found to be in a satisfactory condition. Those found to be in contravention of the prescribed standard of sanitation through want of cleanliness or defective conditions have been dealt with by informal notices. In all cases the work has been attended to without further action by the Local Authority.

The requirements of the Factory and Workshops Act are complied with, and in no case during the year has overcrowding been observed.

### **Other Places.**

Stores and places where food is prepared, particularly the kitchens of restaurants, have been inspected, and have been found in a satisfactory sanitary condition.

### **Ice Cream.**

Eighteen samples of ice cream were taken and sent for examination as to cleanliness, that is, as to the number of bacteria present. These samples were taken during the months of June, July and August.



| ICE CREAM.               |   |                      |   |                      |   |                      |
|--------------------------|---|----------------------|---|----------------------|---|----------------------|
| No. of samples examined. | (1)   |                      | (2)   |                      | (3)   |                      |
|                          | Under 30,000 bacteria per cubic centimetre. |                      | Under 200,000 bacteria per cubic centimetre, including those in column 1. |                      | Over 200,000 bacteria per cubic centimetre. |                      |
|                          | Number.                                     | Percentage of whole. | Number.   | Percentage of whole. | Number.                                     | Percentage of whole. |
| 18                       | 7   | 39                   | 16  | 89                   | 2   | 11                   |

Of the 18 samples of ice cream examined, 5 or 28 per cent were free from *Bacillus Coli*, and 13 or 72 per cent contained *Bacillus Coli*.

### ADULTERATION, Etc.

The subjoined table shews the samples taken by the County Council, the Authority for the administration of the Foods and Drugs (Adulteration) Act, 1928, and by Sanitary Inspectors of this Council.

| Description.         | By County Council. |          |             | By Bognor Regis U.D.C. |          |             |
|----------------------|--------------------|----------|-------------|------------------------|----------|-------------|
|                      | No.                | Genuine. | Other-wise. | No.                    | Genuine. | Other-wise. |
| New Milk .....       | 18                 | 16       | *2          | 5                      | 4        | †1          |
| Butter .....         | 1                  | 1        | —           | —                      | —        | —           |
| Tinned Cream .....   | 1                  | 1        | —           | —                      | —        | —           |
| Sausages .....       | 4                  | 4        | —           | 7                      | 7        | —           |
| Tinned Oranges ..... | 1                  | 1        | —           | —                      | —        | —           |
| Steak Pies .....     | 1                  | 1        | —           | —                      | —        | —           |
| Veal and Ham Pie ... | 1                  | 1        | —           | —                      | —        | —           |
| Whiskey .....        | 1                  | 1        | —           | —                      | —        | —           |
| Cyder .....          | 2                  | 2        | —           | —                      | —        | —           |
|                      | 30                 | 28       | 2           | 12                     | 11       | 1           |

\* Slightly deficient : Further samples genuine.

† Slight deficiency in solids not fat. Further samples satisfactory.

In addition to the samples taken under the above named Act, the following were also taken by your inspectors, and gives some idea of the excellent work they are carrying out.

|     |   |    |
|-----|---|----|
| (1) | Ordinary Milk for examination for bacterial content ...                     | 42 |
| (2) | "Certified" Milk for examination for bacterial content ...                  | 1  |
| (3) | Grade "A" for examination for bacterial content...                          | 11 |
| (4) | Ice Cream and Ice Cream Ingredients ...                                     | 18 |
| (5) | Ordinary Milk for examination of a specific bacillus (Tubercle bacilli) ... | 82 |

154



This gives a grand total of 166 samples taken by officers of this Authority and 30 samples taken by the Inspector of Weights and Measures on behalf of the West Sussex County Council.

The following is a record of samples taken since 1925 :—

| Year.       | Milk<br>Samples taken<br>for bacteriological<br>content & tubercle<br>bacilli examination. | Ice Cream<br>taken for<br>Bacteriological<br>Content. | Samples<br>taken<br>under<br>Food &<br>Drugs Act. | Samples of<br>water taken<br>for<br>Bacteriological<br>and Chemical<br>examination. | Total<br>number<br>of<br>Samples<br>taken. |
|-------------|--|---|---|---|--|
| 1925        | 62   | —   | 4   | —   | 66   |
| 1926        | 113  | 16  | 4   | —   | 133  |
| 1927        | 121  | 8   | 3   | 8   | 140  |
| 1928        | 123  | 21  | 1   | 7   | 152  |
| 1929        | 127  | 35  | 23  | 2   | 187  |
| 1930        | 140  | 28  | 18  | 1   | 187  |
| 1931        | 103  | 45  | 17  | 10  | 175  |
| 1932        | 95   | 27  | 3   | 7   | 132  |
| 1933        | 136  | 18  | 12  | 15  | 181  |
| Grand Total |  |   |   |   | 1353                                       |

#### **Nutrition—Dissemination of Knowledge.**

The Medical Officer of Health carries out the medical inspection of all children in the Public Elementary Schools and conducts the Minor Ailment Clinic. This affords ample opportunity of meeting a large percentage of parents to whom information on nutrition, especially in connection with feeding of the growing school child, is given.

#### **Water.**

In view of the water shortage in many parts of the country, the following report by Mr. A. E. Watkins, the Water Engineer to the Council, upon the Bognor Waterworks undertaking is of particular interest.

#### **BOGNOR REGIS URBAN DISTRICT COUNCIL.**

##### **A Brief Resume of the Waterworks Department.**

In the year 1871 the population of Bognor Regis was approximately 2,800, and it was in this year that the Bognor Water Company was registered, having a capital of £10,000.

The Water Tower in London Road was erected in 1874 and a well and bore-hole was sunk beneath the Tower to a depth of 330 feet, where a fissure was struck, yielding about 150,000 gallons in twenty-four hours, but by constant pumping this supply was exhausted, and the well was abandoned.

A series of bore-holes were then driven at South Bersted in a field west of Cooper's Hill, but this supply failed in a similar manner. About 1891, a five-inch borehole for test purposes was driven at Fontwell Avenue, Eastergate, at the foot of the South Downs, and the yield proved to be so satisfactory that a well of nine feet diameter was sunk to a depth of 80 feet and a twenty-four inch borehole extended for a further 120 feet, making a total depth of 200 feet, which



yielded sufficient water for a few years. Later, another well was sunk only twenty feet away. A very large fissure was cut through in the borehole and the water rose to within 40 feet of the surface, and this rest level has practically been maintained ever since.

The machinery installed at the Pumping Station at Eastergate is as follows :—

Two centrifugal pumps. Capacity : 80,000 gallons per hour each.

A further pump capable of delivering 100,000 gallons per hour is now about to be installed.

The reservoir at Fontwell has a capacity of 500,000 gallons and the new reservoir (not yet in use) at Nore Hill, Slindon, 2,000,000 gallons.

The limits of supply include the following Parishes, which covers 37,144 acres :—

Urban District of Bognor Regis (i) and the Rural Parishes of Bersted (ii), Aldingbourne (iii), Eastergate (iv), Felpham (v), Middleton (vi), Yapton (vii), Barnham (viii), Walberton (ix), Slindon (x), Pagham (xi), Oving (xii), Boxgrove (xiii), Eartham (xiv), Tangmere (xv), Merston (xvi), Tortington (xvii), North Mundham (xviii), Clymping (xix), Ford (xx), and Binsted (xxi), and water is actually supplied in the first-named eleven Parishes.

The total length of mains laid in the District exceeds ninety miles in various diameters from two inches to eighteen inches.

The new and additional service pipes laid to houses during the past seven years are as follows :—

|      |       |     |
|------|-------|-----|
| 1927 | ..... | 398 |
| 1928 | ..... | 301 |
| 1929 | ..... | 388 |
| 1930 | ..... | 516 |
| 1931 | ..... | 412 |
| 1932 | ..... | 352 |
| 1933 | ..... | 580 |

The average quantity of water pumped during the last year was 891,200 gallons per 24 hours.

The Slindon Water Undertaking was acquired in 1931. The water is raised from the borehole by means of an air lift pump at the rate of about 7,000 gallons per hour, and is forced to the reservoir, which has a capacity of about 125,000 gallons, and supplies the whole of the village of Slindon.

### Reservoirs.

| Nore Hill Reservoir. | Fontwell Reservoir. | Slindon Reservoir. | Total Capacity. |
|----------------------|---------------------|--------------------|-----------------|
| Gallons.             | Gallons.            | Gallons.           | Gallons.        |
| 2,000,000            | 500,000             | 125,000            | 2,625,000       |

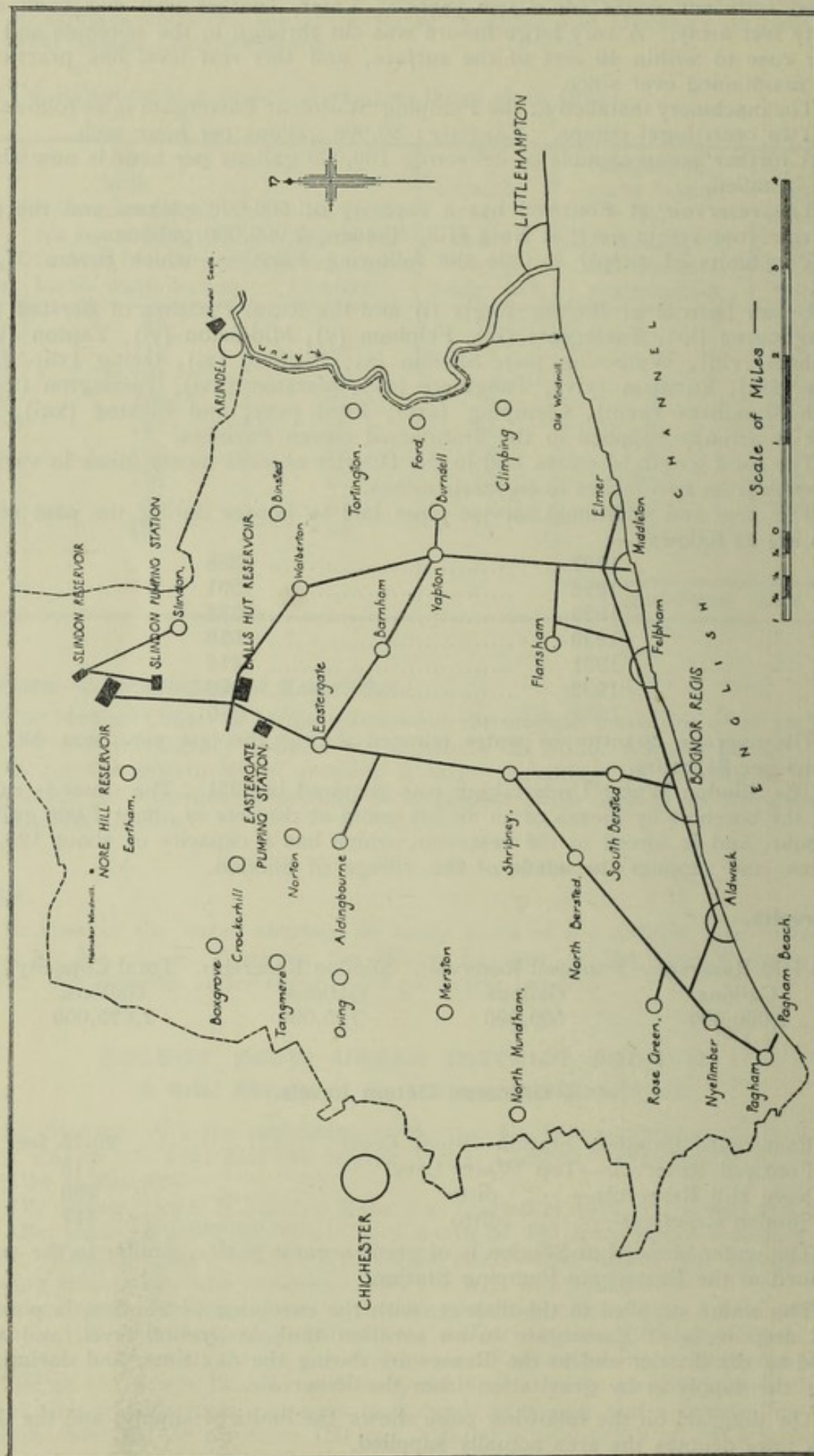
### Ordinance Datum Levels.

|  |       |            |
|--|-------|------------|
| Eastergate Pumping Station—Floor Level | ..... | 60-75 feet |
| Fontwell Reservoir—Top Water Level     | ..... | 113 „      |
| Nore Hill Reservoir—ditto              | ..... | 250 „      |
| Slindon Reservoir—ditto                | ..... | 417 „      |

The water pumped at Slindon is of great organic purity, similar to the water obtained at the Eastergate Pumping Station.

The water supplied to the district, with the exception of Slindon, is pumped from deep wells at Eastergate to an aeration tank at ground level, and then forced to the district and to the Reservoirs during the day time, and during the night the supply is by gravitation from the Reservoir.

The diagram on the following page shows the limits of supply, and the thick black lines denotes the area actually supplied.





The following is the report of a recent analysis :—

### Chemical Analysis

afforded the following :—

|  | Grains per<br>Gallon. | Parts per<br>Million. |
|--|-----------------------|-----------------------|
| Total solids (dried at 100° C) ... ..                      | 26.8                  |                       |
| Solids (after ignition) ... ..                             | 12.5                  |                       |
| Chlorine ... ..  | 1.8                   |                       |
| Ammonia (free) ... ..                                      | —                     | Nil                   |
| Ammonia (albuminoid) ... ..                                | —                     | .060                  |
| Oxygen taken from permanganate in $\frac{1}{4}$ hour... .. | Nil                   |                       |
| Oxygen taken from permanganate in 4 hours ... ..           | Nil                   |                       |
| Nitrogen as Nitrates and Nitrites ... ..                   | .22                   |                       |
| Nitrites ... ..  | Nil                   |                       |
| Hardness (total) ... ..                                    | 16.7                  |                       |
| Hardness (after boiling) ... ..                            | 2.9                   |                       |
| Phosphates ... ..  | Nil                   |                       |
| Metallic impurity ... ..                                   | Trace of<br>iron      |                       |

### Bacteriological Examination—

The organisms per c.c. which grew on nutrient gelatine in three days at room temperature under aerobic conditions and were then visible to the naked eye as colonies, numbered ten.

On Agar, at blood temperature and under aerobic conditions, one colony was noticed after two days' incubation.

Examination for organisms of the Coli group gave **entirely negative results** in 100 c.c.

### Report—

**A highly satisfactory water, free from organic pollution  
and perfectly safe for drinking purposes and domestic use.**

S. ALLINSON WOODHEAD,

Public Analyst.



## **Closet Accommodation, Drainage and Sewerage.**

The extension of the area on 1st April, 1933, has brought about changed conditions and problems. In the old area the water carriage system was in operation, sewage being conveyed from all houses (except 5 on the outskirts) by two main systems of sewers to the outfall works. These are situated just North of the sea embankment at the Eastern boundary of the old area and consist of two large storage tanks and a pumping station.

The capacity of the tanks was designed to accommodate the dry-weather flow for a population of 40,000 people, collected during a period of six hours.

Sewage is pumped from the low-level tank during the period when the outfall is closed—that is, from five hours after high-water until one hour before. At one hour before high water the outfall is opened and the sewage gravitates out to sea. In case, by reason of adverse weather conditions, the high-level tank cannot be completely emptied at any tide, the remaining sewage can be returned into the low-level tank and pumped thence by a by-pass directly into the outfall pipe.

On the extension of the area three districts were taken over :—

**On the East—Felpham area.** This is partly drained by a system of sewers to an automatic lifting station East of the Aldingbourne Rife and thence to the Bognor Regis outfall works. A large part of the area is, however, unsewered and there were at the date of extension 320 cesspools to be dealt with.

**On the North—North Bersted area.** At the time of the extension, no sewers existed, the area being drained by cesspools (165 in number), earth closets, privies and soakaways. During the year, an automatic lifting station and rising main has been installed, which now takes sewage from a large estate development into the Bersted system on the boundary of the old area, resulting in the abolition of 41 cesspools. Estimates and loan sanction are being obtained for two further sewers in this area—

- (a) between the lifting station and the old boundary which will serve approximately 35 houses at present draining into cesspools;
- (b) in the Ivydale Road area, which will serve 40 houses at present draining into cesspools.

**On the West—Aldwick area.** At the time of the extension two small systems of sewers existed :—

- (1) The Jackson sewer and outfall, draining 34 houses in Aldwick Avenue and vicinity;
- (2) A system of sewers draining Marine Park Estate and by means of an automatic lifting station to the Bognor sewer.

In addition there are several private disposal plants at large residences, but the majority of the houses drain to small cesspools, of which there were 361 at the date of the extension.

Development in each of the three added areas is extremely rapid, and it may be stated that a large percentage of the 282 new houses erected during the year have been built in the cesspool areas.

**It must be emphasised that Bognor Regis is essentially a seaside health resort and the conditions which exist in the added areas can only be relieved by a modern sewerage scheme.**

It is pleasing to record that your Council have now engaged expert opinion to advise upon a comprehensive sewerage scheme for the whole district, and that the making up and sewerage of six private streets in the Felpham area is receiving attention.

**Surface water sewers.** There is a regular system of surface water sewers in the old area, but little provision exists in the added areas.



### **Cesspool Cleansing Service by Public Health Department.**

The majority of the houses in the area added to Bognor Regis on the extension of the urban district boundaries are drained to cesspools. Whereas the old area contained only five cesspools (two of which were more than 200 yards from the nearest sewer, one about 115 feet away, and the others situated on the old boundary at too low a level to enable them to drain into any existing sewer), the areas of Aldwick, Felpham and North Bersted, which are for the greater part unsewered, contain 361, 320 and 165 cesspools respectively, making a total on 1st April, 1933, with the 5 in the old Bognor Regis area, of 851.

Since that date new property has been erected, many of which are in areas where a sewer is not available; consequently the number of cesspools to be cleansed is steadily increasing and, although 43 cesspools have been abolished during the year, the present total of 910 cesspools to be cleansed shews an increase of 108.

The late Westhampnett Rural District Council had contracted for the cleansing of cesspools at request in the Felpham area only. The vehicle used was a horse-drawn 350 gallons capacity "Merryweather" apparatus, which was entirely operated by hand.

It was extremely necessary that cleansing of cesspools should be carried out throughout the **whole** district, and arrangements were made for the purchase of two modern "Dennis" motor vehicles, each fitted with automatic pumping apparatus, capable of conveying 1,000 gallons of cesspool contents in one load.

Before the actual extension of boundaries, careful and detailed enquiries were made regarding the conditions existing in the areas to be taken over by Bognor Regis, and it was resolved by the Council to provide a service in these districts for emptying the cesspools at three-monthly intervals.

It was difficult to ascertain definitely at that stage the amount of work which would have to be carried out by these two vehicles, because, amongst other things, of the variations in size of cesspools, the distance at which cesspools were situated from the road, and the distance that machines would have to travel to discharge their loads into the sewer.

The "Merryweather" apparatus was transferred to Bognor Regis, and emptyings were continued at Felpham until the expiration of the contract, which helped to tide over the short period until the new machines were delivered by the manufacturers.

On the arrival of the motor vehicles, a routine house to house emptying service was put into operation throughout the whole area and it should be appreciated that, although cesspool cleansing had been carried out at Felpham, no facilities whatever had been provided in Aldwick and North Bersted, except privately.

During the year ended 31st March, 1934, the two vehicles cleansed 3,637 cesspools in 2,954 journeys, which, based on the assumption that every journey was a full load, represents a removal of approximately 2,880,000 gallons. The "Merryweather" apparatus during its short service, cleansed 185 cesspools in 415 journeys, removing 147,700 gallons. These statistics shew grand totals of 3,822 cesspools cleansed in 3,369 journeys, removing approximately 3,025,250 gallons of cesspool contents. The total mileage of the two vehicles was 8,278. A more detailed report shewing complete expenditure, detailed running costs, etc., is now being prepared for the Council.

**It should be appreciated that however efficiently this work is carried out, cesspools must only be considered a temporary measure until the sewerage of the whole of the added area is completed.**

### **Scavenging and Refuse.**

The Bye-laws require the provision on all premises of proper galvanised sanitary dustbins.



The refuse is collected from all premises at weekly intervals. Where it is thought this is inadequate a bi-weekly collection is carried out, such as in schools, hotels, and other large establishments.

Any complaints and applications for a bi-weekly collection are thoroughly investigated and representations made to the appropriate Committee.

The refuse is conveyed to the Refuse Destructor in covered dust carts. Two new motor vehicles have been purchased by the Council, making a total of 4 motor vehicles and 1 horse drawn vehicle operating throughout the district.

The refuse destructor is situated just off the Shripney Road on the northern boundary of the district.

The destructor has been reconstructed and enlarged, and will now deal with this most urgent and important matter of refuse disposal, in a modern and adequate manner. The improvements include a mechanical method of feeding, a tin baling press, and a mechanical screening apparatus.

### Factories and Workshops.

There has been little change in the registered workshops.

The following is a statement of inspections and action taken as submitted to the Home Office :—

ANNUAL REPORT OF THE MEDICAL OFFICER OF HEALTH FOR THE YEAR 1933, for the URBAN DISTRICT OF BOGNOR REGIS, on the administration of the Factory and Workshop Act, 1901, in connection with Factories, Workshops and Workplaces.

#### 1.—INSPECTION OF FACTORIES, WORKSHOPS AND WORKPLACES.

Including Inspections made by Sanitary Inspectors or Inspectors of Nuisances.

| Premises.<br><br>(1)                                   | Inspections.<br>(2) | Number of               |                             |
|--|---------------------|-------------------------|-----------------------------|
|  |                     | Written Notices.<br>(3) | Occupiers Prosecuted<br>(4) |
| Factories ... ..<br>(Including Factory Laundries)      | 44                  | 6                       | —                           |
| Workshops ... ..<br>(Including Workshop Laundries)     | 93                  | 10                      | —                           |
| Workplaces ... ..<br>(Other than Outworkers' premises) | 142                 | 3                       | —                           |
| Total ... ..   | 279                 | 19                      | —                           |



## 2.—DEFECTS FOUND IN FACTORIES, WORKSHOPS AND WORK-PLACES.

| Particulars.  | Number of Defects              |           |                             | Number of offences in respect to which Prosecutions were instituted. |
|---|--------------------------------|-----------|-----------------------------|--|
|   | Found                          | Remedied. | Referred to H.M. Inspector. |  |
| (1)   | (2)                            | (3)       | (4)                         | (5)  |
| Nuisances under the Public Health Acts :—*  |                                |           |                             |  |
| Want of cleanliness ... ..  | 20                             | 20        | —                           | —  |
| Want of ventilation ... ..  | 3                              | 2         | —                           | —  |
| Overcrowding ... ..   | —                              | —         | —                           | —  |
| Want of drainage of floors ... ..   | —                              | —         | —                           | —  |
| Other nuisances ... ..  | 6                              | 6         | —                           | —  |
| Sanitary accommodation {  | insufficient ... ..            | 1         | —                           | —  |
|   | unsuitable or defective ... .. | 8         | 7                           | —  |
|   | not separate for sexes ... ..  | 2         | 1                           | —  |
| Offences under the Factory and Workshops Acts :   |                                |           |                             |  |
| Illegal occupation of underground bakehouse (s. 101) ... ..   | —                              | —         | —                           | —  |
| Other offences ... ..   | —                              | —         | —                           | —  |
| (Excluding offences relating to outwork and offences under the Sections mentioned in the Schedule to the Ministry of Health (Factories and Workshops Transfer of Powers) Order, 1921) |                                |           |                             |  |
| Total ... ..  | 40                             | 36        | —                           | —  |

\* Including those specified in sections 2, 3, 7 and 8 of the Factory and Workshop Act, 1901, as remediable under the Public Health Acts.

Notices of outworkers have been received in respect of two premises situated in the district, which were inspected and found satisfactory.

## **Premises and Occupations which can be Controlled by Bye-laws.**

---

### **Houses Let in Lodgings.**

There are no houses which come under the legal definition of Lodging Houses in Bognor Regis.

---

### **Tents, Vans and Sheds.**

Travelling circuses and fairs occasionally visit the district during the summer months, and Bye-laws are in force to regulate the provision of water supply, proper sanitary accommodation, and precautions to be taken in cases of infectious disease.

---

### **Offensive Trades.**

Under the Bye-laws sanctioned by the Ministry of Health, the following offensive trades are Registered and subject to inspection :—

1. Fish Fryer.
2. Rag and Bone Dealer.

There are five fried-fish shops in the town, and there is one rag and bone dealer. These premises have been satisfactory up to the present. No new premises or extension of existing premises can be established for carrying on these trades without the consent of the Council.

---

### **Public Mortuary.**

Thirteen bodies were received at the Mortuary during the year, and nine post-mortems were held.



The following is a report of the inspections, etc., carried out by the Sanitary Inspector and his Assistant, but it only gives a vague idea of the large amount of work carried out in the area, especially as the present staff is inadequate :—

### INSPECTION OF DWELLING HOUSES DURING THE YEAR.

A.—The number and nature of the Inspections made during the year 1933 :

Total number of houses inspected.

|   |           |
|---|-----------|
| (a) Recorded under the Housing regulations :                                    |           |
| (i) Houses where no defects were found to exist ...                             | 8         |
| (ii) Houses defective, but capable of remedy at reasonable expense ... ..       | 45        |
| (iii) Houses defective,, but not capable of remedy at reasonable expense ... .. | 19        |
|   | <hr/> 72  |
| (b) Under the Public Health Acts.   |           |
| (i) Houses where no defects were found to exist ...                             | 207       |
| (ii) Houses where defects were found to exist ...                               | 200       |
|   | <hr/> 407 |
| Total number of houses inspected during the year ... ..                         | <hr/> 479 |

The number of inspections made :—

|                                     |            |
|-------------------------------------|------------|
| Primary inspections ... ..          | 479        |
| Revisits re work ordered... ..      | 490        |
| Revisits re work in progress ... .. | 62         |
| Smoke tests to drains ... ..        | 22         |
| Water tests to drains ... ..        | 20         |
| Samples of well water ... ..        | 10         |
|                                     | <hr/> 1083 |

Interviews with owners ... .. 56

B.—The number of Notices served during the year 1933. (Distinguishing Statutory from Informal).

The number of :—

|   |           |
|---|-----------|
| NOTICES on the Books, 31st December, 1932 ... ..  | 47        |
| (Informal 23, Statutory 24)   |           |
| INFORMAL NOTICES served during the year, 1933 (excluding 10 informal notices preliminary to service of Formal notices) ... .. | 210       |
| STATUTORY NOTICES served during the year, 1933 ...  | 39        |
| (Housing Act 31, Public Health Act 8)   |           |
|   | <hr/> 296 |

C.—The result of the service of such Notices :—

|   |           |
|---|-----------|
| INFORMAL NOTICES complied with in 1933, which were outstanding at 31st December, 1932 ... ..  | 23        |
| INFORMAL NOTICES complied with in 1933, which were served during the year ... ..              | 132       |
| STATUTORY NOTICES complied with in 1933, which were outstanding at 31st December, 1932 ... .. | 22        |
| (Housing Act 18, Public Health Acts 4)  |           |
| STATUTORY NOTICES complied with in 1933, which were served during the year ... ..             | 21        |
| (Housing Act 17, Public Health Acts 4)  |           |
|   | <hr/> 198 |
| TOTAL NUMBER of Notices on the Books at 31st December, 1933 (for analysis see below) ... ..   | 98        |
| NOTICES OUTSTANDING—  |           |
| Informal (including 40 Council houses)... ..  | 78        |
| Statutory (Housing 16, Public Health Act 4) ... ..  | 20        |
|   | <hr/> 98  |



| Description of the work carried out—                     |                       | No. of such defects remedied during year : |                   |        |
|--|-----------------------|--|-------------------|--------|
| Nature of defect or nuisance.                            | No. of defects found. | By Informal action.                        | By Formal action. | Total. |
| Defective chimneys ... ..                                | 19                    | 6  | 7                 | 13     |
| Defective roofs ... ..                                   | 61                    | 11   | 14                | 25     |
| Defective walls ... ..                                   | 18                    | 5  | 7                 | 12     |
| Defective or no spouting ... ..                          | 32                    | 8  | 9                 | 17     |
| Obstructed spouting ... ..                               | 10                    | —  | 9                 | 9      |
| Dampness ... ..  | 46                    | 16   | 8                 | 24     |
| Dirty bedrooms ... ..                                    | 44                    | 21   | 11                | 32     |
| Dirty living-rooms ... ..                                | 75                    | 37   | 12                | 49     |
| Dirty staircases ... ..                                  | 14                    | 5  | 5                 | 10     |
| Dirty pantries ... ..                                    | 7                     | 6  | 1                 | 7      |
| Dirty bathrooms ... ..                                   | 7                     | 5  | —                 | 5      |
| Defective staircases ... ..                              | 9                     | 4  | 3                 | 7      |
| Defective baluster rails & hand-rail ... ..              | 6                     | 1  | 1                 | 2      |
| No handrails ... ..                                      | 12                    | 2  | 8                 | 10     |
| Defective floors ... ..                                  | 57                    | 14   | 26                | 40     |
| Defective doors, frames & sills                          | 57                    | 11   | 19                | 30     |
| Defective ceiling plaster ...                            | 33                    | 6  | 16                | 22     |
| Defective wall plaster ...                               | 82                    | 32   | 22                | 54     |
| Defective firegrates and stoves                          | 74                    | 23   | 15                | 38     |
| Defective window frames ...                              | 36                    | 2  | 17                | 19     |
| Defective window sashes ...                              | 82                    | 16   | 22                | 38     |
| Insufficient light and ventilation to pantry ... ..      | 2                     | —  | 1                 | 1      |
| Insufficient light and ventilation in dwelling house ... | 10                    | 4  | 4                 | 8      |
| Defective yard paving... ..                              | 33                    | 20   | 1                 | 21     |
| Unpaved yards ... ..                                     | 5                     | 3  | 1                 | 4      |
| Insufficient & defective ashbins                         | 71                    | 41   | 10                | 51     |
| Defective sinks ... ..                                   | 6                     | 3  | 1                 | 4      |
| Defective waste pipes... ..                              | 10                    | 7  | 2                 | 9      |
| No sink accommodation ...                                | 2                     | —  | 2                 | 2      |
| Defective boilers ... ..                                 | 17                    | 1  | 2                 | 3      |
| Defective boiler brickwork ...                           | 12                    | 4  | 3                 | 7      |
| Contaminated Water Supplies                              | 5                     | —  | 5                 | 5      |
| Drains and Water Closets—                                |                       |  |                   |        |
| Obstructed drains ... ..                                 | 14                    | 10   | —                 | 10     |
| Defective drains ... ..                                  | 17                    | 14   | 2                 | 16     |
| Untrapped inlets ... ..                                  | 5                     | 5  | —                 | 5      |
| Drain inlet inside house ...                             | 1                     | —  | 1                 | 1      |
| Insufficient drainage ... ..                             | 5                     | 1  | 4                 | 5      |
| Defective inspection chambers..                          | 3                     | 1  | 2                 | 3      |
| Defective inspection chamber covers ... ..               | 3                     | 3  | —                 | 3      |
| No inspection chamber ...                                | 7                     | 6  | 1                 | 7      |



| Nature of defect or nuisance.                     | No. of defects found. | No. of such defects remedied during year : |                   | Total. |
|---|-----------------------|--|-------------------|--------|
|   |                       | By Informal action.                        | By Formal action. |        |
| Defective roofs of W.C.'s ...                     | 7                     | 1  | 2                 | 3      |
| Defective floors of W.C.'s ...                    | 3                     | 2  | 1                 | 3      |
| Defective doors to W.C.'s ...                     | 11                    | 3  | 1                 | 4      |
| Defective W.C. walls... ..                        | 14                    | 7  | 3                 | 10     |
| Dirty W.C.'s ... ..                               | 11                    | 8  | 3                 | 11     |
| Dangerous W.C. structures...                      | 1                     | 1  | —                 | 1      |
| Defective W.C. seats ... ..                       | 6                     | 2  | 2                 | 4      |
| Defective flushing apparatus ...                  | 16                    | 6  | 2                 | 8      |
| Defective ventilating pipes ...                   | 19                    | 9  | 8                 | 17     |
| Insufficient light & ventilation to W.C.'s ... .. | 5                     | 3  | 2                 | 5      |
| Defective W.C. pans and joints                    | 5                     | 4  | 1                 | 5      |
| Drains not intercepted ... ..                     | 9                     | 7  | 1                 | 8      |
| Insufficient W.C. accommodation ... ..            | 6                     | 6  | —                 | 6      |
| Cesspools abolished ... ..                        | 2                     | —  | 2                 | 2      |
| Drains not ventilated ... ..                      | 2                     | 2  | —                 | 2      |
| Soil pipes not ventilated ... ..                  | 1                     | 1  | —                 | 1      |

The above Table shews defects found in houses capable of remedy at reasonable expense under Housing or Public Health Acts, but does not include a large number of defects found at houses which are not capable of remedy at reasonable expense and for which demolition orders are contemplated.

## 2—INSPECTION AND SUPERVISION OF FOOD.

### (A).—Slaughterhouses.

- (i) Number of visits to slaughterhouses ... .. 666
- (ii) Informal notices ... .. 4
- (iii) Slaughterhouses cleansed and limewashed ... .. 4
- (iv) Accumulations removed ... .. 4
- (v) The number of animals inspected, the number found diseased and the parts condemned and destroyed :—

| Species.    | No. Inspected | No. found diseased | Percentage found diseased | CONDEMNED AND DESTROYED    |      |       |     |        |      |       |      |                        |       | Total con-<br>demned |
|-------------|---------------|--------------------|---------------------------|----------------------------|------|-------|-----|--------|------|-------|------|------------------------|-------|----------------------|
|             |               |                    |                           | Whole carcasses and organs |      | Heads |     | Livers |      | Lungs |      | Other parts and organs |       |                      |
|             |               |                    |                           | No.                        | %    | No.   | %   | No.    | %    | No.   | %    | No.                    | %     |                      |
| Bovines ... | 186           | 12                 | 6.4                       | 0                          | —    | 0     | —   | 11     | 5.9  | 1     | 0.93 | —                      | —     | 12                   |
| Pigs .. ..  | 1033          | 39                 | 3.7                       | 3                          | 0.29 | 21    | 2.0 | 11     | 0.10 | 2     | 0.19 | 4                      | 0.38  | 41                   |
| Sheep ...   | 1231          | 4                  | 0.3                       | 0                          | —    | 0     | —   | 4      | 0.32 | 0     | —    | 1                      | 0.008 | 5                    |
| Total ...   | 2450          | 55                 | 2.2                       | 3                          | 0.12 | 21    | 0.9 | 26     | 1.06 | 3     | 0.12 | 5                      | 0.2   | 58                   |

### (B).—Butchers' Shops and Stores.

- (i) Inspections ... .. 112
- (ii) Informal notices ... .. 14



|        |  |     |     |     |         |
|--------|--|-----|-----|-----|---------|
| (iii)  | Premises cleansed and limewashed                   | ... | ... | ... | 14      |
| (iv)   | Receptacles for waste provided                     | ... | ... | ... | 7       |
| (v)    | Means of protection against contamination provided | ... | ... | ... | 2       |
| (vi)   | Premises repaired                                  | ... | ... | ... | 2       |
| (vii)  | Accumulations removed                              | ... | ... | ... | 1       |
| (viii) | Unsound food surrendered :—                        |     |     |     |         |
|        | Beef   | ... | ... | ... | 65 lbs. |
|        | Lamb   | ... | ... | ... | 20 lbs. |
|        | Pork   | ... | ... | ... | 35 lbs. |

**(C).—Other Food Shops and Stores.**

|        |  |     |     |     |          |
|--------|--|-----|-----|-----|----------|
| (i)    | Inspections  | ... | ... | ... | 29       |
| (ii)   | Notices  | ... | ... | ... | 10       |
| (iii)  | Premises to be cleansed and limewashed             | ... | ... | ... | 5        |
| (iv)   | Receptacles for waste provided                     | ... | ... | ... | 2        |
| (v)    | Means of protection against contamination provided | ... | ... | ... | 3        |
| (vi)   | Defective and insanitary appliances remedied       | ... | ... | ... | 2        |
| (vii)  | Ventilation improved                               | ... | ... | ... | 1        |
| (viii) | Accumulations removed                              | ... | ... | ... | 1        |
| (ix)   | Yards paved  | ... | ... | ... | 2        |
| (x)    | Premises repaired                                  | ... | ... | ... | 3        |
| (xi)   | Unsound food surrendered :—                        |     |     |     |          |
|        | Grape Fruit  | ... | ... | ... | 195      |
|        | Tomato Puree                                       | ... | ... | ... | 10 tins  |
|        | Pears  | ... | ... | ... | 3 tins   |
|        | Plums  | ... | ... | ... | 100 lbs. |

**(D).—Ice Cream Premises.**

|       |   |     |     |     |    |
|-------|---|-----|-----|-----|----|
| (i)   | Inspections   | ... | ... | ... | 48 |
| (ii)  | Notices   | ... | ... | ... | 6  |
| (iii) | Means of protection against contamination provided  | ... | ... | ... | 1  |
| (iv)  | Utensils and appliances to be cleansed              | ... | ... | ... | 5  |
| (v)   | Samples taken for examination for bacterial content | ... | ... | ... | 18 |
| (vi)  | Warnings re unsatisfactory bacterial content        | ... | ... | ... | —  |
| (vii) | Special investigations of unsatisfactory supplies   | ... | ... | ... | —  |

**(E).—Milk Supply.**

|        |   |     |     |     |    |
|--------|---|-----|-----|-----|----|
| (i)    | Inspections of Dairies and Cowsheds                                     | ... | ... | ... | 95 |
| (ii)   | Informal notices re contraventions                                      | ... | ... | ... | 4  |
| (iii)  | Contraventions—   |     |     |     |    |
|        | (a) Limewashing and cleansing   | ... | ... | ... | 3  |
|        | (b) Cleanliness of utensils and premises                                | ... | ... | ... | 2  |
|        | (c) Name not on vehicle   | ... | ... | ... | 1  |
|        | (d) Other insanitary conditions   | ... | ... | ... | 3  |
| (iv)   | Samples of ordinary milk taken for examination for bacterial content    | ... | ... | ... | 42 |
| (v)    | Samples of ordinary milk taken for examination for Tubercle bacilli :—  |     |     |     |    |
|        | (a) Primary samples from roundsmen                                      | ... | ... | ... | 21 |
|        | (b) Primary samples from producers in course of delivery to dairies     | ... | ... | ... | 60 |
|        | (c) Secondary samples   | ... | ... | ... | 1  |
| (vi)   | Samples of "Certified" milk taken for examination for bacterial content | ... | ... | ... | 1  |
| (vii)  | Samples of Grade "A" milk taken for examination for bacterial content   | ... | ... | ... | 11 |
| (viii) | Legal Proceedings (improperly marked special designations milk)         | ... | ... | ... | 1  |



**(F).—Adulterations, etc.**

|      |   |   |
|------|---|---|
| (i)  | Samples taken—                            |   |
|      | (a) Milk ... ..                           | 5 |
|      | (b) Sausages ... ..                       | 7 |
| (ii) | Unsatisfactory samples—                   |   |
|      | (a) Milk (further samples genuine) ... .. | 1 |

**(3)—FACTORIES, WORKSHOPS AND WORKPLACES.**

|       |   |     |
|-------|---|-----|
| (i)   | Inspections ... ..  | 279 |
| (ii)  | Notices—  |     |
|       | (a) Informal ... ..                                       | 19  |
|       | (b) Statutory... ..                                       | 0   |
| (iii) | Contraventions dealt with—                                |     |
|       | (a) Want of cleanliness ... ..                            | 20  |
|       | (b) Want of ventilation ... ..                            | 3   |
|       | (c) Overcrowding ... ..                                   | 0   |
|       | (d) Want of drainage to floors ... ..                     | 0   |
|       | (e) Other nuisances ... ..                                | 6   |
|       | (f) Insufficient sanitary accommodation... ..             | 1   |
|       | (g) Unsuitable or defective sanitary accommodation ... .. | 8   |
|       | (h) Sanitary accommodation not separate for sexes ... ..  | 2   |

**(4)—PREMISES AND OCCUPATIONS CONTROLLED BY BYE-LAWS.**

**(A)—Stables.**

|       |                                       |    |
|-------|---------------------------------------|----|
| (i)   | Inspections ... ..                    | 98 |
| (ii)  | Notices ... ..                        | 8  |
| (iii) | Contraventions dealt with—            |    |
|       | (a) Accumulations removed... ..       | 3  |
|       | (b) Yards cleansed ... ..             | 1  |
|       | (c) Yards repaired ... ..             | 1  |
|       | (d) Receptacles repaired ... ..       | 1  |
|       | (e) Means of drainage provided ... .. | 1  |

**(B) —Offensive Trades.**

|       |   |    |
|-------|---|----|
| (i)   | Inspections ... ..                          | 35 |
| (ii)  | Notices ... ..                              | 5  |
| (iii) | Contraventions dealt with—                  |    |
|       | (a) Premises cleansed and limewashed ... .. | 6  |
|       | (b) Premises repaired ... ..                | 3  |
|       | (c) Receptacles provided ... ..             | 1  |
|       | (d) Accumulations removed ... ..            | 3  |
| (iv)  | New Trade established with consent ... ..   | 1  |
| (v)   | Trade discontinued ... ..                   | 1  |

**(C)—Tents, Vans and Sheds.**

|      |                    |    |
|------|--------------------|----|
| (i)  | Inspections ... .. | 10 |
| (ii) | Notices ... ..     | 5  |

**(5)—INFECTIOUS DISEASE AND DISINFECTION.**

|      |   |     |
|------|---|-----|
| (i)  | Visits ... ..   | 129 |
| (ii) | Action taken—   |     |
|      | (a) Cases enquired into ... ..                        | 52  |
|      | (b) Rooms disinfected after notifiable disease ... .. | 59  |

|   |    |
|---|----|
| (c) Rooms disinfected after notifiable disease (Tuberculosis) ... ..            | 59 |
| (d) Loads of bedding disinfected after notifiable disease ... ..                | 46 |
| (e) Loads of bedding disinfected after notifiable disease (Tuberculosis) ... .. | 31 |
| (f) Rooms disinfected after non-notifiable disease                              | 42 |
| (g) Loads of bedding disinfected after non-notifiable disease ... ..            | 24 |
| (h) Loads of bedding destroyed after notifiable disease ... ..                  | 4  |
| (i) Loads of bedding destroyed after non-notifiable disease ... ..              | 1  |
| (j) Notices excluding contacts from day schools..                               | 20 |
| (k) Notices excluding contacts from Sunday schools ... ..                       | 6  |
| (l) Library books (exposed to infection) destroyed                              | 16 |
| (m) Letters to other Authorities re contacts ...                                | 32 |
| (n) Loads of bedding destroyed after Tuberculosis                               | 9  |

#### (6)—MISCELLANEOUS NUISANCES.

|                                     | Visits. | Informal Notices. | Defects and contraventions dealt with. |
|-------------------------------------|---------|-------------------|--|
| (a) Nuisances from animals ...      | 13      | 7                 | 8                                      |
| (b) Accumulations, etc. ...         | 44      | 21                | 27                                     |
| (c) Nuisances from smoke ...        | 8       | 4                 | 4                                      |
| (d) Rats and mice ...               | 337     | 46                | 46                                     |
| (e) Public conveniences ...         | 29      | 5                 | 5                                      |
| (f) Verminous houses ...            | 30      | 17                | 17                                     |
| (g) Overcrowding ...                | 4       | 3                 | 3                                      |
| (h) Obstructed and offensive drains | 48      | 23                | 36                                     |
| (i) Offensive or obstructed ditches | 20      | 10                | 10                                     |
| (j) Defective or no ashbins ...     | 474     | 165               | 175                                    |
| (k) Miscellaneous ...               | 55      | 10                | 12                                     |
| (l) Cesspools ...                   | 219*    | 41                | 41                                     |

\* Includes visits re cesspool cleansing service. .



TABLE V.

**Vital Statistics of Bognor Regis compared with the Vital Statistics  
of the County of West Sussex, 1933.**

|  | Urban<br>Districts. | Rural<br>Districts. | Adminis-<br>trative<br>County. | Bognor<br>Regis. |
|--|---------------------|---------------------|--------------------------------|------------------|
| Population (estimated by<br>Registrar-General for cal-<br>culation of Birth and<br>Death Rates) ... .. | 122910              | 108190              | 231100                         | 16400            |
| Number of Births ... ..  | 1464                | 1471                | 2935                           | 202              |
| Birth Rate ... ..  | 11.91 (12.80)       | 13.60 (14.08)       | 12.70 (13.43)                  | 12.3 (12.9)      |
| Number of Deaths ... ..  | 1680                | 1283                | 2963                           | 202              |
| Death Rate ... ..  | 13.67 (14.12)       | 11.86 (11.74)       | 12.82 (12.96)                  | 12.3 (11.6)      |
| Number of Deaths of<br>Infants under 1 year ... ..   | 74                  | 67                  | 141                            | 13               |
| Infant Mortality Rate per<br>1000 Births ... ..  | 50 (51)             | 46 (56)             | 48 (54)                        | 64 (30)          |
| Number of Maternal<br>Deaths ... ..  | 8                   | 5                   | 13                             | Nil (2)          |
| Maternal Mortality per<br>1000 Births ... ..   | 5.5 (7.4)           | 3.4 (5.1)           | 4.4 (6.3)                      | Nil (11.8)       |
| Number of Deaths from<br>Tuberculosis (Respira-<br>tory System) ... ..                                 | 74                  | 46                  | 120                            | 16               |
| Death Rate from Tuber-<br>culosis (Respiratory<br>System) ... ..                                       | 0.60 (0.55)         | 0.43 (0.46)         | 0.52 (0.51)                    | 0.97 (0.53)      |
| Number of Deaths from<br>Cancer ... ..   | 262                 | 170                 | 432                            | 35               |
| Death Rate from Cancer   | 2.13 (1.86)         | 1.57 (1.70)         | 1.87 (1.78)                    | 2.13 (2.37)      |
| Zymotic Death Rate ... ..  | 0.15 (0.19)         | 0.17 (0.25)         | 0.16 (0.22)                    | 0.06 (0.15)      |
| Natural Increase—Excess<br>of Births over Deaths...  | *—                  | 188                 | †—                             | ‡—               |

\* Deaths exceed births by 216.

† Deaths exceed births by 28.

‡ Births and Deaths balance.

#### STATISTICS FOR ENGLAND AND WALES.

|                              |             |
|------------------------------|-------------|
| Birth Rate ... ..            | 14.4 (15.3) |
| Death Rate... ..             | 12.3 (12.0) |
| Infant Mortality Rate ... .. | 64 (65)     |

(The figures in brackets represent the rates for the year 1932)



## METEOROLOGICAL REPORT FOR THE YEAR 1933.

The following excellent report has been submitted by Mr. F. A. C. Cullen, the Meteorological Observer.

It will be appreciated that these records occupy a great deal of time. Reports have been prepared for the past ten years.

Detailed information relating to air pressure, wind, maximum and minimum temperatures, sub-soil temperature, humidity, rainfall, sunshine and ultra-violet light will be found on the tables in this report. These tables and notes are prepared from the monthly register of readings and observations taken in Bognor Regis, and submitted monthly to the Meteorological Office and the Sunlight League.

### Sunshine.

The total number of hours of bright sunshine recorded during the year 1933 was 2,066 hours, being 312 hours above the average of the previous nine years. The average amount of bright sunshine each day during the year was 5.7 hours and the total number of sun recorded days was 323.

### Winter Sunshine.

Excellent sunshine records were secured during the winter months, the daily average during the months of January, February, March, October, November and December being 3.54 hours.

### Ultra-Violet Light.

The measurement of the Ultra-Violet rays of sunlight has been continued, and the following table shews the daily averages for the months during 1933.

| January. | February. | March.     | April.   | May.      | June.     | Average for the year. |
|----------|-----------|------------|----------|-----------|-----------|-----------------------|
| 1.3      | 1.6       | 2.7        | 3.1      | 3.4       | 4.1       |                       |
| July.    | August.   | September. | October. | November. | December. | 2.76                  |
| 4.5      | 4.3       | 2.8        | 2.4      | 1.8       | 1.1       |                       |

### Notes on the Weather of the year 1933.

Noteworthy features of the year 1933 were a marked deficiency of rainfall, the total for the year (22.85 inches) being 8.5 inches below the average of the previous nine years, and an excess of sunshine, the total for the year being 312 hours above the average of the previous nine years.

**JANUARY.**—The first half of the month was mild and unsettled and the second half cold and dry. The rainfall was 1.08 inches below the average of the previous nine years and the sunshine slightly above the average. The mean average temperature was 3.5° below the nine yearly average.

**FEBRUARY.**—Was wet with snow storms during the period 19th—24th. Gales occurred on the 24th and 25th. Precipitation was above the average of the previous nine years.

**MARCH.**—Was warm and sunny with notably high day temperatures. Excellent sunshine records were secured during the month, particularly the period between the 21st and 28th, when an average of over 10 hours per day was secured. Cloudless skies were recorded on twelve days during the month.



APRIL.—Was exceptionally dry, rain being recorded on eight days only, and, of the monthly total of 1.25 inches, .6 inch was recorded on the 25th. The month was warm, apart from a cold spell from the 17th—22nd.

MAY.—Was warm, dull and unsettled, the only month of the year with a deficiency of sunshine when compared with the average of the previous nine years.

JUNE.—The first ten days of the month were fine and dry, thereafter unsettled. The month shares with August the highest temperature of the year, viz., 80° on the 7th.

JULY.—Was warm with excellent sunshine records. Rainfall was 1.17 below the average for the previous nine years.

AUGUST.—The warm weather of July continued into August. Sunshine records were excellent, being 70.5 hours above the average. There was no day with a complete absence of sunshine. A thunderstorm occurred during the early hours of the 14th.

SEPTEMBER.—The fine weather of August continued during September until the 12th, when it was broken by heavy rainfall of 1.2 inches. Thereafter the weather was somewhat unsettled with precipitation on 13 days. Good sunshine records were, however, recorded, there being no day without sunshine, and the total of the month was 43.8 hours above the average.

OCTOBER.—Mean temperature was slightly above normal, the weather being mild until the 26th. Rainfall was 2 inches below the nine yearly average and sunshine slightly above.

NOVEMBER.—For the first time since February, the mean temperature was below normal. The month was dry, rainfall being 2.76 inches below normal. Sunshine was 13.7 hours above normal.

DECEMBER.—Was exceptionally dry and abnormally cold, the mean average temperature being 6° below the average of the previous nine years. Precipitation in measurable amount occurred on six days only. .78 of the monthly total of .83 inch occurring between the 25th and 28th.

Further details as to air pressure, temperatures, humidity, rainfall and sunshine will be found in the following Tables.

TABLE I.

| Year<br>1933.               | AIR PRESSURE at 9 a.m.  |   |                                |      |                               | WIND<br>(9 a.m. Observations). |   |     |   |    |   |    |    |     |     |   |
|-----------------------------|---|---|--------------------------------|------|-------------------------------|--------------------------------|---|-----|---|----|---|----|----|-----|-----|---|
|                             | Barometer<br>reduced to<br>32° and Mean<br>Sea Level.<br>+ Gravity at<br>Lat. 45° | Differ-<br>ence<br>from<br>average<br>of nine<br>years<br>1924-<br>1932 | Highest<br>adjusted<br>reading | Date | Lowest<br>adjusted<br>reading | Date                           | Number of times<br>observed to be blowing<br>from:— |     |   |    |   |    |    |     | Cal |   |
|                             |   |   |                                |      |                               |                                | N   | NE  | E | SE | S | SW | W  | NW  |     |   |
| January                     | 30.150  | + .108  | 30.738                         | 23rd | 29.444                        | 30th                           | 0   | 10  | 0 | 0  | 1 | 0  | 6  | 0   | 14  | 0 |
| February                    | 29.972  | — .078  | 30.632                         | 12th | 29.486                        | 26th                           | 0   | 10  | 0 | 0  | 2 | 0  | 8  | 0   | 8   | 0 |
| March                       | 29.954  | — .023  | 30.488                         | 8th  | 29.106                        | 17th                           | 0   | 6   | 0 | 0  | 8 | 0  | 10 | 0   | 7   | 0 |
| April                       | 30.138  | + .269  | 30.514                         | 14th | 29.740                        | 29th                           | 0   | 8   | 0 | 0  | 2 | 1  | 8  | 0   | 11  | 0 |
| May                         | 29.972  | + .105  | 30.256                         | 18th | 29.518                        | 7th                            | 0   | 8   | 0 | 0  | 8 | 0  | 6  | 0   | 9   | 0 |
| June                        | 29.872  | — .150  | 30.244                         | 10th | 29.348                        | 19th                           | 0   | 13  | 0 | 0  | 6 | 0  | 5  | 0   | 6   | 0 |
| July                        | 30.078  | + .127  | 30.538                         | 4th  | 29.664                        | 14th                           | 0   | 5   | 0 | 0  | 7 | 0  | 10 | 0   | 9   | 0 |
| August                      | 30.178  | + .287  | 30.420                         | 2nd  | 29.712                        | 23rd                           | 0   | 9   | 0 | 0  | 7 | 0  | 3  | 1   | 11  | 0 |
| Sept'ber                    | 30.038  | + .015  | 30.334                         | 15th | 29.504                        | 23rd                           | 1   | 19  | 0 | 0  | 4 | 0  | 2  | 0   | 4   | 0 |
| October                     | 29.902  | — .040  | 30.326                         | 3rd  | 29.238                        | 28th                           | 0   | 13  | 0 | 0  | 2 | 0  | 4  | 0   | 12  | 0 |
| November                    | 29.940  | + .045  | 30.244                         | 8th  | 29.416                        | 15th                           | 0   | 14  | 0 | 0  | 3 | 0  | 0  | 0   | 13  | 0 |
| December                    | 30.154  | + .137  | 30.732                         | 22nd | 28.966                        | 28th                           | 0   | 19  | 0 | 0  | 5 | 0  | 1  | 0   | 6   | 0 |
| Average<br>for the<br>Year. | 30.779  | + .802  | —                              | —    | —                             | Totals                         | 1   | 134 | 0 | 55 | 1 | 63 | 1  | 110 | 0   | 0 |



TABLE II.

| Average Temperature in Shade |              |              |              |   |             |        |             |           |             | Sub-<br>soil | On Grass    |                 |      | In Sunshine        |      |   | Frosts |             |    |      |
|------------------------------|--------------|--------------|--------------|---|-------------|--------|-------------|-----------|-------------|--------------|-------------|-----------------|------|--------------------|------|---|--------|-------------|----|------|
| Year<br>1933                 | Mean Maximum | Mean Minimum | Mean Average | Difference from<br>average of nine<br>years 1924-1932 | Maximum     |        |             |           | Minimum     |              |             |                 | Date | Lowest             | Date | No. of times 30.4°<br>& under in screen | Tls.   | 93          |    |      |
|                              |              |              |              |   | Highest     |        | Lowest      |           | Highest     |              | Lowest      |                 |      |                    |      |   |        |             |    |      |
|                              |              |              |              |   | Temperature | Date   | Temperature | Date      | Temperature | Date         | Temperature | Date            |      |                    |      |   |        |             |    |      |
| Jan.                         | 43.0         | 34.0         | 38.5         | -3.5  | 52.0°       | 2nd    | 32.0°       | 24th      | 48.0°       | 3 & 9        | 25.0°       | 18, 25 & 27     | 55.9 | 17° on 27th        | ...  | 82.0                                    | 85°    | 17th        | 12 | 20   |
| Feb.                         | 45.0         | 37.0         | 41.0         | + .5  | 53.0°       | 8th    | 37.0°       | 19th      | 46.0°       | 5, 6 & 9     | 27.0°       | 24th            | 53.6 | 18° on 24th        | ...  | 83.0                                    | 87°    | 22nd        | 2  | 16   |
| Mar.                         | 51.0         | 41.0         | 46.0         | +2.5  | 62.0°       | 27th   | 45.0°       | 1st       | 46.0°       | 16 & 17      | 33.0°       | 21 & 27         | 51.4 | 22° on 21st        | ...  | 86.0                                    | 95°    | 31st        | 0  | 9    |
| April                        | 55.0         | 42.0         | 48.5         | +1.5  | 63.0°       | 8th    | 47.0°       | 19 & 20   | 50.0°       | 27th         | 33.0°       | 14, 19, 20 & 22 | 48.8 | 26° on 19th & 22nd | ...  | 99.0                                    | 106°   | 7th & 14th  | 0  | 8    |
| May                          | 61.0         | 49.0         | 55.0         | +2.0  | 72.0°       | 22nd   | 57.0°       | 1, 5 & 13 | 55.0°       | 21st         | 40.0°       | 1st             | 52.9 | 33° on 1st         | ...  | 104.0                                   | 110°   | 29th & 31st | 0  | 0    |
| June                         | 67.0         | 54.0         | 60.5         | +2.5  | 80.0°       | 7th    | 61.0°       | 11th      | 61.0°       | 4 & 5        | 47.0°       | 12th            | 57.1 | 40° on 12th        | ...  | 114.0                                   | 121°   | 7th         | 0  | 0    |
| July                         | 70.0         | 59.0         | 64.5         | +2.5  | 77.0°       | 20th   | 62.0°       | 13th      | 66.0°       | 27th         | 52.0°       | 1st             | 61.2 | 44° on 1st & 28th  | ...  | 118.0                                   | 124°   | 27th        | 0  | 0    |
| Aug.                         | 72.0         | 58.0         | 65.0         | +3.0  | 80.0°       | 7th    | 64.0°       | 11th      | 66.0°       | 4 & 6        | 48.0°       | 22nd            | 63.5 | 42° on 23rd & 24th | ...  | 121.0                                   | 128°   | 14th        | 0  | 0    |
| Sept.                        | 69.0         | 55.0         | 62.0         | +3.5  | 76.0°       | 7th    | 61.0°       | 23rd      | 61.0°       | 12th         | 46.0°       | 14th            | 62.2 | 42° on 14th & 15th | ...  | 113.0                                   | 120°   | 2nd         | 0  | 0    |
| Oct.                         | 58.0         | 48.0         | 53.0         | +0.5  | 66.0°       | 7 & 10 | 47.0°       | 27 & 28   | 60.0°       | 8 & 10       | 32.0°       | 28th            | 59.4 | 23° on 28th        | ...  | 99.0                                    | 107°   | 1st         | 0  | 6    |
| Nov.                         | 48.0         | 40.0         | 44.0         | -2.5  | 56.0°       | 7 & 20 | 40.0°       | 29th      | 50.0°       | 20th         | 33.0°       | 12th            | 56.9 | 22° on 12th        | ...  | 91.0                                    | 98°    | 14th        | 0  | 12   |
| Dec.                         | 40.0         | 32.0         | 36.0         | -6.0  | 46.0°       | 22nd   | 33.0°       | 4th,      | 39.0°       | 1st          | 26.0°       | 9 & 10          | 53.3 | 18° on 14th & 17th | ...  | 83.0                                    | 91°    | 6th         | 13 | 22   |
| Average<br>for<br>the year   | 57.0         | 46.0         | 51.5         | +1.0  | —           | —      | —           | —         | —           | —            | —           | —               | 56.4 | —                  | —    | 99.0                                    | —      | —           | 27 | Tls. |

TABLE III.

| Year<br>19 3.     | Humidity.                            |                               | Relative<br>humidity<br>Satura-<br>tion—100. | Rainfall—Waterloo Square.     |  |  |   |  |
|-------------------|--------------------------------------|-------------------------------|--|-------------------------------|--|--|---|--|
|                   | Average Temperature<br>at 9 a.m. of: |                               |  | Monthly<br>Totals.<br>Inches. | Difference<br>from<br>average of<br>nine years<br>1924—1932. | Greatest fall<br>in 24 hours.<br>Inches. | No. of<br>rainy days<br>of .01 ins.<br>or more. | No. of<br>rainy<br>days of<br>.04 ins. or<br>more. |
|                   | Dry Bulb.<br>Degrees<br>Fahr.        | Wet Bulb.<br>Degrees<br>Fahr. |  |                               |  |  |   |  |
| January ...       | 37.5                                 | 36.8                          | 93.0   | 2.13                          | —1.08  | .44 on 15th                              | 14  | 12   |
| February ..       | 40.3                                 | 39.0                          | 87.0   | 2.60                          | + .57  | .70 on 26th                              | 11  | 9  |
| March ...         | 46.3                                 | 44.5                          | 81.0   | 2.56                          | + 1.27   | .63 on 22nd                              | 12  | 9  |
| April ...         | 49.6                                 | 46.7                          | 79.0   | 1.25                          | —1.06  | .60 on 25th                              | 8   | 5  |
| May ...           | 56.3                                 | 52.5                          | 76.0   | 2.94                          | + .49  | 1.06 on 27th                             | 12  | 9  |
| June ...          | 61.8                                 | 56.5                          | 70.0   | 1.55                          | — .33  | .56 on 18th                              | 8   | 6  |
| July ...          | 65.3                                 | 61.1                          | 78.0   | 1.17                          | —1.17  | .27 on 13th                              | 12  | 7  |
| August ...        | 66.0                                 | 61.3                          | 75.0   | 1.16                          | —1.30  | .50 on 15th                              | 7   | 7  |
| Sept. ...         | 60.6                                 | 57.6                          | 82.0   | 3.77                          | + 1.26   | 1.20 on 12th                             | 12  | 11   |
| October ..        | 53.1                                 | 50.5                          | 82.0   | 1.76                          | —2.00  | .37 on 22nd                              | 14  | 11   |
| Nov. ...          | 43.7                                 | 41.9                          | 85.0   | 1.13                          | —2.76  | 47 on 14th                               | 12  | 7  |
| Dec. ...          | 35.3                                 | 34.4                          | 90.0   | .83                           | —2.34  | .35 on 28th                              | 6   | 5  |
| Year's<br>average | 51.3                                 | 48.6                          | 82.0   | —                             | —8.46  | —  | —   | —  |
| Totals ..         | —                                    | —                             | —  | 22.85                         | —  | —  | 128   | 98   |



TABLE IV.

| Year<br>1933. | Bright Sunshine.                |   |                                    |                 |        |
|---------------|---------------------------------|---|------------------------------------|-----------------|--------|
|               | Totals:<br>hours and<br>tenths. | Difference<br>from<br>average of<br>nine years<br>1924—1932 | Number of<br>sun recorded<br>days. | Brightest days. |        |
|               |                                 |   |                                    | Date.           | Hours. |
| January       | 74.9                            | + 9.2   | 25                                 | 25th            | 7.9    |
| February      | 88.7                            | + 4.5   | 20                                 | 22nd and 23rd   | 8.3    |
| March         | 197.8                           | +43.2   | 29                                 | 28th            | 10.8   |
| April ...     | 191.4                           | +32.5   | 28                                 | 14th            | 12.4   |
| May ...       | 203.0                           | — 9.6   | 31                                 | 15th            | 12.9   |
| June ...      | 273.7                           | +37.1   | 30                                 | 7th             | 14.1   |
| July ...      | 275.3                           | +53.8   | 31                                 | 4th             | 14.4   |
| August        | 271.2                           | +70.5   | 31                                 | 2nd             | 13.4   |
| September     | 207.4                           | +43.8   | 30                                 | 5th             | 11.8   |
| October       | 128.0                           | + 5.9   | 25                                 | 4th             | 10.0   |
| November      | 85.2                            | +13.7   | 22                                 | 8th             | 8.0    |
| December      | 69.4                            | + 7.6   | 21                                 | 14th            | 7.0    |
| Total ...     | 2066.0                          | +312.2  | 323                                | —               | —      |

| Station | Time | Wind | Temp | Bar  | Humidity | Direction | Remarks      |
|---------|------|------|------|------|----------|-----------|--------------|
| 1       | 0800 | 10   | 75   | 30.1 | 85       | SE        | Light breeze |
| 2       | 0900 | 12   | 78   | 30.0 | 88       | SE        | Light breeze |
| 3       | 1000 | 15   | 80   | 29.9 | 90       | SE        | Light breeze |
| 4       | 1100 | 18   | 82   | 29.8 | 92       | SE        | Light breeze |
| 5       | 1200 | 20   | 85   | 29.7 | 95       | SE        | Light breeze |
| 6       | 1300 | 22   | 88   | 29.6 | 98       | SE        | Light breeze |
| 7       | 1400 | 25   | 90   | 29.5 | 100      | SE        | Light breeze |
| 8       | 1500 | 28   | 92   | 29.4 | 102      | SE        | Light breeze |
| 9       | 1600 | 30   | 95   | 29.3 | 105      | SE        | Light breeze |
| 10      | 1700 | 32   | 98   | 29.2 | 108      | SE        | Light breeze |
| 11      | 1800 | 35   | 100  | 29.1 | 110      | SE        | Light breeze |
| 12      | 1900 | 38   | 102  | 29.0 | 112      | SE        | Light breeze |
| 13      | 2000 | 40   | 105  | 28.9 | 115      | SE        | Light breeze |
| 14      | 2100 | 42   | 108  | 28.8 | 118      | SE        | Light breeze |
| 15      | 2200 | 45   | 110  | 28.7 | 120      | SE        | Light breeze |
| 16      | 2300 | 48   | 112  | 28.6 | 122      | SE        | Light breeze |
| 17      | 0000 | 50   | 115  | 28.5 | 125      | SE        | Light breeze |
| 18      | 0100 | 52   | 118  | 28.4 | 128      | SE        | Light breeze |
| 19      | 0200 | 55   | 120  | 28.3 | 130      | SE        | Light breeze |
| 20      | 0300 | 58   | 122  | 28.2 | 132      | SE        | Light breeze |
| 21      | 0400 | 60   | 125  | 28.1 | 135      | SE        | Light breeze |
| 22      | 0500 | 62   | 128  | 28.0 | 138      | SE        | Light breeze |
| 23      | 0600 | 65   | 130  | 27.9 | 140      | SE        | Light breeze |
| 24      | 0700 | 68   | 132  | 27.8 | 142      | SE        | Light breeze |
| 25      | 0800 | 70   | 135  | 27.7 | 145      | SE        | Light breeze |
| 26      | 0900 | 72   | 138  | 27.6 | 148      | SE        | Light breeze |
| 27      | 1000 | 75   | 140  | 27.5 | 150      | SE        | Light breeze |
| 28      | 1100 | 78   | 142  | 27.4 | 152      | SE        | Light breeze |
| 29      | 1200 | 80   | 145  | 27.3 | 155      | SE        | Light breeze |
| 30      | 1300 | 82   | 148  | 27.2 | 158      | SE        | Light breeze |
| 31      | 1400 | 85   | 150  | 27.1 | 160      | SE        | Light breeze |
| 32      | 1500 | 88   | 152  | 27.0 | 162      | SE        | Light breeze |
| 33      | 1600 | 90   | 155  | 26.9 | 165      | SE        | Light breeze |
| 34      | 1700 | 92   | 158  | 26.8 | 168      | SE        | Light breeze |
| 35      | 1800 | 95   | 160  | 26.7 | 170      | SE        | Light breeze |
| 36      | 1900 | 98   | 162  | 26.6 | 172      | SE        | Light breeze |
| 37      | 2000 | 100  | 165  | 26.5 | 175      | SE        | Light breeze |
| 38      | 2100 | 102  | 168  | 26.4 | 178      | SE        | Light breeze |
| 39      | 2200 | 105  | 170  | 26.3 | 180      | SE        | Light breeze |
| 40      | 2300 | 108  | 172  | 26.2 | 182      | SE        | Light breeze |
| 41      | 0000 | 110  | 175  | 26.1 | 185      | SE        | Light breeze |
| 42      | 0100 | 112  | 178  | 26.0 | 188      | SE        | Light breeze |
| 43      | 0200 | 115  | 180  | 25.9 | 190      | SE        | Light breeze |
| 44      | 0300 | 118  | 182  | 25.8 | 192      | SE        | Light breeze |
| 45      | 0400 | 120  | 185  | 25.7 | 195      | SE        | Light breeze |
| 46      | 0500 | 122  | 188  | 25.6 | 198      | SE        | Light breeze |
| 47      | 0600 | 125  | 190  | 25.5 | 200      | SE        | Light breeze |
| 48      | 0700 | 128  | 192  | 25.4 | 202      | SE        | Light breeze |
| 49      | 0800 | 130  | 195  | 25.3 | 205      | SE        | Light breeze |
| 50      | 0900 | 132  | 198  | 25.2 | 208      | SE        | Light breeze |
| 51      | 1000 | 135  | 200  | 25.1 | 210      | SE        | Light breeze |
| 52      | 1100 | 138  | 202  | 25.0 | 212      | SE        | Light breeze |
| 53      | 1200 | 140  | 205  | 24.9 | 215      | SE        | Light breeze |
| 54      | 1300 | 142  | 208  | 24.8 | 218      | SE        | Light breeze |
| 55      | 1400 | 145  | 210  | 24.7 | 220      | SE        | Light breeze |
| 56      | 1500 | 148  | 212  | 24.6 | 222      | SE        | Light breeze |
| 57      | 1600 | 150  | 215  | 24.5 | 225      | SE        | Light breeze |
| 58      | 1700 | 152  | 218  | 24.4 | 228      | SE        | Light breeze |
| 59      | 1800 | 155  | 220  | 24.3 | 230      | SE        | Light breeze |
| 60      | 1900 | 158  | 222  | 24.2 | 232      | SE        | Light breeze |
| 61      | 2000 | 160  | 225  | 24.1 | 235      | SE        | Light breeze |
| 62      | 2100 | 162  | 228  | 24.0 | 238      | SE        | Light breeze |
| 63      | 2200 | 165  | 230  | 23.9 | 240      | SE        | Light breeze |
| 64      | 2300 | 168  | 232  | 23.8 | 242      | SE        | Light breeze |
| 65      | 0000 | 170  | 235  | 23.7 | 245      | SE        | Light breeze |
| 66      | 0100 | 172  | 238  | 23.6 | 248      | SE        | Light breeze |
| 67      | 0200 | 175  | 240  | 23.5 | 250      | SE        | Light breeze |
| 68      | 0300 | 178  | 242  | 23.4 | 252      | SE        | Light breeze |
| 69      | 0400 | 180  | 245  | 23.3 | 255      | SE        | Light breeze |
| 70      | 0500 | 182  | 248  | 23.2 | 258      | SE        | Light breeze |
| 71      | 0600 | 185  | 250  | 23.1 | 260      | SE        | Light breeze |
| 72      | 0700 | 188  | 252  | 23.0 | 262      | SE        | Light breeze |
| 73      | 0800 | 190  | 255  | 22.9 | 265      | SE        | Light breeze |
| 74      | 0900 | 192  | 258  | 22.8 | 268      | SE        | Light breeze |
| 75      | 1000 | 195  | 260  | 22.7 | 270      | SE        | Light breeze |
| 76      | 1100 | 198  | 262  | 22.6 | 272      | SE        | Light breeze |
| 77      | 1200 | 200  | 265  | 22.5 | 275      | SE        | Light breeze |
| 78      | 1300 | 202  | 268  | 22.4 | 278      | SE        | Light breeze |
| 79      | 1400 | 205  | 270  | 22.3 | 280      | SE        | Light breeze |
| 80      | 1500 | 208  | 272  | 22.2 | 282      | SE        | Light breeze |
| 81      | 1600 | 210  | 275  | 22.1 | 285      | SE        | Light breeze |
| 82      | 1700 | 212  | 278  | 22.0 | 288      | SE        | Light breeze |
| 83      | 1800 | 215  | 280  | 21.9 | 290      | SE        | Light breeze |
| 84      | 1900 | 218  | 282  | 21.8 | 292      | SE        | Light breeze |
| 85      | 2000 | 220  | 285  | 21.7 | 295      | SE        | Light breeze |
| 86      | 2100 | 222  | 288  | 21.6 | 298      | SE        | Light breeze |
| 87      | 2200 | 225  | 290  | 21.5 | 300      | SE        | Light breeze |
| 88      | 2300 | 228  | 292  | 21.4 | 302      | SE        | Light breeze |
| 89      | 0000 | 230  | 295  | 21.3 | 305      | SE        | Light breeze |
| 90      | 0100 | 232  | 298  | 21.2 | 308      | SE        | Light breeze |
| 91      | 0200 | 235  | 300  | 21.1 | 310      | SE        | Light breeze |
| 92      | 0300 | 238  | 302  | 21.0 | 312      | SE        | Light breeze |
| 93      | 0400 | 240  | 305  | 20.9 | 315      | SE        | Light breeze |
| 94      | 0500 | 242  | 308  | 20.8 | 318      | SE        | Light breeze |
| 95      | 0600 | 245  | 310  | 20.7 | 320      | SE        | Light breeze |
| 96      | 0700 | 248  | 312  | 20.6 | 322      | SE        | Light breeze |
| 97      | 0800 | 250  | 315  | 20.5 | 325      | SE        | Light breeze |
| 98      | 0900 | 252  | 318  | 20.4 | 328      | SE        | Light breeze |
| 99      | 1000 | 255  | 320  | 20.3 | 330      | SE        | Light breeze |
| 100     | 1100 | 258  | 322  | 20.2 | 332      | SE        | Light breeze |



