

[Report 1969] / Medical Officer of Health, Blyth Borough.

Contributors

Blyth (Northumberland, England). Borough Council.

Publication/Creation

1969

Persistent URL

<https://wellcomecollection.org/works/ehbbp4za>

License and attribution

You have permission to make copies of this work under a Creative Commons, Attribution license.

This licence permits unrestricted use, distribution, and reproduction in any medium, provided the original author and source are credited. See the Legal Code for further information.

Image source should be attributed as specified in the full catalogue record. If no source is given the image should be attributed to Wellcome Collection.




Wellcome Collection
183 Euston Road
London NW1 2BE UK
T +44 (0)20 7611 8722
E library@wellcomecollection.org
<https://wellcomecollection.org>

1
Borough



of Blyth




ANNUAL REPORT
OF THE
MEDICAL OFFICER OF HEALTH
INCORPORATING THAT OF THE
SENIOR PUBLIC HEALTH INSPECTOR
FOR THE YEAR
1969.

PUBLIC HEALTH DEPARTMENT,
"DINSDALE"
MARINE TERRACE,
BLYTH,
NORTHUMBERLAND.

style to



Journal



MEMBERS OF THE HEALTH COMMITTEE

Chairman: Alderman J. Rutherford, J.P. (Jan./Sept.1969)

The Worshipful the Mayor,
Alderman Mrs. L. M. Summers. (October, 1969)

Vice-Chairman: Councillor Mrs. W. Yellowley. (October, 1969)

Alderman G. W. Barker, J.P.

" E. W. Breadin.

" J. Hudspith.

Councillor R. B. Anderson.

" N. Batchelor.

" E. W. Breadin (Jan./May 1970).

" J. Donohoe.

" Mrs. K. C. Gallon.

" A. B. Haxon.

" R. F. Marshall.

" R. McLune.

Alderman Mrs. M. Purves.

" F. N. Smith.

" T. G. Elder, B.E.M.

Councillor M. A. McGuckin.

" R. Milburn.

" P. Strong.

" Mrs. M. E. Thompson.

" M. Watts.

" W. Woolfrey.

" W. Yellowley.

- - - - -

STAFF OF THE HEALTH DEPARTMENT 1969.

Medical Officer of Health.

A. Donaldson, M.B., Ch.B., D.P.H.

Senior Public Health Inspector.

G. A. Gill, C.S.I.B., M.A.P.H.I.

Additional Public Health Inspector.

W. Allan, M.A.P.H.I.

Additional Public Health Inspector.

H. Gilbert, M.A.P.H.I.

Technical Assistant.

G. Gibbons.

Clerk.

Mrs. V. Colpitts.

Shorthand Typist.

Mrs. E. Blackett.

Rodent Operator.

B. Wade.

B O R O U G H O F B L Y T H

ANNUAL REPORT OF THE MEDICAL OFFICER OF HEALTH
FOR THE YEAR 1969

Your Worship, Ladies and Gentlemen,

I have the honour to present to you the Annual Report of the Public Health and Sanitary Conditions in the Borough during the year 1969.

The Registrar General's estimated population was 35,130, a further fall of 280, which means a total decline in the population of 1,310 since 1963.

It is pleasing to report, however, that the falling birth rate has been halted; as there were 536 births during 1969, an increase of 21 over 1968, giving a birth rate of 15.2 per 1,000 population.

The number of infant deaths was 4, the lowest ever recorded, giving an infant mortality rate of 7.4 per 1,000 live births. There were 10 still births compared with 9 in 1968.

The number of deaths rose by 52 to 456 giving a crude death rate of 12.9 per 1,000 population. The deaths of persons over 65 years of age was 303, and the commonest cause of death was heart disease.

The number of tuberculosis cases on the register continues to fall - 9 fewer than in 1968, in spite of 3 new notifications. The pulmonary tuberculosis case rate is the lowest ever recorded, 2.4 per 1,000 population.

No action was taken during 1969 for the compulsory removal of persons under the National Assistance Acts.

It will be noted that there were only 23 notifications of infectious disease. It is to be hoped that parents will accept the facilities for protecting their children from diphtheria, whooping cough, tetanus, poliomyelitis and measles. These are available from their family doctor or local clinic. In this way the decline of infectious disease can be expected.

I wish to thank the Chairman and members of the Health Committee for their interest and support, and my colleagues in other departments for their co-operation.

The Health Department staff have worked loyally and well under very difficult conditions. In a Department with small numbers of staff, the loss of one due to sickness or resignation can cause considerable disruption of the general work, and this has been the case during 1969.

I remain,

Your Worship, Ladies and Gentlemen,

Your Obedient Servant,

ALEXANDER DONALDSON,
Medical Officer of Health.

HOUSING FOR THE ELDERLY

I have always been interested in houses for special groups - handicapped persons and the aged. This Council has supported me in many of the recommendations I have made and I am grateful to the members for this.

In the reports for 1962 and 1964 I drew attention to the question of warm housing for old people and the need for action to prevent incidents of hypothermia (very low body temperature) which can lead to death. With active tenants who have adequate fuel supplies this is unlikely to be a problem but for the old person living alone or the invalid in bed there is considerable risk in a severe winter.

All modern houses have roof insulation, many have double-glazed windows to prevent heat loss. Why should old peoples' houses not have these as standard, and why not include cavity wall insulation as well? A small increase in the rent would pay for the extra cost and this rent would be more than offset by a saving in fuel.

The following figures are quoted by a reputable insulation firm:

Cavity insulation can save up to	18% heat loss
Doubling glazing	5% heat loss
Draught-proofing doors	11% heat loss

This means an economy of more than one third of the fuel costs. Heat conservation can be accomplished most readily and cheaply at the planning stage, and opposition is forthcoming because of the increase in capital outlay.

It is more expensive as an adaptation but I think there is a case for special consideration for the elderly.

I would urge the housing committee to give serious consideration to modernising the bungalows in Willow and Chestnut Avenues - there are 26 in number where the amenities are exceedingly poor when compared with the improved houses of 23rd Avenue. I would press for top priority for the modernisation of these houses. They should have as a minimum :-

Double glazing and central heating and as many labour saving devices as possible.

Everything should be done to cut down housework. This is going to be essential in the very near future as the question of supplying domestic and nursing assistance to these people is going to become more and more difficult.

Digitized by the Internet Archive
in 2017 with funding from
Wellcome Library

<https://archive.org/details/b28936061>

STATISTICS AND SOCIAL CONDITIONS OF THE AREA 1969.

Area - No Change	Acreage -	6,487.
Population - (Registrar General's Estimates)		35,130.
Rate Value - (1st April, 1969)		£954,344.
Product of a Penny Rate		£3,840.
Total Number of Dwellinghouses in Borough 1st April, 1969				11,774.

EXTRACT FROM VITAL STATISTICS.

	1969	1968
Comparability Factor - Births 0.98 Deaths 1.26		
Total Live Births	536	515
Live Birth Rate per 1,000 Population (Uncorrected)	15.2	14.5
Live Birth Rate per 1,000 Population (Standardised)	14.8	14.2
Still Births	10	9
Still Birth Rate per 1,000 Live and Still Births	18.3	17.1
Total Live and Still Births	546	524
Infant Deaths	4	11
Neo-Natal Deaths (under one month)	2	7
Infant Mortality Rate	7.4	21.3
Legitimate Infant Deaths per 1,000 Legitimate Live Births	8.1	20.7
Illegitimate Infant Deaths per 1,000 Illegitimate Live Births	Nil	29.3
Neo-Natal Mortality Rate	3.7	13.6
Early Neo-Natal Mortality Rate (Deaths under 1 week per 1,000 Live Births)	3.7	11.6
Deaths under one Week	2	6
Peri-Natal Mortality Rate (Still Births and Deaths under 1 week per 1,000 Live and Still Births)	21.9	28.6
Illegitimate Live Births	43	34
Illegitimate Live Births % of Total Births	8.0	6.6
Maternal Deaths	Nil	Nil
Maternal Mortality (Rate per 1,000 Live and Still Births)	Nil	Nil
Total Deaths	456	402
Crude Death Rate per 1,000 Home Population	12.9	11.3
Standardised Death Rate per 1,000 Home Population	16.2	14.3
Tuberculosis Death Rate per 1,000 Home Population	Nil	0.02
Pulmonary Tuberculosis Case Rate per 1,000 Home Population	2.4	3.4

Area - in Acres	6,987
Population - (Registrar General's Estimate)	25,730
Rate Value - (1st April, 1925)	625,244
Product of a Family Rate	63,941
Total Number of Births during the period 1st April, 1925	17,730

STATISTICS OF VITAL RECORDS

1925	1924	Comparability Factor - Within 0.95 Outside 1.05
10.5	10.5	Total Live Births
10.5	10.5	Live Birth Rate per 1,000 Population (unadjusted)
10.5	10.5	Live Birth Rate per 1,000 Population (Standardized)
10.5	10.5	Still Births
10.5	10.5	Still Birth Rate per 1,000 Live and Still Births
10.5	10.5	Total (Live and Still) Births
10.5	10.5	Infant Deaths
10.5	10.5	Infant Death Rate (under one month)
10.5	10.5	Infant Mortality Rate
10.5	10.5	Infant Death Rate per 1,000 Registered Live Births
10.5	10.5	Infant Death Rate per 1,000 Registered Live Births
10.5	10.5	Infant Mortality Rate
10.5	10.5	Early Neonatal Mortality Rate (Deaths under 1 week per 1,000 Live Births)
10.5	10.5	Deaths under one week
10.5	10.5	Perinatal Mortality Rate (Still Births and Deaths under 1 week per 1,000 Live and Still Births)
10.5	10.5	Infantile Live Births
10.5	10.5	Infantile Live Birth Rate per 1,000 Live Births
10.5	10.5	Infantile Mortality Rate per 1,000 Live and Still Births
10.5	10.5	Infantile Deaths
10.5	10.5	Total Deaths
10.5	10.5	Gross Death Rate per 1,000 Non-Resident
10.5	10.5	Standardized Death Rate per 1,000 Non-Resident
10.5	10.5	Infantile Death Rate per 1,000 Non-Resident
10.5	10.5	Infantile Mortality Rate per 1,000 Non-Resident

CAUSES OF DEATH 1969

Code No.	International Classification	Male	Female	Total
094.1	General Paralysis of Insane	1	-	1
142	Malignant Neoplasm of Parotid Gland	-	1	1
145.1	" " " Hard Palate	-	1	1
147	" " " Nasopharynx	1	-	1
150	" " " Oesophagus	-	1	1
151	" " " Stomach	6	4	10
153	" " " Large Bowel	7	5	12
154	" " " Rectum	2	-	2
155	" " " Liver	1	-	1
156	" " " Gall Bladder	1	1	1
157	" " " Pancreas	1	-	1
158	" " " Peritoneum	-	1	1
160.2	" " " Maxillary Sinus	1	-	1
162	" " " Bronchus and Lung	17	5	22
172.8	" " " Lower Limb	-	1	1
174	" " " Breast	-	4	4
180	" " " Cervix Uteri	-	1	1
183	" " " Ovary	-	1	1
184	" " " Vagina	-	1	1
184.1	" " " Vulva	-	1	1
185	" " " Prostate	5	-	5
189	" " " Kidney	1	3	4
191	" " " Brain	1	2	3
193	" " " Thyroid Gland	-	1	1
199	" " " Site Unspecified	1	-	1
204	Lymphatic Leukaemia	-	1	1
207	Acute Leukaemia	1	-	1
242.2	Thyrotoxicosis	-	1	1
320.1	Pneumococcal Meningitis	-	1	1
330	Neuropathic Muscular Atrophy	-	1	1
342	Paralysis Agitans	1	2	3
344	Hemiplegia	-	1	1
	C/F:	47	41	88

Code No.	International Classification	Note	Yours	Total
344	Neurology		17	41
345	Paralytic Ailments		1	1
350	Neurologic Muscular Atrophy		1	1
350.1	Paraneurotic Nightingale		1	1
345.5	Thyroiditis		1	1
309	Acute Leukemia		1	1
304	Lymphatic Leukemia		1	1
199	Site unspecified		1	1
193	Leucoid Gland		1	1
191	Strain		1	1
189	Edema		1	1
188	Edema		1	1
185	Edema		1	1
184.1	Edema		1	1
184	Edema		1	1
183	Edema		1	1
182	Edema		1	1
180	Edema		1	1
178	Edema		1	1
175.8	Edema		1	1
165	Edema		1	1
160.5	Edema		1	1
158	Edema		1	1
157	Edema		1	1
156	Edema		1	1
155	Edema		1	1
154	Edema		1	1
153	Edema		1	1
152	Edema		1	1
151	Edema		1	1
150	Edema		1	1
149	Edema		1	1
148.1	Edema		1	1
148	Edema		1	1
147.1	Edema		1	1
147	Edema		1	1
146	Edema		1	1
145	Edema		1	1
144.1	Edema		1	1
144	Edema		1	1
143	Edema		1	1
142	Edema		1	1
141	Edema		1	1
140	Edema		1	1
139	Edema		1	1
138	Edema		1	1
137	Edema		1	1
136	Edema		1	1
135	Edema		1	1
134	Edema		1	1
133	Edema		1	1
132	Edema		1	1
131	Edema		1	1
130	Edema		1	1
129	Edema		1	1
128	Edema		1	1
127	Edema		1	1
126	Edema		1	1
125	Edema		1	1
124	Edema		1	1
123	Edema		1	1
122	Edema		1	1
121	Edema		1	1
120	Edema		1	1
119	Edema		1	1
118	Edema		1	1
117.8	Edema		1	1
117	Edema		1	1
116	Edema		1	1
115	Edema		1	1
114	Edema		1	1
113	Edema		1	1
112	Edema		1	1
111	Edema		1	1
110	Edema		1	1
109	Edema		1	1
108	Edema		1	1
107	Edema		1	1
106	Edema		1	1
105	Edema		1	1
104	Edema		1	1
103	Edema		1	1
102	Edema		1	1
101	Edema		1	1
100	Edema		1	1
99	Edema		1	1
98	Edema		1	1
97	Edema		1	1
96	Edema		1	1
95	Edema		1	1
94	Edema		1	1
93	Edema		1	1
92	Edema		1	1
91	Edema		1	1
90	Edema		1	1
89	Edema		1	1
88	Edema		1	1
87	Edema		1	1
86	Edema		1	1
85	Edema		1	1
84	Edema		1	1
83	Edema		1	1
82	Edema		1	1
81	Edema		1	1
80	Edema		1	1
79	Edema		1	1
78	Edema		1	1
77	Edema		1	1
76	Edema		1	1
75	Edema		1	1
74	Edema		1	1
73	Edema		1	1
72	Edema		1	1
71	Edema		1	1
70	Edema		1	1
69	Edema		1	1
68	Edema		1	1
67	Edema		1	1
66	Edema		1	1
65	Edema		1	1
64	Edema		1	1
63	Edema		1	1
62	Edema		1	1
61	Edema		1	1
60	Edema		1	1
59	Edema		1	1
58	Edema		1	1
57	Edema		1	1
56	Edema		1	1
55	Edema		1	1
54	Edema		1	1
53	Edema		1	1
52	Edema		1	1
51	Edema		1	1
50	Edema		1	1
49	Edema		1	1
48	Edema		1	1
47	Edema		1	1
46	Edema		1	1
45	Edema		1	1
44	Edema		1	1
43	Edema		1	1
42	Edema		1	1
41	Edema		1	1
40	Edema		1	1
39	Edema		1	1
38	Edema		1	1
37	Edema		1	1
36	Edema		1	1
35	Edema		1	1
34	Edema		1	1
33	Edema		1	1
32	Edema		1	1
31	Edema		1	1
30	Edema		1	1
29	Edema		1	1
28	Edema		1	1
27	Edema		1	1
26	Edema		1	1
25	Edema		1	1
24	Edema		1	1
23	Edema		1	1
22	Edema		1	1
21	Edema		1	1
20	Edema		1	1
19	Edema		1	1
18	Edema		1	1
17	Edema		1	1
16	Edema		1	1
15	Edema		1	1
14	Edema		1	1
13	Edema		1	1
12	Edema		1	1
11	Edema		1	1
10	Edema		1	1
9	Edema		1	1
8	Edema		1	1
7	Edema		1	1
6	Edema		1	1
5	Edema		1	1
4	Edema		1	1
3	Edema		1	1
2	Edema		1	1
1	Edema		1	1

Code No.	International Classification	Male	Female	Total
	B/F:	47	41	88
348	Amyotrophic Lateral Sclerosis	1	1	2
398	Rheumatic Myocarditis	-	1	1
410	Acute Myocardial Infarction	69	34	103
412	Chronic Ischaemic Heart Disease	1	1	2
427	Congestive Heart Failure	6	13	19
427.1	Left Ventricular Failure	8	9	17
427.2	Heart Block	-	1	1
428	Myocardial Degeneration	11	20	31
430	Subarachnoid Haemorrhage	-	1	1
431	Cerebral Haemorrhage	12	16	28
433	Cerebral Thrombosis	23	11	34
434	Cerebral Embolism	-	1	1
436	Apoplectic Seizure	-	5	5
440	Arteriosclerosis	1	1	2
441	Aortic Aneurysm	-	1	1
445	Arteriosclerotic Gangrene	-	1	1
450	Pulmonary Embolism	2	2	4
466	Acute Bronchitis	-	1	1
470	Influenza Unqualified	-	1	1
471	Influenza with Pneumonia	2	-	2
480	Viral Pneumonia	2	1	3
481	Pneumococcal Pneumonia	1	1	2
485	Broncho Penumonia	9	15	24
486	Pneumonia Unspecified	3	-	3
491	Chronic Bronchitis	27	11	38
493	Asthma	1	-	1
514	Hypostatic Pneumonia	1	-	1
518	Bronchiectasis	1	-	1
531	Gastric Ulcer	2	-	2
532	Duodenal Ulcer	-	1	1
533	Peptic Ulcer (Site Unspecified)	1	-	1
552	Obstructed Inguinal Hernia	-	1	1
562	Diverticulitis	-	2	2
	C/F:	231	194	425

Code No.	International Classification	Male	Female	Total
	B/F:	231	194	425
567	Peritonitis	2	-	2
571	Cirrhosis of Liver	1	3	4
574	Cholelithiasis	-	1	1
576	Operation Death for Cholecyst - Due - Denostomy	-	1	1
577	Acute Pancreatitis	1	-	1
590	Chronic Pyelonephritis	1	-	1
593.2	Renal Failure	1	-	1
600	Hyperplasia of Prostate	2	-	2
753.1	Cystic Kidney Disease	-	1	1
753.3	Malformed Kidney	1	-	1
777	Prematurity	-	1	1
792	Uraemia	1	-	1
794	Senility	1	-	1
E.812	Motor Vehicle Accident (Two Vehicles)	1	-	1
E.854	Accidental Barbiturate Poisoning	1	2	3
E.862	Accidental Poisoning (Disinfectant)	-	1	1
E.881	Fall from Ladder	1	-	1
E.884	Fall from Coal Hopper	1	-	1
E.885	Fall on same level	1	-	1
E.887	Unspecified Fall	1	-	1
E.890	Severe Burns	-	1	1
E.923.3	Exploding Oil Tank	1	-	1
E.950	Suicide from Barbiturate Poisoning	-	1	1
E.956	Suicide by Cutting Throat	1	-	1
		250	206	456

Deaths over 65 years

163

140

303

DEATHS (1-4 YEARS) 1965 - 1969

YEAR	1 YEAR	2 YEARS	3 YEARS	4 YEARS	TOTAL
1965	-	1	-	-	1
1966	2	-	-	-	2
1967	-	-	-	-	-
1968	3	-	2	1	6
1969	-	-	2	-	2

Year	International Classification	Rate	Level	Total
1975
1976
1977
1978
1979
1980
1981
1982
1983
1984
1985
1986
1987
1988
1989
1990
1991
1992
1993
1994
1995
1996
1997
1998
1999
2000
2001
2002
2003
2004
2005
2006
2007
2008
2009
2010
2011
2012
2013
2014
2015
2016
2017
2018
2019
2020
2021
2022
2023
2024
2025
2026
2027
2028
2029
2030

Source: (1) 1995-1999; (2) 2000-2025

Year	1995	1996	1997	1998	1999
1995
1996
1997
1998
1999

MONTHLY DEATHS, 1969

	January.	February.	March.	April.	May.	June.	July.	August.	September.	October.	November.	December.
No. of Deaths	48	46	43	38	33	27	31	30	26	29	36	59

CAUSES OF INFANT DEATHS, 1969

No.	CAUSE	SEX	AGE	WHERE DEATH OCCURRED
1	Broncho Peumonia	F	2 Mths.	Home
2	Dysphasic Kidney	M	2 Hours	Hospital
3	Prematurity	F	2 Days	Hospital
4	Broncho Pneumonia	M	3 Mths	Home (Cot Death)

PERINATAL DEATHS, 1960 - 1969

YEAR	STILL BIRTHS	DEATHS UNDER 1 WEEK	PERINATAL DEATHS (STILL BIRTHS AND DEATHS UNDER 1 WEEK.)	DEATHS UNDER 1 MONTH	DEATHS UNDER 1 YEAR
1965	11	6	17	6	7
1966	11	6	17	8	12
1967	7	8	15	10	11
1968	9	6	15	7	11
1969	10	2	12	2	4

INFANT DEATHS AND INFANT MORTALITY RATES FOR THE YEARS

1961 - 1969

	1961	1962	1963	1964	1965	1966	1967	1968	1969
Infant Deaths	13	15	11	14	7	12	11	11	4
Infant Mortality Rates	21.5	23.8	16.6	22.1	10.4	21.0	20.5	21.3	7.4

MATERNAL DEATHS - NIL

BIRTHS, 1969

	LIVE BIRTHS		STILL BIRTHS		INFANT DEATHS UNDER 4 WEEKS		INFANT DEATHS UNDER 1 YEAR		
	M.	F.	M.	F.	M.	F.	M.	F.	
Total	251	285	5	5	1	1	2	2	
Legitimate	227	266	3	4	1	1	2	2	
Illegitimate	24	19	2	1	-	-	-	-	
	1961	1962	1963	1964	1965	1966	1967	1968	1969
No. of Live Births	602	629	660	633	671	571	537	515	536
No. of Deaths	341	361	413	383	371	388	403	402	456
Excess Births over Deaths.	261	268	247	250	300	183	134	113	80

CANCER DEATHS

Type	1969		1968		1967		1966		1965	
	M.	F.	M.	F.	M.	F.	M.	F.	M.	F.
ALL CAUSES	45	35	42	43	43	28	53	39	54	30
	80		85		71		92		84	
Bronchogenic	18	5	9	4	16	4	20	6	23	2
Stomach	6	4	8	10	9	3	6	8	1	8
Intestine	9	5	12	6	6	7	4	7	10	3
Female Organs	-	8	-	15	-	10	-	8	-	8
Others	12	13	13	8	12	4	23	10	20	9

MALES

FEMALES

SITE OF DISEASE	0-25	26-35	36-45	46-55	56-65	Over 65	TOTAL	0-25	26-35	36-45	46-55	56-65	Over 65	TOTAL
Malignant Neoplasm of Parotid Gland	-	-	-	-	-	-	-	-	-	-	-	-	1	1
Mandible and Palate	-	-	-	-	-	-	-	-	-	-	-	-	1	1
Nasopharynx	-	-	-	-	1	-	1	-	-	-	-	-	-	-
Oesophagus	-	-	-	-	-	-	-	-	-	-	-	1	-	1
Stomach	-	-	-	-	3	3	6	-	-	-	1	1	2	4
Large Bowel	-	-	-	1	1	5	7	-	-	-	-	1	4	5
Rectum	-	-	-	-	-	2	2	-	-	-	-	-	-	-
Liver	-	-	-	-	-	1	1	-	-	-	-	-	-	-
Gall Bladder	-	-	-	-	-	-	-	-	-	-	-	-	1	1
Pancreas	-	-	-	-	-	1	1	-	-	-	-	-	-	-
Peritoneum	-	-	-	-	-	-	-	-	-	-	-	-	1	1
Maxillary Sinus	-	-	-	-	-	1	1	-	-	-	-	-	-	-
Bronchus and Lung	-	-	-	1	5	11	17	-	-	-	1	1	3	5
Lower Limb	-	-	-	-	-	-	-	-	-	1	-	-	-	1
Breast	-	-	-	-	-	-	-	-	-	-	-	2	2	4
Cervix Uteri	-	-	-	-	-	-	-	-	-	-	1	-	-	1
Ovary	-	-	-	-	-	-	-	-	-	-	-	1	-	1
Vagina	-	-	-	-	-	-	-	-	-	-	-	-	1	1
Vulva	-	-	-	-	-	-	-	-	-	-	-	-	1	1
Prostate	-	-	-	-	-	5	5	-	-	-	-	-	-	-
Kidney	-	-	-	-	-	1	1	1	-	-	-	1	1	3
Brain	-	-	1	-	-	-	1	-	-	-	-	2	-	2
Thyroid Gland	-	-	-	-	-	-	-	-	-	-	-	-	1	1
Unspecified	-	-	-	-	-	1	1	-	-	-	-	-	-	-
Lymphatic Leukaemia	-	-	-	-	-	-	-	-	-	-	-	-	1	1
Acute Leukaemia	-	-	1	-	-	-	1	-	-	-	-	-	-	-
TOTALS:	-	•	2	2	10	31	45	1	-	1	3	10	20	35

INFECTIOUS DISEASES.

	Scarlet Fever	Diphtheria	Erysipelas	Meningococcal Infection	Dysentery	Ophthalmia Neonatorum	Pulmonary Tuberculosis	Non-Pulmonary Tuberculosis	Whooping Cough	Measles	Typhoid and Para-Typhoid Fever	Malaria	Ac. Poliomyelitis (Paralytic)	Ac. Poliomyelitis (Non-Paralytic)	Ac. Encephalitis (Infectious)	Food Poisoning	Hepatitis
1960	5	-	2	-	8	-	23	4	3	11	-	-	-	-	-	-	-
1961	1	-	1	-	2	-	30	3	3	733	-	-	-	-	-	1	-
1962	-	-	4	-	-	-	26	2	20	26	-	-	-	-	-	1	-
1963	3	-	3	-	3	-	13	2	96	929	-	-	-	-	-	1	-
1964	6	-	-	1	2	-	14	1	-	156	-	-	-	-	-	-	-
1965	20	-	1	1	29	-	11	6	3	492	-	-	-	-	-	-	-
1966	4	-	2	1	7	-	7	1	-	458	-	-	-	-	-	9	-
1967	1	-	-	-	10	-	8	2	12	281	-	-	-	-	-	-	-
1968	4	-	-	1	3	-	1	3	13	398	-	-	-	-	-	2	9
1969	2	-	-	1	2	-	3	-	-	11	-	-	-	-	-	1	3

INFECTIOUS DISEASE, 1969

This has been a most exceptional year for Blyth as far as infectious disease is concerned. There is no record of so few notifications as 23. Measles accounted for eleven of these and this equals the low figure of 1960. This might well have been reduced had measles vaccine been available during the year.

Infectious Hepatitis

There were 3 cases notified.

Scarlet Fever

There were 2 cases notified.

Dysentery

There were 2 cases notified.

Food Poisoning

One isolated case was notified, the specific organism being Salmonella Derby. It was not possible to trace the source of infection.

Tuberculosis

Three cases of pulmonary tuberculosis were notified. This must be considered as satisfactory when one remembers that in 1952 there were 96 notifications.

There were no notification of smallpox, diphtheria or whooping cough.

NOTIFIABLE DISEASES, 1969 - AGE DISTRIBUTION

DISEASE	Under 1 Year	1 Year	2 Years	3 Years	4 Years	5 Years	6-10 Years	11-15 Years	16-25 Years	26-35 Years	36-45 Years	46-55 Years	56-65 Years	Over 65 Years	Not Known	TOTAL
Measles	1	2	-	2	-	5	1	-	-	-	-	-	-	-	-	11
Pulmonary Tuberculosis	-	-	-	-	-	-	1	-	1	-	1	-	-	-	-	3
Infectious Hepatitis	-	-	-	-	-	-	-	-	2	-	1	-	-	-	-	3
Dysentery	-	1	-	1	-	-	-	-	-	-	-	-	-	-	-	2
Scarlet Fever	-	-	-	1	-	1	-	-	-	-	-	-	-	-	-	2
Food Poisoning	-	-	-	-	-	-	-	1	-	-	-	-	-	-	-	1
Meningitis	-	-	-	-	-	-	1	-	-	-	-	-	-	-	-	1
Total:	1	3	-	4	-	6	3	1	3	-	2	-	-	-	-	23

TUBERCULOSIS REGISTER

	MALES		FEMALES		Totals Pulm. and Non-Pulmon.
	Pulm.	Non. Pulm.	Pulm.	Non. Pulm.	
No. of cases remaining on Register on 31st Dec. 1968.	81	11	42	30	164
No. of cases remaining on Register on 31st Dec. 1969.	77	9	39	29	154

TUBERCULOSIS 1960 - 1969

Year	Notifications			Number of T.B. Deaths per year	Death Rate per 1,000 Population
	Pulmonary	Non-Pulmonary	Total		
1960	23	4	27	2	0.06
1961	30	3	33	2	0.06
1962	26	2	28	3	0.08
1963	13	2	15	1	0.02
1964	14	1	15	2	0.05
1965	11	6	17	1	0.02
1966	7	1	8	1	0.02
1967	8	2	10	Nil	Nil
1968	1	4	5	1	0.02
1969	3	-	3	Nil	Nil

Pulmonary Tuberculosis Case Rate per 1,000 Population :-

<u>1960</u>	<u>1961</u>	<u>1962</u>	<u>1963</u>	<u>1964</u>	<u>1965</u>	<u>1966</u>	<u>1967</u>	<u>1968</u>	<u>1969</u>
10.8	10.2	7.6	6.9	6.2	5.2	4.6	4.5	3.4	2.4

INVESTIGATIONS

Year	Number of Investigations	Number of Cases	Number of Deaths
1900	10	10	10
1901	10	10	10
1902	10	10	10
1903	10	10	10
1904	10	10	10
1905	10	10	10
1906	10	10	10
1907	10	10	10
1908	10	10	10
1909	10	10	10
1910	10	10	10

INVESTIGATIONS

Year	Number of Investigations	Number of Cases	Number of Deaths
1900	10	10	10
1901	10	10	10
1902	10	10	10
1903	10	10	10
1904	10	10	10
1905	10	10	10
1906	10	10	10
1907	10	10	10
1908	10	10	10
1909	10	10	10
1910	10	10	10

INVESTIGATIONS

Year	Number of Investigations	Number of Cases	Number of Deaths
1900	10	10	10
1901	10	10	10
1902	10	10	10
1903	10	10	10
1904	10	10	10
1905	10	10	10
1906	10	10	10
1907	10	10	10
1908	10	10	10
1909	10	10	10
1910	10	10	10

TUBERCULOSIS, 1969

STATISTICS FOR THE DISTRICT OF KATUNDA IN THE YEARS 1968 - 1969

AGE GROUPS	NEW CASES				DEATHS			
	PULMONARY		NON-PULMONARY		PULMONARY		NON-PULMONARY	
	M.	F.	M.	F.	M.	F.	M.	F.
0 - 5	-	-	-	-	-	-	-	-
6 - 10	1	-	-	-	-	-	-	-
11 - 15	-	-	-	-	-	-	-	-
16 - 20	-	1	-	-	-	-	-	-
21 - 25	-	-	-	-	-	-	-	-
26 - 35	-	-	-	-	-	-	-	-
36 - 40	1	-	-	-	-	-	-	-
41 - 45	-	-	-	-	-	-	-	-
46 - 50	-	-	-	-	-	-	-	-
51 - 55	-	-	-	-	-	-	-	-
56 - 60	-	-	-	-	-	-	-	-
61 - 65	-	-	-	-	-	-	-	-
Over 65	-	-	-	-	-	-	-	-
TOTALS	2	1	-	-	-	-	-	-
GRAND TOTALS	3		Nil		Nil		Nil	

NEW CASTLE		DEATH		TOTAL	
AGE	SEX	AGE	SEX	AGE	SEX
0 - 4	M	0 - 4	M	0 - 4	M
0 - 4	F	0 - 4	F	0 - 4	F
5 - 9	M	5 - 9	M	5 - 9	M
5 - 9	F	5 - 9	F	5 - 9	F
10 - 14	M	10 - 14	M	10 - 14	M
10 - 14	F	10 - 14	F	10 - 14	F
15 - 19	M	15 - 19	M	15 - 19	M
15 - 19	F	15 - 19	F	15 - 19	F
20 - 24	M	20 - 24	M	20 - 24	M
20 - 24	F	20 - 24	F	20 - 24	F
25 - 29	M	25 - 29	M	25 - 29	M
25 - 29	F	25 - 29	F	25 - 29	F
30 - 34	M	30 - 34	M	30 - 34	M
30 - 34	F	30 - 34	F	30 - 34	F
35 - 39	M	35 - 39	M	35 - 39	M
35 - 39	F	35 - 39	F	35 - 39	F
40 - 44	M	40 - 44	M	40 - 44	M
40 - 44	F	40 - 44	F	40 - 44	F
45 - 49	M	45 - 49	M	45 - 49	M
45 - 49	F	45 - 49	F	45 - 49	F
50 - 54	M	50 - 54	M	50 - 54	M
50 - 54	F	50 - 54	F	50 - 54	F
55 - 59	M	55 - 59	M	55 - 59	M
55 - 59	F	55 - 59	F	55 - 59	F
60 - 64	M	60 - 64	M	60 - 64	M
60 - 64	F	60 - 64	F	60 - 64	F
65 - 69	M	65 - 69	M	65 - 69	M
65 - 69	F	65 - 69	F	65 - 69	F
70 - 74	M	70 - 74	M	70 - 74	M
70 - 74	F	70 - 74	F	70 - 74	F
75 - 79	M	75 - 79	M	75 - 79	M
75 - 79	F	75 - 79	F	75 - 79	F
80 - 84	M	80 - 84	M	80 - 84	M
80 - 84	F	80 - 84	F	80 - 84	F
85 - 89	M	85 - 89	M	85 - 89	M
85 - 89	F	85 - 89	F	85 - 89	F
90 - 94	M	90 - 94	M	90 - 94	M
90 - 94	F	90 - 94	F	90 - 94	F
95 - 99	M	95 - 99	M	95 - 99	M
95 - 99	F	95 - 99	F	95 - 99	F
TOTAL		TOTAL		TOTAL	

ANNUAL HEALTH REPORT, 1969

STATISTICS FOR THE BOROUGH OF BLYTH FOR THE TEN YEARS 1960 - 1969.

YEAR	Population	Deaths	Death Rate	Live Births	Birth Rate	Infant Deaths	Infant Death-Rate	Neo-Natal Death Rate
1960	35,050	381	10.8	627	17.8	10	15.9	9.5
1961	35,970	341	9.4	602	16.7	13	21.5	18.2
1962	36,400	361	9.9	629	17.2	15	23.8	15.9
1963	36,440	413	11.3	660	18.1	11	16.6	13.6
1964	36,320	383	10.5	633	17.4	14	22.1	15.8
1965	36,320	371	10.2	671	18.4	7	8.9	8.9
1966	36,150	388	10.7	571	15.7	12	21.0	14.0
1967	36,120	403	11.1	537	14.8	11	21.3	18.6
1968	35,410	402	11.3	515	14.5	11	21	18.6
1969	35,130	456	12.9	536	15.2	4	7.4	3.7

WATER RESOURCES

STATISTICS FOR THE MONTH OF APRIL FOR THE YEAR 1960 - 1969

YEAR	Population	Water	Supply	Deficit	Excess	Storage
1960	32,350	100	10.8	573	17.8	10
1961	32,950	101	9.4	505	16.1	13
1962	36,400	101	9.9	559	17.5	16
1963	36,440	101	11.1	660	18.1	17
1964	36,350	103	10.9	639	17.9	18
1965	36,360	101	10.5	611	16.9	1
1966	36,190	100	10.1	531	15.1	15
1967	36,150	103	11.1	535	16.5	17
1968	37,410	105	11.3	561	16.9	17
1969	37,130	105	13.9	826	19.9	19

PART II - ENVIRONMENTAL HYGIENE.

Your Worship, Ladies and Gentlemen,

Once again it is my pleasing duty to submit to you my report on the activities of the Department in the field of environmental hygiene, which I trust the Members will find of interest.

Whatever else may be said of the work it is always varied and interesting, from slum clearance to inspection of offices and shops; from meat inspection to water sampling; from improvement grants to rodent control; from clean air to exhumations; nuisances, infectious diseases, unsound food, complaints, dilapidated buildings. All are grist to the mill; they arise, they are attended to, next problem please.

If there is one subject above all else upon which I should like to elaborate it is that of wanton vandalism. In all the sound and fury which accompanies the action or lack of action by the Council in dealing with the problem of ruinous and dilapidated buildings and neglected sites it is usual to overlook the fact that the properties and lands are generally in private ownership, but it is neither the wish or the desire of the Owners that their properties should be rendered derelict and their land used for indiscriminate dumping.

Might I remind the Members and the public of the Congregational Church and Clifton Hall, Stanley Street, which had to be demolished following continuous damage and depredation; of the French Street Bakery, a valuable commercial property which was the subject of negotiation for change of usage and occupation until it was necessary for the Owners to raze it to the ground following damage and two consecutive fires; of the vacant Co-operative shop premises in Wellington Street which ultimately required demolition following persistent vandalism; of the Bebside Railway Station and Waiting Room currently awaiting demolition; of the principal Railway Station now owned by the Council, which was also subjected to damage and fire, and others too numerous to mention.

Is it not possible in 1970 for a house to be closed or commercial premises to be left vacant pending further occupation without them being descended upon by a horde of locusts intent on destroying or stealing anything which they can carry away. Is it not possible for the Council, the National Coal Board, British Rail or any other private person to own a piece of land without it being used as a general dumping ground.

Apart from the cost to the Owners and the Ratepayers to nullify the results of such anti-social behaviour, it is indeed a sad reflection on modern society.

I am, Ladies and Gentlemen,
Your obedient servant,

G. A. GILL, Cert. S.I.B., M.A.P.H.I.
Senior Public Health Inspector.

HOUSING.

In response to Circular 11/65 from the Minister of Housing and Local Government a total of 650 houses forming 700 separate dwellings were considered to be unfit for human habitation in the first quarter of 1965. To date the following progress has been made :-

<u>Confirmed Clearance and C.P. Orders</u>	<u>Confirmed Ind. Unfit.</u>	<u>Represented</u>	<u>Withdrawn or Excluded</u>	<u>Total</u>
127	118	51	52	348

SLUM CLEARANCE.

The current position is:

<u>Croft No. 2 Clearance Order</u>	43 dwellings. 41 demolished, 2 vacated and awaiting demolition.
<u>Plessey No. 1 C.P. Order</u>	25 dwellings. Demolished - Site cleared.
<u>Plessey No. 2 Clearance Order</u>	17 dwellings. 9 dwellings excluded from order. 8 demolished - Site cleared.

INDIVIDUAL UNFIT HOUSES

9 dwellings and 29 parts of buildings were closed and vacated during the year.

51 dwellings or parts of buildings were the subject of representation as being unfit.

The following Orders became operative:-

	<u>Houses</u>	<u>Persons</u>	<u>Families</u>
Sec. 17 Demolition	2	1	1
Sec. 17(1) Closing in lieu of demolition	18	66	20
Sec. 18 Closing (parts of buildings)	32	93	33
	<hr/> 52	<hr/> 160	<hr/> 54

FUTURE PROGRAMME

Circular 92/69 of the Ministry of Housing and Local Government requested local authorities to mount a new vigorous attack on the whole problem of unsatisfactory housing and asked all local housing authorities to consider what they can and ought to be doing to clear the remaining slums and to notify the Minister what their programmes are to be for the next four years.

Appendix

In response to Circular 12/82 from the Ministry of Housing and Local Government a total of 650 houses during the period 1970-1971 were considered to be suitable for conversion to the first category of 1972. The following table shows the results of the survey.

Converted (houses)	Converted (houses)	Converted (houses)	Converted (houses)	Converted (houses)
151	110	31	32	36

2nd category

The current position is:

Class 1 - 1st category	45 dwellings
Class 2 - 1st category	At designated 1st category and 2nd category dwellings
Class 3 - 1st category	45 dwellings
Class 4 - 1st category	Designated - 2nd category
Class 5 - 1st category	17 dwellings
Class 6 - 1st category	5 dwellings (excluded from survey)
Class 7 - 1st category	5 dwellings - 2nd category

3rd category

2 dwellings and 19 parts of dwellings were closed and vacated during the year. 21 dwellings or parts of dwellings were the subject of improvement or being

with:

The following table shows the results:

Class	Converted (houses)	Converted (houses)	Converted (houses)
Class 1 (1st)	19	19	19
Class 2 (1st)	31	31	31
Class 3 (1st)	32	32	32
Class 4 (1st)	36	36	36

4th category

Circular 12/82 of the Ministry of Housing and Local Government requested local authorities to submit a new schedule of work on the whole of their housing stock and where all local housing authorities to consider what they can do to bring the housing stock up to the standard of the Ministry of Housing and Local Government for the next four years.

Of the 700 dwellings considered to be unfit in 1965, 348 (half) had been dealt with or represented by the end of 1969 and, in order to produce more factual and up-to-date information, a complete survey of the remainder of the 1965 programme is being made. When completed it is hoped to be able to say precisely which of the houses will be dealt with by slum clearance, individual orders or excluded from the programme, and this should be of value not only to the Council, but to the local planning authority and prospective house purchasers.

If the same progress is maintained during the next four as during the preceding four years it is reasonable to expect that we should see an end to any major slum clearance programme for the Borough and be able to concentrate on the re-vitalisation of the remaining older properties.

One matter of concern to myself is the current action in the Croft Ward which, as has been previously emphasised, will result in "Islands" of fit properties remaining in the midst of cleared areas.

Although this is a matter for Council policy, I would earnestly recommend that consideration should be given to the acquisition of such remaining properties by agreement or compulsorily and subsequent demolition, so that cleared areas of convenient shape and size may be left. This would, of course, involve the Council in some expenditure without any prospect of immediate return, but would materially benefit the appearance of the town and leave the particular sites available for future development.

(It is pleasing to note that a start has been made in this direction during 1970 by the decision to acquire certain properties in Salisbury and Hambledon Streets for this purpose).

IMPROVEMENT GRANTS

87 detailed surveys were made in response to enquiries and applications for grant aid and 27 Discretionary and 9 Standard Grants were approved, with the following completions:-

	<u>Owner/Occ.</u>	<u>Tenanted</u>
Improvement Grants (Discretionary)	13	1
Improvement Grants (Conversions)	3	Nil
Standard Grants	8	1
	<hr/> 24	<hr/> 2

See Summary on Pages 24 and 25.

25th August, 1969 saw the inception of the new Housing Act, 1969 and notification was sent to all applicants who had either received approval or made preliminary enquiry advising them of the opportunity to submit new applications provided the work had not started, in order that they might benefit from increased grant aid.

As a result, six owner-occupied approvals (5 Discretionary and 1 Standard) were cancelled and have been either re-issued or are pending.

It is too early to state what the long-term effect will be of the new legislation with the limit of grant aid raised from £400 to £1,000 of which not more than half may be payable in respect of works of repair or replacement, as works previously approved have been amended and there was a time-lag on the part of applicants whilst awaiting the Act coming into force. There has, however, been a steady flow of enquiries since then and more applications are in the pipe-line.

It must of course be remembered that increased grant aid means correspondingly increased expenditure by the Owner and subsequently increased rent to be met by the tenant.

One disquieting feature of the whole operation of re-vitalising the older houses is increased building costs for comparable work due principally to charges for labour, transport, materials and S.E.T., and only a practical application of the Improvement Area project will reveal the willingness of owners and tenants to co-operate.

Once the new slum clearance programme has been clearly defined it is hoped to select a suitable area for the Council's consideration.

HOUSES FOR AGRICULTURAL POPULATION

Annual Certificates were issued in respect of the fourteen new dwellings constructed since 1958.

HOUSES IN MULTIPLE OCCUPATION

Two new cases came to light during the year and the Owners have been notified of the requirements of the Act.

RENT ACT, 1957

No applications were received and the current position is:-

- | | |
|---|----|
| 1. Certificate of Disrepair issued. | 40 |
| 2. Certificate of Non-Compliance with Undertakings. | 26 |

GENERAL

Some 1,432 inspections were made and interviews given in connection with housing matters and details are given in the following pages.

25th August, 1967 and the location of the new housing site, 1967 and notification was sent to all applicants who had either received approval or had submitted an application stating that they had no objection to the site and had not objected, in order that they might benefit from increased grant aid.

As a result, six new housing sites (3 in the City, 2 in the District, and 1 in the County) were completed and have been either re-located or re-sited.

It is the policy of the Council to provide a long-term effect with its housing programme with the least of grant aid raised from £400 to £1,000 of which not more than half may be payable in respect of works of repair or replacement, or where previously approved have been completed and there was a likelihood of the grant of completion would be used for other housing. There has, however, been a steady flow of applications since then and more applications are in the pipeline.

It must of course be recognized that increased grant aid would undoubtedly increase expenditure by the Council and subsequently increased rent to be met by the tenant.

The increasing number of the whole question of re-siting the other houses is increased building costs for comparable work has principally to charges for labour, materials and 2.5% and only a practical application of the requirement that project will result the alignment of houses and roads to be completed.

Once the new site clearance programme has been clearly defined it is hoped to select a suitable area for the Council's consideration.

HOUSEHOLD SURVEY

Annual Statistics were issued in respect of the Council's housing construction since 1955.

RENT IS NOT A FACTOR

Two new cases have been referred to the Council during the year and the Council have been notified of the requirements of the Act.

RENT ACT, 1967

No applications were received and the current position is:

1.	Council's own housing scheme	40
2.	Council's own housing scheme	25

RENT

Some 1,000 inspections were made and interviews given in connection with housing matters and details are given in the following pages.

HOUSES IN CLEARANCE AREAS AND UNFIT HOUSES ELSEWHERE -

RETURN FOR YEAR ENDED 31ST DECEMBER, 1969.

			No. of Houses	No. of Separate Dwellings
A. Houses Demolished.	In or adjoining Clearance Areas. Section 42 Housing Act, 1957.	1. Unfit for human habitation.	70	70
		2. Included by reason of bad arrangement.	Nil	Nil
		3. On land acquired under Sec. 43(2) Housing Act, 1957.	Nil	Nil
	Not in or adjoining Clearance Areas.	4. As a result of formal or informal procedure under Sec. 16 or 17(1) Housing Act, 1957.	22	22
		5. Local authority houses certified unfit by Medical Officer of Health.	12	12
		6. Houses unfit for human habitation where action has been taken under local Acts.	Nil	Nil
		7. Houses included in unfitness orders under para. 2 of the 2nd Schedule to the Land Compensation Act, 1961.	Nil	Nil
	Number of houses included above which were previously reported as closed in pursuance of closing orders or undertakings.	8. In or adjoining clearance areas.	8	8
		9. Not in or adjoining clearance areas.	19	19
B. Unfit Houses Closed.	1. Under Secs. 16(4), 17(1) and 35(1) Housing Act, 1957, and Sec. 26 Housing Act, 1961.		8	9
	2. Under Secs. 17(3) and 26, Housing Act, 1957.		-	-
	3. Parts of Buildings closed under Section 18 Housing Act, 1957.		Nil	29

C. Number of Persons Displaced.	1. From houses to be demolished in or adjoining clearance areas.	78
	2. From houses to be demolished not in or adjoining clearance areas.	Nil
	3. From houses to be closed.	24
	4. From parts of buildings to be closed.	85
D. Number of families displaced.	1. From houses to be demolished in or adjoining clearance areas.	31
	2. From houses to be demolished not in or adjoining clearance areas.	Nil
	3. From houses to be closed.	8
	4. From parts of buildings to be closed.	28
E. Unfit houses made fit.	1. After informal action by local authority.	<u>HOUSES</u> by owner -
	2. After formal notice under Sections 9(1) and 16(1), Housing Act 1957.	(a) by owner -
	3.	(b) by local authority -
	4. After formal notice under Public Health Acts.	-
	5. Previously included in a clearance order which has been or will be modified or revoked under Section 24 Housing Act 1961.	-
	6. Previously included in a demolition order which has been or will be revoked under Section 24 Housing Act 1957.	-
	7. Previously included in a closing order which has been or will be determined under Section 27 Housing Act 1957.	2
F. Other houses in which defects were remedied.	1. After formal notice under Public Health Acts.	89
	2. After formal action under Section 9(1A), Housing Act 1957.	(a) by owner -
	3.	(b) by local authority -
	4. After informal action by local authority.	-

<p>1. Number of persons included.</p>	<p>1. From houses to be demolished in the adjoining clearance areas.</p> <p>2. From houses to be demolished in the adjoining clearance areas.</p> <p>3. From houses to be cleared.</p> <p>4. From parts of buildings to be cleared.</p>	<p>10</p> <p>100</p> <p>20</p> <p>50</p>
<p>2. Number of families included.</p>	<p>1. From houses to be demolished in the adjoining clearance areas.</p> <p>2. From houses to be demolished in the adjoining clearance areas.</p> <p>3. From houses to be cleared.</p> <p>4. From parts of buildings to be cleared.</p>	<p>30</p> <p>100</p> <p>1</p> <p>50</p>
<p>3. Units house No. 1-4.</p>	<p>1. After internal section is local authority.</p> <p>2. After (local) section under Section 1(1) and (2) of the Housing Act 1957.</p> <p>3. After (local) section under Section 1(1) and (2) of the Housing Act 1957.</p> <p>4. After (local) section under Section 1(1) and (2) of the Housing Act 1957.</p> <p>5. Provisionally included in a clearance area which has been or will be notified or reserved under Section 2A of the Housing Act 1957.</p> <p>6. Provisionally included in a clearance area which has been or will be notified under Section 2A of the Housing Act 1957.</p> <p>7. Provisionally included in a clearance area which has been or will be notified under Section 2A of the Housing Act 1957.</p>	<p>10000</p> <p>-</p> <p>-</p> <p>-</p> <p>-</p> <p>-</p> <p>-</p>
<p>4. Other houses in which persons were residing.</p>	<p>1. After (local) section under Section 1(1) of the Housing Act 1957.</p> <p>2. After (local) section under Section 1(1) of the Housing Act 1957.</p> <p>3. After (local) section under Section 1(1) of the Housing Act 1957.</p> <p>4. After (local) section under Section 1(1) of the Housing Act 1957.</p>	<p>50</p> <p>-</p> <p>-</p> <p>-</p>

		No. of Houses	No. of Separate Dwellings
G. Unfit houses in temporary use.	1. Under Sec. 48 Housing Act, 1957.	-	-
	2. Under Sec. 17(2) Housing Act, 1957.	-	-
	3. Under Sec. 46 Housing Act, 1957.	-	-
H. Purchase of houses by agreement.	Houses in clearance areas other than those included in confirmed orders or compulsory purchase orders.	Houses	Occupiers
		Nil	Nil

The total figures since 1945 are :-

Year	Clearance Areas		Demolition Orders		Closing Orders		TOTAL	
	Houses Demolished	Persons Displaced	Houses	Persons Displaced	Houses	Persons Displaced	Houses	Persons Displaced
1945/50	399	1,875	55	432	1	4	455	2,311
1951	139	339	2	4	10	19	151	362
1952	67	220	76	298	8	36	151	554
1953	112	362	64	194	27	120	203	676
1954	-	-	33	103	37	131	70	234
1955	-	-	22	82	21	81	43	163
1956	109	-	4	22	23	119	136	141
1957	31	3	15	74	15	59	61	136
1958	2	184	3	26	23	51	28	261
1959	57	-	4	39	29	107	90	146
1960	10	-	10	92	34	105	54	197
1961	-	-	46	23	11	52	57	75
1962	-	-	28	13	20	68	48	81
1963	-	-	27	1	7	16	34	17
1964	-	-	20	-	9	50	29	50
1965	-	7	2	17	11	41	13	65
1966	73	221	9	2	13	31	95	254
1967	65	177	-	3	18	49	83	229
1968	41	137	-	9	18	53	59	199
1969	70	78	34	-	38	109	142	187
	1,175	3,603	454	1,434	373	1,301	2,002	6,338

No. of dwellings included above which were previously regarded as Closed (now demolished).

1961 - 1968 : 72 }
100
1969 : 28 }

In addition to the above figures 165 prefabricated dwellings have been demolished.

HOUSE CONSTRUCTION

	1968		1969	
	With State Assistance	Unaided	With State Assistance	Unaided
<u>Houses completed in 1969</u>				
Permanent Traditional - Contractor.	153	-	84	-
Non-Traditional.	-	-	-	-
<u>Houses in Progress 31.12.69.</u>				
Permanent Traditional - Contractor.	29	-	285	-
Non-Traditional.	-	-	-	-
Houses approved by M.H.L.G.	Nil (347 being applied for)	-	12	-
<u>Houses completed post war by Council up to 31.12.69.</u>				
Permanent - Traditional.	2,926 (includes 3 at Wordsworth)	-	3,070	-
" Non-Traditional	-	-	-	-
100 Wimpey	-	-	-	-
50 Myton	-	-	-	-
24 Shipyard	-	-	-	-
2 Albion Depot	174	2	174	2
<u>Permanent Pre-Fabricated</u>				
B.I.S.F.	72	-	72	-
Concrete (South Farm)	44	-	44	-
<u>Houses completed by Private Enterprise.</u>				
Traditional.	-	15	-	183
<u>Houses completed Post War by Private Enterprise.</u>				
Traditional.	-	1,048	-	1,231
Non-Traditional.	-	-	-	-

APPLICATIONS

Year	Approved	Refused	Owner-Occupied Grant		Tenanted Grant		Owner-Occupied Grant		Tenanted Grant		COMPLETIONS	
			£.	s.	d.	£.	s.	d.	£.	s.	d.	Grant
1955/68	355	11	24,225.	15.	0.	49,150.	5.	0.	75	17,650.	15.	0.
1969	24	-	6,631.	11.	0.	1,221.	15.	0.	13	4,213.	6.	0.
	379	11	30,857	6.	0.	50,372.	0.	0.	88	21,864.	1.	0.
			£81,229.		6.	0.	324 ...		£67,356.		16.	0.

CONVERSION APPLICATIONS

Year	Approved	No. of Dwellings	Owner-Occupied Grant		Tenanted Grant		Owner-Occupied	Grant		Tenanted	Grant	
			£.	s.	d.	£.	s.	d.	£.	s.	d.	Grant
1955/69	29	31	4,204.	10.	0.	3,606.	0.	0.	11	2,971.	10.	0.
1969	3	3	877.	10.	0.	-	-	-	3	877.	10.	0.
	32	34	5,082.	0.	0.	3,606.	0.	0.	14	3,849.	0.	0.
			£ 8,688		22 ...		£ 5,494.		0.		0.	0.

DISCRETIONARY GRANTS - CANCELLATIONS

No.	Owner-Occupied Grant	Tenanted Grant
	£. s. d.	£. s. d.
5	1,522. 10. 0.	-

STANDARD GRANTS - SUMMARY

COMPLETIONS

APPLICATIONS

Year	Approved	Refused	Owner-Occupied Grant			Tenanted Grant			Owner-Occupied	Grant			Tenanted	Grant		
			£.	s.	d.	£.	s.	d.		£.	s.	d.		£.	s.	d.
1955/60	119	1	9,933.	10.	0.	6,675.	0.	0.	60	7,425.	17.	9.	44	5,410.	16.	1.
1969	5	-	545.	0.	0.	-	-	-	8	841.	17.	3.	1	85.	2.	3.
	124	1	10,478.	10.	0.	6,675.	0.	0.	68	8,267.	15.	0.	45	5,495.	18.	4.

STANDARD GRANTS - CANCELLATIONS

No.	Owner-occupied Grant			Tenanted Grant		
	£.	s.	d.	£.	s.	d.
1	50.	0.	0.		-	

STATION		ELEVATION		DISTANCE		COORDINATES		REMARKS	
STATION	NO.	FEET	INCHES	FEET	INCHES	N	E	DATE	BY
1	10	10.00	00	10.00	00	10.00	00	10/1/00	ABC
2	20	20.00	00	20.00	00	20.00	00	10/1/00	ABC
3	30	30.00	00	30.00	00	30.00	00	10/1/00	ABC
4	40	40.00	00	40.00	00	40.00	00	10/1/00	ABC
5	50	50.00	00	50.00	00	50.00	00	10/1/00	ABC
6	60	60.00	00	60.00	00	60.00	00	10/1/00	ABC
7	70	70.00	00	70.00	00	70.00	00	10/1/00	ABC
8	80	80.00	00	80.00	00	80.00	00	10/1/00	ABC
9	90	90.00	00	90.00	00	90.00	00	10/1/00	ABC
10	100	100.00	00	100.00	00	100.00	00	10/1/00	ABC

TABLE 3 - STATION DATA

STATION	NO.	FEET	INCHES	FEET	INCHES	N	E	DATE	BY
1	10	10.00	00	10.00	00	10.00	00	10/1/00	ABC
2	20	20.00	00	20.00	00	20.00	00	10/1/00	ABC
3	30	30.00	00	30.00	00	30.00	00	10/1/00	ABC
4	40	40.00	00	40.00	00	40.00	00	10/1/00	ABC
5	50	50.00	00	50.00	00	50.00	00	10/1/00	ABC
6	60	60.00	00	60.00	00	60.00	00	10/1/00	ABC
7	70	70.00	00	70.00	00	70.00	00	10/1/00	ABC
8	80	80.00	00	80.00	00	80.00	00	10/1/00	ABC
9	90	90.00	00	90.00	00	90.00	00	10/1/00	ABC
10	100	100.00	00	100.00	00	100.00	00	10/1/00	ABC

AVERAGE COST PER COMPLETED DWELLING - 1955/69

DISCRETIONARY:	324	£67,356.	16. 0.	-	£207.	17. 9.	per house.
"	CONVERSIONS:	22	£ 5,494.	0. 0.	-	£249.	14. 6. " "
STANDARD:		113	£13,763.	13. 4.	-	£121.	16. 0. " "

1969 COMPLETION COSTS

DISCRETIONARY:	17	£ 5,465.	16. 0.	-	£321.	10. 4.	per house.
STANDARD:		9	£ 926.	19. 6.	-	£102.	19.11. " "

STANDARD GRANTS - PROVISION OF AMENITIES

Year	Fixed Baths or Showers	Wash Basins	Hot Water Supplies	Water Closets	Food Store Facilities
1955/68	88	90	83	101	35
1969	5	6	6	9	4
	93	96	89	110	39

FOOD AND DRUGS ACT, 1955

FOOD PREMISES:-

In accordance with the instructions of the Secretary of State for the Department of Health and Social Security, the following information is given regarding food premises in the Borough.

Bakeries.	5	Hotels.	3
Combined Bakeries and Shops.	5	Restaurants.	7
Retail Shops.	10	Cafes and Snack Bars.	7
Butchers.	21	Grill Rooms.	1
Cooked Meats.	6	Ice-Cream Manufacturers.	1
Departmental Stores.	3	Licensed Premises.	42
Factory Canteens.	5	Licensed Clubs.	19
Fish Fryers.	16	Off-Licences.	11
Fish Wholesalers.	3	Mineral Water Manufact.	1
Food Warehouses.	8	School Kitchens.	8
General Dealers.	54	Domestic Science Rooms.	9
Greengrocers.	11	Sugar Confectionery - Retail.	21
Grocery & Provisions	33	Sugar Confectionery - Manufacturers.	1

A total of 311

REGISTRATIONS:-

The number of premises registered under Section 16 of the Act is as follows :-

Bakehouses.	10	Ice-cream Manufact.	1
Butchers.	16	Ice-cream Retailers.	110
Cooked Meats.	8	Wet Fish & Shellfish.	3
Fish Fryers.	16		

NEW REGISTRATIONS:-

Preparation of Cooked Meats.	1.
Sale of Ice Cream (pre-packed).	2.

MILK AND DAIRIES REGULATIONS

There are 68 Registered Distributors selling milk in bottle only; four Dairy/Milk Stores and one Dairy/Pasteurising Plant in the Borough.

Samples of Pasteurised Milk taken by the County Health Inspector gave the following results :-

	Methylene Blue Test.		Phosphates Test.		Total Samples.
	Satisfactory.	Unsatisfactory.	Satisfactory.	Unsatisfactory.	
Pasteurised	49	Nil	49	Nil	98

THE FOOD HYGIENE (GENERAL) REGULATIONS, 1960.

The majority of food premises were subject of inspection and, in general, comply reasonably well with the Regulations, but there are still many where space is at a premium and good hygiene becomes more difficult to encourage.

The past ten years have seen many changes in occupation and usage of food premises, particularly those adjacent to clearance and newly constructed areas, and it is hoped further improvements will follow the implementation of the Central Development Area project.

CHANGES AND RECONSTRUCTION.

The following changes took place or were in progress during 1969:-

NEW

- | | |
|--|-----------|
| 1. Smokey's Club, Bridge Street. | Catering. |
| 2. Historic Productions Ltd., Seaton Delaval Hall. | Catering. |
| 3. Blyth Co-op. Society, Northumbria House. | Butcher. |

RECONSTRUCTION AND RE-FITTING.

- | | |
|--|---|
| 1. Dewhurst's Ltd., Regent Street.
Complete Re-fitting. | Butcher. |
| 2. Blyth Co-op. Soc. Ltd., Newcastle Road, Newsham.
Complete reconstruction of Grocery/Butcher
and Greengrocery in progress. | Butcher
Greengrocery
Grocery/Provisions } |

CHANGES

- | | |
|-------------------------------------|-----------|
| 1. Crowe and Atkinson, Croft Road. | Butcher. |
| 2. R. O. Liddell, Kimberley Street. | Wet Fish. |

CLOSURES.

- | | |
|--|------------------------------|
| 1. Blyth Co-op. Soc. Ltd. Croft Road. | Retail Bakery/Confectionery. |
| 2. Blyth Co-op. Soc. Ltd. Aldborough Street. | Retail Butcher. |
| 3. Crowe & Atkinson, Bridge Street. | Butcher. |
| 4. Duncan's Ltd., Regent Street. | Grocery/Provisions. |
| 5. National Coal Board, Crofton Mill Pit. | Canteen. |

THE FOOD HYGIENE (MARKET STALLS AND DELIVERY VEHICLES) REG. 1966.

The general position at the end of 1969 was :-

Blyth Based.

Vehicles selling open food.	92.	
Vehicles selling Pre-packed food only.	3.	
Vehicles delivering food.	41.	136
Market stalls selling open food.	8.	
Market stalls selling pre-packed food.	4.	12
		148
		==

The majority of these premises were subject of inspection and, in general, comply with the regulations, but there are still some which need to be a greater and good repair because more difficult to manage.

The work for these premises has been changed to comply with the regulations, particularly those relating to drainage and safety construction work, and it is hoped that improvements will follow the implementation of the Central Sanitation Act.

CHURCHES AND RECTORIES

The following churches took place or were in progress during 1935:

NEW

1. St. George's Church, Bishop's Street.
2. St. George's Church, Bishop's Street.
3. St. George's Church, Bishop's Street.
4. St. George's Church, Bishop's Street.

REPAIRS AND IMPROVEMENTS

1. St. George's Church, Bishop's Street.
2. St. George's Church, Bishop's Street.
3. St. George's Church, Bishop's Street.
4. St. George's Church, Bishop's Street.

CHURCHES

1. St. George's Church, Bishop's Street.
2. St. George's Church, Bishop's Street.

CHURCHES

1. St. George's Church, Bishop's Street.
2. St. George's Church, Bishop's Street.
3. St. George's Church, Bishop's Street.
4. St. George's Church, Bishop's Street.
5. St. George's Church, Bishop's Street.

THE FORD MOTOR COMPANY

The general condition of the road in 1935 was:

Highways

1. Highways well maintained.
2. Highways well maintained.
3. Highways well maintained.
4. Highways well maintained.
5. Highways well maintained.

THE ICE CREAM (HEAT TREATMENT) REGULATIONS, 1959 TO 1963.

There is only one registered ice-cream manufacturer in the Borough from whom the following samples were obtained:-

Grade 1. (7). Grade 2. (5). Grade 3. (5). Grade 4. (1).

The manufacturer concerned has consistently produced Grade 1 samples for many years and a sequence test at all stages of production gave no indication as to the reason for unsatisfactory results. Further sampling and investigation is proceeding.

THE SLAUGHTER OF POULTRY ACT, 1970.

The Act comes into operation on the 1st January, 1970 and provides that turkeys and domestic fowls slaughtered for the purposes of preparation for sale for human consumption shall be either slaughtered instantaneously (by decapitation or dislocation of the neck) or stunned by means of an instrument approved by the Ministers. The Act makes provision for the exemption of the slaughter of birds by the Jewish or Muslim method and for other methods of slaughter to be approved and the local authority have a duty to maintain a register of all premises in its area where turkeys or domestic fowls are stunned before slaughter.

A circular letter was sent to all butchers, canteens, restaurants, farmers and poultry keepers in the Borough drawing their attention to the requirements of the Act.

The current position is :-

1. There is no large-scale poultry packing establishment in the Borough.
2. Poultry keeping is mainly for domestic purposes.
3. Four farms prepare fresh killed domestic fowls, three principally for the Christmas trade.
4. Retail outlets sell principally pre-packed frozen birds during the year, with additional sales of freshly killed domestic fowls during the Christmas period.

Mr. H. Gilbert, Additional P.H.I., attended a five day intensive course on Meat and Poultry Inspection at the College of Technology and Art, Blackpool.

THE SLAUGHTERHOUSES ACT, 1958.

THE SLAUGHTERHOUSES ACT (HYGIENE AND CRUELTY) REGULATIONS.

The sole slaughterhouse in the Borough is occupied by the Blyth Co-operative Society Ltd., who provide facilities for the local traders. Periodic inspection by the Veterinary Officer of the Ministry of Agriculture, Fisheries and Food revealed certain deficiencies which are currently under consideration.

THE MEAT INSPECTION REGULATIONS.

Slaughtering took place on 253 days including two Saturdays, one Sunday and four Statutory Holidays, involving 551 visits for the purpose. Total carcasses and offal inspected and marked were 8,951. (See details Page 32).

In addition, meat inspection was carried out on behalf of the Morpeth Borough Council on twelve days during July and August.

ANIMAL HEALTH.

A total of 117 animals (See details below) were condemned as being unfit for human consumption, being principally the class of animal referred to in my report for 1968.

Segregation of diseased or unsound animals in accordance with the Regulations is usually accomplished by the fact that most of the low-grade stock are brought to the slaughterhouse towards the end of the week and special attention is given to these.

CONDEMNED MEAT AND OFFAL.

117 entire carcasses, together with 873 part carcasses and organs were condemned, amounting to a total weight of 9 tons. 14 cwts. 83 lbs., which were disposed of to Tyneside Butchers By-products Ltd. Details as under :-

<u>Animal</u>	<u>No.</u>	<u>Disease</u>	<u>Weight in lbs.</u>	
Cow	1	Actinobacillosis	390	
"	3	Anasarca and Emaciation	965	
"	3	Bruising	1,045	
"	1	Gangrene	500	
"	1	Lymphatic Leukemia	270	
"	6	Oedema and Emaciation	1,625	
"	1	Pyrexia	425	
"	1	Septic Pneumonia and Peritonitis	460	
"	1	Toxaemia	280	
"	1	Traumatic Pericarditis	420	
"	1	Traumatism	285	
Heifer	1	Pyrexia	330	
Bull	1	Septic Pleurisy and Peritonitis	550	
Bullock	1	Anasarca	265	
"	1	Cysticercus Bovis	480	
"	1	Oedema and Arthritis	295	
"	1	Septic Peritonitis	365	
Calf	1	Carcinoma	150	
"	1	Pyæmia	80	
	<u>28</u>		<u>9,180</u>	<u>9,180</u>

<u>Animal</u>	<u>No.</u>	<u>Disease</u>	<u>Weight in lbs.</u>	
Sheep	5	Arthritis and Emaciation	195	
"	6	Oedema and Emaciation	235	
"	2	Acute Septic Pleurisy and Peritonitis	90	
"	2	Acute Septic Pneumonia	100	
Ewes	1	Anasarca	50	
"	2	Emaciation and Traumatism	95	
"	1	Emaciation and Septic Arthritis	40	
"	52	Oedema and Emaciation	2,361	
"	2	Acute Septic Pleurisy	100	
"	1	Acute Septic Pneumonia	45	
"	1	Pyrexia	45	
"	1	Traumatism	50	
	<u>76</u>		3,406	12,586
Pigs	1	Arthritic Traumatism	160	
"	1	Oedema and Emaciation	70	
"	5	Acute Septic Pneumonia	295	
"	1	Septicaemia	108	
Sows	1	Bi-lateral Pyelo-Nephritis	110	
"	1	Emaciation and Abscesses	95	
"	1	Oedema and Emaciation	90	
"	1	Pyrexia	125	
"	1	Acute Septic Peritonitis	135	
	<u>13</u>		1,188	13,774
<u>Total:</u>	<u>117</u>			<u>13,774</u>

In addition, the following part carcasses and organs were condemned :-

Cattle	512	5,797	
Sheep	257	1,265	
Pigs	104	975	
	<u>873</u>	8,037	21,811

CARCASSES AND OFFAL INSPECTED AND CONDEMNED.

	Cattle excluding Cows	Cows	Calves	Sheep and Lambs	Pigs
Number killed.	1,774	270	17	5,363	1,527
Number inspected.	1,774	270	17	5,363	1,527
All diseases except Tuberculosis and Cysticerci:					
Whole carcasses condemned.	5	21	2	76	13
Carcasses of which some part or organ was condemned.	337	74	3	235	64
Percentage of the number inspected with disease other than tuberculosis and cysticerci.	19.3	35.0	29.4	5.8	5.04
Tuberculosis only:					
Whole carcasses condemned.	-	-	-	-	-
Carcasses of which some part or organ was condemned.	2	-	-	-	18
Percentage of the number inspected affected with tuberculosis.	0.1	-	-	-	1.2
Cysticercosis:					
Carcasses of which some part or organs was condemned.	-	-	-	-	-
Carcasses submitted to treatment by refrigeration.	-	-	-	-	-
Generalised and totally condemned.	1	-	-	-	-

Type	No. of Animals	Calves	Cows	Cattle Total	No.	Tuberculosis only:		Cysticercosis:	
						Percentage of the number inspected with disease other than tuberculosis and cysticercosis	Carcasses of which some part or organs were consumed	Percentage of the number inspected with disease other than tuberculosis and cysticercosis	Carcasses of which some part or organs were consumed
Number killed	1,521	17	170	1,708	1	0.1	0	0	0
Number inspected	1,521	17	170	1,708	1	0.1	0	0	0
All diseases except tuberculosis and cysticercosis					1	0.1	0	0	0
Whole carcasses consumed					1	0.1	0	0	0
Carcasses of which some part or organs were consumed					1	0.1	0	0	0
Percentage of the number inspected with disease other than tuberculosis and cysticercosis					1	0.1	0	0	0
Tuberculosis only:					1	0.1	0	0	0
Whole carcasses consumed					1	0.1	0	0	0
Carcasses of which some part or organs were consumed					1	0.1	0	0	0
Percentage of the number inspected with disease other than tuberculosis and cysticercosis					1	0.1	0	0	0
Cysticercosis:					1	0.1	0	0	0
Carcasses of which some part or organs were consumed					1	0.1	0	0	0
Carcasses submitted to treatment by refrigeration					1	0.1	0	0	0
Carcasses not submitted to treatment					1	0.1	0	0	0

ANIMALS SLAUGHTERED - SUMMARY 1969.

	Bulls	Bullocks	Heifers	Cows	Calves	Sheep	Pigs	Totals 1969	Totals 1968
January	1	128	31	33	1	739	155	1,088	1,372
February	-	108	18	30	-	415	92	663	926
March	-	120	17	30	1	443	114	733	821
April	-	130	16	33	-	272	142	593	909
May	-	109	29	22	1	224	116	503	673
June	-	102	41	26	1	379	118	667	672
July	-	72	63	13	1	355	112	616	1,009
August	-	84	54	16	1	455	77	687	935
September	2	95	62	15	1	506	124	805	949
October	-	108	49	16	3	565	138	879	1,065
November	-	108	51	20	5	563	132	879	963
December	-	105	63	16	2	447	205	838	1,026
Totals 1969	3	1,277	494	270	17	5,363	1,527	8,951	
			2,061						
Totals 1968	3	1,300	602	272	5	7,156	1,982		11,320
			2,182						

<u>1969</u>			
Sows.	Boars.	Tups.	Ewes.
-	32	-	863
<u>1968</u>			
478	38	-	1,045

All included in
Totals of Summary.

Month	Bulls	Heifers	Stewards	Cows	Calves	Stags	Other	1999	1998
January	1	150	8	33	1	33	159	1,000	1,230
February	-	100	10	30	-	40	80	600	800
March	-	150	12	30	1	43	135	700	900
April	-	150	10	33	-	33	165	500	700
May	-	100	20	33	1	54	108	300	500
June	-	100	41	30	1	72	144	600	800
July	-	75	60	33	1	94	163	1,000	1,200
August	-	60	24	10	1	35	70	400	500
September	5	92	65	12	1	80	150	300	500
October	-	100	60	10	1	71	132	700	900
November	-	100	21	31	0	52	104	300	500
December	-	100	60	10	1	71	142	700	900
Total 1999	5	1,227	494	280	11	703	1,257	6,757	8,730
Total 1998	5	1,300	600	330	1	932	1,563	7,721	9,750

1999
 1998
 1997
 1996
 1995
 1994
 1993
 1992
 1991
 1990
 1989
 1988
 1987
 1986
 1985
 1984
 1983
 1982
 1981
 1980
 1979
 1978
 1977
 1976
 1975
 1974
 1973
 1972
 1971
 1970
 1969
 1968
 1967
 1966
 1965
 1964
 1963
 1962
 1961
 1960
 1959
 1958
 1957
 1956
 1955
 1954
 1953
 1952
 1951
 1950
 1949
 1948
 1947
 1946
 1945
 1944
 1943
 1942
 1941
 1940
 1939
 1938
 1937
 1936
 1935
 1934
 1933
 1932
 1931
 1930
 1929
 1928
 1927
 1926
 1925
 1924
 1923
 1922
 1921
 1920
 1919
 1918
 1917
 1916
 1915
 1914
 1913
 1912
 1911
 1910
 1909
 1908
 1907
 1906
 1905
 1904
 1903
 1902
 1901
 1900

DISEASES OF ANIMALS

One Notice was received declaring the Abattoir to be an Infected Place under the Foot and Mouth Disease Order, but the disease was not confirmed and the restrictions were withdrawn the same day.

UN SOUND FOOD

The following complaints as to unsound or the presence of foreign bodies in food were dealt with :-

- | | |
|--|---|
| 1. Hair in Pease Pudding. | Referred to Food and Drugs Authority.
On subsequent proceedings manufacturer/retailer given absolute discharge and ordered to pay £4. 14.0d costs. |
| 2. Pin in Fish Cake. | Manufacturer warned. |
| 3. Milk Gums out of condition. | Submitted for manufacturer's analysis. |
| 4. Insect (fly) in sliced loaf. | Manufacturer notified. |
| 5. Sponge cake affected with mould growth. | Manufacturer notified.
Retailer warned re stock rotation. |
| 6. Rusted can of Orange Juice. | Submitted to Public Analyst.
Product satisfactory. |
| 7. Crumble Cream Biscuits.
Old stock. | Manufacturer notified.
Retailer warned re stock rotation. |
| 8. Unsound Sausages. | Old stock.
Retailer warned re stock rotation. |
| 9. Sliced bread affected with mould growth. | Submitted to Manufacturer for examination.
Retailer warned re stock rotation. |
| 10. Cooked Fish - dirty. | Retailer warned. |
| 11. Sliced bread affected with mould growth. | Manufacturer notified. |
| 12. Nail in cod roe. | Retailer advised. |
| 13. Piece of plastic in Fish Cake. | Retailer and Manufacturer advised. |
| 14. Apple pie affected with mould growth. | Manufacturer and retailer advised re stock rotation. |
| 15. Sliced bread affected with mould growth. | Manufacturer notified. |
| 16. Larva in porridge oats. | Submitted to manufacturer for examination.
Retailer warned re stock rotation. |
| 17. Fly in canned tuna. | Importer notified. |
| 18. Crispbread affected with spider beetles. | Proceedings pending. |

One letter was received describing the outbreak to be an infected flock under the last and final disease order, but the disease was not confirmed and the restriction was withdrawn the next day.

DISCUSSION

The following conditions as to removal of the presence of foreign matter in food was dealt with:-

1. Half in fresh feeding.
2. Half in fresh food.
3. Half in fresh food.
4. Half in fresh food.
5. Half in fresh food.
6. Half in fresh food.
7. Half in fresh food.
8. Half in fresh food.
9. Half in fresh food.
10. Half in fresh food.
11. Half in fresh food.
12. Half in fresh food.
13. Half in fresh food.
14. Half in fresh food.
15. Half in fresh food.
16. Half in fresh food.
17. Half in fresh food.
18. Half in fresh food.

The following additional foodstuffs were surrendered and on inspection found to be unfit for human consumption:-

	<u>Tins</u>	<u>lbs.</u>	<u>Packets</u>	<u>No.</u>
Cakes				6
Cereals	452			
Eggs				360
Fish	346			
Fruit	2,727			
Fruit Juice	114			
Meat	2,493	201½		
Bacon		37		
Pastry			10	
Puddings	596			
Soup	1,221			
Vegetables	4,203			
Milk	1,045			
Total:	<u>13,197</u>	<u>230½</u>	<u>10</u>	<u>366</u>

As a result of an increase in the number of complaints of unsound or contaminated foodstuffs, a circular letter was forwarded to all food traders in the Borough, drawing to their notice their responsibilities regarding the preparation, storage and sale of food, with particular reference for the need to ensure a systematic rotation of stock.

Modern processing, packaging and preservation techniques are constantly improving, but there appears to be an increasing tendency to regard foodstuffs as just another commodity to be balanced up at the end of the financial year against other retail outlets.

It is appreciated that profit must be made but not, so far as the public and the Health Department are concerned, at the expense of hygiene.

The following additional footnotes were furnished and no inspection found to be valid for
 main comments:

Line	Footnote	Page
1		1
2		2
3		3
4		4
5		5
6		6
7		7
8		8
9		9
10		10
11		11
12		12
13		13
14		14
15		15
16		16
17		17
18		18
19		19
20		20
21		21
22		22
23		23
24		24
25		25
26		26
27		27
28		28
29		29
30		30
31		31
32		32
33		33
34		34
35		35
36		36
37		37
38		38
39		39
40		40
41		41
42		42
43		43
44		44
45		45
46		46
47		47
48		48
49		49
50		50
51		51
52		52
53		53
54		54
55		55
56		56
57		57
58		58
59		59
60		60
61		61
62		62
63		63
64		64
65		65
66		66
67		67
68		68
69		69
70		70
71		71
72		72
73		73
74		74
75		75
76		76
77		77
78		78
79		79
80		80
81		81
82		82
83		83
84		84
85		85
86		86
87		87
88		88
89		89
90		90
91		91
92		92
93		93
94		94
95		95
96		96
97		97
98		98
99		99
100		100

As a result of an increase in the number of complaints or continued footnotes, a circular letter was forwarded to all local traders in the country, drawing to their attention the responsibilities regarding the preparation, storage and sale of food, with particular reference to the need to ensure a systematic rotation of stock.

Modern processing, packaging and preservative techniques are constantly improving, but there appears to be an increasing tendency to regard footnotes as just another commodity to be obtained at the end of the financial year against other retail outlets.

It is appreciated that profit must be made but not at the expense of the public and the health department are concerned, at the present of course.

PUBLIC HEALTH

PART II - SANITATION AND BUILDING

DRAINAGE, REFUSE AND VERMINOUS PREMISES.

The undermentioned free services were provided during the year :-

Cleansing of choked drains	67
Removal of unwanted household effects (premises visited)	1,894
No. of houses treated for insect pests	359

The increased cost of removal of unwanted household articles has been the subject of criticism from time to time but, apart from the regular increase in labour and transport costs over which the Council have very little control, regard should be had to the considerable increase in the number of premises visited for this essential service.

In the past three years the figures of premises visited has jumped from 1,254 in 1967; 1,597 in 1968; to the current figure of 1,894 in 1969. There is no doubt that this has had a very considerable effect in diminishing the unauthorised dumping of unwanted articles although regrettably this still occurs.

SEWERAGE AND SEWAGE DISPOSAL.

Work continued during the year on the contract to extend the sewage works and sewerage system.

PART III - NUISANCES

1,630 visits were made and interviews given in connection with general public health matters. See summary on page 51. .

KEEPING OF ANIMALS

There were a small number of complaints mainly arising from nuisance caused to adjoining households by insanitary poultry or dog keeping.

After protracted negotiations between the Council and the Blyth Small Holdings and Allotments Association agreement was finally reached by the Town Clerk and Borough Engineer on the transfer of part of the land forming the Cowpen Colliery Allotments for housing purposes, the standard of buildings to be accepted and the terms of a new lease.

Part II - Summary of the Evidence

Summary of the Evidence

The following summary of the evidence is based on the facts...

Summary of the evidence...
Summary of the evidence...
Summary of the evidence...

The following summary of the evidence is based on the facts...
Summary of the evidence...
Summary of the evidence...
Summary of the evidence...

In the past three years the following summary of the evidence...
Summary of the evidence...
Summary of the evidence...
Summary of the evidence...

Summary of the Evidence

The following summary of the evidence is based on the facts...

Part III - Summary of the Evidence

Summary of the evidence...
Summary of the evidence...
Summary of the evidence...

Summary of the Evidence

The following summary of the evidence is based on the facts...
Summary of the evidence...
Summary of the evidence...

After extensive negotiations between the parties...
Summary of the evidence...
Summary of the evidence...
Summary of the evidence...

SPOILBANKS

The removal of shale from spoilbanks within the Borough continued during the year, and I am indebted to the Area Director of the National Coal Board for the following figures :-

	<u>Tons Shale Removed in</u> <u>1969.</u>
Isabella Colliery	22,484
Horton Colliery, Bebside	52,812
New Delaval	776
Hannah Colliery South	Nil

Part II of the Mines and Quarries (Tips) Act, 1969 came into operation on the 30th June, 1969 and places responsibility on the County Council for ensuring that disused tips of mines and quarrying refuse do not by reason of instability, constitute a danger to the public and for this purpose are given certain powers of inspection and enforcement. A preliminary survey has already been made and arrangements have been made for all of them to be inspected by a senior member of the County Council staff.

PART IV - WATER SUPPLY

The water supply to the Borough is entirely by mains supply by the Newcastle and Gateshead Water Company. The principal source is Coquet water from the North treated at the Warkworth Treatment Plant and then by main at a rate of 6,000,000 gallons per day to the Water Board. At a point North of Seaton Burn the trunk main sub-divides and delivers bulk water direct to the Borough.

The Tynemouth supply is taken from Fontburn or Mitford or occasionally the Warkworth Treatment Plants. No fluorides are added.

I am indebted to the Water Board for the following figures of supply, bacteriological and chemical analyses:-

<u>Source of Supply</u>	<u>Gallons</u>
Newcastle and Gateshead Water Company	404,942,000
Tynemouth Corporation Water Department	9,436,000

In the course of the year twenty-four samples were taken by the Board from the distribution system and all were found to be of "excellent" quality.

In addition, thirty-six samples of drinking water were taken by the Health Department from various sampling points in the Borough as under :-

Site	Total	Site	Total
<u>Tynemouth Water</u>			
St. Ronan's Drive, Seaton Sluice.	9	Bates Colliery Canteen	1
Astley Villas, " "	2	John Temple Ltd. Factory Canteen	2
Shelter Convenience " "	1	Shapira's Ltd. " "	1
		McGregor's Ltd. " "	1
<u>Newcastle & Gateshead Water</u>		Seghini's Ice Cream Factory	2
Co-operative Bakery, Newsham	1	Dinsdale House	1
Co-operative Dairy, Blyth	4	Fallowfield House	1
New Delaval County Primary School	1		
New Delaval County Modern School	2		
Chalet, Links & Foreshore	1		
Link House Caravan Site	1		
South Newsham Camp Site	2		
Drinking Fountain, Ridley Park	2		
Ridley Park Cottage	2		

In the course of the past twenty-four months, the following have been the principal sources of water and all water supply has been derived from the following sources:

In addition, thirty-five samples of water were taken from the public supply for the purpose of analysis in the Borough as under:-

Date	Total	Date	Total
			<u>Private Water</u>
			St. James's Green, Bristol Station
			Kings Hill
			Bristol Corporation
			<u>Private Water</u>
			St. James's Green, Bristol Station
			Kings Hill
			Bristol Corporation
			St. James's Green, Bristol Station
			Kings Hill
			Bristol Corporation
			St. James's Green, Bristol Station
			Kings Hill
			Bristol Corporation
			St. James's Green, Bristol Station
			Kings Hill
			Bristol Corporation
			St. James's Green, Bristol Station
			Kings Hill
			Bristol Corporation

CHEMICAL ANALYSES.

NEWCASTLE & GATESHEAD WATER COMPANY

TYPICAL RESULTS OF CHEMICAL ANALYSES OF FILTERED WATERS

FROM WARKWORTH TREATMENT PLANT.

						<u>Max.</u>	<u>Min.</u>	<u>Mean.</u>
pH Value	7.5	6.8	7.0
Free CO ₂	16	2	6
Alkalinity (as CaCO ₃)	120	20	80
Hardness: (as CaCO ₃)								
Total	170	70	125
Carbonate	120	20	80
Non-Carbonate	80	30	45
Calcium	120	40	80
Magnesium	55	25	45
Chlorides (as Cl)	24	10	16
Sulphates (as SO ₄)	65	35	50
Silica (as SiO ₂)	4.2	0.8	2.4
Fluorides (as F)	0.3	0.1	0.2
Iron (as Fe)	0.20	0.01	0.07
Manganese (as Mn)	0.05	0.01	0.01
Dissolved Solids	260	130	210

Chemical results in milligrams per litre.

NOTE:

This is a river-derived water the composition of which can vary from time to time. The maxima and minima quoted are not to be regarded as absolute values but rather as limits not likely to be exceeded in normal circumstances.

REPORT OF ANALYSIS

ANALYSIS OF CHEMICAL SAMPLE

TESTS AND TREATMENT

TEST	RESULT	UNIT
Moisture	1.5	%
Acidity	0.5	%
Alkalinity	0.2	%
Chloride	0.1	%
Sulfate	0.1	%
Phosphate	0.1	%
Iron	0.1	%
Copper	0.1	%
Lead	0.1	%
Mercury	0.1	%
Fluoride	0.1	%
Nitrate	0.1	%
Ammonia	0.1	%
Calcium	0.1	%
Magnesium	0.1	%
Sodium	0.1	%
Potassium	0.1	%
Barium	0.1	%
Strontium	0.1	%
Zinc	0.1	%
Cadmium	0.1	%
Cobalt	0.1	%
Nickel	0.1	%
Chromium	0.1	%
Manganese	0.1	%
Silica	0.1	%
Alumina	0.1	%
Carbon	0.1	%
Hydrogen	0.1	%
Oxygen	0.1	%

Chemical analysis is performed on this sample.

END

This is a preliminary report. The final report will be submitted when all tests have been completed. The results of the tests are subject to change without notice.

PREVENTION, TREATMENT AND NOTIFICATION OF INFECTIOUS DISEASES - PART V

118 visits were made and 49 faecal and one sputum specimen submitted to the Public Health Laboratory in connection with suspected food poisoning, dysentery and other infectious diseases.

Following adverse reports from the Ministry of the high bacterial count in mussels referred to in the 1968 report, regular information was notified to the Department of the bacterial count of these shellfish gathered from the North-East coast during the summer period and all food premises were again visited and advised.

MORTUARIES AND POST-MORTEM ROOMS - PART VI

The Mortuary was used on 33 occasions, details being :-

<u>Authority</u>	<u>Bodies</u>	<u>Post-Mortems</u>
Borough of Blyth.	33	30
River Blyth Port Health Authority	-	-

As before, Mr. Wade acted as Mortuary Attendant.

PROVISION OF BATHS - PART VIII

Bolam Park Swimming Baths.

Bacteriological Analyses.

Forty-eight water samples were submitted to the Public Health Laboratory for bacteriological analyses, with the following results:-

<u>Site</u>	<u>Probable No. of coliform bacilli per 100 ml.</u>	<u>No. of Samples.</u>
Inlet - Learners' Pool	Nil	12
Outlet - " "	Nil	12
Inlet - Main Pool	Nil	11
" " "	1	1
Outlet - " "	Nil	12

CHEMICAL ANALYSES.

One sample submitted to the Public Analyst from the Main Swimming Pool gave the following results :-

PROSTATE, UTERINE AND VAGINAL CERVICAL CANCER - PART V

The visits were made on 25 March and 26 March, and the results reported in the table below. Laboratory in connection with histological examination, cytology and other laboratory diagnosis. Following reports from the Director of the State Institute of Cancer in regard to the results of the 1955 report, further information was supplied to the Department of the Institute of Cancer in the form of a letter dated 1955-12-15. The letter stated that the results of the examination of the material sent during the year 1955 and all the material were again stated and stated.

PROSTATE AND UTERINE CANCER - PART VI

The material was used on 22 occasions, details being as follows:

<u>Material</u>	<u>Number</u>	<u>Examination</u>
Prostate cancer	22	22
Uterine cancer	22	22
Vaginal cancer	22	22
Cervical cancer	22	22

As before, Dr. Kohn acted as Director's Assistant.

PROSTATE AND UTERINE CANCER - PART VII

During the period 1955-1956, the following material was submitted to the State Institute of Cancer for histological examination, with the following results:-

<u>Material</u>	<u>Number of cases</u>	<u>Examination</u>
Prostate cancer	22	22
Uterine cancer	22	22
Vaginal cancer	22	22
Cervical cancer	22	22

OTHER CASES

The results submitted to the State Institute of Cancer for histological examination, with the following results:-

CHEMICAL RESULTS

pH value

7.3

	<u>Parts per Million</u>
Total solids dried at 180° C.	900
Chlorine as chlorides	400
Free ammonia (as nitrogen)	0.16
Albuminoid ammonia (as nitrogen)	0.32
Nitrogen as nitrates	3.6
Oxygen absorbed (4 hours at 27° C)	1.6
Total hardness	160
Non-carbonate hardness	28
Carbonate hardness	132
Lead	None
Copper	Trace
Iron	Trace
Appearance and Colour	Hazen degrees 5, clear, almost colourless
Smell and Taste	chlorinated
Residual free chlorine	0.3

Report:

This sample of swimming bath water is of very good chemical quality, and its physical condition is also very good.

The Baths Manager is regularly informed of the result of all analyses which are, in the present instance, of the highest possible standard.

PADDLING POOL, RIDLEY PARK.

During the long hot summer of 1969 it was, at times, nearly impossible to see the water for the children, which indicates the popularity of the pool. Despite this, regular pH and Residual Chlorine tests proved satisfactory.

MISCELLANEOUS - PART X.

WATERCOURSES

Kitty Crewster.

Following further complaints from adjoining residents, the Borough Engineer was instructed to have the watercourse cleansed.

Lysdon Burn.

During the year this watercourse was noted to be heavily polluted and a sample submitted to the Public Analyst gave the following results :-

ANALYTICAL RESULTS

in value

ANALYTICAL RESULTS

100

100

100

100

100

100

100

100

100

100

100

100

100

100

100

100

100

100

100

100

100

100

100

100

100

100

100

100

100

100

100

100

100

100

100

100

100

Total solids (dry at 100°C)

Chlorine as chloride

Total ammonia (as nitrogen)

Ammonia (as nitrogen)

Nitrogen as nitrate

Oxygen absorbed (at 37°C)

Total hardness

Non-carbonate hardness

Carbonate hardness

Lead

Copper

Iron

Aluminum and calcium

Sulfate and sulfate

Residual free chlorine

Remarks:

This sample of water/soil value is of very good chemical quality, and the physical

condition is also very good.

The latter sample is regularly informed of the results of all analyses which are, in the present

instance, at the highest possible standard.

ANALYTICAL RESULTS - WATER

During the long hot season of 1955 it was, in fact, very important to see the water for the

children, which indicates the possibility of the food. (The water here, regular for the children's health)

These results are satisfactory.

ANALYTICAL RESULTS - SOIL

ANALYTICAL RESULTS

ANALYTICAL RESULTS

ANALYTICAL RESULTS

Following further analysis from separate samples, the following results are indicated:

in view of the reference element.

ANALYTICAL RESULTS

During the past this reference was made to the quality of the soil and water, which is

the Public Analyst and the following results:

Creatinine	None
Free ammonia	2.2 parts per million
Albuminoid ammonia	3.0 " " "
U.O.D.	35.5 " " "
Chloride	84 " " "
pH Value	7.35

"The Biochemical Oxygen Demand of this water is very high and the stream, therefore, would be classified as "bad".

The absence of creatinine suggests that fresh sewage is not gaining access to this watercourse."

This was referred to the Northumbrian River Authority for investigation who reported that the apparent source of the pollution had been found and representations were made to the Authority concerned, together with a request that remedial action be taken.

TENTS, VANS AND SHEDS.

The Council owned South Newsham Camping Site was again in demand during the summer and the services and amenities appear to be greatly appreciated by visitors.

PUBLIC HEALTH ACT, 1961.

Section 27 - Ruinous and Dilapidated Buildings and Neglected Sites.

Further attention was paid during the year to this continuing problem. As further demolition of unfit houses continues this, of necessity, leaves an undeveloped site which is an open invitation for the deposit of refuse or abandoned cars. As the sites in general remain the property of the individual owners, the Council are then called upon at the ratepayers expense to remove any "rubbish" deposited by unauthorised persons.

There would appear to be only one immediate method by which this problem can be alleviated, i.e. the acquisition and maintenance of the sites by the Council, the alternative being to await prospective re-development, either private or for some future local authority purpose.

The following ruinous and dilapidated buildings and neglected sites were dealt with by the Department:-

<u>Address</u>	<u>Action</u>
35 and 37, Wellington Street.	Former Blyth Co-operative Society shop premises, damaged by vandals and demolished by agreement.
31, 33, 35 and 37, Stanley Street.	Unfit houses demolished.
128 and 130, Bowes Street.	Unfit houses demolished.
French Street Bakery.	Vacant bakery premises damaged by vandals and demolished by agreement.
Blyth Engine Sheds and ancilliary buildings.	Demolished by British Rail.

<u>Address.</u>	<u>Action.</u>
Congregational Church, Stanley Street.	Council owned property demolished.
11, Seaforth Street.	Acquired by Council.
13/15, Seaforth Street.	Vacant site acquired by Council.
Link House.	Outbuildings demolished.

Accumulations of refuse were also removed following service of notices in accordance with Section 34 of the Act from various sites in the Borough including Hathery Lane, Kitty Brewster, Malvins Close, British Rail and National Coal Board properties, Gordon Road, Wensleydale Terrace and New Delaval.

Nine visits were made in connection with the destruction of pigeons and 87 destroyed.

CARAVAN SITES AND CONTROL OF DEVELOPMENT ACT, 1960.

The position at the end of 1969 was :-

Link House Gardens, Blyth (Holiday Site) Maximum 130 caravans.	Amended planning permission without limitation of time issued 15th June 1965. Site licence issued 17th June 1965.
Service Garage, Links Road.	Existing use site licence issued 15th November 1963. No caravans on site.
Old Pottery, South Newsham (Permanant Residential). Maximum Twenty caravans.	Renewal site licence to expire 31st December 1972; issued 9th December 1966.
Malvin's Close. (Permanent Residential). Maximum eight caravans.	Renewal site licence to expire 31st December 1972; issued 15th December 1967.
High House Farm, Bebside. (One residential caravan).	Renewal site licence to expire 30th June 1970; issued 15th December 1967.
South Newsham Camping Site. Council owned. One residential caravan.	Planning permission issued 28th August 1964.

CIVIC AMENITIES ACT, 1967.

Removal of Abandoned Vehicles.

Of the thirty-six abandoned vehicles notified to or discovered by the Department, all had been removed by the end of the year. Twenty-seven by the owners after receipt of notice from the Town Clerk's Department, the remaining nine being removed and disposed of by the Council after service of the formal notice.

Legal Proceedings.

Proceedings were instituted by the Town Clerk against two persons in respect of:

- (a) the abandonment of a vehicle, and
- (b) the dumping of rubbish on land at Bebside.

The first defendant was fined £1 for abandoning a vehicle and ordered to pay the costs of removal of the vehicle amounting to £6. The second defendant was fined £3 for dumping rubbish on land.

THE CLEAN AIR ACT, 1956.

Prior approval under Section 3(2) and Section 6 of the Act was issued in respect of the following plants :-

Industrial and Commercial Furnaces.

<u>Address.</u>	<u>Type of Plant.</u>
1. Advance Factory B.T.9/5 Cowpen Estate.	Two Oil Fired Boilers with provision for further boiler when factory extended. Total output 4,044,000 b.t.u./hour.
2. Alpha Furniture Limited, Kitty Brewster Estate.	Gebruder Weiss K.G. Water Tube Boiler Oil fired with wood dust and chippings. 12 x 10 ⁶ b.t.u. heat output. Section 6 (Grit and Dust Arrestment Plant) approval issued.
3. G. & N. Wright Limited, Import Dock.	Horsfall No. 7 Incinerator for the burning of wood waste. Prior approval under Section 3 and 6 of the Act.
4. Jackel & Company, Factory 'F' Kitty Brewster Estate.	Triton Minor Series II Oil Fired Boiler. Rated output 600,000 b.t.u./hour.
5. Help the Aged Housing Assoc., Newsham Farm Estate.	Potterton "Eden 721" Oil Fired Boiler 600,000 b.t.u./hour.

FACTORIES ACT, 1961.

Visits principally involved inspections of new factory undertakings, works of building and engineering operations, outworkers and changes in connection with the register and full co-operation is maintained with H.M. Inspector of Factories.

1. INSPECTIONS for the purposes of the Act are shown in the following tables, which do not include visits made to factory premises for other public health reasons.

Premises. (1)	Number on Register. (2)	Number of		
		Inspections. (3)	Written Notices. (4)	Occupiers Prosecuted. (5)
(i) Factories in which Sections 1, 2, 3, 4 and 6 are to be enforced by Local Authorities.	3	-	-	-
(ii) Factories not included in (i) in which Section 7 is enforced by the Local Authority.	103	17	-	-
(iii) Other premises in which Section 7 is enforced by the Local Authority (excluding out-workers' premises).	15	15	-	-
Total:	121	32	-	-

2. Cases in which DEFECTS were found:-

Particulars. (1)	Number of cases in which defects were found				Number of cases in which prosecutions were instituted. (6)
	Found. (2)	Remedied. (3)	To H.M. Inspector (4)	Referred: By H.M. Inspector. (5)	
Want of cleanliness (S.1)	-	-	-	-	-
Overcrowding (S.2)	-	-	-	-	-
Unreasonable temperature (S.3)	-	-	-	-	-
Inadequate ventilation (S.4)	-	-	-	-	-
Ineffective drainage of floors (S.6)	-	-	-	-	-
Sanitary Conveniences (S.7)					
(a) Insufficient.	-	-	-	-	-
(b) Unsuitable or defective.	-	-	-	-	-
(c) Not separate for sexes.	-	-	-	-	-
Other offences against the Act (not including offences relating to Outwork).	-	-	-	-	-
Total:	-	-	-	-	-

NOTE: As for the purpose of the act the term "the following" means the following, which is not intended to be a factor in determining the value of the goods.

Particulars	Section 1	Section 2		Section 3
		(a)	(b)	
(i) Factor in value Section 1 (a) (b)	1	1	1	1
(ii) Factor in value Section 1 (a) (b)	1	1	1	1
(iii) Factor in value Section 1 (a) (b)	1	1	1	1
(iv) Factor in value Section 1 (a) (b)	1	1	1	1
Total	4	4	4	4

NOTE: As for the purpose of the act the term "the following" means the following, which is not intended to be a factor in determining the value of the goods.

Particulars	Section 1	Section 2		Section 3
		(a)	(b)	
(i) Factor in value Section 1 (a) (b)	1	1	1	1
(ii) Factor in value Section 1 (a) (b)	1	1	1	1
(iii) Factor in value Section 1 (a) (b)	1	1	1	1
(iv) Factor in value Section 1 (a) (b)	1	1	1	1
(v) Factor in value Section 1 (a) (b)	1	1	1	1
(vi) Factor in value Section 1 (a) (b)	1	1	1	1
(vii) Factor in value Section 1 (a) (b)	1	1	1	1
(viii) Factor in value Section 1 (a) (b)	1	1	1	1
(ix) Factor in value Section 1 (a) (b)	1	1	1	1
(x) Factor in value Section 1 (a) (b)	1	1	1	1
Total	10	10	10	10

PART VIII OF THE ACT.

OUTWORK.

(Sections 133 and 134).

Nature of Work. (1)	Section 133			Section 134		
	No. of Out-workers in August list required by Section 133 (1)(c) (2)	No. of cases of default in sending lists to the Council. (3)	No. of prosecutions for failure to supply lists. (4)	No. of instances of work in unwholesome premises. (5)	Notices served. (6)	Prosecutions. (7)
Wearing Apparel. } Making etc., Cleaning and Washing.	3	Nil	Nil	Nil	Nil	Nil

FACTORIES ACT, 1961.

Part 1 of the Act.

Classification.	Mech. Power.	No. Mech. Powerp
Assembly of Baby Toys.	1	
Bakeries.	8	
Blacksmiths.	1	
Boat Building.	1	
Boot and Shoe Repairing.	1	
Butchering.	1	
Catering Equipment Manufacturers.	1	
Cabinets/Coffin Making.	3	
Chrome Plating and Polishing.	1	
Clothing Repairs.	1	
Composting.	1	
Concrete Manufacturers.	1	
Coppersmiths.	1	
Cosmetics.	1	
Dry Cleaners.	3	
C/F:	26	

Factories Act, 1961 (Cont'd)...

Classification.	Mech. Power.	No. Mech. Power.
C/F:	26	
Earth Moving Equipment.	1	
Electrical Repairs.	1	
Electrical Components.	1	
Electrical Contractors.	1	
Electrical Switchgear.	1	
Engineering.	1	
Fibre Glass.	1	
Furniture.	2	
Garment Alterations/Soft Furnishings.	-	
Gas	1	
General Engineering.	1	
Hatch Covers.	1	
Heating and Ventilation.	1	
Ice-cream Manufacture.	1	
Joinery/Painting.	10	
Knitting, Assembling, Packing.	-	
Locomotive Repairs.	1	
Machine Repairs.	1	
Mantle Alterations.	2	
Marine Engineering.	1	
Milk Pasteurisation.	1	
Mineral Water Manufacture.	1	
Monumental Masons.	2	
Motor Vehicle Repairs.	16	
Paper Sorting/Baling.	1	1
Plastic Injection Moulding.	1	
Polyurethane Foam Conversion.	-	
Printing.	2	
Rag Sorting.		1
Sausage Manufacture.	5	
Sawmills.	2	
Scrap Metal Dismantling.	2	
C/F:	89	2

Factories Act, 1961 (Cont'd)

Classification.	Mech. Power.	No Mech. Power
C/F:	88	2
Breaking down Goods Vehicles.	1	
Sheet Metal Working.	1	
Sheet Metal/Car Spraying.	1	
Slaughtering.	1	
Sugar Confectionery.	1	
Steel Fabrication.	1	
Tailoring.	3	
Television Repairs.	2	
Timber Impregnation.	1	
Tyre Repairs.	1	
Underwear Manufacture.	1	
Upholstery.	-	
Washing Machine Repairs.	1	
Water Undertaking.		1
Total:	103	3

THE OFFICES, SHOPS AND RAILWAY PREMISES ACT, 1963.

For the fourth consecutive year virtually all premises registered under the Act have been subject to inspection. A separate annual report on 1969 has already been issued.

PREVENTION OF DAMAGE BY PESTS ACT, 1949.

Regular servicing and survey work is carried out to all agricultural, business and Council-owned properties, details being shown overleaf.

As a result of continued tipping of household refuse and reclamation of land, the Meggies Burn tip and adjacent Burn are given regular treatment and during 1969 a special full scale and intensive treatment was given over a period of one month. The materials used consisted of 7 lbs. "Cymag" (Cyanide) used in holes; 116 lbs. of pre-bait laid (damp sausage rusk); 100 lbs. of poison bait laid (sausage rusk and zinc phosphide). 360 ounces of poison bait were taken, 101 rats picked up and the estimated kill was 990 rats. In all, 1,270 baits were laid and 400 holes gassed.

A report was received from the Divisional Pests Officer following his inspection on the 20th November and stated "I am pleased to advise you that I have never before seen the rats at such a low level on this tip".

	No.	Baits Laid.	Traps Laid.	Ozs. Poison Bait Taken.	No. of Bodies.		Est. Kill Rats.	No. of Visits.
					Rats.	Mice.		
Dwellinghouses.	63	263	3	117	-	27	2	130
Gardens.	70	247	1	566½	23	-	142	272
Allotments.	4	18	-	113	9	-	28	16
Food Shops.	19	222	2	125½	6	16	20	57
Other Shops.	1	4	-	2	-	1	-	2
Cafes.	2	10	-	22	1	1	5	8
Schools.	9	110	-	83	2	6	14	26
Licensed Premises.	3	45	-	18	-	10	1	9
Churches.	1	16	-	3	-	1	-	2
Business Premises.	16	208	-	278	14	9	61	49
Farms.	3	53	-	422	37	-	105	14
Stables.	1	4	-	24	3	-	6	4
Embankments.	2	10	-	28	2	-	7	8
Manholes.	12	12	-	80	1	-	20	10
Sewer Manholes.	1 & 3 Areas	12	-	28	-	-	7	10
Council Property.	19	1,860	300 holes gassed.	1,060	256	4	1,317	87
TOTAL:	225	3,094	300 holes gassed 6	2,969½	354	75	1,735	704

AGRICULTURE (SAFETY, HEALTH AND WELFARE PROVISION) ACT, 1956.

Since 1960 regular inspection has been made of **all** farms and agricultural holdings in the Borough by a member of the staff and the occupiers have been notified verbally and by letter of their responsibilities under the Act.

Total farms in Borough	18
Agricultural Holdings	<u>4</u> <u>22</u>

MEMORANDUM FOR THE RECORD

Since 1900 regular inventories have been made of all books and pamphlets belonging to the Library of a member of the staff and the Secretary has been notified weekly and by letter of their responsibility under the Act.

Total value of books \$1,200.00
 Total value of pamphlets \$100.00

No. of volumes	No. of pages	No. of folios	No. of leaves	No. of lines	No. of words	No. of characters	No. of syllables	No. of letters
100	2	75	-	115	2	261	63	120
250	145	-	23	260	1	245	70	120
10	50	-	3	115	-	10	4	10
21	23	10	4	115	0	225	12	10
5	-	1	-	5	-	4	1	10
0	2	1	1	25	-	10	3	10
20	14	4	3	10	-	110	9	10
3	1	10	-	21	-	40	3	10
5	-	1	-	3	-	10	1	10
40	61	3	14	210	-	520	10	10
10	100	-	21	435	-	25	3	10
1	8	2	3	21	-	4	1	10
1	1	-	2	20	-	10	5	10
10	20	-	1	10	-	15	15	10
10	1	-	-	20	-	15	14	10
10	1,011	4	200	1,400	200	1,000	10	10
100	1,200	20	300	1,200	200	1,200	120	10

GENERAL PUBLIC HEALTH MATTERS.

PET ANIMALS ACT.

There are three licensed dealers in the Borough and the requirements of the Act are observed.

ANIMAL BOARDING ESTABLISHMENTS.

The sole animal boarding establishment at Furnace Road, Bebside, was re-licensed for the boarding of 15 dogs and 15 cats.

RIDING ESTABLISHMENT ACT.

Following a Veterinary Inspector's report, a renewal licence was issued for the sole riding establishment at Wensleydale Allotments.

NOISE ABATEMENT ACT, 1961.

Only one complaint required attention.

RAG, FLOCK AND FILLING MATERIALS ACT, 1951.

There are no registered or licensed premises in the Borough, only two traders using filling materials for re-conditioning purposes, and the materials used satisfy the British Standard Institution Mark Scheme.

ANIMAL DESTRUCTION.

I am indebted to the Secretary of the R.S.P.C.A. for the following figures of animals humanely destroyed at the Albion Depot :-

Dogs	114
Cats	38
Miscellaneous	6

NEW YORK, N.Y., 1914

NEW YORK, N.Y.

There are three thousand dollars in the treasury and the remainder of the \$10,000 is in cash.

THE NEW YORK PUBLIC LIBRARY

The New York Public Library is a public library, and is not a library for the people of New York City.

THE NEW YORK PUBLIC LIBRARY

Following a letter from the New York Public Library, a formal letter was sent to the New York Public Library.

THE NEW YORK PUBLIC LIBRARY

Only one copy of the report is being sent.

THE NEW YORK PUBLIC LIBRARY

There are no reports on the report to the New York Public Library, and the report is not being sent to the New York Public Library.

THE NEW YORK PUBLIC LIBRARY

I am indebted to the Secretary of the New York Public Library for the following report:

Page	12
Table	10
Memorandum	1

ANNUAL REPORT, 1969.

No. of Inspections made during 1969:-

PUBLIC HEALTH ACT, 1936.

	<u>TOTAL</u>	<u>GRAND TOTAL</u>
Complaints - General.	613	
Dirty or verminous premises - L.A.	44	
- Private.	15	
Drainage.	104	
Holiday accommodation.	5	
Keeping of Animals.	21	
Destruction of Pigeons.	9	
Refuse Tips.	16	
Watercourses.	6	
Water Supplies.	4	
Spoilbanks; Shale Removal.	11	
Swimming Baths.	1	
Re-inspections re outstanding Notices.	461	
General - Interviews, etc.	199	
	<hr/> 1,509	<hr/> 1,509

PUBLIC HEALTH ACT, 1961.

Ruinous & Dilapidated Buildings (Sec. 27(1)).	81	
Neglected Sites (Sec. 27(2)).	4	
Demolition & Clearance of Sites (Sec. 29(5)).	9	
Accumulation of Rubbish (Sec. 34).	27	
	<hr/> 121	<hr/> 1,630

CARAVAN SITES & CONTROL OF DEVELOPMENT ACT, 1960.

Existing.	12	
Proposed - Applications and Enquiries.	1	
South Newsham Camp Site.	6	
	<hr/> 19	<hr/> 1,649

CIVIC AMENITIES ACT, 1967.

Sites.	51	
Vehicles.	131	
	<hr/> 182	<hr/> 1,831

C/F:

	<u>TOTAL</u>	<u>GRAND TOTAL</u>
D/F:		1,831
<u>CLEAN AIR ACT, 1956.</u>		
Plant Inspection and Prior Approvals	31	
Smoke Nuisances.	16	
	<hr/> 47	1,878
<u>DEVELOPMENT CONTROL.</u>		
Clean Air; Factories Act; Food & Drugs; O.S. & R.P. Act; Public Health.	62	
	<hr/> 62	1,940
<u>FACTORIES ACT, 1961.</u>		
Mechanical Power.	17	
Building & Engineering Operations.	1	
Outworkers.	3	
	<hr/> 21	1,961
<u>INFECTIOUS DISEASES (NOTIFICATIONS) ACTS.</u>		
Investigations, etc.	49	
Food Poisoning.	69	
	<hr/> 118	2,079
<u>NOISE ABATEMENT ACT, 1960.</u>		
Investigations.	10	
	<hr/> 10	2,089
<u>OFFICES, SHOPS & R.P. ACT, 1963.</u>		
Offices.	138	
Shops - Retail.	395	
Wholesale Depts. or Warehouses.	5	
Catering Establishments open to the Public.	72	
Accident Investigations.	20	
General - Interviews, etc.	19	
	<hr/> 649	2,738
C/F:		

CRIMINAL ACT, 1961

Plant, machinery and other apparatus
 Goods belonging to

DEW CLERK (1961)

Class 1: Furniture, etc.; Class 2: Goods
 U.S. & S.S. Act; Public Health

FACTORIES ACT, 1961

Mechanical Power,
 Building & Engineering Operations,
 Substances

INVESTIGATIVE (INTELLIGENCE) ACT

Investigation, etc.
 Food Poisoning

MUSE (MATERIAL) ACT, 1961

Investigation

VEHICLE ACT, 1961

Officer,
 Goods - Motor,
 Vehicle - Motor, or Transport,
 Carriage - Transport, etc. in the
 various investigations,
 General - Transport, etc.

1961

1961

1961

1961

1961

1961

1961

1961

1961

1961

1961

1961

1961

1961

1961

1961

1961

1961

1961

1961

1961

1961

1961

1961

1961

1961

1961

1961

1961

1961

1961

1961

	<u>TOTAL</u>	<u>GRAND TOTAL</u>
		2,738
<u>PESTS ACT, 1949.</u>		
Council properties.	32	
Other Properties.	37	
Allotments; Agric. Holdings.	1	
Refuse Tips.	9	
	<hr/> 79	<hr/> 2,817
<u>PET ANIMALS, BOARDING & RIDING ESTABLISHMENTS.</u>		
Inspections and Interviews.	11	
	<hr/> 11	<hr/> 2,828
<u>ADMINISTRATION.</u>		
General Interviews, etc.	661	
	<hr/> 661	<hr/> 3,489
<u>HOUSING ACT, 1957.</u>		
Applications and General Enquiries.	338	
Housing Survey.	278	
	<hr/> 616	<hr/> 4,105
<u>PART II - INDIVIDUAL UNFIT.</u>		
Inspections; Repair and Undertakings.	323	
	<hr/> 323	<hr/> 4,428
<u>PART III - SLUM CLEARANCE.</u>		
Clearance Areas - Survey.	16	
Clearance Areas - General Inspections & Visits.	41	
Compulsory Purchase Orders.	3	
Redevelopment Areas.	2	
	<hr/> 62	<hr/> 4,490
<u>PART IV - OVERCROWDING.</u>		
Investigations.	1	
	<hr/> 1	<hr/> 4,491
	C/F:	

GRAND TOTAL
\$ 3,300

1,100

1,200

PART I - 1942

General property
Other investments
Allotment: 1942, 1943
Federal Trust

30
30
1
1

2,171

25

PART II - 1943 & 1944

Investment and interest

11
11

2,028

ADMINISTRATION

General information, etc.

61
61

2,469

PART III - 1945

Information and General Inquiry
General Survey

120
120
120

4,109

PART IV - 1946

Information, Report and Inquiry

120
120

4,428

PART V - 1947

General Survey - Survey
General Survey - General Information
General Survey - General
Federal Trust Fund

16
60
3
3

4,400

PART VI - 1948

Investment

1
1

4,401

1,200

	<u>TOTAL</u>	<u>GRAND TOTAL</u>
B/F:		4,491
<u>HOUSING ACTS 1958 - 1964.</u>		
Improvements Grants.	399	
Agricultural Dwellings.	14	
	<hr/> 413	<hr/> 4,904
<u>HOUSING ACT, 1964.</u>		
Houses in Multiple Occupation.	11	
	<hr/> 11	<hr/> 4,915
<u>RENT ACT, 1968.</u>		
Inspections and Enquiries.	6	
	<hr/> 6	<hr/> 4,921
<u>FOOD & DRUGS.</u>		
Abattoir - Meat Inspection.	551	
Dakehouses.	8	
Bakery & Confectionery.	4	
Butchers.	52	
Cafes & Restaurants.	21	
Canteens & Snack Bars.	4	
Fish Fryers.	18	
Food Manufacturing.	7	
General Dealers.	14	
Greengrocery.	1	
Grocery & Provisions.	29	
Ice-Cream.	5	
Licensed Premises (incl. Public Health).	73	
Market Stalls & Delivery Vehicle Regulations.	137	
Sugar Confectionery.	1	
Wet Fish.	6	
Examination of Unsound Food.	133	
General & Interviews.	161	
	<hr/> 1,225	<hr/> 6,146
C/F:		

TOTALGRAND TOTAL

B/F:

6,146

MILK & DAIRIES ORDERS.

Dairies and Equipment.

2

Milk Storage Depots and Shops.

6

8

6,154

SAMPLING.Bacteriological.

(a) Water.

84

(b) Ice-Cream.

18

(c) Faeces.

49

(d) Sputum.

1

152

6,306

Chemical.

(a) Water.

3

(b) Other Foods.

2

(c) Miscellaneous.

2

7

6,313

No. of Informal Notices Served.

122

No. of Statutory Notices Served.

94

No. of Houses & Buildings Treated for Eradication
of Insect Pests.

359

No. of Items of Furnishings, Bedding, etc.
destroyed by request.

1,894

Choked Drains Cleansed.

67

Informal Notices Complied.

45

Statutory Notices Complied.

97

2,678

8,991

LAND CHARGES ACT, 1925.

Searches.

543

543

9,534

WILL & JAMES GREENE

James and Company,
With Storage Space and Office

WILL & JAMES GREENE

Contractors

- (a) Water
- (b) Sewer
- (c) Electric
- (d) Gas

Contractors

- (a) Water
- (b) Sewer
- (c) Electric
- (d) Gas

No. of (a) Water

No. of (b) Sewer

No. of (c) Electric

No. of (d) Gas

Other Notes

Internal Notes

Statutory Notes

WILL & JAMES GREENE

Notes

WILL & JAMES GREENE

Notes

Notes

Notes

Notes

Notes

Notes

Notes

Notes

Notes

Notes

Notes



The first part of the report is devoted to a general survey of the situation in the country. It is found that the country is in a state of general depression, and that the people are suffering from want and distress. The second part of the report is devoted to a detailed account of the various causes of this state of things. It is found that the principal causes are the war, the pestilence, and the famine. The third part of the report is devoted to a description of the various measures which have been taken to relieve the suffering. It is found that the measures which have been taken are of a general nature, and that they have not been very successful.

The fourth part of the report is devoted to a description of the various measures which have been taken to relieve the suffering. It is found that the measures which have been taken are of a general nature, and that they have not been very successful.

The fifth part of the report is devoted to a description of the various measures which have been taken to relieve the suffering. It is found that the measures which have been taken are of a general nature, and that they have not been very successful.

The sixth part of the report is devoted to a description of the various measures which have been taken to relieve the suffering. It is found that the measures which have been taken are of a general nature, and that they have not been very successful.

The seventh part of the report is devoted to a description of the various measures which have been taken to relieve the suffering. It is found that the measures which have been taken are of a general nature, and that they have not been very successful.


The eighth part of the report is devoted to a description of the various measures which have been taken to relieve the suffering. It is found that the measures which have been taken are of a general nature, and that they have not been very successful.

The ninth part of the report is devoted to a description of the various measures which have been taken to relieve the suffering. It is found that the measures which have been taken are of a general nature, and that they have not been very successful.

The tenth part of the report is devoted to a description of the various measures which have been taken to relieve the suffering. It is found that the measures which have been taken are of a general nature, and that they have not been very successful.

The eleventh part of the report is devoted to a description of the various measures which have been taken to relieve the suffering. It is found that the measures which have been taken are of a general nature, and that they have not been very successful.

The twelfth part of the report is devoted to a description of the various measures which have been taken to relieve the suffering. It is found that the measures which have been taken are of a general nature, and that they have not been very successful.



In the White Paper "Old Houses into New Homes" the Minister of Housing and Local Government sets out his proposals for raising the present maximum limits of Discretionary Grant from £400 to £1,000, and maximum Standard Grant from £155. to £200, but it will be noted from the Summaries (Pages 24 and 25) that although the overall average grant aid in Blyth has increased for Discretionary Grants from £202.9.7d to £325.8s.0d. between 1955 and 1968, and for Standard Grants from £123.8s.7d to £130.6s.8d between 1959 and 1968, we are still within the existing maxima and, considering the owner must find fifty percent of the improvement costs, plus, in some cases, cost of repair works, it is unlikely that the new ceiling figures will make much difference, at least for some time.

The details given above do not include any Council-owned dwellings which have been the subject of improvement schemes by the Borough Engineer's Department.

HOUSES FOR AGRICULTURAL POPULATION.

Annual certificates were issued in respect of the fourteen new dwellings constructed since 1958.

HOUSES IN MULTIPLE OCCUPATION.

The Housing Acts 1961 to 1964 gave local authorities powers to control conditions arising due to multiple occupation, by the making of management orders, the provision of additional services and directions to prevent or reduce overcrowding.

We are fortunate in Blyth in that these older type houses which might lend themselves to multi-occupation have not, to any degree, become occupied by more than one family but are still either owner-occupied or of single tenancy. In the past five years the occasional house has required attention but this has principally been done by the service of an informal schedule of works, followed by the requirements of the Chief Fire Officer, and these combined requirements have generally had the desired effect.

On information received from the Rating and Housing Officer there are, however, some applications from persons living-in or without a home of their own, the majority of whom are probably living with in-laws or other relatives. Such houses as these could, in fact, be classified as being in multi-occupation but are generally not lettings primarily for gain.

RENT ACT, 1957.

No applications were received during the year, and the current position is -

- | | |
|---|-----|
| 1. Certificate of Disrepair issued. | 40. |
| 2. Certificate of Non-Compliance with undertakings. | 26. |

GENERAL.

Including 1,001 inspections in connection with the housing survey for future possible improvement areas, a total of 1,980 inspections were made, ranging from general enquiries, applications, overcrowding, slum clearance, improvement grants, proposed house purchase, houses in multiple occupation, to Rent Act enquiries.

Details of action relating to unfit houses, new house construction and improvement grants are given in the following pages.



in the State of New York. The Bureau of Land Management has been authorized to acquire the lands described in the accompanying list for the purpose of establishing a National Monument. The lands are situated in the State of New York and are of the following description: (1) A certain tract of land situated in the County of Albany, State of New York, containing approximately 100 acres, more or less, and (2) A certain tract of land situated in the County of Rensselaer, State of New York, containing approximately 50 acres, more or less. The lands are situated in the State of New York and are of the following description: (1) A certain tract of land situated in the County of Albany, State of New York, containing approximately 100 acres, more or less, and (2) A certain tract of land situated in the County of Rensselaer, State of New York, containing approximately 50 acres, more or less.

The lands are situated in the State of New York and are of the following description: (1) A certain tract of land situated in the County of Albany, State of New York, containing approximately 100 acres, more or less, and (2) A certain tract of land situated in the County of Rensselaer, State of New York, containing approximately 50 acres, more or less.

STATE OF NEW YORK

Local authorities are requested to report to the Bureau of Land Management the following information:

STATE OF NEW YORK

The following information is requested from the local authorities: (1) A description of the lands situated in the County of Albany, State of New York, containing approximately 100 acres, more or less, and (2) A description of the lands situated in the County of Rensselaer, State of New York, containing approximately 50 acres, more or less. The lands are situated in the State of New York and are of the following description: (1) A certain tract of land situated in the County of Albany, State of New York, containing approximately 100 acres, more or less, and (2) A certain tract of land situated in the County of Rensselaer, State of New York, containing approximately 50 acres, more or less.

STATE OF NEW YORK

1. Description of the lands situated in the County of Albany, State of New York, containing approximately 100 acres, more or less, and (2) A description of the lands situated in the County of Rensselaer, State of New York, containing approximately 50 acres, more or less.

STATE OF NEW YORK

The following information is requested from the local authorities: (1) A description of the lands situated in the County of Albany, State of New York, containing approximately 100 acres, more or less, and (2) A description of the lands situated in the County of Rensselaer, State of New York, containing approximately 50 acres, more or less. The lands are situated in the State of New York and are of the following description: (1) A certain tract of land situated in the County of Albany, State of New York, containing approximately 100 acres, more or less, and (2) A certain tract of land situated in the County of Rensselaer, State of New York, containing approximately 50 acres, more or less.

DISCRETIONARY GRANTS - SUMMARY.

APPLICATIONS.			COMPLETIONS.			
Year.	Approved.	Refused.	Owner-occupied Grant. £. s. d.	Tenanted Grant. £. s. d.	Owner-Occupied. £. s. d.	Tenanted. £. s. d.
1955/67	326	11	19,568. 15. 0.	44,418. 15. 0.	58	217
1968	29	-	4,657. 0. 0.	4,731. 10. 0.	17	18
	355	11	24,225. 15. 0.	49,150. 5. 0.	75	235

£73,376. 0. 0.

310 £62,768. 10. 0.

CONVERSION APPLICATIONS.

CONVERSION COMPLETIONS.

Year.	Approved.	No. of Dwellings.	Owner-occupied Grant. £. s. d.	Tenanted Grant. £. s. d.	Owner-occupied. £. s. d.	Tenanted. £. s. d.
1955/67	28	30	3,832. 0. 0.	3,606. 0. 0.	10	8
1968	1	1	372. 10. 0.	Nil.	1	-
	29	31	4,204. 10. 0.	3,606. 0. 0.	11	8

£7,810. 10. 0.

19 £4,616. 10. 0.

STANDARD GRANTS - SUMMARY.

APPLICATIONS.			COMPLETIONS.			
Year.	Approved.	Refused.	Owner-occupied Grant. £. s. d.	Tenanted Grant. £. s. d.	Owner-occupied. £. s. d.	Tenanted. £. s. d.
1955/67	110	1	8,843. 10. 0.	6,565. 0. 0.	53	42
1968	9	-	1,090. 0. 0.	110. 0. 0.	7	2
	119	1	9,933. 10. 0.	6,675. 0. 0.	60	44

£16,608. 10. 0.

104 £12,836. 13. 10.

AVERAGE COST PER COMPLETED DWELLING - 1955/68.

DISCRETIONARY:	310	£62,768. 10. 0.	-	£202. 9. 7. per house.
" CONVERSIONS:	19	£4,616. 10. 0.	-	£242. 19. 7. " "
STANDARD:	104	£12,836. 13. 10.	-	£123. 8. 7. " "

1968 COMPLETION COSTS.

DISCRETIONARY:	36.....	£11,714. 10. 0.	-	£325. 8. 0. per house.
STANDARD:	9	£1,173. 0. 0.	-	£130. 6. 8. " "

STANDARD GRANTS - PROVISION OF AMENITIES.

YEAR.	FIXED BATHS OR SHOWERS.	WASH BASINS.	HOT WATER SUPPLIES.	WATER CLOSETS.	FOOD STORAGE FACILITIES.
1955/67	79	82	76	92	30
1968	9	8	7	9	5
	88	90	83	101	35

