

[Report 1955] / Medical Officer of Health, Blaydon U.D.C.

Contributors

Blaydon (Durham, England). Urban District Council.

Publication/Creation

1955

Persistent URL

<https://wellcomecollection.org/works/weun4saa>

License and attribution

You have permission to make copies of this work under a Creative Commons, Attribution license.

This licence permits unrestricted use, distribution, and reproduction in any medium, provided the original author and source are credited. See the Legal Code for further information.

Image source should be attributed as specified in the full catalogue record. If no source is given the image should be attributed to Wellcome Collection.



Wellcome Collection
183 Euston Road
London NW1 2BE UK
T +44 (0)20 7611 8722
E library@wellcomecollection.org
<https://wellcomecollection.org>

Library

HEALTH
10 OCT 56
CB 17

BLAYDON URBAN DISTRICT COUNCIL

ANNUAL REPORT


OF THE

Medical Officer of Health

FOR THE

Year ending 31st December

1955



BLAYDON URBAN DISTRICT COUNCIL

ANNUAL REPORT


OF THE

Medical Officer of Health

FOR THE

Year ending 31st December

1955



Digitized by the Internet Archive
in 2017 with funding from
Wellcome Library

<https://archive.org/details/b28934568>

PUBLIC HEALTH OFFICERS OF THE LOCAL AUTHORITY
1955

Medical Officer of Health:

JAMES TAYLOR, O.B.E., M.B., Ch.B., D.P.H., D.T.M. & H.

Senior Sanitary Inspector:

GEORGE E. RENWICK, M.S.I.A.

Additional Sanitary Inspectors:

WILSON JOYCE, M.S.I.A.

ALAN BELL, M.S.I.A.

Public Health Clerk:

BRENDA WEGG

Public Health Department,
Council Offices,
Blaydon-on-Tyne.
July, 1956.

To the Chairman and Members of the
Urban District Council of Blaydon.

Ladies and Gentlemen,

I have pleasure in presenting my Annual Report for the year 1955.

The Live Birth Rate was 16.19 as compared with 16.46 in 1954. The Death rate was 11.25 as compared with 11.29 in 1954. The Infantile Mortality rate was 24 compared with 26 in the previous year.

The two chief causes of death were Cardiovascular disease with 162 and Cancer with 63. The only recorded deaths from infectious diseases were three deaths from Tuberculosis. The Death rate from Tuberculosis (all forms) was 0.09 per 1,000 population which compared favourably with the County rate of 0.20 and England and Wales rate of 0.15.

Of other infectious diseases the two most prevalent in 1955 were measles with 243 and whooping cough with 102. Diphtheria was again absent.

Housing remains the most pressing public health problem. With over 1,000 unfit houses and considerably more which will become so in the next ten to twenty years it is obvious that a continuous and persistent policy of slum clearance and rehousing must be adhered to. Sanitary housing will do more for the people than almost any other possible measure.

In a more limited sphere, smoke is another problem. Lower Blaydon (including Blaydon Haughs area) is plagued by continuous smoke and dirt from factories and railway sheds to which the Stella Power Stations add their quota. In addition to all this there are chemical fumes of various types (acids - plastic solvents, etc.) which pollute the atmosphere. Industry is there to stay and if we cannot take the smoke from the people we must

take the people from the smoke. In other words the policy should be to gradually eliminate all dwelling houses from the Haughs and lower Blaydon and leave the area to industry and commerce.

In 1955 there were 11 cases of food poisoning but delay in notification tended to make any investigations of little value. **Immediate** notification is absolutely essential if investigations are to be of any use at all.

I am much obliged to the County Medical Officer of Health, the Surveyor, the Chief Financial Officer, and the Housing Surveyor for information included in this report.

Thanks are also due to the Staff of the Health Department for their assistance and co-operation in compiling this report.

I am, Ladies and Gentlemen,

Your obedient servant,

JAMES TAYLOR,
Medical Officer of Health.

MEDICAL OFFICER'S ANNUAL REPORT

The acreage is 9,325 acres.

Present density of population is 3.26 persons per acre.

Highest density of population (in 1925) was 3.96 persons per acre.

Population

The Registrar General's estimate of our mid-1955 civilian population is 30,310, a decrease of 50 on last year.

At the 1931 census the population stood at 32,248,

At the 1951 census the population was 30,791.

In the last twenty-five years the population of the Blaydon Urban District has declined by 1,938 persons.

The number of inhabited houses at the end of 1955 was 9,629.

The density of persons per house was therefore 3.15.

Comparability factors:-

Births	0.96
Deaths	1.14

Rateable Value

The rateable value of the district as at 31st December, 1955 was £228,583 excluding Freight, Transport and Electrical Hereditaments. The average rateable value per head of population was £7-10-10, and the estimated product of a 1d. rate was £850.

Industries of the District

These are chiefly mining and ancillary industries for production of coke and other by-products. There are also Iron and Steel Engineering Works, Iron Foundries and Chemical Works. Blaydon is also a Railway Centre with large Locomotive Sheds.

Agriculture - chiefly dairy farming - is an important industry in the area.

Physical Features

Hilly area, Blaydon and Rowlands Gill lie low, Winlaton and Chopwell high. The rivers Tyne and Derwent form parts of the boundary.

Vital Statistics for the Year 1955.

Births

Total Live Births	491	246M.	245F
Total Legitimate Births	477	238M.	239F
Total Illegitimate Births	14	8M.	6F
Total Still Births	14	6M.	8F

This gives a Live Birth Rate of 16.19 per 1,000 population compared with 16.46 in 1954 and a Still Birth Rate of 0.46 per 1,000 population (1954 - 0.36).

Live Birth Rate for Blaydon	16.19
Live Birth Rate for Administrative County	17.12
Live Birth Rate for England and Wales	15.00

Deaths

The total number of deaths recorded during the year was 341 (189 males and 152 females). This gives a death rate of 11.25 per 1,000 population (1954 - 11.29).

Death Rate for England and Wales	11.7
Death Rate for Administrative County...	11.2

The Cardio-Vascular group of diseases was again the chief cause of death, viz. 162.

The next most important cause of death was Cancer with 63 deaths.

The only recorded deaths from Infectious Diseases were 3 cases of Tuberculosis.

Infantile Mortality

Total deaths of infants under one year of age in 1955 was 12 (M. 10 and F. 2) of which 9 (M. 8 and F. 1) occurred during the first four weeks of life. The Infantile Mortality Rate is 24 per 1,000 live births (1954 - 26).

The Infantile Mortality Rate for the Administrative County is 32.00 per 1,000 live births.

The Infantile Mortality Rate for England and Wales is 24.9 per 1,000 live births.

Maternal Mortality

There were no deaths from maternal causes during the year. The Maternal Mortality Rate for the Administrative County is 0.50 and 0.64 for England and Wales per 1,000 total births.

Tuberculosis

There were two deaths (1 male and 1 female) from Pulmonary Tuberculosis and one death (female) from Non-Pulmonary Tuberculosis. This compares with a total of six deaths from Pulmonary Tuberculosis in 1954.

Death Rate from all forms of Tuberculosis 0.09 per 1,000 population.

County Death Rate from all forms of Tuberculosis 0.20 per 1,000 population.

England and Wales - death rate from all forms of Tuberculosis 0.15 per 1,000 population.

New cases of Tuberculosis notified during the year numbered 24 Pulmonary (11 M. and 13 F.) and one Non-Pulmonary Tuberculosis (male).

In 1954 32 cases of Pulmonary Tuberculosis and 2 cases of Non-Pulmonary Tuberculosis were notified.

Ambulance Facilities

Durham County Council provides the ambulance service under the National Health Service Act.

Doctors, Nurses and Dentists requiring an ambulance for any of their patients contact the nearest Ambulance control, and the Officer in Charge arranges the necessary transport.

In the case of accident or other serious emergency, any responsible person may summon an ambulance by telephoning the Ambulance Control.

The nearest Ambulance Control to Blaydon is at the Ambulance Station, Villa Real, Consett (Telephone No. Consett 411.)

District Nursing

The County Council is the responsible Authority under Section 25 of the National Health Service Act for the provision of a Home Nursing Service. Any requests for a Home Nurse should be made to the nurse resident in the district or to the County Medical Officer's Superintendent of Home Nursing.

Treatment Centres and Clinics

Clinics for school children, maternity and child welfare are provided by the County Council at various centres throughout the district.

Dental and Sun-ray treatment are available for mothers and

children at the Axwell Park, Blaydon Clinic which is the main centre in the district.

Hospital Provision

The provision of Hospital, Sanatorium and Maternity Home accommodation is the responsibility of the Newcastle upon Tyne Regional Hospital Board.

National Health Service Act, 1946.

No. 1 Area (Blaydon, Ryton and Whickham Urban Districts) Sub-Committee of the County Health Committee deals with the undermentioned services:—

- (a) Health Centres.
- (b) Maternity and Child Welfare.
- (c) Midwifery.
- (d) Health Visitors.
- (e) Home Nursing.
- (f) Vaccination and Immunisation.
- (g) Ambulances.
- (h) Prevention of Illness and Care and After-Care of Sick Persons.
- (i) Domestic Help.

Infectious Diseases

Cases of Infectious Diseases are now removed to the Sheriff Hill Infectious Diseases Hospital or to the Walkergate Hospital.

In the event of Smallpox occurring in the district such cases would be treated at the Langley Park Hospital.

Venereal Diseases

These are treated at the Venereal Diseases Clinic, City Hospital, Westgate Road, Newcastle upon Tyne.

Prevalence of, and Control over Infectious Diseases

Typhoid Fever.

No cases were notified.

Para-Typhoid Fever.

Four cases were notified, males 4. (2 proved to be negative).

Smallpox.

No cases were notified.

Typhus Fever.

No cases were notified.

Scarlet Fever.

15 cases were notified (males 9, females 6) which were evenly distributed through the year.

Diphtheria.

No cases were notified.

Diphtheria Prophylaxis.

Under 1 year	208
1 year	76
2 years	13
3 years	13
4 years	9
5 - 9 years	10
10 - 15 years	2

Total — 331.

Measles

243 cases were notified (males 128, females 115).

Whooping Cough

102 cases were notified (males 43, females 59).

Pneumonia

2 cases were notified (male 1, female 1).

Erysipelas

No cases occurred.

Meningococcal Infection

No cases occurred.

Ophthalmia Neonatorum

No cases occurred.

Acute Infective Encephalitis

No cases occurred.

Acute Poliomyelitis

Paralytic—no cases occurred.

Non-Paralytic—1 case was notified (female).

Puerperal Pyrexia

No cases occurred.

Dysentery

29 cases were notified (males 14, females 15).

Tuberculosis

Respiratory Tuberculosis

24 cases (males 11, females 13).

Meningeal and C.N.S. Tuberculosis

Nil.

Other Tuberculosis

1 case was notified (male).

Food Poisoning, 1955.

No. of Cases	Bacteriological Report proved	Food Suspected
6	No	Boiled Mutton
1	No	Nothing definite
2	No	Nothing definite
2	No	Cooked Tongue
Total 11	—	—

Laboratory Facilities

All specimens for bacteriological examination are sent to the Public Health Laboratory, Pathological Institute, General Hospital, Westgate Road, Newcastle upon Tyne 4, by arrangement with the Durham County Council. They are examined free of cost to both practitioners and patients.

The following table shows particulars of 1,200 examinations carried out in respect of residents of the Blaydon Urban Area during 1955.

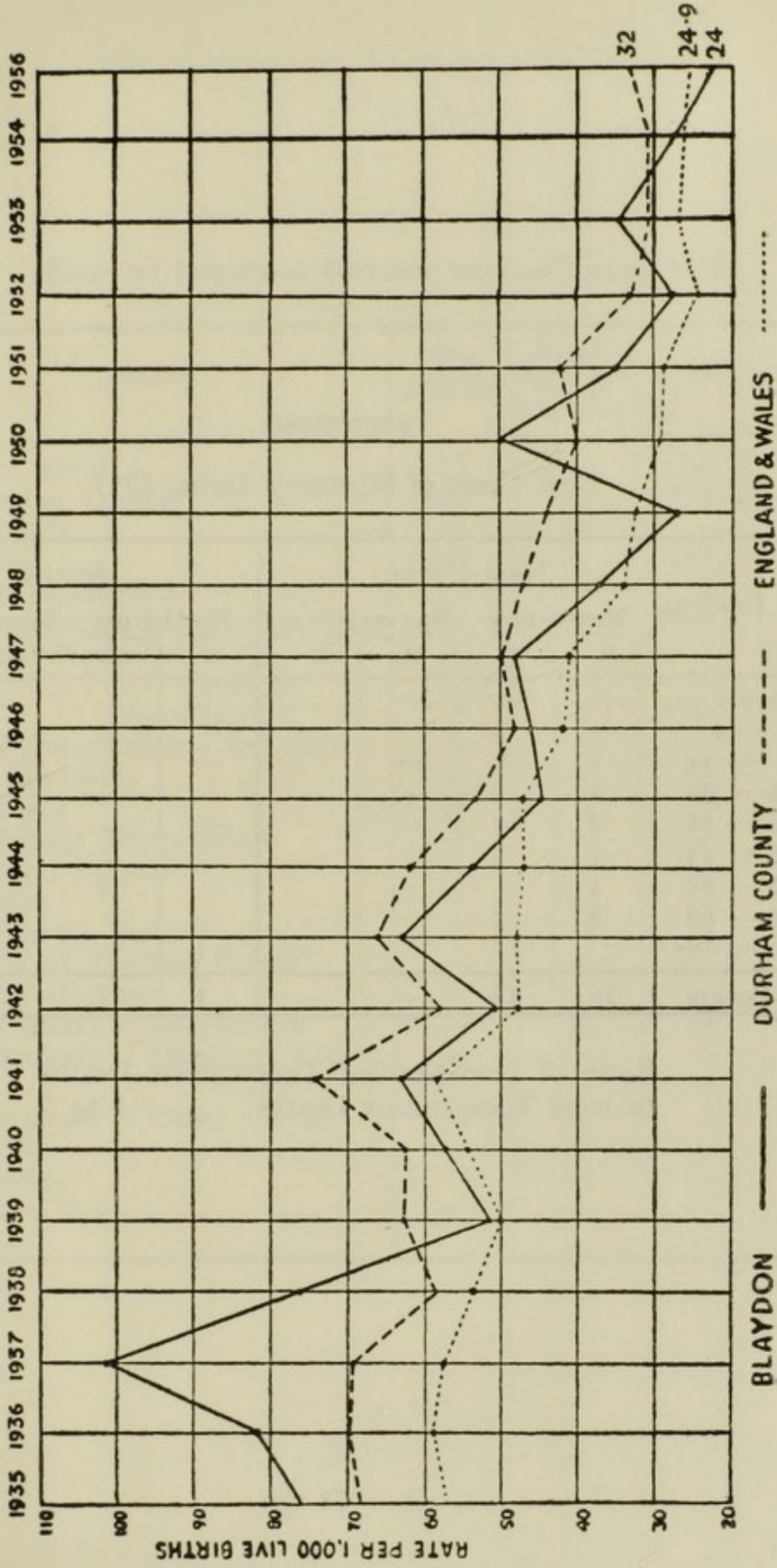
Bacteriological Examinations for the Blaydon District 1955.

				No. of Specimens Positive
Blood	5 —
Faeces	258 —
Enteric	— 12
Dysentery	— 52
Food Poisoning	— 5
Others	— 1
Urine	20 —
Organisms	— 8
Swabs	13 —
Diphtheria	— —
Haemolytic Streptococci	— 3
Vincent's Angina	— 2
Others	— 3
Sputum	760 —
Tuberculosis	— 108
Miscellaneous	144 24

Note: Miscellaneous includes examinations of Cerebro-Spinal Fluid and Pleural Fluids etc.

Graph comparing Infantile Mortality Rate for Blaydon, Durham County, England and Wales since

6



Tuberculosis

New Cases of Mortality during 1955

Age Periods	New Cases.				Deaths.			
	Respirotory		Non-respirotory		Respirotory		Non-respirotory	
	M.	F.	M.	F.	M.	F.	M.	F.
Under 1 yr.	—	—	—	—	—	—	—	—
1 — 4	—	1	—	—	—	—	—	—
5 — 14	1	1	—	—	—	—	—	—
15 — 24	1	6	—	—	—	—	—	—
25 — 34	3	2	—	—	—	—	—	—
35 — 44	1	4	—	—	—	—	—	—
45 — 54	1	—	—	—	—	1	—	—
55 — 65	3	1	—	—	—	—	—	—
65 and over	—	—	—	—	1	—	—	1
Totals	10	15	—	—	1	1	—	1

Ratio of Non-Notified Tuberculosis Deaths
to total Tuberculosis Deaths ... 1 to 3

Cases of Infectious Diseases notified during 1955

DISEASE	TOTAL CASES NOTIFIED	CASES ADMITTED TO I.D. HOSPITALS	POSITIVE	NEGATIVE
Scarlet Fever	15	—	12	—
Whooping Cough	102	2	102	—
Diphtheria	—	—	—	—
Measles	243	—	243	—
Acute Pneumonia	2	—	2	—
Meningococcal Infection	—	—	—	—
Acute Poliomyelitis				
Paralytic	—	—	—	—
Non-Paralytic	1	1	—	1
Acute Encephalitis - Infective	—	—	—	—
Post Infections	—	—	—	—
Dysentery	29	1	17	12
Ophthalmia Neonatorum	—	—	—	—
Puerperal Pyrexia	—	—	—	—
Smallpox	—	—	—	—
Paratyphoid Fevers	4	3	2	2
Enteric or Typhoid Fevers	—	—	—	—
Food Poisoning	11	—	—	11
Tuberculosis - Respiratory	24	22	24	—
Tuberculosis - Meninges and C.N.S.	—	—	—	—
Tuberculosis - Other Forms	1	—	1	—
Malaria	—	—	—	—
Erysipelas	—	—	—	—
Chicken Pox	—	—	—	—

Infectious Diseases

1955

Analysis of Positive Cases into Age Groups

Disease	Under 1 year	1 year	2 years	3 years	4 years	5-9 years	10-14 years	15-19 years	20-34 years	35-44 years	45-64 years	65 years and over	Total
Scarlet Fever	—	—	1	1	1	7	1	—	1	—	—	—	12
Whooping Cough	10	15	12	14	15	34	2	—	—	—	—	—	102
Measles	11	32	35	44	38	81	1	1	—	—	—	—	243
Dysentery	—	1	—	3	—	5	1	—	2	4	1	—	17
Para-Typhoid	—	—	—	—	—	2	—	—	—	—	—	—	2
Erysipelas	—	—	—	—	—	—	—	—	—	—	—	—	—
Meningococcal Infection	—	—	—	—	—	—	—	—	—	—	—	—	—
Poliomyelitis—Paralytic	—	—	—	—	—	—	—	—	—	—	—	—	—
Non-Paralytic	—	—	—	—	—	—	—	—	1	—	—	—	1
Food Poisoning	—	—	—	—	—	—	—	—	—	—	—	—	—
Pneumonia	—	—	—	—	—	2	—	—	—	—	—	—	2
Totals	21	48	48	62	54	131	5	1	4	4	1	—	379

**Registrar General's Short List of Causes
of Death during 1955.**

Causes of Death	Males	F'males
1. Tuberculosis of Respiratory System ...	1	1
2. Other Forms of Tuberculosis ...	—	1
3. Syphilitic Disease ...	—	—
4. Diphtheria ...	—	—
5. Whooping Cough ...	—	—
6. Meningococcal Infection ...	—	—
7. Acute Poliomyelitis ...	—	—
8. Measles ...	—	—
9. Other Infective and Parasitic Disease ...	1	1
10. Malignant Neoplasm - Stomach ...	6	1
11. Malignant Neoplasm - Lung Bronchus ...	12	1
12. Malignant Neoplasm - Breast ...	—	4
13. Malignant Neoplasm - Uterus ...	—	5
14. Other Malignant & Lymphatic Neoplasms	18	16
15. Leukaemia, Aleukaemia ...	2	—
16. Diabetes ...	1	3
17. Vascular Lesions of Nervous System ...	19	23
18. Coronary Disease, Angina ...	30	21
19. Hypertension with Heart Disease ...	7	7
20. Other Heart Disease ...	25	21
21. Other Circulatory Disease ...	5	4
22. Influenza ...	—	—
23. Pneumonia ...	10	4
24. Bronchitis ...	13	7
25. Other Diseases of Respiratory System	2	1
26. Ulcer of Stomach and Duodenum ...	1	—
27. Gastritis, Enteritis and Diarrhoea ...	1	—
29. Nephritis and Nephrosis ...	2	5
29. Hyperplasia of Prostate ...	5	—
30. Pregnancy, Childbirth, Abortion ...	—	1
31. Congenital Malformations ...	1	1
32. Other Defined and Ill-defined Diseases ...	11	22
33. Motor Vehicle Accidents ...	—	1
34. All Other Accidents ...	12	—
35. Suicide ...	4	1
36. Homicide and Operations of War ...	—	—
Totals ...	189	152

SANITARY CIRCUMSTANCES OF THE AREA.
REPORT OF THE SENIOR SANITARY INSPECTOR

Water Supply

Except for 14 houses at Stella and a few isolated houses which have private supplies, all the dwelling houses in the district are supplied from the companies' mains. The township of Blaydon is supplied by the Newcastle and Gateshead Water Company and the remainder of the district by the Durham County Water Board.

Drainage and Sewerage

All sewage from Blaydon, Winlaton and Stella is discharged untreated into the river Tyne and that from the remainder of the district is treated before being discharged into the river Derwent.

The re-organisation of the sewage disposal works in the Rowlands Gill area mentioned in last years report is progressing and tenders for the work were accepted in February, 1956.

Closet Accomodation

Sanitary Accommodation	Number at 31-12-54	Increase or Decrease during the year					Number at 31-12-55
		By Conversion	By Improvement	By New Houses	Discontinued Houses Demolished, etc.	Total Increase or Decrease	
Water Closets	11130	+5	+7	+216	-26	+202	11332
Ash Closets	373	-5	-	-	-14	-19	354
Privy Middens	36	-	-	-	-10	-10	26

Collection and Disposal of Household Refuse

In certain parts of the district where the houses are occupied by miners and where there is a larger amount of refuse, two

collections per week have been necessary. In all other parts of the district a weekly collection has been made.

A new vehicle (Karrier Woodcock) was purchased and commenced operating on the 7th of March. An old Vulcan 15 years old was sold as scrap and at the end of the year 6 vehicles were in use, five on regular rounds and one spare.

27 men including 2 working foremen, one at each depot, are regularly employed on collection.

2 men are regularly employed on disposal.

1 man is employed in the Salvage Depot and as relief loader, when necessary.

2 vehicles, 2 drivers, 10 loaders and 1 tip man are based at and operate from each of the 2 depots, Winlton and Chopwell. One vehicle, a driver and 2 loaders, based at Winlton, operates in all parts of the district cleansing ash closets and outlying premises.

The following is a copy of the annual cost statement for the financial year ending 31st March, 1956 which has been forwarded to the Ministry of Housing and Local Government.

Item	Particulars	Collection	Disposal	Totals	Percentage of total gross expenditure
	1	2	3	4	5
	Revenue Account	£	£	£	%
1—	Gross Expenditure				
i.	Labour	11702	989	12691	69
ii.	Transport	4049	—	4049	22
iii.	Plant, equipment land and buildings	1118	473	1591	9
iv.	Other items				
v.	Total Gross Expenditure	16869	1462	18331	100
2—	Gross Income	725	256	981	—
3—	Nett Cost	16144	1206	17350	—
4—	Capital expenditure met from revenue (included above)		—	—	—
5—	Unit Costs	s d	s d	s d	
	Gross cost per ton labour only	15 9	1 3	17 0	
6—	Gross cost per ton transport only	5 3	—	5 3	
7—	Net cost (all expenditure) per ton	20 10	1 7	22 5	
		£	£	£	
8—	Net cost per 1,000 population	534	40	574	
9—	Net cost per 1,000 premises	1670	125	1795	

Operational Statistics

10.	Area (Statute acres)—land and inland water.....	9,325 acres
11.	Population at 30th June, 1955 (Registrar-General's Estimate)	30,310 persons
12.	Total refuse collection (tons)	15,481 tons
13.	Weight (cwts) per 1,000 population per day (365 days to year)	28.3 cwts.
14.	Number of premises from which refuse is collected	9,629 premises
15.	Premises from which collections are made at least once weekly	100% of total
16.	Average haul, single journey, to final disposal point	1.25 miles
17.	Kerbside collection, if practised, expressed as estimated percentage of total collection	Nil%
18.	Total refuse disposed of	15,481 tons
19.	Methods of disposal (Salvage excluded):—	
	(a) Crude tipping	—%
	(b) Controlled tipping	100%
	(c) Direct incineration	—%
	(d) Separation and incineration ...	—%
	(e) Other methods (state nature)	—%
		100%

20. Salvage and Trade refuse.

Analysis of income and tonnage:—

		Income (Included in Item 2) £	Tonnage (Included in Item 2) Tons
Salvage			
(a) Raw Kitchen Waste ...	—	—	—
(b) Scrap Metal ...	—	—	—
(c) Waste Paper ...	500	56	—
(d) Other Salvage ...	—	—	—
	—	—	—
(e) Totals ...	500	56	—
	—	—	—
Trade Refuse ...	225	180	—

Summary of Sanitary Defects and Nuisances Remedied.

General Summary

	No. of Inspections	No. of Informal Notices Served	No. of Statutory Notices Served	Defects Remedied after Notice	Legal Proceedings & General Remarks
Housing:—					
Public Health and Housing Acts ..	2135	191	18	197	—
Overcrowding ...	—	—	—	—	—
Sanitary Conveniences:—					
Insufficient Defective	140	53	—	47	—
Drainage ..	174	68	—	72	—
Water Supply ...	82	33	—	33	—
Food Premises	323	—	—	—	*
Shops Act	423	—	—	—	—
Dairies	11	—	—	—	—
Slaughter Houses:—					
Public	—	—	—	—	—
Private ..	208	—	—	—	**
Tents, Vans, etc. ...	2	1	—	1	—
Offensive Trades ..	—	—	—	—	—
Factories and Workplaces	—	—	—	—	—
Keeping of Animals ..	4	1	—	1	—
Insanitary Ashpits & Receptacles	171	171	—	—	—
Offensive Accumulations ...	9	2	—	2	—
Smoke Nuisances ...	8	—	—	—	—
Prevention of Damage by Pests Act, 1949 ...	224	—	—	—	—
Total	3914	520	18	353	—

* Improvements by arrangements

** Includes visits for meat inspection

Offices

Offices have been visited and action taken where necessary.

Camping Sites

There are no licensed camping sites in the district.

Picture Halls

The 8 Picture Halls in the district have been visited and any necessary action taken.

Swimming Baths

There are no swimming baths in the area.

Factories' Act, 1937 - 1948

Factories in the district have been visited and any contraventions found were dealt with informally.

Bakehouses

One new bakehouse has commenced operation in place of one not up to standard which has been closed down.

Housing

The re-housing of families displaced in the six Clearance Areas confirmed by the Minister on the 8th day of March, 1955 is proceeding according to schedule.

Inspections of unfit houses to be dealt with as Clearance Areas or Individual unfit houses during 1956 were carried out in areas, Blaydon, Rowlands Gill and Derwenthaugh.

I. Tabular Statement for Year 1955

New Houses Completed During Year	With State Assist- ance	Unaided	Totals
(a) By Local Authority ...	157	—	157
(b) By any other Housing Authority ...	—	—	—
(c) By Private Persons ...	1	54	55

2. Closing and Demolition of Houses

A. Formal Action.

- i. No. of houses demolished during year as a result of Clearance Schemes or other formal action ... 29
- ii. No. of houses closed but not demolished as a result of formal action ... Nil.
- iii. No. of houses in Clearance Areas and individual unfit houses demolition of which temporarily postponed ... Nil.
- iv. No. of houses in use as temporary accommodation (Housing, Repairs and Rents Act 1954 Part 1) ... Nil.

B. Informal Action.

- i. No. of houses permanently discontinued as dwellings as a result of informal action and not included above ... 21

3. Reconditioning and Repair

No. of houses made fit during year by procedure under Housing Acts (excluding temporary accommodation) or Public Health Acts:—

- (a) As a result of informal action ... 68
- (b) By owners as a result of statutory notice ... 4
- (c) By Local Authority in default of owners ... Nil.

4. Improvement Grants—Housing Act, 1949

- | | No. of
Separate Houses |
|--|---------------------------|
| (a) Applications submitted to Local Authority | ... Nil. |
| (b) Applications rejected by Local Authority | ... Nil. |
| (c) Total No. of applications approved since inception of scheme | ... Nil. |

Number of Houses in the District

Blaydon	2492
Stella	174
Winlaton	2351
Barlow	82

High Spen	747
Rowlands Gill	999
Victoria Garesfield and Highfield.....	654
Lintzford	24
Chopwell	1533
Blackhall Mill	237
Winlaton Mill	257
	9650

Slaughter Houses

Three Slaughter Houses, privately owned are licensed but regular slaughtering takes place in only two of them. All animals slaughtered during the year were examined after slaughter and where possible anti-mortem examinations were made.

For Tuberculosis

Bovine

- 1 Whole Carcase and all organs (45 stone).
- 6 Heads and Tongues.
- 4 pairs Lungs.
- 1 Mesenteric Fat.
- 12 lbs. Liver.

Pigs

- 2 Heads.

Other conditions rendering meat unsound

- 1 Whole Bullocks Carcase and all
organs (50 stone)Septicaemia
- 353 lbs. LiverParasitic
- 84 lbs. LiverAbscesses
- 4 pairs Pigs LungsCongestion
- 2 pair LungsAbscesses
- 1 Bovine KidneyCystic
- 8 lbs. PorkBruising
- 92 lbs. Frozen BeefBone Taint

SUMMARY OF INSPECTIONS

	Cows	Cattle exclud- ing Cows	Calves	Sheep and Lambs	Pigs
Number killed (if known)	2	241	2	379	105
Number Inspected	2	241	2	379	105
All Diseases except Tuberculosis					
Whole carcasses condemned	—	1	—	—	—
Carcases of which some part or organ was condemned	—	19	—	—	5
Percentage of the number inspected affected with disease other than Tuberculosis	—	8.2%	—	—	5%
Tuberculosis Only					
Whole carcasses condemned	—	1	—	—	—
Carcases of which some part or organ was condemned	—	7	—	—	2
Percentage of the number inspected affected with Tuberculosis	—	3.3%	—	—	1.9%
Cysticercosis					
Carcases of which some part or organ was condemned	—	—	—	—	—
Carcases submitted to treatment by refrigeration	—	—	—	—	—
Generalised and totally condemned	—	—	—	—	—

Food Inspection

The following quantities of food, found to be unsound were voluntarily surrendered and so disposed of as to prevent them being used for the food of man.

Meat

	No. of Tins.	Weight	
		Lbs.	Ozs.
Beef (Bone Taint)	—	237	0
Bacon	—	6	0
Beef Sausage	—	23	0
Liver	—	12	0
Canned Meats			
Bacon and Ham	26	312	15
Other Canned Meats	128	279	10
Fruit	211	255	11
Vegetables	51	61	1
Fish	16	39	11
Milk	23	20	2
Soup	13	8	11
Sundries			
Dry Fruit (Raisins)	—	15	0
Cheese	—	46	0
Cake	—	5	0
Lemon Butter	1	9	0

Registration of Premises under Section 14. Food and Drugs Act, 1938

42 shops are registered for the sale of and the storage for sale of Ice Cream.

3 premises are registered for the manufacture, storage for sale and for the sale of Ice Cream.

26 premises are registered for the manufacture of and sale of preserved foods etc.

Inspection of Food Premises

The four small catering establishments, the six bakehouses,

the two school kitchens, the three slaughter houses and all meat sale shops and fish and chip shops have been kept under regular supervision, and all other premises where food is prepared, stored for sale and sold have been visited at least once during the year.

Whilst generally, it might be said that the standard of most premises is fairly good there is still a need for more frequent inspections to enable better supervision of the persons employed in handling food.

With our present staff it is impossible to give any more time to this important duty except at the expense of other duties of equal importance which are clammering for attention.

Milk (Special Designations) Regulations, 1936-49.

Dealers' Licences

Pasteurised	22
Sterilised	50
Tuberculin Tested	19

Supplementary Licences

Pasteurised	1
Sterilised	1
Tuberculin Tested	1


Milk receiving depots and dairies have been visited and appropriate action taken.


Prevention of Damage by Pests Act, 1949.

During the year dwelling houses, business premises, and agricultural properties have been visited following complaint or in the course of survey under the above Act.

The bi-annual treatments of sewers were carried out with satisfactory results.

Sewage works and refuse tips were treated at least four times in the course of the year and where necessary additional treatment was given. All other Council properties have been kept under observation and treatment given where necessary.





Printed by
A. A. Fletcher & Son Ltd.
Swalwell.