

**[Report 1971] / Medical Officer of Health, Blackwell R.D.C.**

**Contributors**

Blackwell (England). Rural District Council.

**Publication/Creation**

1971

**Persistent URL**

<https://wellcomecollection.org/works/a4uwc56n>

**License and attribution**

You have permission to make copies of this work under a Creative Commons, Attribution license.


This licence permits unrestricted use, distribution, and reproduction in any medium, provided the original author and source are credited. See the Legal Code for further information.

Image source should be attributed as specified in the full catalogue record. If no source is given the image should be attributed to Wellcome Collection.



Wellcome Collection  
183 Euston Road  
London NW1 2BE UK  
T +44 (0)20 7611 8722  
E [library@wellcomecollection.org](mailto:library@wellcomecollection.org)  
<https://wellcomecollection.org>

Unable to display this page






BLACKWELL  
RURAL DISTRICT COUNCIL

ANNUAL  
HEALTH REPORT  
1971





BLACKWELL

RURAL DISTRICT COUNCIL

ANNUAL

HEALTH REPORT

1971

# BLACKWELL RURAL DISTRICT COUNCIL

## HEALTH COMMITTEE 1971

Chairman : Councillor H. Scrimshaw

Vice Chairman : Councillor J. J. Mugglestone, J.P.

Councillor J. Collins	Councillor L. McCormack
Councillor D. W. Coulson	Councillor T. E. Mellor
Councillor G. Dale	Councillor Mrs. E. G. Redfern
Councillor L. D. J. Fretwell	Councillor J. A. Rutland
Councillor H. Hubbard	Councillor G. Smith, c.c.
Councillor W. Hyatt	Councillor J. W. Wass
Councillor G. H. Jepson	Councillor J. H. Wilson
Councillor H. Lowe, c.c.	Councillor E. Wright, J.P.

## PUBLIC HEALTH STAFF

### Medical Officer of Health :

Dr. M. Joan Cash, M.R.C.S., L.R.C.P., D.P.H.,  
Blackwell R.D.C. Offices,  
'Dale Close', 100 Chesterfield Road South,  
Mansfield.

Tel. Mansfield 27561

(Until February, 1972).

Dr. P. Weyman, L.R.C.P. & S.E., L.R.F.P., & S., D.P.H.

M.F.C.M.,

"The Firs",

High Street,

Alfreton, Derby. DE5 7FJ

Tel. Alfreton 2614

(From August, 1972).

### Chief Public Health Inspector :

Arthur T. Singleton, M.A.P.H.I., A.M.INST.P.C., (a) (b) (c) (d)  
Meadow Lane,  
South Normanton.

Tel. South Normanton 532

### Clerk to Medical Officer of Health :

Mrs. C. L. Todd

### Deputy Chief Public Health Inspector and Specialist

#### Inspector for Housing (both areas) :

Geoffrey G. Eite, M.A.P.H.I. (a), Meadow Lane,  
South Normanton.

**Specialist Public Health Inspector for Smoke (both areas) :**

Stanley H. Price, M.A.P.H.I., F.R.S.H. (a) (b)  
Church Drive, Shirebrook.

Southern Area Offices,  
Meadow Lane, South Normanton  
(South Normanton 532)

**District Public Health Inspector :** Graham Harris,  
M.A.P.H.I., M.R.S.H.,  
Public Health Inspectors  
Diploma (including meat and  
other foods), (c)

**Pupil Public Health Inspectors :** Malcom Ashford.  
Andrew Dunlop.  
(Left June, 1971)

**Technical Assistant :** John K. Creear

**Technical Assistant Jnr. :** John W. Sherwood  
(Commenced Sept. 1971)

**Technical Assistant—Clean Air :** Dennis Crofts  
(Commenced Sept. 1971)

**Clerical Assistant :** Mrs. B. Mathers

**Shorthand typist :** Mrs. G. Lane

Northern Area Offices,  
Cliffe House, Church Drive, Shirebrook.  
(Shirebrook 2219)

**District Public Health Inspector :** James A. Young, M.A.P.H.I.  
(a) (b)

**Clerical Assistant :** Mrs. D. Parker  
(Left June 1971)  
Miss C. Beswick  
(Commenced July 1971)

- 
- (a) Certificate of the Royal Society of Health and Public Health Inspectors Joint Examination Board.
  - (b) Certificate of the Royal Society of Health for Meat Inspectors.
  - (c) Diploma of the Royal Society of Health in Smoke Inspection.
  - (d) Testamur of the Institute of Public Cleansing.



## PREFACE

### To the Chairman and Members of the District Council

Mr. Chairman, Lady and Gentlemen,

This report covers the year of office of my predecessor, Dr. Joan Cash, who resigned on obtaining another appointment.

The report is, therefore, brief after this interval.

It is necessary to comment on some points. Cancer caused 97 deaths in your District, 26 were due to lung cancer — 23 in men.

National statistics indicated 33,000 deaths in 1969 from lung cancer increasing at the rate of 1,000 a year.

Perhaps in the District we should start to take a long look at the reasons for this situation.

Progress in environmental control noted by your Chief Public Health Inspector is very important. Too long have we left conditions, which could easily be improved, as they are. To save money? Would not this expenditure to ensure a brighter cheerful environment lead to a better existence for many people in the area.

It is good to know at the time of writing that these changes are at last in hand.

The interest of Councillors and Members of the staff in health matters is much appreciated. Good team work makes a tremendous difference to the future development of an area.

Dr. Cash would wish to thank all those who were of assistance to her and the members of the staff who assisted in compiling her reports.

I am,

Your obedient servant,

P. WEYMAN, Medical Officer of Health.

"Dale Close",  
100 Chesterfield Road South,  
Mansfield.

## STATISTICS FOR THE AREA

Area (acres) .....	21,922
Population (Census) 1971 .....	42,495
Population mid-year (Registrar General) 1971 .....	42,470
Number of inhabited houses .....	14,569
Rateable value .....	£1,041,387
Sum represented by a Penny Rate .....	£9,353.75p

## VITAL STATISTICS

<b>BIRTHS</b>	Total	Male	Female
Live births .....	682	350	332
Rate per 1,000 population 16.1			
Illegitimate Live Births .....	63	30	33
Per cent of total live births 9			
Stillbirths .....	8	6	2
Rate per 1,000 total live and still births 12.0			
Total Live and Still births....	690	356	334
Infant Deaths (deaths under one year) ....	16	8	8
Infant Mortality Rates :—			
Total infant deaths per 1,000 total live births .....			23.0
Illegitimate infant deaths per 1,000 illegitimate live births .....			16.0
Neo-natal Mortality Rate (deaths under four weeks per 1,000 total live births .....			15.0
Early Neo-natal Mortality Rate (Deaths under one week per 1,000 total live births) ....			12.0
Peri-natal Mortality Rate (stillbirths and deaths under one week per 1,000 total live and stillbirths) ....			23.0
Maternal Mortality (including abortion) ....			Nil
Rate per 1,000 total live and stillbirths .....			Nil

### Comments

The birth rate again shows a drop and is now almost at the national average of 16. The number of illegitimate births per-cent of total live births is 9%.

There were 16 infant deaths during the year as compared with 12 for 1970. 10 of the deaths occurred during the first four weeks of life.

There were no maternal deaths this year.



The infant mortality rate and associated vital statistics are in some cases higher than the national figures.

Below is a table comparing the vital statistics for the past 4 years :—

	1968	1969	1970	1971
Births	791	754	718	682
Deaths	489	481	500	471
Stillbirths	11	9	10	8
Infant Deaths	20	12	12	16
Infant Mortality Rate	25	16	17	23
Neo-natal Mortality Rate	16.4	7	7	15
Maternal Mortality Rate	nil	1.3	nil	nil

Our figures for 1971 and the National ones are as follows :—

	<i>Blackwell</i>	<i>England and Wales</i>
Infant Mortality Rate	23	18
Neo-natal Mortality Rate	15	12
Peri-natal Mortality Rate	23	22
Early Neo-natal Mortality Rate	12	10
Livebirths	16.1	16
Stillbirths	12	12
Deaths	13.5	11.6

## DEATHS

Total	Male	Female
471	245	226

The death rate is lower than the rate for last year but is higher than the rate for England and Wales. There were more deaths of males than females and the total number of deaths was 471 as compared with 500 last year. 136 of the total deaths were over the age of 65, and 191 over the age of 75.

**Cancer** caused a total of 97 deaths, 45 of these females. The total is an increase on last year. 26 of these deaths were due to lung cancer, 23 in males and 3 in females.

**Coronary Heart Disease** claimed 98 victims. All but 7 of the cases occurred in persons aged 55 years of age and over.

**Circulatory Disease** including "strokes" caused 113 deaths. 92 of these were over the age of 65. Of these 59 were over 75 years of age. This is the commonest cause of death in old age.

**Bronchitis** caused 15 deaths, all except 1 in persons aged 55 years of age and over. All except 4 of the total deaths were in males.

**Accidental Death** — there were 13 deaths from accidents this year. 2 of the deaths were from motor vehicle accidents. There was one death in a child under four weeks of age and 5 deaths of elderly persons aged 75 years of age and over.

**Suicides** — 2 deaths were recorded from suicide, one male and one female.

**Children's Deaths** — 16 deaths occurred in children under one year of age.

### SUMMARY OF MAIN CAUSES OF DEATH

	<i>Male</i>	<i>Female</i>	<i>Total</i>
Coronary Disease .....	58	40	98
Cancer .....	52	45	97
Circulatory Disease .....	55	58	113
Respiratory conditions .....	38	17	55
Other heart disease .....	16	25	41
Abdominal conditions....	5	6	11
All accidents .....	4	9	13
Suicides .....	1	1	2
Endocrine diseases .....	1	9	10
Diseases of Nervous system .....	4	4	8
Miscellaneous .....	11	12	23
<b>Total</b>	<b>245</b>	<b>226</b>	<b>471</b>

### Deaths arising from cancer over last four years :—

	<i>Male</i>	<i>Female</i>	<i>Total</i>
1971 .....	52	45	97
1970 .....	44	40	84
1969 .....	55	37	92
1968 .....	43	32	75

### Deaths arising from coronary disease over the last four years :—

	<i>Male</i>	<i>Female</i>	<i>Total</i>
1971 .....	58	40	98
1970 .....	68	45	113
1969 .....	70	34	104
1968 .....	84	41	125



**Accidental deaths and suicides over the last four years :—**

				<i>Male</i>	<i>Female</i>	<i>Total</i>
1971	....	....	....	5	10	15
1970	....	....	....	8	4	12
1969	....	....	....	6	8	14
1968	....	....	....	12	7	19

---

## **PREVALENCE OF, AND CONTROL OVER INFECTIOUS DISEASE**

There were no cases of diphtheria, poliomyelitis or typhoid fever notified during 1971.

During the year 480 children were immunised against diphtheria and 494 received booster injections.

**Scarlet Fever**

5 cases were notified compared with 13 in 1970. All but one of the cases occurred in children between 6 and 9 years of age ; the remaining case occurred in a man aged 28 years of age.

**Measles**

15 cases were notified, compared with 427 cases for 1970. All the cases occurred in children aged 9 years and under. Two-thirds of the cases occurred during the last two months of the year.

**Infective Jaundice**

28 cases were notified which is an increase on last year. Nearly all of the cases were in school children.

The organism causing Infective Jaundice can cause upsets in other members of the family but need not lead to jaundice.

**Whooping Cough**

6 cases were notified. The ages were varied ranging from 6 weeks to 9 years.

**Tuberculosis**

5 cases were notified — 4 respiratory, 1 non-respiratory. All the cases occurred in adults. 4 were in women.

Cases of Infectious Disease notified during the year 1971.

Notifiable Disease	Number of Cases notified													Total Cases notified in each Parish of the District								
	At all Ages	At Ages—years												Shirebrook	S. Normanton	Pinxton	Tibshelf	Blackwell	Pleasley	Scarliffe	A. Hucknall	Clapwell
		Under 1	1 to 2	2 to 3	3 to 4	4 to 5	5 to 10	10 to 15	15 to 20	20 to 35	35 to 45	45 to 65	65 & upwards									
Diphtheria .....	—	—	—	—	—	—	—	—	—	—	—	—	—	—	—	—	—	—	—	—	—	—
Dysentery .....	—	—	—	—	—	—	—	—	—	—	—	—	—	—	—	—	—	—	—	—	—	—
Acute Encephalitis .....	—	—	—	—	—	—	—	—	—	—	—	—	—	—	—	—	—	—	—	—	—	—
Food Poisoning .....	—	—	—	—	—	—	—	—	—	—	—	—	—	—	—	—	—	—	—	—	—	—
Infective Jaundice .....	—	—	—	—	—	—	—	—	—	—	—	—	—	—	—	—	—	—	—	—	—	—
Measles .....	28	1	4	1	2	9	12	1	3	1	—	—	—	26	—	—	—	1	—	1	—	—
Acute Meningitis .....	15	—	—	—	5	4	—	—	—	—	—	—	—	2	—	—	—	12	—	—	—	—
Meningococcal Meningitis .....	—	—	—	—	—	—	—	—	—	—	—	—	—	—	—	—	—	—	—	—	—	—
Ophthalmia Neonatorum .....	—	—	—	—	—	—	—	—	—	—	—	—	—	—	—	—	—	—	—	—	—	—
Paratyphoid Fever .....	—	—	—	—	—	—	—	—	—	—	—	—	—	—	—	—	—	—	—	—	—	—
Poliomyelitis (Paralytic) .....	—	—	—	—	—	—	—	—	—	—	—	—	—	—	—	—	—	—	—	—	—	—
Poliomyelitis (Non-paralytic) .....	5	—	—	—	—	4	—	—	1	—	—	—	—	3	—	—	—	—	—	—	2	—
Scarlet Fever .....	—	—	—	—	—	—	—	—	—	—	—	—	—	—	—	—	—	—	—	—	—	—
Smallpox .....	—	—	—	—	—	—	—	—	—	—	—	—	—	—	—	—	—	—	—	—	—	—
Tetanus .....	—	—	—	—	—	—	—	—	—	—	—	—	—	—	—	—	—	—	—	—	—	—
Tuberculosis (Pulmonary) .....	4	—	—	—	—	—	—	—	1	1	1	1	1	2	—	2	—	—	—	1	—	—
Tuberculosis (Non-Pulmonary) .....	1	—	—	—	—	—	—	—	—	—	—	—	—	—	—	—	—	—	—	—	—	—
Typhoid Fever .....	—	—	—	—	—	—	—	—	—	—	—	—	—	—	—	—	—	—	—	—	—	—
Whooping Cough .....	6	2	—	1	—	—	2	—	—	—	—	—	—	3	3	—	—	—	—	—	—	—
Yellow Fever .....	—	—	—	—	—	—	—	—	—	—	—	—	—	—	—	—	—	—	—	—	—	—
TOTALS .....	59	3	4	2	1	7	19	12	1	5	2	1	2	36	3	2	—	13	—	3	2	—



## **GENERAL PROVISIONS OF HEALTH SERVICES IN THE AREA**

Clinics are provided by the Derbyshire County Council at the under-mentioned centres.

The Health Centre, Shirebrook.

The Clinic, Grange Street, Alferton.

The Clinic, High Street, Clay Cross.

The following services are provided at these clinics :—

1. Ante-natal
2. Cervical Cytology
3. Infant Welfare.
4. Sale of Welfare Foods
5. Family Planning
6. Dental treatment
7. Vaccination and immunisation.
8. Chiropody.
9. School and handicapped children's clinics by appointment.

In addition, the County Council provide Child Health Centres for babies at the following places :—

Jackson Memorial Hall, Doe Lea.

Whaley Thorns Methodist Church, Langwith.

New Hall, Christ Church, Rotherham Road, New Houghton.

Church Hall, Newton.

British Legion Hall, Pilsley.

County Youth Centre, Kirkstead, Pinxton.

Mount Tabor Chapel, South Normanton.

Old Peoples Hall, Staffa Street, Tibshelf.

### **Ambulance Service**

This is provided by the Derbyshire County Council.

### **Laboratory Facilities**

Analytical are provided by the Derbyshire County Council.

Bacteriological are provided by the Public Health Laboratory Service at both Sheffield and Derby.

### **Chest Clinics**

There are chest clinics provided by the Regional Hospital Board in Mansfield, Chesterfield and Worksop. Mass Miniature Radiography is available free in Sheffield.

### Venereal Diseases

Treatment and advice in strict confidence can be obtained at Derbyshire Royal Infirmary, Chesterfield Royal Hospital and Mansfield General Hospital.

---

## WELFARE SERVICES

In accordance with the Seebohm report, the Welfare Services for the County are now organised under a central Social Services Department at Matlock with district offices. These services include those for the elderly, physically handicapped, mentally handicapped, blind, etc. The district office address for this area is :—

Social Services Department,  
Market Street,  
CLAY CROSS,  
Nr. Chesterfield.  
Telephone No. — Clay Cross 862875

---

## WATER SUPPLY

The supply of water is under the supervision of the Central Notts. Water Board, except for 23 properties receiving water from the North East Derbyshire Water Board and the Mid. Derbyshire Water Board, and 10 houses which are without piped water supply. The latter houses rely on well supplies which, while sufficient in quantity, tend to be unreliable in purity, and in some cases it has been necessary to make arrangements with the owner/occupier for chlorination of these supplies. These wells serve isolated properties and are kept under close supervision by the regular submission of samples for bacteriological examination.

The district supply of water has continued to be sufficient and satisfactory although tending to be hard water.

Details of samples of water submitted for examination are set out below :—

	<i>Bacteriological Examination</i>	<i>Chemical Analysis</i>
District Supplies (C.N.W.B.)	77 satisfactory	14 satisfactory
Other district supplies ....	3 satisfactory	1 satisfactory
Well and spring supplies ....	5 satisfactory 5 unsatisfactory	2 satisfactory 1 unsatisfactory



Mr. Harker, the Engineer to the Central Notts. Water Board has very kindly supplied the following information :—

The main source of the water supply to the area is Budby Pumping Station. Far Baulker, Normans Hollow and Rushley Pumping Stations, do, however, supply part of the southern area with varying amounts of water. None of the supplies are likely to result in plumbo-solvent action.

The water supply within the area has been generally satisfactory both in quality and quantity. Isolated incidents of low pressure have occurred from time to time but these have been of a minor nature.

No contamination of supplies has occurred within the area.

Tests carried out some time ago showed that there was no fluoride in the water supplies of Budby, Far Baulker and Normans Hollow Pumping Stations but that water from Rushley Pumping Station contained 0.02 parts per million fluoride estimated at fluorine.

### **CLEANSING STATION**

Treatments given at South Normanton Cleansing Station during 1971 were as follows :—

Scabies — 97 cases — 178 treatments.

Verminous heads — 6 cases — 17 treatments.

3 mental defective cases had 60 supervised baths.

### Water Supplies

Parish	No. of houses supplied with district water direct to houses	Population (estimated)	No. of houses supplied with district water from stand pipes	Population (estimated)	No. of houses using wells, etc.	Population (estimated)
Pinxton	1,517	4,591	—	—	—	—
South Normanton	2,514	7,055	—	—	—	—
Tibshelf	1,150	3,605	—	—	—	—
Blackwell	1,500	3,902	—	—	—	—
Shirebrook	3,622	11,846	—	—	6	18
Scarcliffe	2,306	6,900	—	—	—	—
Ault Hucknall	500	1,629	—	—	—	—
Glapwell	622	1,752	—	—	—	—
Pleasley	866	2,740	—	—	4	11
	14,597	44,020	—	—	10	29



## REPORT OF CHIEF PUBLIC HEALTH INSPECTOR

Mr. Chairman, Lady and Gentlemen,

It again gives me pleasure to report on the work of the Public Health Inspectorate, Technical Staff and Workmen.

The detailed work is set out in the following pages, but particular attention might perhaps be given to various items.

Again Housing work has made the most obvious impact, but this has not been confined to Shirebrook, good progress being achieved in Tibshelf (St. Thomas' Row) and Blackwell (Primrose Hill) 111 houses being demolished in these two areas alone. It would seem that the major areas of unfitness are now falling behind us and that the reviews made during the year of areas suitable for general improvement should be followed up to take advantage of the generous Grant Scheme facilities.

Clean Air took its first definite steps towards clearing the domestic atmosphere by the confirmation of Smoke Control Area No. 1 and the preparation of Area No. 2 for early submission. Industrial problems have been minimal, new industrialists being required to submit heating schemes and types of fuels along with planning applications.

The control of meat and food supplies necessitated some 1,272 visits, some being again required outside normal working hours, but the trade have been very co-operative and the rota system of Inspectors relieves undue pressure in this direction.

Rodent and pest control have been competently dealt with and poisons are changed at intervals to try to avoid bait resistance.

The Cleansing Foremen and staff again ensured that our bins and cesspools were emptied regularly, and collected salvage to a value of £10,120. Their efficient working was well backed by the garage staff under Mr. T. Truswell who kept the wheels rolling despite the increased pressures of new vehicle legislation.

The biggest question looming up during the year was of course that of re-organisation. We asked 'Wither Refuse Disposal? Whither Food and Drugs responsibilities? etc.' but these thoughts were somewhat overshadowed by 'Whither Blackwell?' and no doubt 1972 will provide the answer to that question. Whatever the outcome, the routine work will have to proceed on a continuous basis alongside the schemes for integration of the new Councils'



Finally, I recall with thanks the efforts during the year under review of the Inspectors, staff and workmen and would also express my thanks to fellow Chief Officers and their staff for their unfailing assistance.

I acknowledge also the help and encouragement of my Chairmen, Councillors H. Scrimshaw (Public Health) and W. Hyatt (Motor Vehicles) throughout the year.

I am,

Your Obedient Servant,

A. T. SINGLETON,

M.A.P.H.I., A.M., INST. P.C.,

Chief Public Health Inspector,  
Cleansing Superintendent and  
Transport Manager.

Meadow Lane,  
SOUTH NORMANTON,  
Derbys.

## SUMMARY OF COMPLAINTS RECEIVED

A total of 765 complaints were received and investigated (406 at the South Normanton Office and 359 at the Shirebrook Office).

No. confirmed	....	....	....	....	....	....	704
No. unconfirmed	....	....	....	....	....	....	61
No. referred to other departments.	....	....	....	....	....	....	98

### Summary :

Housing Defects	....	....	....	....	....	....	73
Overcrowding	....	....	....	....	....	....	1
Drainage Defects	....	....	....	....	....	....	249
Sanitary Conveniences		....	....	....	....	....	26
Water Supply	....	....	....	....	....	....	13
Dirty and Verminous Premises			....	....	....	....	90
Moveable Dwellings	....	....	....	....	....	....	2
Rats and Mice	....	....	....	....	....	....	213
Keeping of Animals	....	....	....	....	....	....	11
Smoke Nuisances....	....	....	....	....	....	....	3
Noise Nuisances	....	....	....	....	....	....	4
Accumulations	....	....	....	....	....	....	10
Removal and Disposal of Vehicles			....	....	....	....	8
Other Matters	....	....	....	....	....	....	62

## SUMMARY OF INSPECTIONS

### General Sanitation :

Water Supply	....	....	....	....	....	27
Drainage	....	....	....	....	....	710
Drains tested	....	....	....	....	....	29
Stables and piggeries		....	....	....	....	13
Accumulations	....	....	....	....	....	98
Keeping of Animals	....	....	....	....	....	12
Pet Animals Act: Animals Boarding Establishment Act						7
Sanitary conveniences and ashbins				....	....	201
Tents, vans and sheds		....	....	....	....	80
Bakehouses	....	....	....	....	....	9
Factories and outworkers		....	....	....	....	118
Refuse collection	....	....	....	....	....	17
Refuse disposal	....	....	....	....	....	40
Disposal of old vehicles		....	....	....	....	77
Street cleansing and litter		....	....	....	....	2
Salvage	....	....	....	....	....	7



Rats and mice	....	....	....	....	....	2,618
Agriculture (Safety, Health and Welfare Provisions) Act, 1956	....	....	....	....	....	64
Farms	....	....	....	....	....	183
Petroleum Acts	....	....	....	....	....	69
Offices, Shops and Railways Premises Act	....	....	....	....	....	10
Scrap Metal Dealers	....	....	....	....	....	12
Noise Abatement Act	....	....	....	....	....	6
Infectious diseases	....	....	....	....	....	105
Interviews and appointments	....	....	....	....	....	569
Miscellaneous visits	....	....	....	....	....	767
					—————	5,850

#### **Clean Air Act :**

Industrial	....	....	....	....	....	17
Colliery spoilbanks	....	....	....	....	....	6
Smoke observations	....	....	....	....	....	10
Domestic	....	....	....	....	....	807
Smoke Control Area Survey	....	....	....	....	....	857
Miscellaneous	....	....	....	....	....	225
Instruments	....	....	....	....	....	42
					—————	1,964

#### **Housing :**

Number of inspections and re-inspections of houses under Public Health Acts	....	....	....	....	....	469
Number of inspections and re-inspections of houses under Housing Acts	....	....	....	....	....	2,027
Number of visits to houses re. overcrowding	....	....	....	....	....	5
Number of inspections and re-visits to verminous premises	....	....	....	....	....	188
Miscellaneous housing enquiries	....	....	....	....	....	619
					—————	3,308

#### **Meat and Food Premises :**

Visits to slaughterhouses	....	....	....	....	....	1,012
Shops and stalls (re. meat)	....	....	....	....	....	54
Fried Fish shops	....	....	....	....	....	25
Food preparing premises	....	....	....	....	....	15
Inquiries re. unsound food	....	....	....	....	....	24
Market stalls and delivery vehicles	....	....	....	....	....	510

Other food premises	....	....	....	....	89
Milk distribution	....	....	....	....	5
Ice cream premises	....	....	....	....	60
Canteens, cafes etc.	....	....	....	....	10
Licensed premises	....	....	....	....	37
					<hr/> 1,841
					<hr/>
Total	....				12,963
					<hr/> <hr/>

### SUMMARY OF NOTICES SERVED AND COMPLIED WITH

	Served during 1971	Complied with during 1971	Out- standing on 31/12/71
Informal Public Health Act Notices	.... 268	285	196
Statutory Public Health Act Notices	32	28	7
Statutory Housing Act Notices	.... NIL	NIL	NIL
	<hr/> 300	<hr/> 313	<hr/> 203
	<hr/> <hr/>	<hr/> <hr/>	<hr/> <hr/>

### SUMMARY OF SANITARY IMPROVEMENTS

#### Dwelling houses :

Cleansed	....	....	....	....	12
Vermin Disinfestation	....	....	....	....	61
Windows Repaired	....	....	....	....	83
Walls rendered free from dampness	....	....	....	....	173
Plasterwork repaired	....	....	....	....	96
Floors re-laid or repaired	....	....	....	....	10
Woodwork renewed or repaired	....	....	....	....	71
Fireplaces and grates repaired	....	....	....	....	15
Cooking facilities improved	....	....	....	....	8
Kitchen boilers repaired or improved	....	....	....	....	8
Food stores improved	....	....	....	....	15
Coal stores improved	....	....	....	....	2
Roofs repaired	....	....	....	....	60
Walls pointed and brickwork repaired	....	....	....	....	89
Chimney stacks repaired	....	....	....	....	43
Damp proof course provided	....	....	....	....	8
Eaves gutters and downspouts repaired	....	....	....	....	21



Yards and passages paved or repaired	....	....	....	2
Living vans removed	....	....	....	47
Baths provided	....	....	....	172

**Drainage :**

Drainage provided, re-laid or repaired	....	....	....	46
Drains cleansed	....	....	....	193
Gullies provided or repaired	....	....	....	5
Inspection chambers provided or repaired	....	....	....	24
Cesspools and septic tanks repaired	....	....	....	3

**Sinks :**

New sinks provided	....	....	....	8
New sink waste pipe provided	....	....	....	12
Sink waste pipes repaired	....	....	....	4

**Closet Accommodation :**

Buildings repaired	....	....	....	15
Closets cleansed	....	....	....	8
Water closet cisterns provided or repaired	....	....	....	19
Water closet pedestals renewed or repaired	....	....	....	15
Water closet service pipes repaired	....	....	....	24

**Miscellaneous :**

Accumulations removed	....	....	....	52
Nuisances abated from keeping of animals	....	....	....	2
Other nuisances abated.	....	....	....	61

**Statutory Action :**

The following works were carried out in default of the owners :—

**PUBLIC HEALTH ACT 1961 — SECTION 17**

- (a) Drain repaired at 1-11 Chatsworth Street, Tibshelf at a cost of £135.70.
- (b) Drain repaired at 52-60 Sherwood Street, Newton, at a cost of £49.43.
- (c) Drain repaired at 15/17 Sleights Lane, Pinxton, at a cost of £14.19.
- (d) Drain repaired at 27/29 Alfreton Road, South Normanton, at a cost of £47.55.

## HOUSING

There was substantial progress during this year in the removal of unfit properties and the provision of better housing accommodation, which resulted in the demolition or closure of 325 and the re-housing of 208 families affecting 644 persons.

A detailed statement is set out below of cases in hand along with statistics showing progress under the various headings.

### Details of present position in relation to Demolition and Closing Orders and Clearance Areas

#### Demolition Orders :

No. 86 High Street and adjoining cottage, South Normanton — No. 86 is still occupied by aged person. Order dates back to 1958.

Birchwood House, South Normanton — Still occupied. Order dated April 1960.

4 cottages, Astwith Common — Orders dated October 1966 — Unoccupied — proposals for re-conditioning accepted.

Nos. 118-226 Primrose Hill, Blackwell — Demolition Orders made in April 1968. 109 houses of which 18 were still occupied at the end of the year and 63 demolished.

Nos. 90, 92 Town Street, Pinxton — Orders made February 1970 — still occupied.

Nos. 7 and 8 Locko Lane, Pilsley — Orders made October 1970. No. 8 occupied by aged person.

Nos. 116 and 118 Main Street, Newton — Orders made October 1970. Houses unoccupied.

Nos. 1, 2, 3, 4, 5, Hamlet Lane, South Normanton.

Nos. 66, 68, 70, 72 Market Street, South Normanton.

Orders made March 1971 — proposals for re-conditioning submitted.

Nos. 72, 74, 76, 78, Littlemoor, Newton — Orders made May 1971 — Unoccupied and demolition commenced.

Nos. 19, 21, 23, Cragg Lane, Newton — Orders made May 1971 — houses unoccupied.

Nos. 26, 28 High Street, Tibshelf — Orders made August 1971 — still occupied.

#### Closing Orders :

Nos. 56 and 58 Main Street, Newton — unoccupied. Orders dated December 1962.



No. 50 New Street, South Normanton — Closing Order dated March 1970. Now unoccupied.

No. 4 Back Lane, Glapwell — Closing Order dated October 1966 — re-housing deferred.

#### **Clearance Area No. 84**

Central Area of Shirebrook including 258 houses in Thickey Bank, Station Road, Cavendish Street, Devonshire Street, Morris Street, Portland Road and Clumber Street — the Compulsory Purchase for this area also included 31 other properties. By the end of the year only 29 houses were still occupied, 204 houses had been demolished and re-development of the site was proceeding.

#### **Clearance Area No. 86**

Nos. 44, 46, 48, 50, 52, Main Street, Newton — represented in July 1968 unoccupied and three houses demolished.

#### **Clearance Area No. 87**

Nos. 6-40 Brooke Street and 2-40 and 1-43 Lincoln Street, Tibshelf. Represented in February 1969. Nine houses are now vacant.

#### **Clearance Areas No. 88 and No. 88A**

These areas adjoin the Central area of Shirebrook and include 68 houses in Victoria Street, Sookholme Road and Market Street, Shirebrook — the Compulsory Purchase Order for these areas also includes 5 other houses and 'grey' land. The areas were represented in July 1970 and a Public Inquiry held in February 1971. The Minister confirmed the Order without modifications. An award in respect of 'Well Maintained' payments was made in respect of some of the houses.

#### **Clearance Area No. 89**

Nos. 1, 3, 5, 7, 9, 11, 13, North Street, Pinxton. Represented in October 1970. There were no objections and the Order was confirmed by the Minister. Five houses are vacant.

#### **Clearance Areas Nos. 90 and 91**

These adjoin the Central Area of Shirebrook and include 90 houses. These areas were represented in June 1971 and a Public Inquiry was fixed for 16th May 1972. Four houses vacant.



**Clearance Area No. 92**

Nos. 15, 16, 17, 18, 19 Bright Street, South Normanton.  
Represented in October 1971 and forwarded to the Minister.

**Houses Purchased for Demolition :**

Nos. 1-98 St. Thomas Row, Tibshelf — 12 houses still occupied, and 48 demolished.

Nos. 1-32 Sunny Bank, Tibshelf — 16 houses now unoccupied.

Nos. 1-20 Alferton Road, Tibshelf — 3 houses unoccupied.

Nos. 2-26 and 1-25 Victoria Street, Shirebrook — 13 demolished and 6 still occupied.

**SUMMARY OF DEMOLITIONS AND RE-HOUSING**

1. Houses demolished under provisions of Section 16 or 17 Housing Act 1957	188
2. Houses closed under Sections 16(4), 17(1), 35(1) Housing Act 1957 and Section 26 Housing Act 1961	—
3. Houses demolished in Clearance Areas — Section 42 Housing Act 1957	137
4. No. of families re-housed from unfit houses to be demolished or closed and houses in Clearance Areas	208
5. Number of persons effected by re-housing referred to in previous paragraph (4)	644

**UNFIT HOUSES MADE FIT**

1. After informal action	91
2. After formal notices under Public Health Acts	2

**OVERCROWDING**

There were no outstanding cases all having been resolved by progressive housing policies.

**Shirebrook Central Area :**

Work in this area is proceeding on the basis of the Special Report submitted in 1960, with some amendments. As mentioned in previous reports there has been very little progress with the improvement of houses and in consequence the areas for clearance have been increased.

By the end of the year over 700 houses had been dealt with or represented for clearance — when re-housing and demolition has taken place it will allow for the re-planning and re-building of the centre of this, the largest parish in the district.

**Improvement Grants :**

These continue to be dealt with by the Engineer's Department following consultation with the Health Department.

	<i>No. of Grants</i>	<i>No. of Houses affected</i>
Discretionary Grants	70	74
Standard Grants	98	98
	<hr/>	<hr/>
	168	172
	<hr/>	<hr/>

This compared with 111 Grants approved in 1970 affecting 111 houses.

**Qualification Certificates**

These are dealt with after joint consultation with the Engineers Department and during the year, of the applications received, only one was granted.

**HOUSING**

In 1971, 92 new houses were erected by the Council and 71 by private individuals. These give a total of 163 as compared with 96 for the previous year.

The following table shows the distribution throughout the district of new Council and private houses.

<i>Parish</i>	<i>Council</i>	<i>Private</i>	<i>Total</i>
Ault Hucknall	—	—	—
Blackwell	46	27	73
Glapwell	—	—	—
Pinxton	—	4	4
Pleasley	—	—	—
Scarcliffe	—	6	6
South Normanton	—	50	50
Shirebrook	25	3	28
Tibshelf	—	2	2
	<hr/>	<hr/>	<hr/>
	71	92	163
	<hr/>	<hr/>	<hr/>



## SANITARY ACCOMMODATION AND CONVERSIONS

During the year the number of pail closets in use has been reduced from 36 to 29 and every opportunity is still being followed in the hope of eliminating this unsuitable type of convenience. The reduction arises from 7 pail closets being converted to water carriage system.

It should be noted that the number of pail closets still in use in the parish of Ault Hucknall where some of the very small hamlets are still without satisfactory provision for sewage disposal.

Details of pail closets still in use and conversions which have taken place are set out below :—

Parish	Pail Closets converted to water closets during 1971	Pail Closets in use on 31/12/71
Ault Hucknall ....	—	13
Blackwell ....	—	2
Glapwell ....	—	—
Pleasley ....	—	4
Pinxton ....	—	2
Scarcliffe ....	—	—
Shirebrook ....	—	—
South Normanton ....	—	1
Tibshelf ....	—	—
	—	—
	—	22
	==	==

## ERADICATION OF VERMIN

A statement of premises treated is set out below—this follows a similar pattern to the previous year and there are no special circumstances requiring comment :—

### Bed Bugs :

No. of houses disinfested— Private	....	....	....	4
Council	....	....	....	—

### Cockroaches :

No. of houses disinfested— Private	....	....	....	4
Council	....	....	....	3

### Ants :

No. of houses disinfested— Private	....	....	....	3
Council	....	....	....	2

**Wasps :**

No. of houses disinfested — Private	....	....	....	2
-------------------------------------	------	------	------	---

**Clover Mite :**

Premises treated — Private	....	....	....	4
----------------------------	------	------	------	---

**Earwigs :**

No. of houses disinfested — Council	....	....	....	7
-------------------------------------	------	------	------	---

**Fleas :**

No. of houses disinfested — Private	....	....	....	1
-------------------------------------	------	------	------	---

---

30

---

This disinfestation work is carried out by the Council's trained staff and mainly consists of using suitable vermicides and spraying under pressure. Vermicides used include Cooper's Multi-Spray, Gammexane, D.D.T. Lindane and Dieldrin, and Arkotine for Ermine Moth.

**SUPERVISION OF FOOD SUPPLIES**

All animals slaughtered for food continue to be examined in accordance with the Meat Inspection Regulations, 1963, and the Meat Inspection (Amendment) Regulations, 1966. The latter Regulations became operative from the 30th September, 1966, and for the first time provided the Council with some power to control the hours of slaughtering. After consultation with the trade, hours of slaughter were agreed and whilst these allow for slaughtering on two evenings to 7.00 p.m. and on Saturdays to 1.00 p.m. they are a substantial improvement. Sunday slaughtering has now been eliminated and the amount of work by Inspectors outside normal hours has been reduced. It is still, however, necessary to maintain a rota system of Inspectors to deal with work outside normal hours and details of this additional work are set out below :—

No. of evenings meat inspection done after normal hours	22
---	----

No. of Saturdays involving meat inspection	....	....	51
--	------	------	----

No. of Sundays involving meat inspection	....	....	2
--	------	------	---

Total no. of hours worked in excess of normal time	....	210
--	------	-----

Carcasses passed as fit for human consumption are marked in accordance with Regulations and fees are payable by butchers at the rate per carcase of 12½p for beasts, 4p for pigs and calves, and 2½p for sheep\*. The income from these fees amounted to £669.50 compared with £177.30 for 1970.

\*A deduction of 10% is made for large quantities at the wholesale slaughterhouse.



### Condemnation of Carcasses and Offal :

The total amount of meat and offal condemned amounted to 5 tons 12 cwts 71 lbs and included the whole carcass and offal of 3 beasts, 14 pigs, 3 sheep and 3 calves.

There has been no significant change in the incidence of disease in the food animals slaughtered during the year.

	Cattle ex- cluding Cows	Cows	Calves	Sheep and Lambs	Pigs	Horses
Animals killed and inspected .....	2,190	275	18	7,836	5,420	—
<b>All diseases except Tuberculosis and Cysticerci.</b> Whole carcasses condemned .....	2	1	3	3	14	—
Carcasses of which some part or organ was condemned	261	63	2	339	382	—
Percentage of the number inspected affected with disease other than T.B. and Cysticerci	12.01	28.44	31.25	4.24	5.00	—
<b>Tuberculosis only</b> Whole carcasses condemned	—	—	—	—	—	—
Carcasses of which some part or organ was condemned	—	—	—	—	15	—
Percentage of the number inspected affected with Tuberculosis	—	—	—	—	0.17	—
<b>Cysticercosis</b> Carcasses of which some part or organ was condemned	4	1	—	—	—	—
Carcasses submitted to treatment by refrigeration	—	—	—	—	—	—
Generalised and totally condemned	—	—	—	—	—	—

A summary of food condemned is set out below :—

**Condemnations for Tuberculosis :**

Pork	....	167 lbs.	Pork Offal	....	—
Beef	....	—	Beef Offal	....	135 lbs.

**Condemnations for Diseases other than Tuberculosis and Cysticercus Bovis :**

Beef	....	1,454 lbs.	Mutton	....	138 lbs.
Beef Offal	....	4,757 lbs.	Mutton Offal	....	1,141 lbs.
Pork	....	2,862 lbs.	Veal	....	88 lbs.
Pork Offal	....	1,890 lbs.	Veal Offal	....	9 lbs.

**OTHER UNSOUND FOOD :**

Details of food condemned as unsound or unfit for human consumption, other than condemnations arising at slaughterhouses is set out below :—

	tons	cwts.	lbs.
Meat at Wholesale premises ....	—	—	44
Meat in retail shops ....	—	—	—
Canned meats ....	—	—	48
Other foods ....	—	1	103
	—	2	83

**SLAUGHTERHOUSES ACT, 1958**

There are 7 private slaughterhouses licensed, 1 of these being engaged in the wholesale meat trade and slaughtering 83% of the animals dealt with in the district. No premises are licensed for the slaughter of horses.

Except for minor items these slaughterhouses were satisfactorily operated throughout the year.

**SLAUGHTER OF ANIMALS ACT, 1958**

Number of licences issued .... 27



**FOOD AND DRUGS ACT, 1955****Ice Cream (Heat Treatment) Regulations, 1959**

Details are set out below showing premises registered and samples submitted for examination. It will be noted that one sample was placed in Grade IV.

**Premises Registered :**

(a)	Manufacture and sale of ice cream	....	....	....	1
(b)	Sale of ice cream	....	....	....	1
(c)	Sale of pre-packed ice cream	....	....	....	210
					<hr/>
					212
					<hr/>

**Results of Ice Cream Samples :**

Ice Cream				Grade I	Grade II	Grade III	Grade IV	Total
Pasteurised	....	....	....	8	2	—	1	11
Pasteurised Soft	....	....	....	—	—	—	—	—
Pre-packed	....	....	....	5	—	—	—	2
Ice lollies	....	....	....	—	2	—	—	2
				<hr/>	<hr/>	<hr/>	<hr/>	<hr/>
				6	4	—	1	15
				<hr/>	<hr/>	<hr/>	<hr/>	<hr/>

**THE LIQUID EGG (PASTEURISATION) REGULATIONS, 1963**

These Regulations, which have been operative from 1st January, 1964, require that liquid egg shall be pasteurised and satisfy the requirements of the alpha-amylase test. Only three bakers in this area use a small quantity of liquid egg and five samples from these bakeries have been examined and reported to be satisfactory.

**REGISTRATION OF PREMISES FOR PREPARATION OF PRESERVED FOODS ETC.**

There are 32 premises within the district registered under Section 16 of the Food and Drugs Act, 1955, for the preparation/manufacture of sausages, preserved foods, etc.



### FOOD HYGIENE (GENERAL) REGULATIONS, 1960

There are 381 food premises within the district, a classified schedule of these being set out below.

Business	Pinxton	South Normanton	Blackwell	Tibshelf	Ault Hucknall	Pleasley	Glapwell	Scarliffe	Shirebrook	Total
Canteens, Cafes, etc. ....	1	4	3	1	3	3	—	6	5	26
Meals served ....	3	2	3	1	—	—	—	4	2	15
Bakehouses ....	1	4	—	2	—	—	—	—	1	8
Confectioners ....	—	—	—	—	—	—	—	2	3	5
Butchers ....	3	7	2	4	—	—	—	5	11	32
Fish friers ....	4	4	2	1	1	2	—	3	8	25
Greengrocers ....	2	3	—	3	—	—	—	1	6	15
Mixed Business ....	22	34	17	15	9	7	5	28	30	166
Ice Cream manufacture ....	—	—	1	—	—	—	—	—	—	1
Licensed premises ....	10	15	10	7	3	4	3	11	13	78
Flour merchant ....	1	—	—	—	—	—	—	—	—	1
Market stalls ....	—	—	—	—	—	—	—	—	9	9
<b>TOTAL</b>	<b>47</b>	<b>73</b>	<b>38</b>	<b>34</b>	<b>16</b>	<b>16</b>	<b>8</b>	<b>60</b>	<b>89</b>	<b>381</b>

Routine inspections are maintained on a regular basis to all these premises — 805 inspections being made during the year under review.

Generally the premises have been well maintained, 20 preliminary notices were served in respect of contraventions and the majority were satisfactorily complied with. No case has arisen necessitating legal proceedings.

A summary of contraventions dealt with is set out below :—

Cleansing of premises ....	5
Food liable to contamination ....	15
Provision of first-aid kit ....	5
General improvements to premises ....	21
Improved ventilation ....	1
Food preparation facilities improved ....	3

### THE FOOD HYGIENE (MARKET, STALLS AND DELIVERY VEHICLES) REGULATIONS 1966

Routine inspections are maintained on a regular basis both to the market stalls at Shirebrook and also to the delivery vehicles operating throughout the area.

During the year 510 inspections have been made of market stalls and mobile vans and 15 preliminary notices served. No prosecutions have been necessary.

Details of improvements secured are as follows :—

Display of name and address	....	....	....	....	5
Provision of hand washing facilities	....	....	....	....	3
Provision of first aid kit	....	....	....	....	3
Provision of sink	....	....	....	....	2
Food liable to contamination	....	....	....	....	5
Receptacle for waste matter	....	....	....	....	5

### FOOD AND DRUGS ACT 1955

During the year complaints regarding food supplies have been received and dealt with as follows :

- (a) **Rancid Butter** — Danish Agricultural Producers informed as complaint appeared to be associated with sample cores taken from the butter in bulk.
- (b) **Milk Bottle in Dirty Condition** — Appeared to have been misused by previous recipient and the bottle washer at the dairy had failed to remove the foreign matter — Dairy cautioned.
- (c) **String in Loaf of Bread** — Investigation showed the string to be identical to that used for sealing the tops of paper sacks in which yeast and salt are supplied to the bakery. Any foreign matter of this type would normally be arrested by the sieve prior to mixing. The manufacturers were unable to suggest how the string had avoided the precautionary step in the production line and gained entry to the dough — Bakery cautioned.
- (d) **Mould growth on Loaf of Bread** — Due to age before sale. It was not clear whether the fault lay with the shop selling the loaf or the driver/salesman responsible for delivery to the shop. Caution given to the shop and to the bakery.
- (e) **Mould growth on Crumpets** — Although the purchaser lived within the district, the offending food had been purchased in an adjoining authority. The complaint was referred to this authority and subsequently a caution was given to the shop concerned.



The Food and Drugs Authority for this area is the Derbyshire County Council and sampling is done under the supervision of the County Analyst who has very kindly supplied the following details of work carried out within the district :—

109 samples including 9 milks were taken during the year. All the milk samples were satisfactory.

Turee samples of pork sausages contained Sulphur Dioxide Preservative (permitted) but the preservative was not declared at the time of sale. The producers were cautioned. A Home Freeze Drink contained excess Benzoic Acid and further samples will be taken. A bottled Shandy contained an excess of alcohol and the matter was taken up with the manufacturers.

The remaining samples were classed as satisfactory.

### **POULTRY INSPECTION**

There are no premises within the district engaged in killing and dressing table poultry, so that it has not been necessary to put into practice the recommendations set out in Circular 22/61, and no complaints have been received regarding poultry retailed within the district.

### **MILK DISTRIBUTION**

The sale of loose raw milk has been prohibited in this area since January, 1955.

There are 56 registered distributors of milk in the area, 7 inspections have been made during the year, and samples examined as below. The whole of the pasteurised milk is now processed outside the district. There are 4 farmers in the area who produce and/or retail raw T.T. milk, and a large proportion of this milk is sold in adjoining areas.

Samples taken during the year were as under :—

#### **Pasteurised Milk**

Methylene Blue Test	....	....	....	1 satisfactory
Phosphatase Test	....	....	....	1 satisfactory

#### **Sterilised Milk**

Turbidity Test	....	....	....	1 satisfactory
----------------	------	------	------	----------------

#### **Raw Milk :**

Ring Test	....	....	....	1 negative
-----------	------	------	------	------------



**Brucellosis :**

Of the four farmers producing raw T.T. milk, only one has a herd that is not Brucellosis free. A sample was obtained from this herd and was found to be negative when examined by the Ring Test method.

**PREVENTION OF DAMAGE BY PESTS ACT 1949**

There was a considerable increase in complaints, and in the subsequent inspections, partly due to large scale demolition and partly it is felt to 'rat consciousness' of the public. They have all been of a fairly minor character and no heavy infestation has been noted in the District during the period under review. The Council's refuse tips and sewage works have continued to receive regular inspections and have been kept under reasonable control.

During the year a second rat free area was declared in Langwith in the parish of Scarcliffe involving 645 premises, and appears to have been quite successful, as does the first venture at Palterton. In connection with this scheme 90 manholes and a Council sewage works were also treated.

Sewer treatments have continued with the use of sodium fluoracetamide (direct baiting) and in order to overcome staff difficulties Rentokil of Nottingham was employed to carry out one treatment under local authority supervision.

The poison most commonly used has been Racumin Bait and Drat has also been successfully used.

The District Council has offered a Contract System in respect of farm and similar premises, 20 farms are now under contract and the necessary treatments have been carried out.

Details of properties and infestations are set out below :—

		<i>Type of Property</i>	
		<i>Non</i>	
<i>Properties other than sewers</i>		<i>Agricultural</i>	<i>Agricultural</i>
1.	No. of properties in district ....	16,634	161
2.	(a) Total number of properties (including nearby premises) inspected following notification ....	322	3
	(b) Number infested by		
	(i) Rats	180	—
	(ii) Mice	—	—



3. Total number of properties inspected for rats and/or mice for reasons other than notification ....	697	20
Number infested by		
(i) Rats	18	63
(ii) Mice	—	—

#### **PET ANIMALS ACT, 1951**

Number of licensed premises ....	5
Number of inspections ....	5

#### **ANIMAL BOARDING ESTABLISHMENTS ACT, 1963**

Number of premises licensed ....	1
Number of inspections ....	2

#### **CARAVAN SITES AND CONTROL OF DEVELOPMENT ACT 1960**

There are 2 site licences in respect of individual caravans and these have caused no difficulty.

Difficulties still arise, from time to time, by unauthorised camping of gypsy type families and whilst these have not been so great as in the past years it has nevertheless been necessary to move living vans and it has needed 80 visits by Inspectors. Generally this is most unpleasant, but if not carried out promptly, serious public health nuisances do arise. The co-operation of the Police in dealing with these problems is appreciated.

The small number of vans using unauthorised sites arises from the policy of securing the fencing of sites likely to be used and the policy of the Committee that such vans should be moved as quickly as possible.

#### **PETROLEUM (REGULATION) ACTS 1928-36**

No. of licensed premises ....	42
(including a bulk storage depot with accommodation for 630,033 gallons of petrol and 676,183 gallons of fuel oil)	

No. of inspections of premises ....	69
-------------------------------------	----

The supervision of these premises continues, with the co-operation of the Derbyshire Fire Service, and electrical certificates are obtained before licences are renewed. All tanks which have been positioned over 20 years are subject to regular testing. During the year 2 tanks were tested.



## **CLEAN AIR ACTS 1956 and 1968**

Industrial smoke and pollution continues to be controlled, with very little nuisance arising. Timed smoke observations have been made on 7 occasions and no contravention of the Regulations noted.

The colliery spoilbanks continue to be regularly examined, and for this purpose 9 inspections were made. The spoilbanks have been well maintained, the only one needing special attention being the old spoilbank at the Langwith Colliery where a serious fire broke out 8 years ago. The position here continues to improve and the nuisance has been kept to a minimum.

All spoilbanks within the district come under the direct supervision of the Area Civil Engineer and visits are arranged in co-operation with his department.

During the year Smoke Control Area No. 1 (Shirebrook) containing 1,170 premises was confirmed and work commenced.

### **Section 3(2) — Approval of Furnaces :**

One application was approved during the year.

**Derbyshire Joint Consultative Committee on Clean Air and Noise :  
Investigation of Atmospheric Pollution — Standing Conference of  
Co-operating Bodies :**

**National Society for Clean Air — National Conference and East  
Midlands Division :**

The Council continues to be represented at meetings of these bodies.

Derbyshire Clean Air Joint Consultative Committee meetings are held quarterly and deal with problems and difficulties arising within the area of the Committee. They are most valuable in keeping in touch with the position in adjoining areas.

### **Dark Smoke (Permitted Periods) Regulations, 1958**

Half-hourly observations have been made as follows :—

<i>Year</i>	<i>No. of Observations</i>	<i>No. of Offences</i>		
		<i>Black Smoke</i>	<i>Continuous Dark Smoke</i>	<i>Dark Smoke</i>
1971	7	—	—	—
Total (1960-71)	794	54	38	6



## MEASUREMENT OF ATMOSPHERIC POLLUTION

Three Atmospheric Pollution Recording Stations have been operated since 1958, each with a soot deposit gauge and lead peroxide instrument. An additional monitor gauge for sulphur was in operation at Lanwith Junction from April-December.

As from 1968, the readings from these have been recorded in the metric system.

## SOOT DEPOSIT GAUGES

These record the solid matter (dissolved and undissolved) deposited in the area around the apparatus giving readings in Milligrammes per square metre per day.

Month	Deposited matter mg/m <sup>2</sup>			
	E.S.N. School Langwith Junction	Glapwell Hill	Beech House Stubbin Wood	Hamlet Lane South Normanton
January	174.7	139.7	—*	168.1
February	155.1	149.9	—	122.2
March	142.6	103.6	—	157.9
April	176.8	123.4	—	— †
May	349.5	125.4	—	—
June	214.7	162.5	—	—
July	82.2	187.7	—	—
August	90.3	117.1	—	—
September	195.7	92.5	—	—
October	118.2	112.7	89.8	—
November	147.4	161.4	105.1	—
December	107.2	86.9	82.9	—
Monthly Average	162.9	132.4	92.6	149.4

\* Not in operation during this period.

† Discontinued after 31st March 1971 — transferred to 'Beech House', Stubbin Wood on 1st October 1971.

## LEAD PEROXIDE INSTRUMENTS

For recording the amount of sulphur in the atmosphere. The readings represent milligrammes per 100 square centimetres per day.

Month	SO <sub>3</sub> —Mgs. per 100 sq. cm/day		
	E.S.N. School Langwith Junction	Glapwell Hill	Hamlet Lane South Normanton
January	2.46	1.55	2.05
February	1.52	0.86	1.48
March	1.46	0.91	1.45
April	1.19	†	**
May	0.98	0.56	
June	*	0.48	
July	1.64	0.73	
August	0.74	0.41	
September	0.94	0.55	
October	1.00	1.05	
November	1.87	1.18	
December	1.38	0.94	
Monthly Average	1.38	0.84	1.16

\* No figure available — equipment damaged.

† No figure available.

\*\* Site discontinued.

### OFFICES, SHOPS AND RAILWAY PREMISES ACT, 1963

Work under this Act is largely dealt with by one Technical Officer, who is also responsible for other operations of the Department's work.

Owing to pressure of work on other duties, it has not been possible to complete the detailed survey of the district.

All registered premises were initially inspected and during the year 10 further visits were made.

No accidents were notified during the year.

Details and Section	No. of contraventions remedied
Inadequate heating and temperature (Sec. 6) ....	1



Details of registrations, inspections and persons employed in registered premises are set out below :—

Class of Premises	No. of Premises Registered during the year	No. of Registered Premises at the end of the year	No. of Registered Premises receiving a general inspection during the year
Offices .....	—	20	—
Retail shops .....	—	137	7
Wholesale shops and warehouses .....	—	1	—
Catering establishments open to the public and canteens .....	—	19	3
Fuel storage depot .....	—	—	—
<b>TOTAL .....</b>	<b>—</b>	<b>177</b>	<b>10</b>

#### Analysis of Persons Employed in Registered Premises by Workplaces :

Class of Workplace	No. of persons employed
Offices .....	232
Retail Shops .....	556
Wholesale Departments and Warehouses .....	28
Catering establishments open to the public .....	122
Canteens .....	8
Fuel storage depots .....	—
	<b>Males 398</b>
	<b>Females 548</b>

#### SHIREBROOK MARKET

This market, which continues to be held each Friday, is privately owned. For some years a kiosk has been in use to provide stall holders with hot and cold water supplies, sink and wash basins and electric lighting for the various stalls. Bins are provided for the storage of refuse and the market area is cleansed on completion of trading by the District Council at the cost of the owners. These arrangements have worked satisfactorily.

There are now only 9 stalls retailing food and a large proportion of this is pre-packed. One stall retails fresh meat and one retails wet fish.

**NOISE ABATEMENT ACT 1960**

Four complaints were received in respect of noise nuisance arising from :—

- (a) Surface operations at a colliery — measures have been taken to fit suppressive baffles.
- (b) Sand blasting — the process has been moved further from the houses concerned.
- (c) Night club — windows and doors facing houses were kept closed and volume reduced.
- (d) Fowls — these were removed from the site.

**EDUCATIONAL PUBLICITY**

This scheme has continued as in previous years and 1 lecture was given during the year on Smoke Control.

Since the inception of the scheme 79 lectures have been given and I appreciate the effort made by the staff often outside normal hours.

**SCRAP METAL DEALERS ACT 1964**

No. of scrap metal dealers registered      ....      ....      ....      22

**ASHBINS — SUPPLY AND MAINTENANCE OF**

The scheme for the renewal of defective bins as a rate charge, adopted as from 1st April 1951, continues to work smoothly. It ensures the renewal of ashbins at the earliest opportunity and saves many needless visits by Inspectors. Details of the bins renewed since the scheme was adopted are set out below :

<i>Year</i>						<i>Ashbins Provided</i>
1951-52	....	....	....	....	....	1,061
1952-53	....	....	....	....	....	993
1953-54	....	....	....	....	....	946
1954-55	....	....	....	....	....	1,525
1955-56	....	....	....	....	....	1,713
1956-57	....	....	....	....	....	1,495
1957-58	....	....	....	....	....	1,206
1958-59	....	....	....	....	....	1,241
1959-60	....	....	....	....	....	818
1960-61	....	....	....	....	....	713
1961-62	....	....	....	....	....	691
1962-63	....	....	....	....	....	702



1963-64	....	....	....	....	....	692
1964-65	....	....	....	....	....	953
1965-66	....	....	....	....	....	1,070
1966-67	....	....	....	....	....	1,265
1967-68	....	....	....	....	....	1,065
1968-69	....	....	....	....	....	1,848
1969-70	....	....	....	....	....	1,219
1970-71	....	....	....	....	....	1,034
1971-72	....	....	....	....	....	816

An experiment to provide moulded polythene bins in Langwith Colliery Village has continued, and though the bins have been largely accepted, it is unfortunate that due to faulty polymerisation, a considerable number of replacements were necessary during the year.

The lighter weight of this type of bin is appreciated by the workmen but in certain situations, the bins are unsuitable and galvanised bins are used instead. These are of course somewhat heavier, but have a considerable life, often considerably in excess of their rated 10 years.

### **LITTER ACT 1955**

There are 200 litter bins in use in various parts of the district. This number includes 16 which carry advertisement plates which are provided and maintained by the company dealing with the advertisements. All bins are cleaned twice weekly and more frequently if the need arises.

### **CIVIC AMENITIES ACT 1967**

#### **REMOVAL OF REFUSE REGULATIONS 1967**

#### **REMOVAL AND DISPOSAL OF VEHICLE REGULATIONS 1968**

Arrangements have been made and publicised for 5 of the Councils refuse tips to be available for the reception of bulky household refuse and for limited quantities of business and trade refuse on payment of a small fee.

In addition it is the Council's policy to collect bulky household refuse free of charge and where this cannot be taken on the normal collection arrangements are made for a special collection. All cars which are still 'runners' will be accepted free of charge at the Council's cleansing depots at Shirebrook or South Normanton and vehicles which are wrecked will be removed on request by the



District Council at a cost of £2.50. During the year 11 cases were dealt with.

Up to the end of the year it has been necessary to deal with some 95 cases of wrecked and abandoned vehicles and whilst this has been satisfactorily accomplished it will be noted that there is a tendency for this work to increase. It is not always possible to recover the cost of this work and in most cases where vehicles are abandoned tracing of ownership is almost impossible.

### **PUBLIC CLEANSING**

The collection and disposal of refuse is dealt with by direct labour in the whole of the rural district.

#### **Collection :**

Details of the vehicles in service are set out below :—

6935 NU — Supplied March 1964	} These are S & D Fore/Aft Tippers of 16 cub. yards and powered by Perkins Diesel engines.
851 KRA — supplied June 1959	

ERB 316C — Supplied April 1965 — S & D '25' Pakamatic with Diesel Engine.

RRA 690E — Supplied June 1967 — S & D '35' Pakamatic with Diesel Engine.

BRB 92G — Supplied April 1969 — S & D '35' Pakamatic with Diesel Engine.

KRB 779J — Supplied October 1970 — Seddon Shark.

\*459 YRB — Supplied November 1962 — S & D Cesspool Emptier (1,100 galls) (Sold January 1972.

\*SRB 196K — Supplied January 1972 — Bedford tanker.

HRB 316C Bedford 3 ton Diesel.

\*This vehicle is on loan one day per week to the Engineer's Department to assist with sewage sludge removal, and during the year has done 817 cleansings of cesspools and septic tanks. A sum of £545.85 has been recovered for work done outside the area of the authority and for other departments.

A weekly service is provided for the cleansing of ashbins and closet pails. Cesspools are cleansed on a quarterly basis and where desirable shop and trade premises receive a separate weekly collection for the removal of salvage. This work, undertaken by the above vehicles, has required journeys totalling 46,986 miles and 5,458 loads of refuse have been dealt with. Unfortunately it is not possible to express the quantity of refuse dealt with in tons.



Weighing facilities are not provided, and other weighing machines are not available within reasonable distances. Whilst the nature of the refuse tends to change, as in other parts of the Country, it is still heavier than average.

The number of man/hours lost as a result of sickness, accidents and absenteeism without reasonable cause amounted to 9,829 equivalent to 245 weeks.

Dustbins of  $3\frac{1}{4}$  cub. ft. capacity are in general use. For comments regarding polythene bins see section dealing with supply and maintenance of dustins.

**No. of premises served :**

Ashbins	....	....	....	15,772 (cleansed weekly)
Closet pails	....	....	....	21 (cleansed weekly)
Cesspools	....	....	....	154 (cleansed quarterly)
Septic tanks	....	....	....	40 (as required)

**Disposal :**

Refuse continues to be disposed of by tipping with the maximum control possible. One Massey Ferguson and one International Harvester, are used on the tip for trimming and consolidating the refuse and, whilst it is frequently difficult to obtain as much covering material as desired, it is found that these machines, in trained hands, do an exceptionally good job and that, with the material available, the tips are maintained in quite a good condition.

During the year refuse has been disposed of as follows :—

1. Sookholme Lane refuse tip, Shirebrook — 1,153 loads.
2. Disused railway cutting, Rowthoreh — 292 loads (total at this site since commencement in September 1957 — 5,964 loads).
3. Main Street, Newton — 667 loads (total at this site since commencement in November 1967 — 2,935 loads).
4. Longwood, Pinxton — 948 loads — tipping commenced September 1969.
5. Disused Railway Cutting, Langwith Junction — 524 loads — tipping commenced February 1971.

**Protective Clothing :**

The arrangements for the supply of protective clothing to workmen have continued on the same basis as for the past few years. This allows for the issue of 2 pairs of overalls per workman per year, for the issue of gloves as required, and for the issue of donkey jackets every 2 years. This issue appears to be adequate and there has been no complaint from the workmen.



## CLEANSING VEHICLES

Following are details of the work performed by each vehicle, and the comparative running cost of each vehicle.

Lorry	MILEAGE			LOADS REMOVED			No. of other journeys
	Cleansing	Salvage	TOTAL	Refuse	Night Soil	Cesspool contents	
S & D Fore & Aft Diesel (1959) 851 KRA	3,351	1,319	4,670	281	—	—	165
S & D Fore & Aft Diesel (1964) 6935 NU	6,021	19	6,040	760	—	—	2
S & D Pakamatic Diesel ERB 316C	4,113	2,785	6,989	925	—	—	282
S & D Pakamatic Diesel (1967) RRA 690E	5,417	123	5,540	589	—	—	44
S & D Pakamatic Diesel (1969) BRB 92G	5,768	—	5,768	705	—	—	—
Seddon Shark (1970) KRB 779J	6,600	—	6,600	458	—	—	34
Bedford 3 ton Diesel (1965) HRB 316C	2,182	495	2,677	255	—	—	90
S & D Cesspool Emptier Diesel (1962) 459 YRB	6,633	—	6,633	—	10	1,120	—
Bedford Tanker (1972) SRB 196K	2,160	—	2,160	—	3½	352	—
	42,245	4,741	46,986	3,973	13½	14,72	617

## Comparative Costs of Operation of Lorries :

Lorry	Repairs, Maintenance Tyres Oils & Labour	Licences and Insurances	Petrol/Diesel and Bulk Oils	Total	Cost per mile
	£.P	£.P	£.P	£.P	P
851 KRA (S & D Diesel)	198.93	261.90	170.40	631.23	13.51
6935 NU (S & D Diesel)	294.65	266.70	257.92	819.27	13.56
ERB 316C (S & D Diesel Pakamatic)	333.50	298.50	241.40	873.40	12.66
RRA 690E (S & D Diesel Pakamatic)	858.64	400.50	327.18	1,586.32	28.62
BRB 92G (S & D Diesel Pakamatic)	412.80	417.63	409.77	1,240.20	21.50
KRB 779J (Seddon Shark)	281.66	468.60	359.06	1,109.32	16.80
HRB 316C (Bedford 3 ton Diesel)	121.72	139.53	61.72	322.97	12.06
459 YRB (S & D Cesspool Emptier)	135.17	16.41	234.73	386.31	5.82
SRB 196K (Bedford Tanker)	37.27	7.42	72.73	117.42	5.43
	2,674.34	2,277.19	2,134.91	7,086.44	15.08



**MULEDOZERS :**

One Massey Ferguson Tractor and one International Harvester Tractor were in use and details of the work done by the machines are set out below :—

		Hours Operated	
		MRA 101J	BRB 140G
		(Diesel)	(Diesel)
Cragg Lane Cutting, Newton	....	—	41
Main Street, Newton	....	—	157 $\frac{1}{4}$
Longwood, Pinxton	....	—	757 $\frac{1}{4}$
Sookholme Tip, Shirebrook	....	704	—
Rowthorne	....	229	—
Langwith Junction	....	267	—

The cost of operating these machines, including an allowance for depreciation was :

MRA 101J — £1,870.76 or £1.55 per hour.

BRB 140G — £1,066.81 or £1.08 per hour.

**SALVAGE :**

Returns for the recovery and disposal of salvage for the past 5 years are shown below :—

1971-72 :	951 tons 15 cwts. 49 lbs.	....	£10,119.79
1970-71 :	1,078 tons 6 cwts. 84 lbs.	....	£11,198.47
1969-70 :	1,015 tons 13 cwts. 49 lbs.	....	£10,446.55
1968-69 :	1,040 tons 11 cwts. 18 lbs.	....	£9,256.10
1967-68 :	848 tons 18 cwts. 74 lbs.	....	£7,449.44

The various materials dealt with are summarised below :—

	Tons	cwts.	qrs.	lbs.	£.p
Waste Paper	.... 742	3	0	0	8,697.10
Baled Destructor					
Scrap	.... 105	17	1	0	513.56
Ferrous Metal	.... 67	18	1	0	310.11
Non-ferrous metal	2	6	0	0	207.58
Textiles	.... 23	10	3	21	376.52
Miscellaneous	.... —	—	—	—	14.92
	941	15	1	21	10,119.79

The income from salvage was again high and reflects credit on the organisation, the co-operation of the workmen and the response of many householders in keeping this paper separate from other waste. Though sales of waste paper have decreased 5.9% during the past year, there is an increase of 2.06% over the past 5 years.

Trailers are used with refuse vehicles to collect clean waste paper from householders and there are special collections of this waste from shop and business premises. All workmen engaged on cleansing receive a bonus (evenly divided amongst the number of men employed) of 25% of the gross salvage income paid on a monthly basis.

Two depots are used for storing, sorting and baling paper and each depot is provided with electrically operated cranes for lifting completed bales and loading lorries. Brierly and Kershaw twin screw presses are used for paper baling.

Salvage work is an essential part of the Council's scheme for dealing with removal and disposal of refuse.

### **MOTOR VEHICLE MAINTENANCE**

This section is responsible for the purchase, servicing, repair and maintenance of all Council vehicles. The servicing and repair work continues to be dealt with by Mr. T. Truswell at the South Normanton Depot. He has been responsible for this work since the scheme started in 1952. The continuity of service and the efficiency of the mechanic is very largely responsible for the section. An apprentice mechanic was appointed in November 1969.



# SUMMARY OF VEHICLES AND EQUIPMENT MAINTAINED WITH NUMBER OF EXAMINATIONS DURING 1971/72

<i>Class of Vehicle</i>	<i>No. of Vehicles etc.</i>	<i>No. of occasions Examined, Serviced, or Repaired</i>
<b>CLEANSING DEPARTMENT</b>		
Refuse lorries	7	163
Cesspool Emptier	1	23
Vans	2	25
Lorries	1	13
Tractors	2	37
Paper and Metal Presses	4	13
Other Equipment :		
Bin trolleys	10	35
Trailers	8	
Flymo Mower	1	
Atco Mower	1	
Suffolk Mower	1	
Car Transporter	1	

## ENGINEER'S DEPARTMENT


Lorries	4	54
Vans	6	123
Compressor	1	1
Tractors	2	25
Other Equipment :		
Allen Scythes	3	20
Portable Pumps	8	
Cesspool Pumps	2	
Green Road roller	2	
Sludge Tankers	2	
Rotavator	2	
Grass Cutting	10	

## MOTOR VEHICLES MAINTENANCE :

Vans	1	12
------	---	----

## W.R.V.S.

Vans	3	24
------	---	----







# MOTOR VEHICLE MAINTENANCE

Allocation of Costs to Departments and Vehicles 1971/72

(Other than labour, equipment and other costs which cannot be directly charged to jobs)

Department and Vehicle	Year	Parts Renewals etc.	Oils etc.	Tyres, Tubes, Tyre Repairs etc.	Batteries	Labour	Total	Mileage	Cost per Mile		Remarks
									1971/72	1970/71	
<b>CLEANSING</b>		£.p	£.p	£.p	£.p	£.p	£.p		p	p	
851 KRA S & D Fore & Aft	1959	43.75	6.08	61.29	—	87.81	198.93	4,681	4.25	3.66	
6935 NU S & D Fore & Aft	1964	68.57	9.64	124.75	—	91.69	294.65	6,040	4.87	6.62	
ERB 316C S & D Pakamatic	1965	123.00	8.84	91.06	19.88	90.72	333.50	6,996	4.76	7.82	
RRA 690E S & D Pakamatic	1967	472.31	6.34	199.10	19.88	161.01	858.64	5,640	15.22	3.50	
BRB 92G S & D Pakamatic	1969	171.91	26.30	112.36	—	102.23	412.80	5,768	7.15	4.42	
KRB 779J Seddon Shark	1970	24.48	4.80	305.13	—	47.25	281.66	6,713	4.19	2.77	
UNU 124K Seddon Shark	1972	9.00	—	—	—	5.37	14.37	—	—	—	
459 YRB S & D Gully Emptier	1962	19.73	0.97	74.99	—	39.48	135.17	—	—	—	Sold Jan. 1972
SRB 196K Bedford Tanker	1972	1.69	1.08	27.29	—	7.21	37.27	—	—	—	
ERB 316C Bedford 3 ton diesel	1965	44.63	3.40	—	—	73.69	121.72	3,566	3.41	1.97	
BRB 140G International Harvester	1969	32.05	7.36	91.82	14.51	65.22	210.96	—	—	—	
MRA 101J Massey Ferguson	1971	91.83	5.96	97.67	14.51	62.00	271.97	—	—	—	
Other Equipment :	—	17.98	—	11.27	—	20.35	49.60	—	—	—	
Bulk Oil Supplies	—	—	27.75	—	—	—	27.75	—	—	—	
<b>TOTAL</b>	—	1,120.93	108.52	1,096.73	68.78	854.03	3,248.99	—	—	—	
<b>SALVAGE</b>											
Trailers Presses etc.	—	49.96	—	12.01	—	100.93	162.90	—	—	—	
<b>PUBLIC HEALTH VANS</b>											
AAL 203H Bedford 6 cwt. van	1970	6.77	2.07	35.54	—	13.52	55.90	12,446	0.44	0.35	
TRB 308F Morris Minor Van	1967	47.96	1.58	34.72	6.74	91.89	182.89	14,446	1.26	0.44	
<b>TOTAL</b>	—	54.73	3.65	68.26	6.74	105.41	238.79	—	—	—	
<b>MOTOR VEHICLE MAINTENANCE</b>											
YRB 397G Morris Pick Up	1968	5.45	0.36	23.32	6.74	9.52	45.39	6,695	0.67	0.37	
<b>W.R.V.S. VANS</b>											
534 URR Morris Minor Van	1963	0.14	—	—	—	7.40	7.54	—	—	—	Sold Sept. 1971
MTV 575F Austin Mini Van	1967	23.72	1.18	18.09	—	35.08	78.07	—	—	—	
NVO 370F Mini Estate	1967	2.25	0.24	6.01	—	14.27	22.77	—	—	—	
<b>TOTAL</b>	—	26.11	1.42	24.10	—	56.75	108.38	—	—	—	
<b>ENGINEERS</b>											
BRR 899H Bedford 6 cwt. van	1970	27.52	1.50	27.04	—	37.87	93.93	10,707	0.87	0.15	
BRR 900H Bedford 6 cwt. van	1970	55.32	1.30	34.45	—	51.40	142.47	18,872	0.75	0.37	
SRR 43G Bedford 8 cwt. van	1968	41.62	1.41	39.38	—	51.99	134.40	13,338	1.00	0.54	
SRR 44G Bedford 8 cwt. van	1968	22.78	1.34	32.32	—	32.48	88.92	10,594	0.83	0.65	
CRB 703G Bedford 15/17 van	1969	41.73	3.20	44.29	7.40	53.58	150.20	19,715	0.76	0.41	
BRR 898H Bedford 14 cwt. van	1970	17.81	2.78	10.38	—	33.40	64.37	19,063	0.33	0.50	
VRR 843G Bedford Diesel	1969	45.04	2.46	55.99	—	43.29	146.78	14,022	1.04	0.62	
VRR 844G Bedford Diesel	1969	14.69	1.70	102.97	—	31.72	151.08	11,682	1.29	0.40	
DRR 764J Bedford Diesel	1971	19.26	4.15	—	—	31.16	53.57	12,828	0.41	0.33	
KAL 58SD Bedford Diesel	1966	100.64	3.27	—	28.50	91.65	298.84	10,845	2.75	0.56	
MRB 816 Massey Ferg. Tractor	1966	12.71	2.72	—	—	14.16	29.59	—	—	—	
RRB 520E Massey Ferg. Tractor	1967	0.84	2.56	—	—	27.55	30.95	—	—	—	
Broom and Wade Compressor	1957	—	0.80	—	—	—	0.80	—	—	—	
Other Equipment	—	88.74	1.22	—	—	152.24	242.20	—	—	—	
Bulk Oil Supplies	—	—	51.83	—	—	—	51.83	—	—	—	
<b>TOTAL</b>	—	488.70	81.24	42.60	35.90	625.49	1,679.93	—	—	—	
<b>GENERAL JOBS</b>	—	—	—	—	—	152.30	152.30	—	—	—	
<b>TOTAL FOR ALL DEPARTMENTS</b>	—	1,745.88	195.19	1,646.02	118.16	1,931.43	5,636.68	—	—	—	
<b>COMPARATIVE COST FOR 1970/71</b>	—	1,397.81	245.25	1,149.14	79.01	1,506.42	4,377.63	—	—	—	

Costs in respect of the under-mentioned vehicles should be allocated as follows :

Allocation :	TRB 308F	AA1 203H	YRB 397G
Cleansing	11,284	9,966	79
Salvage	103	95	—
Motor Vehicle Maintenance	—	27	6,483
Disinfestation	501	112	—
Bin Maintenance	427	548	—
Public Health Act	132	1,059	60
Food and Drugs	1,999	729	—
Engineers	—	—	73
	<u>14,446</u>	<u>12,446</u>	<u>6,695</u>









*Printed by*

MOORE (KIRKBY) LTD.,  
14/16 DIAMOND AVENUE,  
KIRKBY-IN-ASHFIELD,  
NOTTINGHAM.

43586