

**[Report 1945] / Medical Officer of Health, Bilston Borough.**

**Contributors**

Bilston (England). Borough Council.

**Publication/Creation**

1945

**Persistent URL**

<https://wellcomecollection.org/works/rfytvp8e>

**License and attribution**

You have permission to make copies of this work under a Creative Commons, Attribution license.

This licence permits unrestricted use, distribution, and reproduction in any medium, provided the original author and source are credited. See the Legal Code for further information.


Image source should be attributed as specified in the full catalogue record. If no source is given the image should be attributed to Wellcome Collection.



Wellcome Collection  
183 Euston Road  
London NW1 2BE UK  
T +44 (0)20 7611 8722  
E [library@wellcomecollection.org](mailto:library@wellcomecollection.org)  
<https://wellcomecollection.org>

LIBRARY

BOROUGH OF BILSTON.



# REPORT

ON THE

## Public Health Services

FOR THE YEAR 1945.

B. C. HALLER, M.A. (Cantab.), L.R.C.P. (Edin.),  
D.P.H. (Camb.),

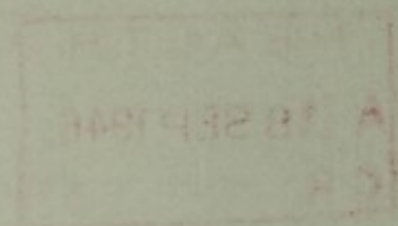
Medical Officer of Health and School Medical Officer.

F. BARNETT, A.R.San.I.

Senior Sanitary Inspector.

Public Health Department,  
23, Wellington Road,  
Bilston, Staffs.

September 1946.



REPORT

PLATE 1 WITH CAPTION

PLATE 2 WITH CAPTION

PLATE 3 WITH CAPTION

PLATE 4 WITH CAPTION

PLATE 5 WITH CAPTION

PLATE 6 WITH CAPTION

PLATE 7 WITH CAPTION

PLATE 8 WITH CAPTION

PLATE 9 WITH CAPTION



STAFF  
of the  
PUBLIC HEALTH DEPARTMENT.

**Whole Time Officers.**

---

MEDICAL OFFICER OF HEALTH,  
MEDICAL OFFICER FOR MATERNITY AND CHILD WELFARE,  
AND SCHOOL MEDICAL OFFICER :

B. C. HALLER, M.A., (Cantab.), L.R.C.P.E., L.R.C.S.E.,  
D.P.H. (Camb.).

DEPUTY MEDICAL OFFICER OF HEALTH  
AND SCHOOL MEDICAL OFFICER :

HELENA M. SHANKS, M.B., Ch.B. (Glas.), D.P.H. (Glas.)

PART TIME OFFICER (MATERNITY AND CHILD WELFARE) :

JANE A. NAGLE, M.B., B.Ch.

SENIOR SANITARY INSPECTOR,  
INSPECTOR UNDER THE CANAL BOATS ACT,  
INSPECTOR UNDER THE HOUSING CONSOLIDATED REGULATIONS, 1925,  
AND LODGING HOUSE INSPECTOR :

F. BARNETT, M.S.I.A., A.R.San.I., Certificated Meat Inspector.

ADDITIONAL SANITARY INSPECTORS :

G. E. S. SHELDON, M.S.I.A., M.R.San.I., Certificated Meat  
Inspector.

W. L. KAY, F.S.I.A., M.R.San.I., Certificated Meat Inspector.

HEALTH VISITORS :

Miss N. R. Hawkins, S.R.N., S.C.M., M.R.C.N.

Miss M. Parker, S.R.N., S.C.M., Cert. H.V. (R.S.I.)

Miss C. Read, S.R.N., S.C.M., Cert. H.V. (R.S.I.).

CLERICAL STAFF :

Mrs. A. Mears.

Miss M. J. Corbett (W.R.N.S.)

Mrs. P. Bouckley (Temporary)

Miss J. A. Lewis.

Miss J. Mosley (appointed July, 1945)

C. J. Pearce (appointed September, 1945)

E. R. Whittingham (appointed May, 1945)

## ANNUAL REPORT FOR THE YEAR 1945.

The following are brief statistics for the year :—

### STATISTICS AND SOCIAL CONDITIONS OF THE AREA :

Area .....	1,890 acres
Population : 1931 Census .....	31,248
Estimated Population for Year .....	30,330
Estimated Number of Inhabited Houses for the year .....	7,771
Rateable Value .....	£133,732

#### Extracts from Vital Statistics :

	Total	Males	Females	
Live Births	553	278	275	Birth Rate per 1,000 of the estimated resident population ..... 18.23
(Legitimate)	528	264	264	
(Illegitimate)	25	14	11	
Still Births	18	10	8	Rate per 1,000 total (Live and Stillbirths) 18.83

	Total	Males	Females	
Deaths	352	180	172	Death Rate per 1,000 of the estimated resident population ..... 11.61

**Comparability Factor :** Not available for 1945.

Deaths from Puerperal Causes :—

(Headings 29 and 30) of the Registrar General's short list.

	Deaths	Rate per 1,000 total (live and still) Births
Puerperal Sepsis	—	—
Other Puerperal Causes	2	3.50

Death Rate of Infants under one year of age :—

All Infants per 1,000 live births .....	77.76
Legitimate Infants per 1,000 legitimate live births .....	77.65
Illegitimate Infants per 1,000 Illegitimate live births .....	80.00

Deaths from Cancer (all ages) .....	42
„ Measles (all ages) .....	4
„ Whooping Cough (all ages) .....	1
„ Diarrhoea (under 2 years of age) .....	6



Details of the Births in each Ward are given in Table I, and particulars for the last five years in Table 2.

TABLE 1.

Ward.	Males.	Females.	Total.
New Town	51	46	97
High Town	12	23	35
Town Hall	102	114	216
Bradley	41	31	72
Ettingshall	36	47	83
Out of District	36	14	50
Total	278	275	553

TABLE 2.

Year.	Males.	Females.	Total.	Birth Rate per 1,000.
1945	278	275	553	18.23
1944	327	305	632	20.64
1943	329	319	648	21.18
1942	346	296	642	20.94
1941	299	298	597	19.35

Table 3 shows the number of deaths in each Ward ; Table 4 gives the details for the last five years ; and Table 5 the ages at which death occurred.

TABLE 3.

Ward.	Males.	Females.	Total.
New Town	19	24	43
High Town	13	12	25
Town Hall	35	34	69
Bradley	31	28	59
Ettingshall	17	23	40
Out of District	57	59	116
Total	172	180	352

TABLE 4.

Year.	Deaths.			Death Rate per 1,000
	Males.	Females.	Total.	
1945	172	180	352	11.61
1944	182	147	329	10.74
1943	191	156	347	11.34
1942	178	112	290	9.46
1941	193	159	352	11.41

TABLE 5.

Under 1 year	43
1 and under 2 years	5
2 and under 5 years	3
5 and under 15 years	8
15 and under 25 years	19
25 and under 45 years	44
45 and under 65 years	101
65 and under 80 years	106
80 years and upwards	23
Total	352



The following table shows the causes of death and gives particulars of the number of males and females dying from various diseases :—

TABLE 6.

Causes of Death	Males	Fe- males	Total
Typhoid and Paratyphoid Fevers .....	—	—	—
Cerebro-Spinal Fever .....	1	1	2
Scarlet Fever .....	—	—	—
Whooping Cough .....	1	—	1
Diphtheria .....	1	—	1
Tuberculosis of Respiratory System .....	14	14	28
Other Tuberculous Diseases .....	1	3	4
Syphilitic Diseases .....	—	—	—
Influenza .....	7	4	11
Measles .....	2	2	4
Encephalitis Lethargica .....	1	1	2
Cancer, Malignant Disease .....	15	27	42
Diabetes .....	—	3	3
Cerebral Haemorrhage, etc. ....	7	10	17
Heart Disease .....	36	27	63
Other Circulatory Diseases .....	3	2	5
Bronchitis .....	18	11	29
Pneumonia, (all forms) .....	12	9	21
Other Respiratory Diseases .....	5	6	11
Ulcer of the Stomach or Duodenum .....	3	1	4
Diarrhoea, etc. (under 2 years) .....	2	4	6
Appendicitis .....	—	—	—
Other Digestive Diseases .....	3	4	7
Acute and Chronic Nephritis .....	6	5	11
Puerperal Sepsis .....	—	—	—
Other Maternal Causes .....	—	2	2
Premature Birth .....	8	3	11
Congenital Debility, Malformation, etc. ....	3	6	9
Suicide .....	1	—	1
Road Traffic Accidents .....	2	—	2
Other Violent Causes .....	2	—	2
All Other Causes .....	18	35	53
Totals .....	172	180	352



TABLE 7.

Birth-rates, Death-rates, and Analysis of Mortality,  
Maternal Mortality and Case rates for certain infectious diseases  
in the Year 1945. Provisional figures based on Weekly and Quarterly  
Returns.

	England and Wales	County Boro's and Great Towns including London	Smaller Towns Resident Population 25,000 to 50,000 at 1931 Census	BILSTON
Rates per 1,000 Population				
Births :				
Live .....	16.1	19.1	19.2	18.23
Still .....	0.46	0.58	0.53	0.59
Deaths :				
All Causes .....	11.4	13.5	12.3	11.61
Typhoid and Para- typhoid Fevers .....	—	—	—	—
Whooping Cough .....	0.02	0.02	0.01	0.03
Diphtheria .....	0.02	0.02	0.02	0.03
Scarlet Fever .....	—	—	—	—
Smallpox .....	—	—	—	—
Measles .....	0.02	0.02	0.02	0.13
Influenza .....	0.08	0.07	0.07	0.36
Rates per 1,000 live births				
Deaths under 1 year of age .....	46	54	43	77.76
Deaths from Diarrhoea and Enteritis under 2 years of age .....	5.6	7.8	4.5	10.85
Rates per 1,000 Population				
Notifications :				
Typhoid Fever .....	0.01	0.01	0.01	—
Paratyphoid Fever .....	0.01	—	0.01	—
Cerebro-Spinal Fever .....	0.05	0.05	0.05	0.07
Scarlet Fever .....	1.89	2.02	2.03	1.58
Whooping Cough .....	1.64	1.65	1.47	3.23
Diphtheria .....	0.46	0.52	0.56	1.35
Erysipelas .....	0.25	0.28	0.24	0.30
Smallpox .....	—	—	—	—
Measles .....	11.67	10.89	11.19	5.44
Pneumonia .....	0.87	1.03	0.72	2.34
Rates per 1,000 (live and still) Births				
Puerperal Fever } Puerperal Pyrexia }	9.93	12.65	8.81	1.8



## GENERAL PROVISION OF HEALTH SERVICES FOR THE AREA.

### Treatment Centres and Clinics.

### MATERNITY AND CHILD WELFARE.

#### Maternal Mortality :

There were no deaths from Puerperal Pyrexia.

There were two deaths from other Puerperal causes. The certified causes given were :—

Toxaemia of Pregnancy ..... 2.

#### Ante-Natal Clinics :

Dr. J. A. Nagle conducts these clinics which are held every Friday and every other Thursday.

All the salaried midwives attend with their own cases. A Health Visitor and clerk assist at each session.

The attendances for 1945 were :—

New Cases	.....	512
Re-visits	.....	1799

#### Health Visiting :

All notified births are visited. Close co-operation between the local Registrar and this Department is kept up. Advice as to proper care of the home, mother, baby and toddler is given on every available opportunity. Special attention is paid to nutrition of the individual and to the preparation and storage of food in the home.

#### Visits made by the Health Visitors were as follows :

	<i>Primary</i>	<i>Secondary</i>
Children under 1 year	..... 472	1772
Children over 1 year	..... 10	6833
Ante-Natal Cases	..... 186	171
Tuberculosis Cases	..... 60	341

#### Boarded Out Children :

A register is kept of all known cases in the area. The cases are visited monthly and reported on by the Health Visitors who act as Infant Life Protection Visitors.

## Welfare Centres :

Welfare Centres are held on three afternoons a week. The Centres are under the Control of the Medical Officer of Health who is assisted on each occasion by two Health Visitors, a clerk and two or three members of the Ladies' Voluntary Committee.

The attendances at the Centres were as follows :—

		<i>District A.</i>	<i>District B.</i>	<i>District C.</i>
Mothers .....	.....	2728	2069	2608
Babies .....	.....	2245	1604	2154
Toddlers .....	.....	326	354	266

### New Cases.

Babies .....	.....	143	109	125
Toddlers .....	.....	14	20	29

## Infantile Mortality :

The deaths of children under one year of age numbered 43 giving an infantile mortality rate of 77.76 per 1,000 births.

Table 8 shows the causes of death and ages at which they occurred and Table 9 the number of deaths in each ward.

TABLE 8.

CAUSES OF DEATH OF INFANTS UNDER ONE YEAR	Total deaths	Under 1 week	1-2 weeks	2-3 weeks	3-4 weeks	1-3 months	3-6 months	6-9 months	9-12 months
Gastro Enteritis .....	6	—	—	—	—	2	1	3	—
Congenital Malformation .....	9	3	—	—	—	3	1	1	1
Premature Birth .....	11	9	1	1	—	—	—	—	—
Marasmus .....	2	—	—	1	—	—	—	1	—
Bronchitis .....	2	—	—	—	—	1	1	—	—
Pneumonia .....	9	—	—	2	—	2	3	1	1
Suffocation .....	1	—	—	—	—	1	—	—	—
Whooping Cough .....	1	—	—	—	—	—	—	1	—
Measles .....	2	—	—	—	—	—	—	2	—
TOTAL	43	12	1	4	—	9	6	9	2



TABLE 9.

Ward.	Males.	Females.	Total.
New Town .....	5	5	10
High Town .....	1	1	2
Town Hall .....	6	1	7
Bradley .....	3	6	9
Ettingshall .....	2	2	4
Out of District .....	3	8	11
Total .....	20	23	43

### Diphtheria Immunisation.

Diphtheria Immunisation Clinics are held on four afternoons each week.

The number of Children immunised is as follows :—

Children under 5 years of age .....	513
Children over 5 and under 15 years .....	273
TOTAL .....	786

### IMMUNISATION IN RELATION TO CHILD POPULATION.

Number of Children who had completed a Full Course of Immunisation at any time up to 31.12.45.

Age at 31.12.45. <i>i.e.</i> Born in year :—	Under 1	1	2	3	4	5-9	10-14	Total
	1945	1944	1943	1942	1941	1936- 1940	1931- 1935	Under 15
Number Immunised	66	280	234	321	225	2036	1787	4949

### Scabies.

Five Clinics are held weekly at the Cleansing Station rear of 23, Wellington Road. The total number of cases treated was 566.

### Promotion of Cleanliness and Good Habits and the Elimination of Verminous Conditions :

The Health Visitors and School Nurses co-operate very closely with each other and in the general scheme of this work.

Lethane Hair Oil is used in the Clinic and also is given to mothers for use in the homes when found necessary. Instructions are given at the same time as to its use and for the care and toilet of the hair. Advice on Hygiene and good habits generally is tendered to mothers when routine and special visits are paid to homes, particular attention being paid to those homes most in need of it and all cases are followed up regularly.

Families have been sent to Institutions for cleansing when the need has arisen.

Legal action has been taken when necessary in cases of tenants who have persistently failed to keep themselves and their houses clean in spite of the advice and attention given by the Nurses and repeated visits and disinfestation of the homes by the Sanitary Inspectors.

### **Day Nursery.**

The Day Nursery, situated in Prouds Lane, Bilston, will accommodate 40 children, ages ranging from 0 to 5 years. It is open daily from 7 a.m. to 6 p.m. and the average attendance was 31 daily.

The staff comprises :—Matron  
Deputy Matron  
1 Certificated Nursery Nurse  
1 Warden  
1 Nursery Assistant  
2 Probationers  
1 Cook

### **The Care of Premature Infants :**

The three Health Visitors took a final course (of a fortnight each) at the Sorrento Maternity Home, Birmingham, through the kindness and co-operation of the Medical Officers concerned in the Public Health Department, Birmingham.

The weight of the baby is entered on the Birth Notification Cards.

Special Cots and equipment are provided for use in the home.

### **Supply of Sheets for Expectant Mothers :**

386 priority dockets were issued to 193 applicants.



### **Care of Illegitimate Children :**

The Council approved a scheme submitted by the Welfare Authority whereby the responsibility for the detailed administration of the scheme shall be in the hands of the Woman Probation Officer of the Staffordshire County Council, the Health Visitors of the Welfare Authority and the Ladies Voluntary Committee as constituted by the Welfare Authority, all acting under the general supervision of the Medical Officer of Health of the Welfare Authority.

The duties to be undertaken by the persons mentioned shall comprise all those suggested in the Circular.

### **SANITARY CIRCUMSTANCES OF THE AREA.**

Full details of the sanitary circumstances of the area have been given in previous reports.

#### **Water.**

The water supply in the area is satisfactory in quality and quantity.

During the year 13 bacteriological samples were taken : 3 from the Rising Main at the Bratch, 4 from the Covered Reservoirs at Coton Road, 3 from Tomhill Waterworks and 3 from private supplies in the town.

In each case the samples were satisfactory.

The water supply has 13.60 degrees of hardness before boiling, and the waters are not liable to have plumbo-solvent action.

#### **Housing.**

The applications for houses are increasing in numbers.

#### **Clearance Areas.**

A representation was made in 1945 in respect of nine areas affecting 1,504 houses and 5,640 persons.

This is a preliminary to further representations.

#### **Overcrowding.**

Owing to war conditions it has been impossible to build houses to abate overcrowding.



## Inspection and Supervision of Food.

The work of food inspection is carried out by the Sanitary Inspectors, and details are given in the Sanitary Inspector's Annual Report.

## Milk Supply and Food Adulteration.

The work under this heading is controlled by the County Council whose officers carry out the necessary work of sampling.

## Prevalence of and Control over Infectious Diseases.

Table 10 shows the number of cases of infectious diseases notified during the year, cases admitted to Hospital and the known deaths.

TABLE 10.

### Infectious Diseases : Cases admitted to Hospital and Total Deaths.

	Total Cases notified	Cases admitted to Hospital	Total Deaths
Scarlet Fever .....	48	36	—
Diphtheria .....	41	41	1
Puerperal Pyrexia .....	1	1	—
Pneumonia .....	71	—	21
Erysipelas .....	9	5	—
Ophthalmia Neonatorum .....	—	—	—
Cerebro-Spinal Fever .....	2	2	2
Measles .....	165	1	4
Whooping Cough .....	98	3	1
Dysentery .....	1	1	—
Acute Poliomyelitis .....	4	4	—
Acute Polioencephalitis .....	2	2	—

This department has no knowledge of cases of Pneumonia removed to Hospital. Such cases are usually treated at the Royal Hospital, or the New Cross Hospital, Wolverhampton, Public Assistance cases are taken to Wordsley Institution.

**Tuberculosis.**

**TABLE 11.**

Age Period	New Cases.				Deaths.			
	Pulmonary		Non-Pulmonary		Pulmonary		Non-Pulmonary	
	M.	F.	M.	F.	M.	F.	M.	F.
0 and upward	—	—	—	—	—	—	—	—
1       "       .....	1	—	2	2	—	—	1	1
5       "       .....	—	2	2	3	1	—	—	1
15       "       .....	5	12	—	4	3	9	—	1
25       "       .....	7	1	—	1	3	4	—	—
35       "       .....	4	1	—	—	2	1	—	—
45       "       .....	4	1	—	—	4	—	—	—
55       "       .....	1	—	—	—	—	—	—	—
65       "       .....	1	—	—	—	1	—	—	—
Totals       .....	23	17	4	10	14	14	1	3

**REPORT OF THE SANITARY INSPECTOR FOR THE YEAR 1945**

Herewith is submitted a report of the Sanitary Inspector of the Borough for the year 1945 being his thirty-fourth annual report.

**Routine Inspections.**

Details of the inspections made during the year are as follows :—

1.	Visits in connection with complaints, re-inspections and work in progress	1946
2.	Houses inspected (for minor defects)	583
3.	Houses inspected (detailed inspections under Housing Acts)	1192
4.	Houses inspected (cleanliness of tenants)	588
5.	Visits re overcrowding	152
6.	Visits re infectious cases	114
7.	Drains tested	110
8.	Visits to food shops and food preparing premises	298
9.	Visits to bakehouses	58
10.	Visits to fried fish shops	81
11.	Visits re slaughter of animals	216
12.	Visits to factories	24
13.	Smoke—Observations, Inspections and Visits	790
14.	Visits re caravans	246
15.	Visits re rodent control	1127
16.	Miscellaneous, including cleansing	907

**8432**



## Complaints.

The number of complaints received during the year was 683 ; 136 in respect of alleged nuisances or sanitary defects and 547 in connection with choked drains or water closets. All complaints were dealt with.

## Notices.

The number of notices served during the year was 1130— Informal Notices 875, Statutory Notices 255. Notices served on owners 975, on occupiers 155.

Details of the Statutory Notices served :—

	Issued	Complied	Complied by Council	Justices Order	Not Complied
Sec. 92-93 Public Health Act 1936	193	178	—	—	15
Sec. 75 Public Health Act, 1936	23	23	20	—	—
Sec. 83 Public Health Act, 1936	3	3	—	—	—
Sec. 39 Public Health Act, 1936	36	36	35	—	—
	255	240	55	—	15

No legal proceedings were necessary. The 15 notices not complied with at the end of the year were dealt with early in 1946.

## Sanitary Improvements.

The total number of improvements made in compliance with notices served was 2,166 and the number of premises affected by these improvements 1,256.

Details of the improvements are given below :—

Improvements in connection with :—

1. Drainage .....	186
2. Sanitary Accommodation .....	147
3. Washing Accommodation .....	145
4. Houses internal repairs .....	316
5. Houses external repairs .....	457
6. Tenants general cleanliness .....	277
7. Ashbins provided .....	451
8. Caravans removed .....	119
9. Miscellaneous improvements .....	60



## Cleanliness of Tenants in Council Houses.

During the year 588 Corporation houses have been inspected. There is need for the constant inspection of a large number of the Corporation houses. In addition to the dirty and verminous tenants there are many who fail to keep the premises and furniture clean and who neglect and mis-use sanitary appliances.

The number of informal notices served on the occupiers to remedy conditions was 113 and the number of Statutory Notices 3. No legal proceedings were necessary.

The number of houses found to be dirty or verminous was 72 or 12.2% of the houses inspected :

Dirty and verminous .....	39
Dirty but not verminous .....	33

## Meat and Food Inspection.

The only animals slaughtered in the Borough during the year were pigs (Self Supply). The number of carcasses examined was 568.

The number of visits made to food shops, food preparing premises and in connection with the slaughter of animals was 811.

The amount of unsound food destroyed was 4 tons 3 cwts. 17 lbs.

Details of the foodstuffs destroyed are given below :—

	<i>Cwts.</i>	<i>lbs.</i>
Fish .....	18	13
Meat .....	15	20
Rabbits .....	6	67
Bacon .....	4	33
Butter and Margarine .....	3	3
Cheese .....		56
Eggs .....		79
Sugar .....		74
Jam .....		39
Chocolate and Sweets .....		40
Peas and Beans .....	2	23
Dried Fruits .....	4	70
Biscuits and Flour .....		88
Tinned Goods .....	25	84

## Disinfection and Disinfestation.

The number of houses disinfected after infectious cases was 109 and the number of verminous houses disinfested 81.

### **Common Lodging Houses.**

There are two registered common lodging houses. They are not now used by travellers but are occupied by families as permanent residents.

Both of the houses are dilapidated. They cannot be re-conditioned ; are included in Clearance Areas and will be demolished as soon as possible.

### **Canal Boats Act.**

Thirty-six visits have been made to the canal for the purpose of boat inspection but no registered boats have been seen.

### **Obstructions in Drains and Water Closets.**

Choked drains and water closets are cleared by employees of the Corporation without charge to the owners or occupiers. The number of properties dealt with during the year is 544. This figure does not include obstructions removed from Corporation houses by the Housing Department.

The majority of the obstructions are due to default or neglect of the occupiers.

### **Factory Act 1937.**

During the year 7 complaints have been received from H. M. Inspector of Factories. The defects complained of have been remedied.

### **Dairies, Cowsheds and Milk Shops.**


There are 151 registered milk shops and two cowsheds. Bottled milk only is sold from the milk shops.

One of the cowsheds is old and dilapidated. This farm is being bought for housing development and the shed will be demolished. The other shed is old ; but is kept in a clean condition. It requires re-construction but this is not practicable at present.

### **Rats and Mice Destruction Act.**

The number of complaints received during the year was 109. The number of premises baited 196. The total number of visits made in connection with these was :—1127. The estimated kill was 1,630 and the number of dead rats found 326.







General Ledger

1900-1901

1901-1902

Capital Stock

1902-1903

Debit Balance

1903-1904

1904-1905

Profit and Loss

1905-1906

Debit Balance

1906-1907

1907-1908

Profit and Loss

1908-1909