

**[Report 1971] / Medical Officer of Health, Beverley Borough.**

**Contributors**

Beverley (England). Borough Council. nb2013018795

**Publication/Creation**

1971

**Persistent URL**

<https://wellcomecollection.org/works/bd7z6cvy>

**License and attribution**

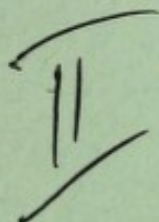
You have permission to make copies of this work under a Creative Commons, Attribution license.

This licence permits unrestricted use, distribution, and reproduction in any medium, provided the original author and source are credited. See the Legal Code for further information.

Image source should be attributed as specified in the full catalogue record. If no source is given the image should be attributed to Wellcome Collection.




Wellcome Collection  
183 Euston Road  
London NW1 2BE UK  
T +44 (0)20 7611 8722  
E [library@wellcomecollection.org](mailto:library@wellcomecollection.org)  
<https://wellcomecollection.org>



BOROUGH OF BEVERLEY

---



# ANNUAL REPORT


OF THE

MEDICAL OFFICER OF HEALTH

AND THE

CHIEF PUBLIC HEALTH INSPECTOR

FOR THE YEAR 1971



Digitized by the Internet Archive  
in 2017 with funding from  
Wellcome Library

<https://archive.org/details/b28920429>

BOROUGH OF BEVERLEY

---

# ANNUAL REPORT

OF THE

MEDICAL OFFICER OF HEALTH

AND THE

CHIEF PUBLIC HEALTH INSPECTOR

FOR THE YEAR 1971

# CONTENTS

	Page
<b>Statistics</b>	
General .....	5
Vital .....	5
<b>Births and Deaths</b>	
Birth and death rates per 1,000 population .....	6
Principal causes of death .....	7
Age distribution of deaths .....	7
Age distribution of infant deaths .....	8
Infant mortality rate .....	9
Still birth rate .....	9
<b>Infectious Diseases</b>	
Distribution of infectious diseases by age groups .....	10
Incidence of infectious diseases during the past five years...	10
<b>General Provisions of Health Service</b>	
Hospital Services .....	11
Nursing Homes .....	11
National Assistance Act, 1948 .....	11
Local Health Authority Services .....	11
Local Education Authority Services .....	12
Other services .....	13
<b>Annual Report of the Public Health Inspector</b>	
Public Health Inspections	
Summary of inspections carried out .....	14
Notices served .....	15
Common Lodging Houses .....	15
Housing .....	15
<b>Food</b>	
Meat .....	16
Other foods .....	17
Ice cream .....	17
<b>Water</b> .....	17
<b>Prevention of Damage by Pests</b> .....	17
<b>Petroleum Acts and Orders</b> .....	18
<b>Offices, Shops and Railway Premises</b> .....	18

## BOROUGH OF BEVERLEY

### PUBLIC HEALTH COMMITTEE, 1971

#### Chairman:

Alderman H. R. GODBOLD

#### Vice-Chairman:

Councillor D. J. Bromby

#### Members:

Alderman K. JACKSON (Mayor)

Councillor E. BIELBY

Councillor H. P. FLYNN

Councillor H. GREENSIDES

Councillor S. C. HAYWOOD

Councillor N. A. JONES

Councillor R. F. MORRISON

Councillor Mrs. M. M. POWELL

Councillor Mrs. P. WRIDE

#### OFFICIALS

##### Clerk of the Council

E. BAILEY

##### Medical Officer of Health and Divisional Medical Officer

J. H. MAUGHAN, M.B., B. S., D.P.H., M.F.C.M.

##### Chief Public Health Inspector

T. B. HOOD, M.A.P.H.I.

##### Senior Additional Public Health Inspector

P. WADEMAN, M.A.P.H.I.

##### Additional Public Health Inspector

R. ALLISON, M.A.P.H.I.

##### Chief Clerk, Divisional Health Office

J. A. H. WADDELL

##### Clerk, Borough Health Department

Mrs. T. A. McCONNELL

**BOROUGH OF BEVERLEY  
ANNUAL REPORT  
OF THE MEDICAL OFFICER OF HEALTH FOR 1971**

---

Divisional Health Office,  
Manor Road,  
Beverley.  
July, 1972.

*To the Mayor, Alderman and Councillors of the Borough of Beverley*  
Mr. Mayor, Ladies and Gentlemen,

I have pleasure in presenting my Annual Report for the year 1971.

The Registrar General's figures for the year 1971 indicates a mid-year population of 17,130 a decrease of 90 compared with last year.

During the year there were 304 live births and 171 deaths compared with 287 live births and 200 deaths last year. The adjusted birth rate for the Borough of 17.8 compares with the national birth rate of 16.0 per 1,000 population and an adjusted death rate of 10.2 compares with the national death rate of 11.6 per 1,000 population.

Diseases of the heart and circulatory system and malignant neoplasms continued to be the major causes of death with ischaemic heart disease being the greatest single cause.

The two deaths of infants under one year of age were both due to the hazards of birth.

Concerning infectious diseases, a number of cases were notified but there was no outstanding outbreak compared with last year.

On sanitary circumstances there were few changes during the year. Water continued to be supplied by the Hull Corporation and 50 samples taken for bacteriological examination by Hull Corporation and 10 by your Public Health Inspectors all proved satisfactory. Twenty-five samples were taken from private supplies and 5 were unsatisfactory.

Routine work under the Housing Acts continued. One unfit house was closed, and one clearance area comprising 13 unfit houses was declared. Seventy-one substandard houses were improved with grants.

100% inspection of meat killed in the Borough continued during the year.

In presenting this report, may I express my thanks to the staff of the Department for their work during the year and to the Chairman and Members of the Health Committee for their constant interest and support.

I am,

Yours faithfully,

J. H. MAUGHAN,

*Medical Officer of Health*

## STATISTICS

### General

Area in acres .....	2,404
Population: 1971 Registrar General .....	17,130
Rateable value at 31st March, 1971 .....	£624,781
Sum represented by a penny rate .....	£6,164 (est)

### Vital

#### Live births:

Total live births .....	304
Crude birth rate per 1,000 population .....	17.6
Comparability factor .....	1.01
Adjusted birth rate per 1,000 population .....	17.8
Illegitimate live births included in above total...	26

#### Still births:

Total still births .....	3
Illegitimate still births included in above total...	—

#### Deaths:

Total deaths .....	171
Crude death rate per 1,000 population .....	10.0
Comparability factor .....	1.02
Adjusted death rate per 1,000 population.....	10.2
Infant deaths (under 1 year of age) .....	2
Infant mortality rate, i.e. infant deaths per 1,000 live births .....	7



**Birth and Death Rates per 1,000 population including  
service personnel living in the district**

Year	England and Wales	Beverley Borough
<b>LIVE BIRTHS</b>		
1971	16.0*	17.8
1970	16.0	16.9
1969	16.3	18.7
1968	16.9	19.5
1967	17.2	18.3
<b>DEATHS</b>		
1971	11.6*	10.2
1970	11.7	11.8
1969	11.9	12.5
1968	11.9	11.1
1967	11.3	11.9

\*Provisional rate supplied by the Registrar General

## Principal Causes of Death

CAUSES OF DEATH	Males	Females	Total
Tuberculosis of respiratory system .. .. .	1	—	1
Other infective and parasitic diseases .. .. .	1	—	1
Malignant neoplasm, buccal cavity etc. .. .. .	1	—	1
Malignant neoplasm, oesophagus .. .. .	2	1	3
Malignant neoplasm, stomach .. .. .	4	2	6
Malignant neoplasm, intestine .. .. .	3	2	5
Malignant neoplasm, lung, bronchus .. .. .	4	2	6
Malignant neoplasm, breast .. .. .	—	4	4
Malignant neoplasm, prostate .. .. .	1	—	1
Other malignant neoplasms .. .. .	3	6	9
Benign and unspecified neoplasms .. .. .	2	—	2
Diabetes mellitus .. .. .	—	1	1
Multiple sclerosis .. .. .	1	—	1
Other diseases of nervous system .. .. .	—	1	1
Chronic rheumatic heart disease .. .. .	1	—	1
Ischaemic heart disease .. .. .	38	25	63
Other forms of heart disease .. .. .	2	1	3
Cerebrovascular disease .. .. .	12	18	30
Other diseases of circulatory system .. .. .	1	2	3
Pneumonia .. .. .	1	3	4
Bronchitis and emphysema .. .. .	5	2	7
Peptic ulcer .. .. .	1	1	2
Other diseases of digestive system .. .. .	1	—	1
Nephritis and nephrosis .. .. .	—	1	1
Hyperplasia of prostate .. .. .	1	—	1
Diseases of skin, subcutaneous tissue .. .. .	1	—	1
Diseases of musculo-skeletal system .. .. .	1	—	1
Congenital anomalies .. .. .	2	1	3
Birth injury, difficult labour, etc. .. .. .	—	1	1
Symptoms and ill defined conditions .. .. .	—	2	2
Motor vehicle accidents .. .. .	2	—	2
All other accidents .. .. .	2	—	2
Suicide and self-inflicted injuries .. .. .	—	1	1
	94	77	171

## Age Distribution of Deaths

Age at Death	1967	1968	1969	1970	1971
Under 1 year ..	3	2	5	3	2
1—5 years ..	—	1	1	—	—
6—15 years ..	—	—	2	1	—
16—25 years ..	1	3	3	2	1
26—45 years ..	2	8	7	7	8
46—65 years ..	44	37	43	45	30
66 years and over	155	144	154	142	130
Totals .. ..	205	195	215	200	171

**Table showing Causes and Age Distribution of Infant Deaths**

Causes of Death	Age Distribution									
	Under 1 week	1 to 2 weeks	2 to 3 weeks	3 to 4 weeks	Total under 4 weeks	1 to 3 months	3 to 6 months	6 to 9 months	9 to 12 months	Total under 1 year
Congenital anomalies	—	—	—	—	—	—	—	—	—	—
Birth injury, difficult labour etc. .. ..	1	—	—	—	1	—	—	—	—	1
<b>Totals .. ..</b>	<b>1</b>	<b>—</b>	<b>—</b>	<b>—</b>	<b>2</b>	<b>—</b>	<b>—</b>	<b>—</b>	<b>—</b>	<b>2</b>

94 77 171

**Age Distribution of Deaths**

Age at Death	1971	1970	1969	1968	1967	Total
Under 1 year	3	3	2	2	3	15
1-2 years	—	—	—	—	—	—
3-4 years	—	—	—	—	—	—
5-9 years	—	—	—	—	—	—
10-14 years	—	—	—	—	—	—
15-19 years	—	—	—	—	—	—
20-24 years	—	—	—	—	—	—
25-29 years	—	—	—	—	—	—
30-34 years	—	—	—	—	—	—
35-39 years	—	—	—	—	—	—
40-44 years	—	—	—	—	—	—
45-49 years	—	—	—	—	—	—
50-54 years	—	—	—	—	—	—
55 years and over	—	—	—	—	—	—
<b>Totals</b>	<b>151</b>	<b>143</b>	<b>124</b>	<b>144</b>	<b>122</b>	<b>502</b>

## INFANT MORTALITY RATE

### Deaths under One Year of Age Rates per 1,000 Live Births

Year	England and Wales	Beverley Borough
1971	7.0*	18.0
1970	11.0	10.0
1969	18.0	16.0
1968	18.0	6.0
1967	18.3	10.0

### Still Birth Rates Rates per 1,000 Total Births

Year	England and Wales	Beverley Borough
1971	12.0*	10.0
1970	13.0	7.0
1969	13.0	6.0
1968	14.0	22.0
1967	14.8	16.0

\*Provisional figure supplied by the Registrar General

## INFECTIOUS DISEASES

### Distribution of Infectious Diseases by Age Groups

Disease	Under 1 year	1-2 years	3-4 years	5-9 years	10-14 years	15-24 years	25-44 years	45-64 years	65 years and over	Age unknown	TOTAL
Meningitis .. ..	—	1	—	—	—	—	—	—	—	—	2
Scarlet Fever .. ..	—	—	2	6	1	—	—	—	—	—	11
Whooping Cough .. ..	1	—	—	—	—	—	—	—	—	—	1
Acute Poliomyelitis											
Paralytic .. ..	—	—	—	—	—	—	—	—	—	—	—
Non-Paralytic .. ..	—	—	—	—	—	—	—	—	—	—	—
Measles .. ..	1	3	3	3	1	—	—	—	—	—	11
Acute Pneumonia .. ..	—	—	—	—	—	—	—	—	—	—	—
Dysentery .. ..	—	—	—	—	—	—	—	—	—	—	—
Erysipelas .. ..	—	—	—	—	—	—	—	—	—	—	—
Food Poisoning .. ..	—	—	1	—	—	1	—	—	—	—	3
Puerperal Pyrexia .. ..	—	—	—	—	—	—	—	—	—	—	—
Enteric or Typhoid											
Fever .. ..	—	—	—	—	—	—	—	—	—	—	—
Paratyphoid Fever .. ..	—	—	—	—	—	—	—	—	—	—	—
Pulmonary											
Tuberculosis .. ..	—	—	—	—	—	1	—	—	—	—	1
Infective Hepatitis .. ..	—	—	—	—	—	—	—	—	—	—	—
Non-Pulmonary T.B. .. ..	—	—	—	—	—	—	2	—	—	—	2
Totals .. ..	2	4	6	9	2	3	4	—	1	—	31

### The Incidence of Infectious Diseases during the Past Five Years

Disease	1967	1968	1969	1970	1971
Meningitis .. ..	—	—	—	—	2
Scarlet Fever .. ..	5	45	40	13	11
Whooping Cough .. ..	16	—	—	3	1
Poliomyelitis and					
Polio-Encephalitis .. ..	—	—	—	—	—
Measles .. ..	347	130	—	339	11
Acute Pneumonia .. ..	—	—	—	—	—
Dysentery .. ..	—	2	—	1	—
Erysipelas .. ..	—	—	—	—	—
Food Poisoning .. ..	—	1	2	2	3
Puerperal Pyrexia .. ..	1	—	—	—	—
Enteric or Typhoid Fever .. ..	—	—	—	—	—
Paratyphoid Fever .. ..	—	—	—	—	—
Pulmonary Tuberculosis .. ..	2	4	—	2	1
Infective Hepatitis .. ..	—	—	1	6	—
Non-Pulmonary T.B. .. ..	—	—	—	—	2
Totals .. ..	371	182	43	366	31

## **GENERAL PROVISION OF HEALTH SERVICES FOR THE AREA**

### **Hospital Services**

Hospitals in the Borough are under the East Riding Hospital Management Committee and are as follows:

### **Westwood Hospital**

This hospital has 235 beds and provides facilities for general medical, surgical, orthopaedic, paediatric and maternity cases.

### **Beverley Cottage Hospital**

This hospital has 20 beds for gynaecological cases.

### **Miniature Mass Radiography**

The Miniature Mass Radiography Unit of the Leeds Regional Hospital Board visited the Borough once a fortnight and held public and private sessions. A total of 433 persons were examined.

## **NURSING HOMES**

There are no Nursing Homes registered under the Public Health Act 1936 within the Borough.

## **NATIONAL ASSISTANCE ACT, 1948**

### **Part III Accommodation**

Accommodation is provided by the County Council at Minster Towers and Langholme. These homes together have beds for 66 elderly persons.

### **Section 47**

One patient was moved to hospital under the National Assistance (Amendment) Act, 1951.

## **LOCAL HEALTH AUTHORITY SERVICES**

The following services are provided in the Borough by the East Riding County Council as the Local Health Authority.

### **Infant Welfare Clinics**

Infant Welfare Clinics are held at the Lord Roberts Road Clinic and Coltman Avenue Clinic. At Lord Roberts Road, General Practitioners held closed sessions on Tuesday afternoons and open sessions were held on Thursday afternoons, while at the Infant Welfare Clinic, Coltman Avenue, General Practitioners held closed sessions on Thursday afternoons, and open sessions were held on Tuesday, Wednesday and Friday afternoons.

The number of children who attended the Clinics and the number of attendances made by them during the year were as shown below:

<i>Number of children who attended during the year and child's year of birth:</i>	<i>Beverley School Clinic</i>	<i>Coltman Avenue Clinic</i>
1966-69	179	245
1970	177	180
1971	211	211
Total attendances	3,675	4,220
Average attendance per session	36	28

### **Domiciliary Midwifery Service**

During the year 4 Nurse/Midwives working in the Borough attended 8 domiciliary births.

### **Health Visiting**

Six Health Visitors work within the Borough having offices at the Divisional Health Office, Manor Road; the Medical Room, Longcroft School; Coltman Avenue Clinic; and a General Practitioner's surgery.

### **Home Nursing Service**

This service is run in conjunction with the Domiciliary Midwifery Service and 7 Nurses (4 of whom are also Midwives) work in the Borough.

### **Ambulance Service**

The County Council's Ambulance Station is situated in Grovehill Road (telephone number 881198)

### **Domestic Help**

Home Help service rendered in the Borough is administered at County Hall, Beverley, and all applications for the service are dealt with by the Home Help Organiser (telephone number 881281).

## **LOCAL EDUCATION AUTHORITY SCHOOL HEALTH SERVICE**

Routine medical inspections are carried out of all children attending Local Education Authorities' schools in the Borough. In addition the following facilities are provided by the County Council.

### **Lord Roberts Road, Clinic:**

Dental Clinic	Monday-Friday 9.30 a.m. to 12 noon and Wednesday afternoon 1.30 p.m. to 4 p.m.
Chiropody	Monday 9 a.m. — 12 noon.

### Coltman Avenue Clinic:

Minor Ailment Clinic Daily 9 a.m. to 9.30 a.m.

Speech Therapy in Beverley on Wednesday afternoon and Friday afternoon at County Hall, Beverley, by arrangement by the Speech Therapist.

## OTHER SERVICES

### Public Health Laboratory Service

Specimens for bacteriological examination are sent to the Public Health Laboratory at the Hull Royal Infirmary, Hull.

### Family Planning Association

The County Council held clinics on Friday mornings 10.30 a.m. to 11.30 a.m. and the first, second and fourth Wednesday evenings 7 p.m. to 8.30 p.m. at the Lord Roberts Road Clinic premises.

### Cervical Cytology

East Riding County Council holds cervical cytology sessions in Beverley according to demand.



**ANNUAL REPORT OF THE CHIEF PUBLIC HEALTH INSPECTOR  
FOR THE YEAR 1971  
T. B. HOOD, M.A.P.H.I.**

**TABLE I**

<i>Total No. of Inspections</i>		<i>Nature of Inspections</i>	
Public Health Act, 1936	.. 2,038	Dwelling-houses:	
		First Visits .. .. .	1,006
		Revisits .. .. .	420
		Disinfestation of Premises and Bedding:	
		First Visits .. .. .	59
		Revisits .. .. .	33
		Drainage Works:	
		First Visits .. .. .	250
		Revisits .. .. .	125
		Common Lodging-houses:	13
		Offensive Trades .. .. .	16
		Smoke and Dust Nuisances .. .. .	40
		Caravans .. .. .	2
		Infectious Disease .. .. .	51
		Noise Nuisance .. .. .	23
			<hr/> 2,038
Housing Acts 1957-1969	.. 301	Clearance/Closing of Houses ..	96
		Houses in Multiple Occupation	18
		Qualification Certificates .. .. .	34
		Advances for Purchase .. .. .	33
		Improvement Grants .. .. .	120
			<hr/> 301
Water Supplies .. .. .	48	Visits .. .. .	48
Clean Air Act, 1956 .. .. .	11	Investigations .. .. .	11
Food and Drugs Act, 1955 ..	1,427	Slaughterhouses (Meat Inspection) .. .. .	566
		Food Preparing Premises .. .. .	304
		Ice-cream Premises .. .. .	19
		Unfit 'Other Food' .. .. .	14
		Bakehouses .. .. .	29
		Food Vehicles .. .. .	52
		Retail Premises .. .. .	404
		Food Stalls .. .. .	39
			<hr/> 1,427
Prevention of Damage by Pests Act, 1949 .. .. .	566	Rodent Treatment .. .. .	566
Petroleum (Consolidation) Act, 1928 .. .. .	38	Storage of Petroleum .. .. .	38
Slaughterhouse Act, 1958 ..	4	Slaughterhouses .. .. .	4
Factory Act, 1961 .. .. .	18	Factories .. .. .	18
Offices, Shops and Railway Premises Act, 1963 .. .. .	168	Offices and Shops .. .. .	168
Civic Amenities Act, 1967 ..	22	Removal of Abandoned Vehicles	22
Noise Abatement Act .. .. .	11	Noise Nuisances .. .. .	11
			<hr/>
<b>TOTAL</b> .. .. .	<b>4,652</b>		

## TABLE II

### NOTICES SERVED

#### Under Public Health and Housing Acts

Number of Preliminary Notices served .. .. .	38
Number of Preliminary Notices complied with .. .. .	32
Number of Statutory Notices served .. .. .	5
Number of Statutory Notices complied with .. .. .	5
(a) By Owners .. .. .	5
(b) By Corporation in default .. .. .	—

### HOUSING

#### Statistics

Number of dwellings in the Borough at 31st December, 1971

Local Authority .. .. .	1,765
Private .. .. .	4,247

Dwellings erected during the year

Local Authority .. .. .	Nil
Private .. .. .	45

Dwellings in course of erection at end of year:

Local Authority .. .. .	8
Private .. .. .	56

#### Action during the year relating to unfit houses

The occupants of 8 unfit houses were re-housed during the year, 1 Closing Order was made and 1 Clearance Area, comprising 13 houses, was declared.

#### Houses in Multiple Occupation

A further 2 houses were brought up to standard during the year and 3 were under investigation and improvement. At the end of the year there were 49 houses in multiple occupation in the town.

**TABLE III**

**Summary of all Meat Inspected and Condemned 1971**

	Cattle	Calves	Sheep & Lambs	Pigs
Number killed .. .. .	738	17	3,462	1,187
Number inspected .. .. .	738	17	3,462	1,187
<b>All Diseases Except Tuberculosis and Cysticerci</b>				
Whole carcasses condemned ..	4	—	4	19
Carcasses of which some part was condemned .. .. .	9	—	4	56
Percentage of the number inspected affected with disease other than tuberculosis and cysticercus ..	1.76	—	.23	6.3
<b>Tuberculosis only</b>				
Whole carcasses condemned ..	—	—	—	—
Number of animals affected with localised tuberculosis	—	—	—	3
Percentage of the number inspected affected with tuberculosis .. .. .	—	—	—	.25
<b>Cysticercus</b>				
Carcasses of which some part or organ was condemned ..	—	—	—	—
Carcase submitted to treatment by refrigeration ..	—	—	—	—
Generalised and totally condemned .. .. .	—	—	—	—
<b>Offal Condemned</b>				
Heads and Tongues .. .. .	2	—	—	3
Livers .. .. .	37	—	26	27
Lungs .. .. .	4	1	2	26
Hearts .. .. .	3	—	2	4
Kidneys .. .. .	2	—	—	2

**Charges for Meat Inspection**

The Council continued to charge for the inspection of meat intended for food where inspection had to be carried out outside normal working hours. The maximum charges allowed by the Regulations were imposed and receipts over the year amounted to £28.90p.

## TABLE IV

### FOOD

#### Other Food Inspected and Condemned

Meat and Meat Products .. .. .	lbs.
Fruit and Vegetables .. .. .	1,159
Fish .. .. .	624
Other Items .. .. .	444
	143
	<hr/>
<i>Total</i>	2,370
	<hr/>

#### Ice-cream

26 ice-cream and 3 ice-lolly samples were submitted for bacteriological examination, all of which were satisfactory.

### WATER SUPPLY

77 samples of water were taken for bacteriological examination during the year, details of which are as under:

	<i>Samples Taken</i>	<i>Satisfactory</i>	<i>Unsatisfactory</i>
Boreholes	25	20	5
Main Supply	10	10	-
Swimming Baths	42	42	-

### RODENT CONTROL

Routine work under this Act was carried out systematically during the year by the Rodent Operator. Treatments were given to 44 business premises, 23 local authority premises and 55 dwelling-houses in the town, and at all these premises an estimated number of 313 rats were killed.

The number of visits made to the various premises for carrying out these treatments was 566 but in addition to this, further time was spent in survey work in the town generally.

## OFFICES, SHOPS AND RAILWAY PREMISES ACT 1963

Routine work continued under this Act during the year at the end of which we had 279 registered premises in the town employing a total work force of 1299 persons. No accidents were reported on premises covered by the Act during the year.

## PETROLEUM ACTS AND ORDERS

At the end of the year 35 premises were licenced to store petroleum spirit and 1 to store carbide of calcium.

WATER SUPPLY		BORING		SWIMMING BATHS	
Year	Number of samples taken	Year	Number of borings	Year	Number of baths
1963	20	1963	10	1963	27
1962	10	1962	42	1962	26
1961	42	1961	4	1961	4
1960	10	1960	2	1960	2

## RODENT CONTROL

Routine work under this Act was carried out systematically during the year by the Rodent Operator. Treatments were given to 44 business premises, 23 local authority premises and 25 dwelling houses in the town and at all these premises an estimated number of 3,100 rats were killed. The number of visits made to the various premises for carrying out these treatments was 266 but in addition to this, further time was spent in survey work in the town generally.









