

**[Report 1894] / Medical Officer of Health, Beverley Borough.**

**Contributors**

Beverley (England). Borough Council. nb2013018795

**Publication/Creation**

1894

**Persistent URL**

<https://wellcomecollection.org/works/jb2rfxck>

**License and attribution**

You have permission to make copies of this work under a Creative Commons, Attribution, Non-commercial license.

Non-commercial use includes private study, academic research, teaching, and other activities that are not primarily intended for, or directed towards, commercial advantage or private monetary compensation. See the Legal Code for further information.

Image source should be attributed as specified in the full catalogue record. If no source is given the image should be attributed to Wellcome Collection.



Wellcome Collection  
183 Euston Road  
London NW1 2BE UK  
T +44 (0)20 7611 8722  
E [library@wellcomecollection.org](mailto:library@wellcomecollection.org)  
<https://wellcomecollection.org>

BOROUGH OF BEVERLEY.

---

REPORT

OF THE

Medical Officer of Health,


J. P. PARK, M.D.,

FOR THE YEAR 1894.

---

BEVERLEY :

J. KEMP AND SON, PRINTERS, MARKET PLACE.



BOROUGH OF BEVERLEY.

---

REPORT

OF THE

Medical Officer of Health,


J. P. PARK, M.D.,

FOR THE YEAR 1894.

---

BEVERLEY:

J. KEMP AND SON, PRINTERS, MARKET PLACE.



TO THE MAYOR, ALDERMEN, AND BURGESSES OF THE  
BOROUGH OF BEVERLEY, ACTING AS THE URBAN  
SANITARY AUTHORITY.

Gentlemen,


I have the honour to submit to you the following  
Report for the year 1894.

I am, Gentlemen,

Your obedient Servant,

J. P. PARK, M.D.,

*Medical Officer of Health.*



Digitized by the Internet Archive  
in 2017 with funding from  
Wellcome Library

<https://archive.org/details/b28919907>

# R E P O R T.



The following Table gives the population, number of deaths in the Borough and the Workhouse, and annual death rate with corresponding zymotic rate for the years 1874 to 1894 inclusive :

Year	Population	Deaths in Borough	Deaths in Workhouse	Total of Deaths	General Death Rate	Zymotic Death Rate
1874	10,578			205	19·3	1·2
1875	10,700			247	23·0	2·3
1876	10,820			239	22·0	1·4
1877	10,940			198	18·0	0·9
1878	11,060			226	20·4	2·0
1879	11,182			243	21·7	1·6
1880	11,291	212	17	229	20·2	1·9
1881	11,410	215	21	236	20·6	1·0
1882	11,522	219	15	234	20·3	0·8
1883	11,635	213	21	234	20·1	1·5
1884	11,748	242	16	258	21·9	4·0
1885	11,861	225	16	241	20·3	1·0
1886	11,974	255	12	267	22·2	1·7
1887	12,087	197	18	215	17·7	1·5
1888	12,200	228	20	248	20·3	0·7
1889	12,313	236	30	266	21·6	2·7
1890	12,425	289	26	315	25·3	2·2
1891	12,539	235	28	263	20·9	0·7
1892	12,651	211	18	229	18·1	1·1
1893	12,764	290	22	312	24·4	3·9
1894	12,877	193	21	214	16·6	1·3



The number of deaths registered in the Beverley Urban Sanitary District during the twelve months ending 31st December, 1894, was 214, 193 in the Borough and 21 in the Workhouse; as against a total of 312 in the previous twelve months, and an average of 244 during the past 21 years.

The annual death rate from all causes for the year under notice was equal to 16·6 per thousand taken on a population of 12,877; the average death rate of the last 21 years being 20·7 per thousand on an average population of 11,742. The death rate for the year has been the lowest for the past 21 years, the years which nearest approached it being 1887 and 1877, when the death rate was 17·7 and 18 respectively.

The health of the town continued exceptionally good till December, when an epidemic of measles and a high mortality amongst the aged, raised the death rate considerably.

The following table shows the number of deaths at different ages for the years 1893 and 1894 :—

	1893		1894
Under 1 year.....	90	...	46
1 year and under 5 .....	31	..	20
5 years and under 15 .....	9	...	8
15 ,, ,, 25 .. .....	15	...	14
25 ,, ,, 35 .. .....	20	...	8
35 ,, ,, 45 .. .....	16	...	10
45 ,, ,, 55 .. .....	26	...	17
55 ,, ,, 65 .. .....	29	...	23
65 ,, and upwards ... ..	76	...	68
	312		214

The mortality at all ages was below the average. The chief causes of death amongst children under 5 years of age were convulsions, want of vitality and measles: amongst old people, senile decay and cerebral diseases; and amongst people in mid-life, heart disease and consumption. Consumption accounted for 14 deaths as against 16 in the previous year. Respiratory diseases other than consumption occasioned 30 deaths, as against 59 in the previous year; the death rate from these diseases being 2·3 per thousand of the population; that of 1893 being 4·6 per thousand.

## ZYMOTIC DISEASES.

The following Table gives the number of deaths from the seven principal Zymotic diseases for the years 1874 to 1894 inclusive:—

Year.	Small Pox.	Diphtheria.	Whooping Cough.	Measles.	Scarlet Fever.	Diarrhoea.	Typhus.	Enteric.	Other.	Total.
1874		2		1	2	5		2	1	13
1875		4	3	1	1	9		1	6	25
1876			1	1	1	10			3	16
1877				3	1	5			1	10
1878				1	4	14		2	2	23
1879					14	2		3		19
1880			3	6	2	12		2		25
1881			4		2			2	2	10
1882					4	1		4	2	11
1883				4		5		2	1	12
1884		5	2			22		16	3	48
1885		4	3			2		5		14
1886		3	1	5		5		7		21
1887	1	3	3			10		2		19
1888	2	5	2						2	11
1889		1		6	12	13		3	1	36
1890			7	4	1	6		11		29
1891		3				2		4		9
1892		5		3		6		1		15
1893	2	2	4			29		14	1	52
1894		6	2	8				1		17
	5	43	35	43	44	158	0	82	25	435

The following is a table comparing the mortality of the seven principal Zymotic diseases of the Borough of Beverley with all England and Wales, in successive quinquennia from 1876 to 1890 inclusive:—

### FEVER.

	1876-80.	1881-5.	1886-90.	1891-4.
England and Wales ...	·38	·27	·20	—
Beverley ...	·22	·62	·44	·44

### DIPHTHERIA.

England and Wales ...	·12	·15	·16	—
Beverley ...	·00	·15	·20	·34

### DIARRHŒA.

England and Wales ...	·85	·67	·68	—
Beverley ...	·73	·51	·59	·63

### SCARLET FEVER.

England and Wales ...	·68	·43	·24	—
Beverley ...	·37	·10	·22	·00

**MEASLES.**

	1876-80.	1881-5.	1886-90.	1891-4.
England and Wales ...	·38	·41	·46	—
Beverley ...	·18	·06	·25	·23

**WHOOPIING COUGH.**

England and Wales ...	·52	·43	·44	—
Beverley ...	·06	·15	·22	·12

**SMALL POX.**

England and Wales ...	·07	·07	·01	—
Beverley ...	·00	·00	·05	·04

**NOTIFICATION ACT.**—The number of cases notified during the year was 48, viz :—

Scarlet Fever.....	27
Diphtheria .....	7
Croup.....	4
Enteric Fever .....	8
Erysipelas .....	2

These were distributed through the months of the year as follows :—

January,	Scarlet Fever	6	Diphtheria	1	= 7
February,	„	1	„	2	= 3
March,	„	8	„	1	= 9
April,	„	3	Croup	4	= 7
May,	„	1			= 1
June,	„	1			= 1
July,	„	2	Enteric Fever	1	= 3
August,	„	0	„	1	= 1
September,	„	1	„	1	= 2
October,	„	1	„	1	} = 3
			Erysipelas	1	
November,	„	2			= 2
December,	Diphtheria	1	Enteric Fever	2	} = 4
			Erysipelas	1	
					48

The number of deaths caused by these diseases during the year was 17 as against 51 in the previous year; the death rate per thousand of the population being 1·3, as against 3·9 in the previous year. They were distributed through the quarters as follows :—First quarter 4; second quarter 2; third quarter 1; fourth quarter 10. The deaths caused by the zymotic diseases were as follows :—

Enteric Fever	1	Measles	8
Diphtheria	2	Whooping Cough	2
Croup	4		

**ENTERIC FEVER.**—The number of cases notified were 8, occurring in 7 households, located as follows,—Landress Lane, Sloe Lane, Union Workhouse, Beckside, Eastgate, Enfields, and Wilbert Lane. The cases occurring in the first four households were imported, and need not be treated more minutely. The three latter houses were found to be sanitary on inspection; and on the smoke test being applied, the drains were found tight.

The cases of local origin were of a sporadic nature, the causes of which are difficult to trace. One death resulted from the disease giving a death rate of 0·07 per thousand of the population; the average death rate for 21 years being 0·33; the average for England and Wales for the same period being 0·28.

**DIPHTHERIA.**—Under this heading 11 cases were reported, 6 of which proved fatal. This gives an average death rate of 0·47 per thousand of the population; the average death rate for the past 21 years was 0·17 and for the past 11 years 0·28. From 1875 to 1884 no death occurred from this disease, but from this latter year forward there have been an unduly great number recorded. The reason of this prevalence of the disease in the past 11 years is difficult of explanation; but it was noticed that the majority of the houses in which it occurred presented gross sanitary defects either in drainage or ashpits.

**MEASLES.**—This not being a notifiable disease I am unable to state the number of cases that occurred in the town during the past year; but a severe epidemic which broke out in the latter part of November, occasioned 8 deaths in December. This was the greatest mortality due to the disease in any year during the past 21 years; the average for this period being 2 deaths per annum. The advisability of making this a notifiable disease is worthy of the consideration of your Committee. Had it been a notifiable disease, you would have early become cognizant of its existence amongst us; and you would have been able to limit, if not to prevent, the severe epidemic which has raged.

**WHOOPIING COUGH.**—Two deaths are due to this disease, giving a death rate of 0·11 per thousand of the population. The average mortality during the past 21 years is 1·7 per annum.

### FOOD INSPECTION.

The markets have been regularly inspected, but no meat, fish, or fruit has been condemned during the year, as all offered for sale has been good.

## SANITATION.

The two principal Sanitary Reforms during the year were the introduction of Flushing Chambers, the location of which has been given in the Inspector of Nuisance's Report and the cleaning of the Walker Beck. The flushing of the sewers, when efficiently carried out should tend materially to improve the sanitation of the town, and consequently decrease the mortality. There can be no doubt that a quick carriage of sewage to the point of outfall is absolutely necessary, and, as a result, the health of the town should be much benefited.

## Street List of Notifiable Zymotic Disease :

	Enteric Fever.	Scarlet Fever.	Diph- theria.	Croup.	Wh'ping Cough.	Erysip- elas.	Total.
Beckside .....	1	4	1				6
Well Lane .....		2					2
Walkergate .....		1					1
Mill Lane.....			1				1
Norwood .....			1				1
Highgate .....		1					1
Beverley Workhouse..	1	6				1	8
Tyndall Lane .. ...		1					1
North Bar Street... .			1				1
Eastgate .....	1			2			3
Wood Lane .....		1					1
Chantry Lane .....				1			1
Grovehill .....			2				2
Wilbert Lane .....	2	2					4
Keldgate .. ...				1			1
Trinity Grove .....		1					1
Butcher Row .....		1					1
Cherry Tree Lane ..		1					1
Grosvenor Place .....		1					1
Cartwright Lane .....		1					1
Landress Lane .....	1						1
Sloe Lane ... ..	1						1
Enfields .....	1						1
Queens Gate Road ..		1					1
Bar Street, Without...		1					1
Minster moorgate ...		1					1
Swinemoor Lane .....			1				1
D'yer Lane .....		1					1
Westwood Road .. ...						1	1
	8	27	7	4	0	2	48

The accompanying is a report of the work done in the Nuisance Inspector's department during the year 1894:—

**List of Ashpits inspected and Notices sent in each  
Street or Yard.**

Name of Street.	No. of Houses.	Name of Street.	No. of Houses.
Berrymans Yard .....	1	Railway Street .....	6
Chantry Lane .....	3	St. Andrew Street.....	6
Dog and Duck Lane .....	9	Spark Mill Row.....	8
Dyer Lane .....	3	Spark Mill Terrace .....	3
Eastgate .....	3	Silvester Lane .....	2
Endfield .....	1	Slea Lane .....	6
Flemingate .....	2	Trinity Lane .....	4
Gardham's Yard .....	2	Toll Gavel .....	2
Grosvenor Place .....	1	Tiger Lane .....	1
Hengate ... ..	2	Tindall Lane .. ..	1
Holme Church Lane .....	2	Walkergate .....	4
Landress Lane .....	1	Walker's Yard .....	5
Lady Gate.....	4	Wilbert Lane.....	6
Lair Gate .....	2	Well Lane .....	4
Margaret's Place .....	2	Wood Lane .....	1
Market Place .....	1	Westbourne Villas.....	1
Mill Lane .....	2	Wellington Terrace .. ..	4
Morton Lane .....	9	York Road.....	1
New Walk .....	2		
North Bar Without .....	1		
Norwood .. ..	1		
Norwood Walk .....	4		
			123

7 Notices were issued for "Defective Drainage." 1 Notice was issued for "Pigs being kept too near dwelling house."

With the exception of a small portion in St. John Street the Walker Beck has been thoroughly cleansed and all the drains diverted.

At an inspection of the Walker Beck where it crosses Toll Gavel, the storm water was found to be absolutely clear and did not show the slightest trace of sewage contamination.

21 Street Gullies which were found to be built of indifferent brick-work and-untrapped have been removed and earthenware gullies substituted.

5 Street Gullies in Albert Terrace which were found to be connected with the house drains have been removed and replaced with earthenware trapped gullies, the house drains being disconnected and joined to the Main Sewer.

6 Flushing Chambers have been introduced at the following places, viz:—Molescroft Road, York Terrace, St. Giles's Croft, Lair Gate, Slea Lane, and Cross Street, and other two will be laid down during the spring.

## Report on the Mortality and Condition of the District.

*From the 1st January, 1894, to the 31st December, 1894, inclusive.*

Population in 1891.	4345	2673	5521	Total 12539	
Deaths from	St. Martin.	St. Nicholas.	St. Mary.	Zymotic.	Other Diseases.
<b>General Diseases.</b>					
Natural Decay .....	3	2	15		20
Cancer .....	3	2	5		10
Gangrene .....	1		1		2
Stricture of Œsophagus		1			1
Tabes Mesenterica.....	1	2			3
Tuberculosis .....			2		2
Lupus .....	1				1
Convulsions .....	8		3		11
Rickets .....			1		1
Inanition .....	2		3		5
Marasmus .....	1				1
Atrophy ... ..	1	1	2		4
Premature Birth .....	4	1			5
Septicaemia .....			1		1
Inflammation of Throat..	1				1
Mollities ossium .....			1		1
Abscess of Elbow .....		1			1
Dentition .. . . . .	1				1
Carbuncle .. . . . .		1			1
Fungus hæmatocele .....			1		1
Abscess of temporal bone			1		1
Syphilis .. . . . .					1
Hydrocephalus .....	1		1		1
Chronic Alcoholism ...		1			1
<b>Zymotic Diseases</b>					
Enteric Fever... ..	1			1	
Scarlet Fever ... ..					
Measles .....	2	4	2	8	
Diphtheria .....	1	1		2	
Croup .....	4			4	
Whooping Cough .....	2			2	
Diarrhœa .....					
Malarial Fever .....			1		1
<b>Nervous System.</b>					
Cerebral Disease.....	1		1		2
Apoplexy ... ..	1	3	5		9
Meningitis .. . . . .	4				4
Tetanus . . . . .	1				1
Epilepsy .....			1		1
Paralysis.....			3		3

Population in 1891.	4845	2673	5521	Total 12536	
Deaths from	St. Martin.	St. Nicholas.	St. Mary.	Zymotic.	Other Diseases.
<b>Circulatory System.</b>					
Heart Disease .....	15	3	9		27
Pericarditis .....					
Endocarditis .....					
Angina Pectoris .....	1				1
Embolism .....					
Thrombosis .....			1		1
Phlebitis .....	1				1
Aortic Disease .....	1				1
Dropsy .....			1		
<b>Respiratory Diseases.</b>					
Laryngitis .....		1			1
Bronchitis .....	6	3	5		14
Pleurisy .....					
Pneumonia .....	7	2	5		14
Asthma .....					
Phthisis .....	4	2	8		14
Broncho-pneumonia .....		1			1
<b>Digestive Organs.</b>					
Peritonitis .....			1		1
Ascites .....					
Liver Disease .....	2	2	1		5
Enteritis .....					
Hernia .....			1		1
Intestinal Obstruction ..	1		1		2
Inflammation of Coecum ..		1			1
Obstruction of Bile Duct ..			1		1
Jaundice .....		1			1
<b>Genito Urinary Organs.</b>					
Ovarian Disease .....					
Bright's Disease.....		2			2
Diabetes .....			1		1
Renal Calculus .....	1				1
<b>Inquests.</b>					
Inquests .....	1	2	4		7
Apoplexy .....					
Natural Causes .....					
Concussion of Brain ...					
Rupture of bloodvessel in chest .....					
Suffocation .....					
Heart Failure .....					
				17	197




Total Zymotic Diseases 17.

Total other Diseases 197.


Number of deaths of Children under one year of age 46.

Number of deaths of Children under five years of age 20.

The rate of mortality is calculated on a population increased to 12,877.







OLEY