

**[Report 1961] / Medical Officer of Health, Beaminster R.D.C.**

**Contributors**

Beaminster (Dorset, England). Rural District Council.

**Publication/Creation**

1961

**Persistent URL**

<https://wellcomecollection.org/works/ytdy3pw6>

**License and attribution**

You have permission to make copies of this work under a Creative Commons, Attribution license.

This licence permits unrestricted use, distribution, and reproduction in any medium, provided the original author and source are credited. See the Legal Code for further information.

Image source should be attributed as specified in the full catalogue record. If no source is given the image should be attributed to Wellcome Collection.



Wellcome Collection  
183 Euston Road  
London NW1 2BE UK  
T +44 (0)20 7611 8722  
E [library@wellcomecollection.org](mailto:library@wellcomecollection.org)  
<https://wellcomecollection.org>

Beaminster Medical Officer  
Beaminster 1975.

Health Centre,  
North Allington,  
Beaminster,  
Dorset.

June, 1961.

To the Chairman and Members of the  
Beaminster Rural District Council.

BEAMINSTER RURAL DISTRICT COUNCIL

Chairman, Ladies and Gentlemen,

I have the honour to present to you my Annual Report for the year

ANNUAL REPORT OF THE MEDICAL OFFICER OF HEALTH.

FOR THE YEAR

1961.




Public Health Staff & Vital Statistics.	1 - 2
Sanitary Conditions of the	3 - 4
Superior and Supervision of	5 - 6
Sanitation.	7 - 8
Provision of, and control over,	9 - 10
Infectious and other Diseases.	11 - 12
Vaccination Data.	13.

I am deeply grateful for the courtesy and consideration extended to me by Members of the Council and for the co-operation of my colleagues on the Council staff, especially Mr. Biddle, the Public Health Inspector, for his great assistance in the preparation of this Report.

I am, your devoted servant,

*A. Smith*  
Medical Officer of Health.



Digitized by the Internet Archive  
in 2016 with funding from  
Wellcome Library

<https://archive.org/details/b28911027>

Telephone Number  
Bridport 3172.

Health Centre,  
North Allington,  
Bridport,  
Dorset.

June, 1962.

To the Chairman and Members of the  
Beaminster Rural District Council.

Mr. Chairman, Ladies and Gentlemen,


I have the honour to present to you my Annual Report for the year  
1961.

The Report is set out in sections in the following order :-

	<u>Pages.</u>
Public Health Staff & Vital Statistics.	1 - 4
Sanitary Circumstances of the Area.	5 - 9
Inspection and Supervision of Food.	9 - 11
Housing.	12 - 13
Prevalence of, and control over, Infectious and other Diseases.	14 - 17
Factories Acts.	18.

I am deeply grateful for the courtesy and consideration extended  
to me by Members of the Council and for the co-operation of my colleagues  
on the Council staff, especially Mr. Rundle, the Public Health Inspector,  
for his great assistance in the preparation of this Report.

I am, your obedient servant,



Medical Officer of Health.

Health Centre,  
North Allington,  
Bedford,  
Herts.

June, 1962.

Telephone Number  
Bedford 2172.

To the Chairman and Members of the  
Bedford Rural District Council.

Mr. Chairman, Ladies and Gentlemen,

I have the honour to present to you my Annual Report for the year  
1961.

The Report is set out in sections in the following order:-

Pages

1 - 2	Public Health Staff & Vital Statistics.
3 - 4	Sanitary Conditions of the Area.
5 - 11	Inspection and Supervision of Food.
12 - 13	Drinking.
14 - 15	Provision of, and control over, Intoxicants and other Diseases.
16.	Researches done.

I am deeply grateful for the courtesy and consideration extended  
to me by members of the Council and for the co-operation of my colleagues  
on the Council staff, especially Mr. E. Smith, the Public Health Inspector,  
for his great assistance in the preparation of this Report.

I am, yours obedient servant,

Medical Officer of Health.

PUBLIC HEALTH STAFF.

Medical Officer of Health.....Adam Armit, M.B., Ch.B., D.P.H..  
Public Health Inspector and  
Meat Inspector..... C.C. Rundle, M.R.S.H., M.A.P.H.I.,  
Clerk to the Medical Officer..... Miss B.E. Lawrence.

STATISTICS OF THE AREA.

Area in acres.	..	..	..	..	..	..	58,693
Registrar General's estimate of population	..	..					8,240
No. of inhabited houses (according to the Rate Books as at end of 1961)	..	..					2,876
Rateable Value	..	..	..	..	..	..	£74,335
Sum represented by a Penny Rate	..	..	..	..	..	..	£300



EXTRACTS FROM VITAL STATISTICS.

\* Area Comparability Factors - Births 1.14 Deaths 0.77

<u>Live Births.</u>	<u>Total.</u>	<u>Male.</u>	<u>Female.</u>
Total registered.	109	58	51
Legitimate.	104	54	50
Illegitimate.	5	4	1

Live Birth Rate per 1,000 population - 13.23 Crude  
15.08 Corrected.

Illegitimate Live Births per cent of total Live Births 4.59

<u>Still Births.</u>	<u>Total.</u>	<u>Male.</u>	<u>Female.</u>
Total registered.	5	3	2
Legitimate.	5	3	2
Illegitimate.	-	-	-

Still-births rate per 1,000 live and still-births 43.86

<u>Total Live and Still-births.</u>	<u>Total.</u>	<u>Male.</u>	<u>Female.</u>
Total registered.	114	61	53

<u>Deaths (excluding still-births) all ages.</u>	<u>Total.</u>	<u>Male.</u>	<u>Female.</u>
Total registered.	93	44	49

Death Rate per 1,000 population - 11.29 Crude.  
8.69 Corrected.

<u>Infant deaths under 1 year.</u>	<u>Total.</u>	<u>Male.</u>	<u>Female.</u>
Total registered.	4	3	1
Legitimate.	4	3	1
Illegitimate.	-	-	-

<u>Infant deaths under 4 weeks.</u>	<u>Total.</u>	<u>Male.</u>	<u>Female.</u>
Total registered.	3	3	-
Legitimate.	3	3	-
Illegitimate.	-	-	-

<u>Infant deaths under 1 week.</u>	<u>Total.</u>	<u>Male.</u>	<u>Female.</u>
Total registered.	3	3	-
Legitimate.	3	3	-
Illegitimate.	-	-	-

Infant Mortality Rates.

Total infant deaths per 1,000 total live births.	36.7
Legitimate " " " " legitimate live births.	38.5
Illegitimate " " " " illegitimate live births	Nil.
Neo-natal Mortality Rate (deaths under 4 weeks per 1,000 total live births)	27.53
Early Neo-natal " " " " 1 week " " " " " "	27.53
Perinatal " " (still-births & deaths under 1 week combined per 1,000 total live and still births)	70.18

Maternal Mortality (including abortion)

Number of deaths.	Nil.
Rate per 1,000 total live and still-births.	Nil.

\* Note - Comparability Factor. This is worked out for each District by the Registrar General.

CAUSES OF DEATH AT ALL AGES.

Registrar General's Official Returns.

	Males.		Females.		Total.
	1-3 Qrts.	4 Qrt.	1-3 Qrts.	4 Qrt.	
1. Tuberculosis, respiratory.	-	4	-	-	4
2. Tuberculosis, other.	-	-	-	-	-
3. Syphilitic Disease.	-	-	-	-	-
4. Diphtheria.	-	-	-	-	-
5. Whooping Cough.	-	-	-	-	-
6. Meningococcal Infections.	-	-	-	-	-
7. Acute Poliomyelitis.	-	-	-	-	-
8. Measles.	-	-	-	-	-
9. Other infective & parasitic diseases.	-	-	-	-	-
10. Malignant neoplasm, stomach.	-	-	1	1	2
11. Malignant neoplasm, lung, bronchus.	2	-	-	1	3
12. Malignant neoplasm, breast.	-	-	-	-	-
13. Malignant neoplasm, uterus.	-	-	-	1	1
14. Other Malignant & Lymphatic neoplasms.	1	1	2	1	5
15. Leukaemia, aleukaemia.	-	-	-	-	-
16. Diabetes.	-	-	-	-	-
17. Vascular lesions of nervous system.	3	-	6	-	9
18. Coronary disease, angina.	9	3	5	2	19
19. Hypertension with heart disease.	1	-	1	1	3
20. Other heart disease.	3	3	8	5	19
21. Other circulatory disease.	2	-	1	1	4
22. Influenza.	-	-	-	-	-
23. Pneumonia.	2	2	3	1	8
24. Bronchitis.	2	1	2	-	5
25. Other diseases of respiratory system.	-	-	1	-	1
26. Ulcer of stomach and duodenum.	-	-	-	-	-
27. Gastritis, enteritis and diarrhoea.	-	-	-	-	-
28. Nephritis and nephrosis.	-	-	-	1	1
29. Hyperplasia of prostate.	1	2	-	-	3
30. Pregnancy, childbirth, abortion.	-	-	-	-	-
31. Congenital malformations.	-	-	1	-	1
32. Other defined & ill defined diseases.	3	2	3	-	8
33. Motor vehicle accidents.	-	-	-	-	-
34. All other accidents.	-	-	-	-	-
35. Suicide.	-	-	-	-	-
36. Homicide and operations of war.	-	-	-	-	-
Totals.	29	15	34	15	93



## OTHER VITAL STATISTICS.

	1939	1948	1954	1955	1956	1957	1958	1959	1960	1961
Population.....	7635	8002	8140	8150	8140	8160	8150	8080	8100	8240
Rateable Value.....	£29603	£37929	£41760	£41778	£70706	£68472	£69063	£73212	£73423	£74335
Produce of a Penny Rate.....	£131	£158	£168	£168	£288	£288	£279	£282	£293	£300
<b>BIRTHS</b>										
Live Births.....	126	139	129	128	121	130	119	115	124	109
Legitimate.....	115	133	123	120	112	126	117	104	118	104
Illegitimate.....	11	6	6	8	9	4	2	11	6	5
Still Births.....	3	3	1	2	6	-	1	2	1	5
Live Birth Rate (crude).....	16.5	17.4	15.9	15.7	14.9	15.9	14.6	14.2	15.3	13.3
Live Birth Rate (corrected).....	15.6	17.9	18.2	18.1	17.1	18.2	18.2	16.2	17.5	15.1
Live Birth Rate (Eng. & Wales).....	15.6	17.9	15.2	15.0	15.7	16.1	16.4	16.5	17.1	17.4
Still Birth Rate (Eng. & Wales).....							16.4	20.7	19.7	18.7
<b>DEATHS</b>										
Total Deaths.....	102	85	81	104	125	102	115	117	104	93
Death Rate (crude).....	13.4	10.6	10	12.8	15.4	12.5	14.2	14.5	12.8	11.3
Death Rate (corrected).....			8	10.2	12.7	10.6	11.9	12	10.8	8.7
Death Rate (Eng. & Wales).....	11.6	10.8	11.3	11.7	11.7	11.5	11.7	11.6	11.5	12.0
<b>INFANT MORTALITY</b>										
Deaths under 1 year.....	9	4	1	1	4	1	1	-	4	4
Infantile Death Rate.....	71.0	28.8	7.8	7.8	33.1	7.7	8.4	-	32.3	36.7
Infantile Death Rate (Eng. & Wales).....	53	33.9	25.4	24.9	23.5	23.1	22.5	22.0	21.7	21.4
Neonatal Death Rate (Eng. & Wales).....								15.8	15.6	15.5
<b>MATERNAL DEATHS</b>										
Maternal Deaths.....	-	-	-	-	-	-	1	-	-	-
Maternal Death Rate.....	-	-	-	-	-	-	8.4	-	-	-
Maternal Death Rate (Eng. & Wales).....	2.97	1.02	0.69	0.64	0.56	0.47	0.43	0.38	0.39	0.33
<b>Number of Deaths and Death Rates from Tuberculosis and Cancer.</b>										
	Death Rates per million population									
	Bearingston Rural.									
	Males.	Females.	Rate.	Males.	Rate.	England and Wales				
						Males.	Rate.	Females.	Rate.	
Respiratory Tuberculosis.	1	-	121	-	2239	100	7	762	32	32
Other Tuberculosis.	-	-	-	-	166	166	7	166	7	7
Cancer of lung and bronchus.	2	1	364	1	19459	871	871	3350	141	141
Other cancer.	2	6	971	6	33982	1521	1521	43123	1810	1810



### SANITARY CIRCUMSTANCES OF THE AREA.

The District is approximately 92 square miles in area and is divided into 26 parishes with a population of 8,240. Agriculture is the basic industry, mostly dairy farming. There is a Milk Factory and a Plastics' Factory in Beaminster Town, and a Saw Mill in the west of the District.

#### Water Supplies.

The West Dorset Water Board took over direct responsibility of public water supplies in the District on 1st. April, 1959. The Council's responsibility ceased in respect of public water supplies to Beaminster Town, Netherbury village, Thorncombe village, Corscombe and Halstock.

The Council still retain responsibility for water supplies to their own housing estates in the parishes other than the above.

#### West Dorset Water Board. Regional Scheme Phase 1

In April, the Ministry approved Phase 1 of the Board's Regional scheme without prejudice to any decision that might ultimately be taken on the draft order for Litton Cheney. On 14th. September, a Public Enquiry was held regarding the proposed development at Litton Cheney.

Phase 1 included statistics relating to the Litton Cheney boreholes together with details of the Hooke pumping station, the construction of five reservoirs and the laying of approximately 19 miles of trunk mains from Hooke westwards via Toller Down, Beaminster Down (with a spur to Langdon reservoir) to Broadwindsor, Salway Ash and Dottery from where a connection would be made to the Bridport supply at Bradpole.

Good progress was made during 1961 on capital works contracts of Phase 1, and by the end of the year :-

- (a) Reservoir on North Warren Hill was completed.
- (b) Head Works etc at Hook were 90% completed.  
Detailed foundation drawings for the pumps had been received and the permanent high voltage line to the site erected.
- (c) The Contractors had built a temporary access road and were excavating the site for the Toller Down reservoir.
- (d) Approximately 15,300 yards of 10", 8" and 6" main between Hooke and the site reservoir at Stoke Knapp was completed.
- (e) 7,500 yards of 6" main was laid from North Warren Hill reservoir via Salway Ash to Dottery with an extension to Bradpole. This main was connected to the existing mains in Netherbury. Thus water from the present source supplying Beaminster would augment, during part of 1962, the supply from Litton Cheney to Bridport and Bradpole.

By early 1962 it was hoped to let the following contracts which would complete Phase 1.

- (a) Reservoir at Stoke Knapp.
- (b) Reservoir at North Bowood.
- (c) Main laying, Furleigh Cross to Broadwindsor.

The Board's Engineer felt reasonably confident that it would be possible to lift the ban on water supply to new building development in the Bridport area by December, 1962, and also to supply Broadwindsor by that date.

#### Punoknowle Swyre and West Bexington.

At the end of April, water was laid on from Litton Cheney to West Bexington via Punoknowle and Swyre through a new mains system of 8,212 yards in length.



## Re-grouping of Water Undertakings.

In May, the Minister informed the West Dorset Water Board that he had communicated with the Dorchester Borough and Rural District Councils, Weymouth Borough, Portland Urban District Council and the Weymouth Water Works Company, foreshadowing moves regarding re-grouping at a not too distant date, and in September, on the suggestion of the Minister, a Working Party was formed to prepare an agreed body of information from which a more accurate assessment than at present existed, could be made of the likely burden which re-grouping would impose on the consumers of water within the four adjacent authorities. At its first meeting on 25/9/61 it agreed on a form of questionnaire to be completed by all the authorities concerned, the figures from which would be consolidated by the Deputy County Treasurer. The Working Party then proposed to prepare an agreed report showing the financial implication of forming a Board to serve both Central and West Dorset. The Report would show, first, the financial position of the proposed Board if formed in the near future and, secondly, the long term position after all major capital works had been completed and any preferential rates, special contributions, etc, had ceased to operate.

I am grateful to the West Dorset Water Board's Engineer for his co-operation.

## Analyses.

Approximately 3,600 persons take supplies from public mains, 2,800 from private piped supplies and 1,800 depend on individual sources, e.g. wells and springs, which are mostly of doubtful quality and insufficient quantity.

The following table shows the results of bacteriological analyses carried out by the Public Health Laboratory, Dorchester, during the year from various supplies taken by the Local Authority, and the West Dorset Water Board.

Supplies.	Total.	Satisfactory.	Suspicious.	Unsatisfactory.
Board's Mains.				
Beaminster.	54	50	1	3
Corscombe and Halstock.	51	44	3	4
Thorncombe.	40	25	3	12
Hooke source.	10	7	-	3
Private Supplies.	9	3	1	5

## Sewerage and Sewage Disposal. Beaminster and Netherbury.

There are 626 properties within the area to be served by the proposed new sewerage system at Beaminster. 576 of these have water sanitation and the remaining 50 have pail closets or vaults.

The method of disposal of drainage from the 576 properties with water sanitation is approximately as follows :-

Council Houses, with their own disposal plants (septic tank, filter and humus chamber, with effluent to river).....	208
Council Flats and Houses connected to existing sewer.....	7
Private properties with cesspools or septic tanks, and with effluent to river.....	62
Private properties with cesspools or septic tanks, but with effluent to soakaways.....	25
Private properties connected to existing sewers.....	232
Private properties connected directly to rivers.....	42



The existing sewers are mostly combined highway surface water and house drainage sewers. They are predominantly old stone built sewers and discharge untreated into the rivers at various points.

Especially during the summer months the condition of the rivers gets very bad, particularly so in the case of the river at the end of St. Mary Well Street, and to improve matters during these months parts of the rivers are cleaned periodically.

Pollution of the river is also aggravated by the discharge of drainage from the milk drying factory of Messrs Dried Milk Products Ltd., at North Street, and from the Process and Printing Works of Messrs Abbott Brown and Sons Ltd., at the end of Fleet Street.

An enquiry into the sewerage scheme for Beaminster and Netherbury was held on 31/5/61 by an inspector of the Ministry of Housing and Local Government, and as a result of this enquiry, the Minister agreed that a scheme of sewerage and sewage disposal was necessary. The Minister suggested that the Council should approach Bridport Borough and Bridport Rural District Councils with a view to exploring the possibility of joint action with them, for an alternative means of sewage disposal for Beaminster and Netherbury by the conveyance of the sewage down the River Brit valley to discharge into the sewerage system of the Bridport Borough.

#### The Long Sea Outfall.

In October, a Joint Meeting of the West Dorset Local Authorities took place regarding the proposed scheme for a long sea outfall at West Bay put forward by Messrs Land and Marine Contractors Ltd. It was decided to employ a firm of Consultant Engineers to make the necessary investigation and preparation of a preliminary report on the scheme as affecting the two Bridport and Beaminster Councils. Subsequently the Councils agreed to contribute to the cost (750 guineas) of the Consultants fees in the following proportions - Beaminster R.D.C. 3/12ths. Bridport R.D.C. 4/12ths. and Bridport Borough 5/12ths. Any grant from the Dorset County Council for this report would be apportioned among the constituent authorities on the foregoing basis.

#### Powerstock and Nettlecombe.

This scheme was completed at the beginning of the year.

#### Halstock.

Sewer laying commenced in October. The tender was £6,168 and the scheme is designed to provide for the sewerage by gravity serving 37 properties including a licensed premise.

#### Corscombe.

In July, the Council agreed to send to the Minister of Housing and Local Government for approval, an outline scheme to serve the Council Farm and Milton Farm areas (with provision for the inclusion of the Church area), incorporating

- (1) a disposal site near Farm End with access via an existing lane from Pope's Cottage.
- (2) Gravity sewers from the vicinity of Yew Tree Farm to Milton Farm and from Pope's Cottage to Milton Farm.
- (3) A Gravity sewer from Knapp Farm and another from Bankside to a pumping station opposite Corscombe Farm and thence a pumping main to the head of the gravity sewer at Yew Tree Farm.

Estimated cost £12,049.

#### Helplash.

It was decided to defer sewerage of this village until after mains water was laid on by the West Dorset Water Board.



### Salway Ash.

As mains water was laid on to this village at the end of the year, it was decided to bring forward Salway Ash to follow Corscombe in order of priority.

### Priority Schemes.

As Phase 1 of the West Dorset Water Board's Scheme will be completed by the end of 1962, it means that mains water will have been laid on to Salway Ash and Dottery (completed at the end of 1961) and also to Broadwindsor by the end of 1962, so urgent consideration should be given to the sewerage of these villages.

### Public Cleansing.

A fortnightly collection of all household refuse for the whole of the District except Beaminster parish, which has a weekly collection, was introduced in January.

The refuse is tipped on the Council's dump a mile north of Beaminster town.

A new Austin 404 forward control chassis/cab with 3.4 litre diesel engine fitted with 12 Cu. Yrd. capacity body, was purchased and went into service in October.

Litter bins, provided by the Dorset County Council who also contribute towards the cost of collection at official laybys on trunk and classified roads, are emptied on the normal refuse collection rounds.

### Sanitary Inspections of the Area.

No. of inspections.....	1303 (including all inspections)	
No. of Informal Notices.....	63.	No. complied with..... 58.
No. of Statutory Notices.....	Nil.	No. complied with..... Nil.

### Allocation of Inspections.

Factories.....	12.	Food Inspections.....	81.
Drains.....	195.	Food Premises.....	155.
Milk Premises.....	2.	Infectious Diseases.....	2.
Licensed Premises.....	13.	Petrol storage.....	7.
Water Supplies.....	37.	Knackers Yard.....	4.
Building Byelaws & Planning.....	674.	Slaughterhouses.....	82.
Nuisances, general.....	32.	Housing.....	262.

### Petroleum Spirit.

#### Petroleum (Consolidation) Act, 1928.

#### Petroleum (Regulation) Act, 1928 and 1936.

No. of licences.....	40.	No. of inspections.....	7.
No. of Notices served.....	2.	No. complied with.....	2.

### Rodent Control.

The North Dorset Control Scheme of which this Council is a member, is functioning satisfactorily in the District.

### Disinfestation.

No action was taken during the year.

### Smoke Abatement.

No Nuisances were reported regarding smoke or grit emissions.



### Camping Sites.

The Caravan Sites and Control of Development Act, came into force 29th. August, 1960.

There is no widespread camping in the District. Licences were granted for a few single sites on which to keep a caravan.

### Schools.

The 16 schools in the area have been inspected regularly; 11 have water supplies from mains (public and private), 4 from wells and 1 has no water on the premises. 48 samples were taken for analyses by the County Council's staff, 41 being satisfactory and 7 unsatisfactory. 13 schools have water closets and 3, vault or bucket closets. All schools have Tuberculin Tested or Heat Treated milk supplied to the children.

### Flooding.

No flooding occurred in the area. Discussions were still being carried on with the Dorset County Council and River Boards regarding maining parts of the rivers Brit, Parrott and Axe, and cleaning river beds.

In July the Land Drainage Act, 1961 came into operation. Councils are encouraged to undertake flood prevention work in their district other than on main rivers.

### The Pollution of Rivers.

The Rivers (Prevention of Pollution) Act, 1961 came into operation on 27th. September, 1961. The principal affect is to require the River Board's consent to all discharges existing before the commencement of the Rivers (Prevention of Pollution) Act, 1951.

## INSPECTION AND SUPERVISION OF FOOD.

### Food Premises by Type.

(1) There are 101 food premises in the District, as follows :-

General shops.....	6.	General & ice cream.....	27.
Bakehouses.....	3.	Cafes & ice cream.....	3.
Licenced premises.....	29.	Licenced premises & ice cream....	11.
Butchers shops.....	4.	Fish and Chips.....	1.
Dried Milk Factory.....	1.	Greengrocery & fruit.....	1.
General, ice cream, and T.T. bottled milk.....	1.		
Bakehouse, Bakery shops and ice cream.....	1.		
Bakehouses, General shops and ice cream.....	2.		
Butchers shop and slaughterhouse.....	1.		
Fresh fruit, greengrocery and fruit.....	1.		
Egg packing and liquid egg.....	1.		
Factory canteen.....	2.		
Butchers shops and ice cream.....	2.		
Poultry killing and plucking.....	1.		
Sale of cakes and pastries.....	1.		
General, Cafes and ice cream.....	2.		

(2) Food Premises registered under Section 16 of Food and Drugs Act, 1955.

A total of 57 as follows :-

Ice cream.....	49.
Preparation or manufacture of sausages, or potted pressed, pickled, or preserved food intended for sale.....	7.
Cooked fish.....	1.

155 inspections of food premises were made, of which 132 were of the registered premises set out in group (2) above. The premises are considered to comply reasonably with the Food Hygiene Regulations, 1955.



Byelaws under Section 15 of the Food and Drugs Act, 1955.

No notice was served under the above Byelaws for infringement.

Condemnation of Food.

Apart from meat condemned at the slaughterhouse, the following foodstuffs were condemned and disposed of by burial at the Council's refuse tip :-

44 tins of various foodstuffs.  
29 Ducks.

Milk Supply.

Since the beginning of the year, the responsibility for the issue of licences for the use of special designation in connection with milk, or the registration of distributors, was transferred from the Council to the Dorset County Council under the Milk (Special Designation) Regulations, 1960. The County Council, however, have continued to inform the Council where milk samples have failed to pass the prescribed test, and during the year notified, that of 52 samples taken, 47 passed and 5 failed.

In December, the Ministry of Agriculture, Fisheries and Food notified the Council of the proposal to make an Order, specifying this rural district as an area within which the use of special designation in relation to milk sold by retail would become obligatory. The Council raised no objection to this proposal.

5 Dealer's licences to sell Pre-packed milk, and 2 for T.T. milk, were issued.

Milk and Dairies Regulations 1949. Section 20.

It was not necessary to invoke these Regulations during the year.

Ice Cream.

No. of premises registered for the :-

(a) Manufacture of Ice Cream.....	Nil.
(b) Storage and Sale of Ice Cream.....	49.
No. of Ice Cream premises inspected.....	44.
No. of inspections.....	44.
No. of Notices served (I.C.H.T.R.).....	Nil.

No samples were taken for analyses during the year.

All ice cream retailed, is pre-packed.

Meat Inspection.

There is only one licenced slaughterhouse in the District. This is sited at Broadwindsor and is privately owned. Inspection of meat at this slaughterhouse is made by the Public Health Inspector who possesses the necessary qualifications.

82 inspections were made to the slaughterhouse during the year.

The owner of the above slaughterhouse obtained planning consent to the use of land at Common Water Lane, Broadwindsor for the erection of a new slaughterhouse, and this building was under construction at the end of 1961.

The Council were informed that the Minister had made 1st. April, 1962 as the day from which all slaughterhouses in the Rural District must comply with the construction regulations, i.e. the Slaughterhouse (Hygiene) Regulations 1958 and the Slaughter of Animals (Prevention of Cruelty) Regulations, 1958.



Knackers Yard.

There is one licensed Knackers Yard which is sited about three miles north of Beaminster Town.

4 visits were paid to this. The premises comply reasonably with the Regulations.

The Meat (Staining and Sterilisation) Regulations, 1960, came into operation, 1/11/60.

Briefly they are to the effect that, with certain exemptions, meat at slaughterhouses and other premises, which is unfit for human consumption must be sterilised before it leaves the premises, but where there are no facilities for sterilising, the meat may be removed by arrangement with an authorised officer of the Local Authority to a place where it will be sterilised or destroyed.

All meat at knackers yards must be sterilised or stained green.

Copies of the Regulations were supplied to the appropriate traders in the district.

Carcases and offal inspected and condemned in whole or in part.					
	Cattle including cows.	Calves.	Sheep & Lambs.	Pigs.	Horses.
Number killed.	70	7	228	120	-
Number inspected.	70	7	228	120	-
<u>All diseases except Tuberculosis and Cysticerci.</u>					
Whole carcases condemned.	-	-	-	-	-
Carcases of which some part or organ was condemned.	5	-	48	14	-
Percentage of the no. inspected affected with disease other than Tuberculosis and cysticerci.	7.14	-	21	11.66	-
<u>Tuberculosis only.</u>					
Whole carcases condemned.	-	-	-	-	-
Carcase of which some part or organ was condemned.	-	-	-	2	-
Percentage of the no. inspected affected with Tuberculosis.	-	-	-	1.66	-
<u>Cysticercosis.</u>					
Carcases of which some part or organ was condemned.	-	-	-	-	-



# HOUSING.

No new houses were erected or in course of construction by the Local Authority during the year, but in December a tender for the erection of 10 dwellings in Netherbury village was submitted to the Ministry for approval.

13 houses were completed and 12 were under construction by Private Enterprise.

Since the war 352 houses including 51 bungalows and 6 flats have been built by the Local Authority in the following parishes :-

Beaninster.....	173.	Marshwood.....	8.
(Fairfield 32, Hogshill Mead 32,		Mosterton.....	6.
Gerrards Green 97,		Melbury Osmond.....	4.
Woodswater Lane 5,		Netherbury.....	40.
Fleet Street 7,		(village 14, N. Bowood 4,	
Broadwindsor.....	46.	Salway Ash 14, Melplash 8)	
(village 36, Drinton 10)		South Perrott.....	12.
Burstock.....	4.	Powerstock (West Milton).....	4.
Corscombe.....	7.	Ranpishan.....	4.
Evershot.....	4.	Stoke Abbott.....	4.
Halstock.....	12.	Thornecombe.....	24.

At the end of the year there were approximately 113 applicants on the waiting list for housing accommodation in the District.

8 houses were demolished following Demolition Orders or voluntarily by owners, 3 at Broadwindsor, 1 at Halstock, 1 at Salway Ash and 3 at Ranpishan.

2 houses were closed following Undertakings by owners, 1 at Beaninster and 1 at Ranpishan.

## Inspection of Dwelling Houses.

No of houses inspected.....	130.	No. of inspections.....	262.
No. unfit for habitation.....	25.		
Overcrowding.....	Nil.		

## Action under Statutory Powers.

### Housing Act, 1957 Sections 9, 10, and 12.

No. of Formal Notices served..... Nil.

### Public Health Act, 1936.

No. of Notices served - Informal, 3. Formal, Nil.	.....	3.
No. of houses in which defects were remedied after Notice		
(a) By owners - Informal 4, Formal Nil.	.....	4.
(b) By Local Authority in default of owner	.....	Nil.

## Re-housing.

No. of additional units of accommodation provided by conversions and adaptations.....	4.
No. of new houses completed in 1961 by -	
(a) Local Authority.....	Nil.
(b) Private Enterprise.....	13.
No. of new houses completed since the war by -	
(a) Local Authority.....	352.
(b) Private Enterprise .....	180.
No. of new houses in course of construction at 31/12/61	
(a) Local Authority.....	Nil.
(b) Private Enterprise.....	12.
No. of houses owned by Local Authority.....	442.



Housing (Financial Provisions) Act, 1958 and the House Purchase and Housing Act, 1959 (Improvement Grants).

No. of houses improved during 1961 with - Discretionary Grants.....	9.
Standard Grants.....	21.
No. of dwellings provided by conversions (Discretionary Grants).....	3.

Housing for Elderly People.

The Council have built 51 bungalows 2 bedroom type, for elderly people, and have completed building 6 flats in Fleet Street, Beaminster, with full structural welfare facilities for elderly people.

Slum Clearance and Demolition Statement.

The following is a statement showing the position at the end of the year as a result of action taken with regard to 141 houses, which formed the Council's main programme of dealing with houses which appeared to be unfit for human habitation and liable to demolition.

Houses demolished following Demolition Orders or voluntarily by owners in anticipation of Demolition Orders.....	27.
Houses demolished following Clearance Areas or Clearance Orders.....	17.
Houses made fit and Demolition Orders revoked.....	4.
Demolition Orders made but houses not yet demolished (5 still occupied).....	21.
Houses closed following Closing Orders (Closing Order subsequently determined in one case after house had been made fit).....	9.
Closing Orders made but houses not yet vacated.....	Nil.
Houses closed following formal undertakings by owners.....	8.
Houses closed following informal undertakings by owners.....	4.
Houses made fit following formal undertakings by owners.....	5.
Houses made fit informally (15 houses converted into 10).....	15.
Outstanding informal undertakings to make fit.....	5.
Action postponed.....	19.
No action required.....	7.

Although there are still houses awaiting demolition, the major part of the Council's five year programme has been completed. However, a further 26 houses have been added as possibly being unfit and liable to demolition and these will be dealt with.

NATIONAL ASSISTANCE ACT, 1948  
Section 47. Removal of Persons in need of Care and  
Attention to suitable premises.

There were no cases during the year, where it was necessary to proceed under this Section of the Act.

PREVALENCE OF, AND CONTROL OVER INFECTIOUS  
AND OTHER DISEASES.

The incidence of notifiable Infectious Diseases was very low, apart from Measles of which 57 cases were notified. The disease was a mild type.

No cases of Food Poisoning were notified.

Close co-operation was maintained with the Head Teachers and School Nurses regarding control of Infectious Diseases in schools.

Immunisation.

This is the responsibility of the Dorset County Council. When not performed by the child's own doctor, immunisation is given at the schools and Child Welfare Centres, and for older persons, special evening clinics were opened for Poliomyelitis Vaccination. The following table shows the number who were immunised.

Disease.	Primary.	3rd.	4th.	Booster.
Poliomyelitis.	245	486	698	-
Diphtheria.	120	-	-	174
Whooping Cough.	112	-	-	26
Tetanus.	156	-	-	125
Smallpox.	85	-	-	14



INFECTIOUS DISEASES NOTIFIED DURING 1961.

DISEASES.	Total	Under 1 Year.	1	2	3	4	5-9	10-14	15-24	25-44	45-64	65 and over
Erysipelas.	1	-	-	-	-	-	-	-	-	-	-	-
Measles.	57	2	6	6	7	10	25	1	-	-	-	1
Pneumonia.	1	-	-	-	-	-	-	-	-	-	-	-
Pulmonary T.B.	2	-	-	-	-	-	-	-	-	1	1	-
Scarlet Fever.	2	-	1	-	-	-	-	1	-	-	-	-
Whooping Cough.	14	-	-	-	-	-	7	7	-	-	-	-
Totals.	77	2	7	6	7	10	32	9	-	1	2	1

QUARTERLY NOTIFICATIONS.

DISEASES.	Total	1st. Qrt.	2nd. Qrt.	3rd. Qrt.	4th. Qrt.
Erysipelas.	1	-	-	1	-
Measles.	57	-	18	39	-
Pneumonia.	1	-	1	-	-
Pulmonary T.B.	2	1	1	-	-
Scarlet Fever.	2	-	1	1	-
Whooping Cough.	14	9	4	1	-
Totals.	77	10	25	42	-



INFECTIOUS DISEASES NOTIFIED DURING 1938, 1940, 1946 - 1961

DISEASE.	1938	1940	1946	1947	1948	1949	1950	1951	1952	1953	1954	1955	1956	1957	1958	1959	1960	1961
Food Poisoning.....	-	-	-	-	-	-	3	-	-	-	3	-	-	-	-	-	-	-
Diphtheria.....	6	3	-	-	-	1	-	-	-	-	-	-	-	-	-	-	-	-
Erysipelas.....	4	4	4	-	1	2	6	5	3	6	3	5	-	-	1	-	1	1
Scarlet Fever.....	17	4	11	4	2	5	4	6	2	14	5	2	-	5	3	22	12	2
Malaria.....	-	-	-	-	-	-	1	-	-	-	-	-	-	-	-	-	-	-
Puerperal Pyrexia.....	1	2	1	-	2	-	1	-	-	1	-	-	-	-	-	1	-	-
Cerebro-Spinal Fever.....	-	5	1	2	2	1	-	-	-	-	1	-	-	-	-	-	-	-
Acute Poliomyelitis.....	3	-	-	-	-	-	8	6	4	2	-	-	-	1	-	-	-	-
Acute Encephalitis.....	-	-	-	-	-	1	-	-	-	1	-	-	-	-	-	-	-	-
Ophthalmia Neonatorum.....	-	1	-	1	-	-	-	-	-	-	-	-	-	-	-	-	-	-
Dysentery.....	-	-	-	-	-	-	11	-	1	-	-	-	-	-	-	1	-	-
Meningococcal Infection.....	-	-	-	-	-	-	-	-	-	-	-	-	1	-	-	-	-	-
Pneumonia.....	4	8	6	2	5	7	4	12	7	5	7	-	2	3	1	9	-	1
Pulmonary Tuberculosis.....	8	7	4	4	4	5	5	1	3	5	5	8	3	1	8	3	2	2
Non-Pulmonary Tuberculosis.....	3	2	3	3	1	2	5	-	4	2	-	-	5	1	1	1	3	-
Measles.....	UK	60	11	21	42	25	121	395	8	68	1	61	95	42	158	308	14	57
Whooping Cough.....	UK	12	38	35	19	40	33	47	21	94	24	41	13	27	-	7	1	14
	46	108	79	72	78	108	189	470	51	196	49	117	119	80	172	352	33	77

INFECTIOUS DISEASES NOTIFIED DURING 1961

TUBERCULOSIS.

Age Periods.	New Cases Notified during 1961				Deaths during 1961.			
	Pulmonary.		Non-Pulmonary.		Pulmonary.		Non-Pulmonary.	
	M.	F.	M.	F.	M.	F.	M.	F.
0-4.	-	-	-	-	-	-	-	-
5-14.	-	-	-	-	-	-	-	-
15-24.	-	-	-	-	-	-	-	-
25-34.	1	-	-	-	-	-	-	-
35-44.	-	-	-	-	-	-	-	-
45-54.	1	-	-	-	-	-	-	-
55-64.	-	-	-	-	1	-	-	-
65 & over.	-	-	-	-	-	-	-	-
Totals	2	-	-	-	1	-	-	-
<u>New Cases and Mortality.</u>								
<u>1938 - 1961.</u>								
	New Cases.				Deaths.			
	Pulmonary.		Non-Pulmonary.		Pulmonary.		Non-Pulmonary.	
	M.	F.	M.	F.	M.	F.	M.	F.
1938.	4	4	1	2	1	1	1	-
1939.	1	2	1	1	2	-	-	-
1940.	4	4	2	-	2	1	-	-
1941.	1	3	1	-	1	1	-	1
1942.	6	5	1	1	1	2	-	-
1943.	5	4	1	2	1	-	1	-
1944.	4	2	2	2	1	-	-	1
1945.	5	4	3	-	3	-	-	-
1946.	1	3	1	2	1	1	1	-
1947.	1	3	2	1	2	4	1	-
1948.	2	2	1	-	-	1	-	-
1949.	3	2	1	1	1	-	1	-
1950.	3	2	3	2	1	1	-	-
1951.	1	-	-	-	1	-	-	-
1952.	3	-	2	3	2	-	-	-
1953.	5	-	-	2	1	1	-	-
1954.	4	1	-	-	3	-	-	-
1955.	7	1	-	-	-	-	-	-
1956.	2	1	2	3	-	-	-	-
1957.	1	-	-	1	1	-	-	-
1958.	5	3	1	-	1	-	-	-
1959.	2	1	1	-	2	-	1	-
1960.	1	1	-	3	-	-	-	-
1961.	2	-	-	-	1	-	-	-
	Pulmonary.		Non-Pulmonary.		Pulmonary.		Non-Pulmonary.	
	M.	F.	M.	F.	M.	F.	M.	F.
Total cases on Register at end of 1960.	16	10	3	7				
New cases notified during 1961.	2	-	-	-				
Cases from other areas who have come to live in the District.	2	2	-	-				
Removals from District into other areas.	1	-	-	-				
Removed from Register as Non-Tubercular.	-	-	-	-				
Removed from Register - Cured.	-	2	1	-				
Deaths during 1961.	1	-	-	-				
Total on Register at end of 1961.	18	10	2	7				



FACTORIES ACTS, 1937 and 1959

Part 1 of the Act.

1. INSPECTIONS for the purpose of provisions as to health (including inspections made by Public Health Inspectors).

Premises. (1)	Number on Register. (2)	Inspections. (3)	Number of Written Notices. (4)	Occupiers Prosecuted. (5)
(i) Factories in which Sections 1,2,3,4,& 6 are to be enforced by Local Authorities.	10	-	-	-
(ii) Factories not included in (i) in which Section 7 is enforced by the Local Authority.	32	12	-	-
(iii) Other Premises in which Section 7 is enforced by the Local Authority. (excluding out-workers' premises)	-	-	-	-
Total.	42	12	-	-


2. Cases in which DEFECTS were found.

Particulars. (1)	Number of cases in which defects were found				Number of cases in which prosecutions were instituted. (6)
	Found. (2)	Remedied. (3)	To H.M. Inspector. (4)	By H.M. Inspector. (5)	
Want of Cleanliness (S.1)	-	-	-	-	-
Overcrowding. (S.2.)	-	-	-	-	-
Unreasonable temperature (S.3.)	-	-	-	-	-
Inadequate ventilation (S.4)	-	-	-	-	-
Ineffective drainage of floors (S.6)	-	-	-	-	-
Sanitary Conveniences (S.7)	-	-	-	-	-
(a) Insufficient.	-	-	-	-	-
(b) Unsuitable or defective.	-	-	-	-	-
(c) Not separate for sexes.	-	-	-	-	-
Other offences against the Act (not including offences relating to Out-work)	-	-	-	-	-
Total.	-	-	-	-	-

Part V111 of the Act.

Outwork  
(Sections 110 & 111)

Nature of Work. (1)	Section 110			Section 111		Prosecutions. (7)
	No. of out-workers in August list reqd. by Sec. 110 (1) (c). (2)	No. of Cases of default in sending lists to the Council. (3)	No. of prosecutions for failure to supply lists. (4)	No. of instances of work in unwholesome premises. (5)	Notices Served. (6)	
Nets, other than wire.	77	-	-	-	-	-
Wearing Apparel.	2	-	-	-	-	-
Total.	79	-	-	-	-	-





# FACTORIES ACT, 1947 and 1950

## Part I of the Act

INSTRUCTIONS for the purpose of providing as to details in factory inspection made by Public Health Inspectors.

Particulars,	Section	Section	Section	Section
(1)	(2)	(3)	(4)	(5)
(1) Factories in which Sections 1, 2, 3, 4, & 5 are to be enforced by Local Authorities.	13	-	-	-
(2) Factories not included in (1) in which Section 7 is enforced by the Local Authority.	13	12	-	-
(3) Other Factories in which Section 7 is enforced by the Local Authority, (excluding "wholesaler's premises").	-	-	-	-
Class in which SECTION was found.	-	-	-	-

Particulars,	Number of cases in which defects were found				Number of cases in which defects were found by P.H.I.
	Found by P.H.I.	Found by others	By P.H.I. & others	By P.H.I. & others	
(1)	(2)	(3)	(4)	(5)	(6)
State of cleanliness (S.1)	-	-	-	-	-
Overcrowding (S.2)	-	-	-	-	-
Unsanitary arrangements (S.3)	-	-	-	-	-
Unsanitary conditions (S.4)	-	-	-	-	-
Unsanitary drainage of floors (S.5)	-	-	-	-	-
Unsanitary conditions (S.6)	-	-	-	-	-
(a) Deficient.	-	-	-	-	-
(b) Suitable or defective.	-	-	-	-	-
(c) Not separate for each other.	-	-	-	-	-
Other defects found by P.H.I. (not including offences relating to S.10-12)	-	-	-	-	-

## Part II of the Act

## Section 10-12

State of	No. of	No. of	No. of	No. of	No. of
factories	factories	factories	factories	factories	factories
(1)	(2)	(3)	(4)	(5)	(6)
Factories in which Section 10 is enforced by P.H.I.	-	-	-	-	-
Factories in which Section 11 is enforced by P.H.I.	-	-	-	-	-
Factories in which Section 12 is enforced by P.H.I.	-	-	-	-	-
Factories in which Section 10 is enforced by others	-	-	-	-	-
Factories in which Section 11 is enforced by others	-	-	-	-	-
Factories in which Section 12 is enforced by others	-	-	-	-	-