

**[Report 1947] / Medical Officer of Health, Pembrokeshire County Council.**

**Contributors**

Pembrokeshire (Wales). County Council.

**Publication/Creation**

1947

**Persistent URL**

<https://wellcomecollection.org/works/zz4472gh>

**License and attribution**

You have permission to make copies of this work under a Creative Commons, Attribution license.

This licence permits unrestricted use, distribution, and reproduction in any medium, provided the original author and source are credited. See the Legal Code for further information.


Image source should be attributed as specified in the full catalogue record. If no source is given the image should be attributed to Wellcome Collection.



Wellcome Collection  
183 Euston Road  
London NW1 2BE UK  
T +44 (0)20 7611 8722  
E [library@wellcomecollection.org](mailto:library@wellcomecollection.org)  
<https://wellcomecollection.org>



**Pembrokeshire County Council**



# **ANNUAL REPORT**


of the

**COUNTY MEDICAL**

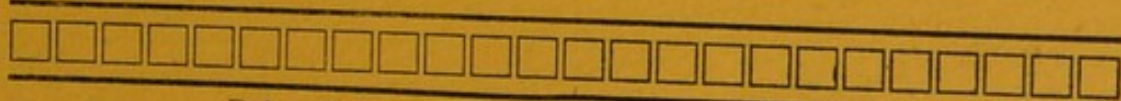


**OFFICER OF HEALTH**

**FOR PEMBROKESHIRE**




**1 9 4 7**



Printed by the "Weekly News," Narberth.



**Pembrokeshire County Council**




# **ANNUAL REPORT**

of the

**COUNTY MEDICAL**

**OFFICER OF HEALTH**

**FOR PEMBROKESHIRE**



**1 9 4 7**

## INDEX

---

|                                   | Page |
|-----------------------------------|------|
| GENERAL STATISTICS .....          | 4    |
| HEALTH SERVICES FOR AREA .....    | 7    |
| HOSPITALS .....                   | 7    |
| ADOPTION OF CHILDREN .....        | 9    |
| NURSING .....                     | 9    |
| VACCINATION .....                 | 10   |
| MATERNITY AND CHILD WELFARE ..... | 11   |
| ILLEGITIMATE CHILDREN .....       | 11   |
| MATERNAL MORTALITY .....          | 13   |
| ORTHOPÆDIC .....                  | 13   |
| VENEREAL DISEASES .....           | 13   |
| IMMUNISATION .....                | 14   |
| CANCER .....                      | 14   |
| DIABETES .....                    | 15   |
| INFECTIOUS DISEASES .....         | 15   |
| BLIND PERSONS ACTS .....          | 16   |
| TUBERCULOSIS .....                | 17   |
| FOOD AND DRUGS .....              | 25   |

TO THE CHAIRMAN AND MEMBERS OF THE PUBLIC HEALTH  
COMMITTEE OF THE

## Pembrokeshire County Council

---

MR. CHAIRMAN, LADIES AND GENTLEMEN,

I have pleasure in presenting my Annual Report on the Public Health Services for the year ended December, 1947.

The Birth Rate for 1947 was 21.3 per 1,000 population, compared with 19.4 in 1946. The comparative figures for England and Wales were 20.5 and 19.1.

The Infant Mortality rate was 49.1 per 1,000 births, compared with 44.0 for the preceding year.

The Death Rate increased from 13.2 in 1946 to 13.8 in 1947.

Thirty-eight persons died from tuberculosis, compared with 26 in the previous year.

There was no major outbreak of infectious disease and the number of notified cases of diphtheria continued to fall. Twenty cases were notified in 1946 and 11 in 1947. Only one death from this disease was recorded.

Preparations for the coming into force of the National Health Service Act and the National Insurance Act have occupied much time and thought in this Department. Full details of the various schemes and some reports of their operation will be set out in next year's report.

To the Chairman and Members of the Committee I tender my thanks for the kindly help and consideration which they have accorded me.

I am,

Ladies and Gentlemen,

Your obedient Servant,

H. MIDDLETON

County Medical Officer.

County Health Department,  
Haverfordwest.

August, 1948.

COUNTY OF PEMBROKE.

PUBLIC HEALTH AND HOUSING COMMITTEE AND MATERNITY  
AND CHILD WELFARE COMMITTEE.

|  |                         |
|--|-------------------------|
| Mr. L. J. Meyler (Chairman).                 | Major H. Hall Morgan.   |
| Dr. D. H. Pennant, D.S.O.<br>(Vice-Chairman) | Mrs. A. Norman.         |
| Mr. W. B. Davies.                            | Mr. M. C. Ormond.       |
| Mr. W. E. Dixon.                             | Mr. J. M. Phillips.     |
| Mr. W. B. Evans.                             | Mr. F. Phillips.        |
| Mr. A. Williams Gutch.                       | Mr. J. Howell Phillips. |
| Mr. Wm. Hancock.                             | Mr. D. Howard Roberts.  |
| Mr. B. G. Howells.                           | Mr. E. A. Thomas.       |
| Mr. F. D. G. Jones.                          | Miss Nancy Thomas.      |
| Rev. T. Barnard Jones.                       | Mr. J. O. Vaughan.      |
| Mr. G. S. Kelway.                            | Mr. R. S. Wade.         |
| Mr. E. Lawrence.                             | Mr. Ralph Warren.       |
| Mr. B. G. Lewhelin.                          | Mr. A. Owen Williams.   |
|  | Mr. C. Hayden Williams. |

COUNTY HEALTH OFFICES STAFF.

County Medical Officer of Health: H. Middleton, M.C., M.B., Ch.B.,  
D.P.H.

Assistant County Medical Officers of Health: Dorothy M. Rees, M.B.,  
B.S., M.R.C.S., L.R.C.P., D.P.H.

M. W. Jenkins, B.Sc., M.B., B.Ch.

District Medical Officers for Eastern and Western Districts acting as  
Part-time Assistant School Medical Officers:

A. D. Whitelaw, M.A, M.D., D.P.H.

W. J. Y. Speedy, M.B., B.Ch., L.R.C.P. & S., D.P.H.

County Superintendent of Nurses and Inspector of Midwives: Miss  
M. A. Gibbs-Jones, S.R.N., S.C.M.

County Health Visitor: Miss E. J. James, S.R.N., S.C.M.

Chief Clerk: W. J. Austin.

Home Visitor for the Blind: Miss D. M. R. Burder.

STATISTICS.

|  |         |
|--|---------|
| Area (in acres), including land and inland water ..... | 393,003 |
| Population (estimated) .....                           | 84,190  |

EXTRACTS FROM VITAL STATISTICS.

| Live Births :—     | Total. | Male. | Female. |
|--------------------|--------|-------|---------|
| Legitimate .....   | 1687   | 880   | 807     |
| Illegitimate ..... | 104    | 56    | 48      |
| Total Births ..... | 1791   | 936   | 855     |

**BIRTH RATE.**

For 1947 the Birth Rate was 21.3, compared with 19.4 for 1946 and 20.5 for the whole of England and Wales.

**STILL BIRTHS.** Total—70.

Rate per 1,000 total Births—39.4.

**DEATHS—1160.** Death Rate—13.8.

Number of Women dying in consequence of Child-birth :—

|                    |   |
|--------------------|---|
| Sepsis .....       | 0 |
| Other Causes ..... | 4 |
|                    | — |
| Total .....        | 4 |
|                    | — |

Rate per 1,000 Births—2.2.

Deaths of Infants under one year of age—89.

Rate per 1,000 Births—49.1.

**DEATHS.**

The Deaths at all ages, from all causes registered during the year 1947 numbered 1160—582 males and 578 females, giving a Death Rate of 13.8 per 1,000 population. This is an increase of .6 in the Death Rate compared with last year's figures.

The death rate per 1,000 of the population for England and Wales was 12.0.

**INFANT MORTALITY**

There were 89 deaths of children under one year of age, giving a Death Rate of 49.1, compared with a Rate of 44.0 for the previous year.

The actual causes of deaths under one year are set out below :—

| Cause of Death.                | No. |
|--------------------------------|-----|
| Pneumonia .....                | 13  |
| Diarrhoea .....                | 3   |
| Other Digestive Diseases ..... | 1   |
| Premature Births .....         | 31  |
| Congenital Malformation .....  | 28  |
| All other Causes .....         | 13  |



**Birth-rates, Civilian Death-rates, Analysis of Mortality, Maternal Mortality and Case rates for certain Infectious Diseases in the Year 1947. Provisional figures based on Weekly and Quarterly Returns.**

|  | England<br>and Wales.                         | 126 County<br>Boro's and<br>Great Towns,<br>including<br>London. | 148 Smaller<br>Towns (Resident<br>Populations 25,000<br>to 50,000 at 1931<br>Census). | London<br>Administrative<br>County. |
|--|---|--|---|-------------------------------------|
|  | <b>* Rates per 1,000 Civilian Population.</b> |  |   |                                     |
| <b>BIRTHS :</b>  |   |  |   |                                     |
| Live Births .....  | 20.5 †  | 23.3   | 22.2  | 22.7                                |
| Still Births .....   | 0.50 ‡  | 0.62   | 0.54  | 0.49                                |
| <b>DEATHS :</b>  |   |  |   |                                     |
| All Causes .....   | 12.0 †  | 13.0   | 11.9  | 12.8                                |
| Typhoid & Paratyphoid  | 0.00  | 0.00   | 0.00  | 0.00                                |
| Scarlet Fever .....  | 0.00  | 0.00   | 0.00  | 0.00                                |
| Whooping Cough .....   | 0.02  | 0.03   | 0.02  | 0.02                                |
| Diphtheria .....   | 0.01  | 0.01   | 0.01  | 0.01                                |
| Influenza .....  | 0.09  | 0.09   | 0.08  | 0.08                                |
| Smallpox .....   | 0.00  | 0.00   | 0.00  | —                                   |
| Measles .....  | 0.01  | 0.02   | 0.02  | 0.01                                |
|  | <b>Rates per 1,000 Live Births.</b>           |  |   |                                     |
| Deaths under 1 year of age   | 41†   | 47   | 36  | 37                                  |
| Deaths from Diarrhoea<br>and Enteritis under<br>2 years of age ..... | 5.8   | 8.00   | 3.7   | 4.8                                 |

\* A dash (—) signifies that there were no deaths.

† Per 1,000 related births.

‡ Rates per 1,000 total population.

|                             | <b>Rates per 1,000 Civilian Population.</b>               |      |      |        |
|-----------------------------|---|------|------|--------|
| <b>NOTIFICATIONS :</b>      |   |      |      |        |
| Typhoid Fever .....         | 0.01  | 0.01 | 0.00 | 0.01   |
| Paratyphoid Fever .....     | 0.01  | 0.01 | 0.01 | 0.01   |
| Cerebro Spinal Fever ...    | 0.05  | 0.06 | 0.05 | 0.05   |
| Scarlet Fever .....         | 1.37  | 1.54 | 1.37 | 1.31   |
| Whooping Cough .....        | 2.22  | 2.41 | 2.02 | 2.80   |
| Diphtheria .....            | 0.13  | 0.15 | 0.14 | 0.14   |
| Erysipelas .....            | 0.19  | 0.21 | 0.18 | 0.22   |
| Smallpox .....              | 0.00  | 0.00 | 0.01 | 0.00   |
| Measles .....               | 9.41  | 9.13 | 9.58 | 5.29   |
| Pneumonia .....             | 0.79  | 0.89 | 0.68 | 0.64   |
|                             | <b>Rates per 1,000 Total Births<br/>(Live and Still).</b> |      |      |        |
| <b>(a) NOTIFICATIONS :—</b> |   |      |      |        |
| Puerperal Fever .....       | 7.16  | 8.99 | 6.27 | ( 1.21 |
| Puerperal Pyrexia .....     |   |      |      | ) 6.94 |

‡ Including Puerperal Fever.

(b) **MATERNAL MORTALITY—England and Wales :—**

|                                  |                                     |                                  |                |
|----------------------------------|-------------------------------------|----------------------------------|----------------|
| Abortion<br>with sepsis.<br>0.10 | Abortion<br>Without Sepsis.<br>0.06 | Puerperal<br>Infections.<br>0.16 | Other.<br>0.85 |
|----------------------------------|-------------------------------------|----------------------------------|----------------|

**ABORTION:** Mortality per million women aged 15-45 England and Wales :

With Sepsis.  
9

Without Sepsis.  
5

---

**GENERAL PROVISION OF HEALTH SERVICES FOR THE AREA.**

**AMBULANCE FACILITIES.**

The County War Memorial Hospital, Haverfordwest, has an ambulance which is available for the greater part of the County.

An Ambulance is stationed at Pembroke Dock Isolation Hospital for Infectious Diseases.

In addition, Red Cross and St. John Ambulances are stationed at Tenby, Pembroke Dock and Milford Haven.

**LABORATORY FACILITIES.**

The Emergency Public Health Laboratories at Carmarthen provide facilities for Pathological and Bacteriological investigations.

All specimens, from the Isolation Hospitals, requiring bacteriological investigation are submitted to these Laboratories and results are quickly to hand.

The Medical Staffs are always ready to visit the area and conduct special investigations when this is deemed necessary.

There is also an Area Laboratory at Haverfordwest under the supervision of the University College of Wales, Aberystwyth, set up under the Milk Advisory Scheme of the Ministry of Agriculture and Fisheries. This Laboratory deals with bacteriological tests on milk and water samples.

**HOSPITALS (PUBLIC AND VOLUNTARY).**

**INFECTIOUS DISEASES HOSPITAL (Other than Smallpox).**

The Isolation Hospital, Pembroke Dock, is available for the reception of all types of Infectious Diseases, except Smallpox.

The following is a summary of cases admitted during the year:—

|                              | No. Cases. |
|------------------------------|------------|
| Diphtheria .....             | 11         |
| Scarlet Fever .....          | 6          |
| Pneumonia .....              | 1          |
| Erysipelas .....             | 3          |
| Measles .....                | 3          |
| Cerebro-Spinal Fever .....   | 2          |
| Acute Poliomyelitis .....    | 4          |
| Acute Polioncephalitis ..... | 1          |

Five other cases were admitted, but were ultimately diagnosed as being non-infectious.

### SMALLPOX—EGLWYSWRW.

This Hospital is retained for the reception of cases of Smallpox. No case was treated during the year.

### TUBERCULOSIS HOSPITALS.

The treatment of Tuberculosis is under the control of the King Edward VII. Welsh National Memorial Association. There are two Hospitals in the County—Sealyham, providing 30 beds—15 males and 15 females, and Kensington Hospital, for surgical tuberculosis in children, with 100 beds.

### GENERAL HOSPITALS.

The County War Memorial Hospital, Haverfordwest, provides 108 beds—40 males, 36 females, and 14 for children, and in addition there are 10 beds in private wards.

Eight Midwifery beds are also available for complicated midwifery cases.

There are 18 beds—10 general and 8 maternity—at the Nurses' Home and Meyrick Hospital, Pembroke Dock.

The District Cottage Hospital, Pembroke, has ten beds, and the Cottage Hospital, Tenby, 18 beds—17 general and 1 maternity.

At Haverfordwest Public Assistance Institution there is a Ward of 10 beds for Maternity Cases, and at Pembroke Public Assistance Institution 8 beds.

### MATERNITY HOSPITAL ACCOMMODATION.

|                               |                |
|-------------------------------|----------------|
| County Hospital .....         | 8 beds         |
| Tenby Cottage Hospital .....  | 1 bed          |
| Woodbine House Hospital ..... | 8 beds         |
| Priory Mount Hospital .....   | 10 beds        |
| Meyrick Hospital .....        | 8 beds         |
| Total .....                   | <u>35 beds</u> |

The actual number of births which took place in these Hospitals was:—

|   |     |
|---|-----|
| County Hospital .....                                 | 157 |
| Tenby Cottage Hospital .....                          | 44  |
| Woodbine House Hospital .....                         | 108 |
| Priory Mount Hospital .....                           | 73  |
| Meyrick Hospital .....                                | 104 |
| Cardigan Hospital (Pembrokeshire Cases)               | 54  |
| Births at Private (Registered) Nursing<br>Homes ..... | 109 |

### BOARDED-OUT CHILDREN.

Twenty-two children are boarded-out with Foster-Parents and their welfare is supervised by the Children's Care Officer and the District Nurses. Monthly reports as to their well-being are received from the District Nurses.

### ADOPTION OF CHILDREN (Regulation) ACT, 1939.

Under the Adoption of Children (Regulation) Act, 1939, and the supplement which came into force on the 1st June, 1943, the homes of 26 prospective adopters were visited.

Cards are sent to the Nurses with particulars of the adoptions and adopted children are visited at regular intervals and reports of their welfare are sent to this Department. Visits are also paid by the County Superintendent of Nurses.

### NURSING IN THE HOME.

The County Nursing Association co-ordinates the work of 38 District Nursing Associations in the County, employing 45 District Nurses. Of these, three are Queen's Nurses, five have had Queen's training, 19 are fully trained, and 18 are Village nurses. In addition there are:—

- 1 County Relief Nurse—Queen's Trained S.R.N., S.C.M.
- 3 Part-time Nurses—S.R.N., S.C.M.

Twenty-nine District Nurses have their own cars and seven cars are provided by the District Nursing Associations.

A car hire service is arranged in the remaining districts.

### MIDWIVES.

Training in administration of Gas and Air Analgesia is proceeding slowly owing to the lack of vacancies at the various training centres, and also on account of the difficulty in obtaining relief nurses.

Eight Nurses have already been trained.

During the year 82 midwives notified their intention to practice in the County. Eight District Nurses left and seven new appointments were made. Of these:—

- 1 was an ex-Queen's Nurse.
- 5 S.R.N., S.C.M.
- 1 S.C.M.

The number of Maternity and Midwifery domiciliary cases taken during the year was 1195. There was one case of Maternal Mortality amongst cases attended by the District Nurses.

Lack of suitable housing accommodation is still a deterrent factor in preventing Nurses from taking up appointments in this County.

The Pembrokeshire Branch of the College of Midwives continues to hold its meetings regularly and the lectures and talks given have been greatly appreciated by the midwives.

### CIVIL NURSING RESERVE.

The Local Emergency Committee held three Meetings during the year.

There were four resignations from the Reserve.

Five Members were up-graded from Auxiliaries to Assistant Nurses.

At the end of the year there were on the Roll:—

- 1 Trained Nurse.
- 8 Assistant Nurses.
- 6 Auxiliary Members.

### VACCINATION RETURNS.

There are 15 districts covered by eight Vaccination Officers. The table set out below is in respect of vaccination of children whose births were registered from 1st January to 31st December, 1946.

| District.      | No. of Births registered. | Successfully vaccinated. | Insusceptible of vaccination. | Statutory Declarations. | Died Unvaccinated. | Postponed by Medical Certificates. | Removed to other areas and Vaccination Officer Notified. | Removed to Districts Unknown. | Not disposed of. |
|----------------|---------------------------|--------------------------|-------------------------------|-------------------------|--------------------|------------------------------------|--|-------------------------------|------------------|
| Haverfordwest  | 340                       | 50                       | —                             | 46                      | 14                 | —                                  | 70   | 17                            | 143              |
| Millford Haven | 341                       | 176                      | 1                             | 83                      | 17                 | —                                  | 2  | 2                             | 60               |
| Cemaes         | 107                       | 40                       | —                             | 30                      | 3                  | —                                  | 3  | 1                             | 30               |
| Fishguard      | 121                       | 72                       | —                             | 35                      | 3                  | 1                                  | 3  | 4                             | 3                |
| Tenby          | 110                       | 54                       | —                             | 21                      | 1                  | —                                  | 13   | 4                             | 17               |
| Pembroke       | 284                       | 74                       | —                             | 58                      | 12                 | —                                  | —  | 34                            | 106              |
| Narberth       | 134                       | 75                       | —                             | 19                      | 11                 | —                                  | 4  | 2                             | 23               |
| St. David's    | 82                        | 64                       | —                             | 8                       | 1                  | —                                  | 2  | 3                             | 4                |
| <b>Totals</b>  | <b>1519</b>               | <b>605</b>               | <b>1</b>                      | <b>300</b>              | <b>62</b>          | <b>1</b>                           | <b>97</b>  | <b>67</b>                     | <b>386</b>       |

## INSTITUTIONAL PROVISION FOR THE CARE OF MENTAL DEFECTIVES.

Pantglas Hall Certified Institution for Mental Defectives is provided jointly by Breconshire, Cardiganshire, Carmarthenshire, Pembrokeshire and Radnorshire.

Of 127 cases on the register, 42 were from Pembrokeshire.

Sixteen defectives are in other Institutions in various parts of the country. Six are on Licence and four under Guardianship.

## MATERNITY AND CHILD WELFARE.

|  | Narberth. | Fishguard. | Goodwick. | Milford Haven. | Tenby. | Pembroke Dock. | Haverford-west. |
|--|-----------|------------|-----------|----------------|--------|----------------|-----------------|
| Total number of children under 5 years of age who attended at the Centre during the year 1947, and who, at the end of the year were :— |           |            |           |                |        |                |                 |
| (1) Under 1 year of age .....  | 60        | 61         | 40        | 140            | 73     | 96             | 79              |
| (2) Over 1 year of age .....   | 21        | 22         | 18        | 47             | 23     | 27             | 25              |

## UNMARRIED MOTHERS, ILLEGITIMATE INFANTS, AND HOMELESS CHILDREN.

The St. David's Diocesan Moral Welfare Committee continue to undertake, on behalf of the County Council, the work in connection with the care of Illegitimate Children and their mothers.

By agreement with Carmarthenshire County Council two pre-natal and two post-natal beds are reserved for unmarried mothers of Pembrokeshire.

The mothers are admitted to the hostel about two months before confinement, and are transferred to Penlan Maternity Home for confinement. They return to the hostel after the birth of the child and remain there for approximately three months, during which time arrangements are made for their future welfare.

### REPORT BY MISS MALIPHANT, Organising Secretary of the St. David's Diocesan Moral Welfare Committee.

During the 12 months ended 31st December, 1947—97 unmarried mothers were reported as being in need of advice and help as compared with 104 in 1946.

They were reported by:—

|   |    |
|---|----|
| County Medical Officer of Health .....    | 69 |
| Doctors .....                             | 6  |
| Nurses .....                              | 3  |
| Other workers .....                       | 3  |
| Clergy .....                              | 2  |
| National Council for Unmarried Mother ... | 3  |
| Public Assistance .....                   | 3  |

|                               |       |
|-------------------------------|-------|
| N.S.P.C.C. ....               | 2     |
| Children's Care Officer ..... | 2     |
| Probation Officer .....       | 2     |
| S.S.A.F.A. ....               | 1     |
| Land Army .....               | 1     |
|                               | <hr/> |
| Total .....                   | 97    |
|                               | <hr/> |

Fifty-nine girls were kept in their own homes during pregnancy and for confinement. Fifteen were confined in Public Assistance Maternity Wards. Thirteen were admitted to Plas Newydd Mothercraft Hostel and two to Hospitals. One discharged Land Army girl returned home to North Wales, and was placed under the care of the Moral Welfare Worker there. Employment was found for one unmarried mother where she could take her two children; another was placed in employment with her child. One entered the Shelter in Swansea for special out-patient treatment at the hospital. Eleven of the maternity cases were married women living apart from their husbands. Every effort was made to bring about reconciliations in these cases, but only four were successful. Putative fathers were interviewed in 29 cases and seven married the mothers of their children. One baby was placed in a R.C. Nursery and two in Church of England Nurseries. Five affiliation Orders were obtained through the Courts.

Fifteen babies were placed out with a view to legal adoption. Three children and one mother died. Employment was found for one mother in a Church of England Children's Society Home with her baby. The child has since been placed out by the Society with a view to legal adoption. A grant of 15/- weekly was obtained from the Church of England Children's Society towards the maintenance of a baby whose mother was unable to take up employment owing to sickness in the home.

A considerable amount of preventive work was done. Arrangements were made for one boy to go to the Shaftesbury Homes and three girls who had given their parents and guardians great trouble entered Voluntary Training Homes.

Eight hundred and fifty letters were written and there were 2,424 visits and interviews.

#### **CARE OF PREMATURE INFANTS.**

Arrangements have been made for medical and nursing facilities to be at the disposal of expectant mothers and premature infants.

Birth and weight records are kept of premature infants weighing 5½lbs. or less at birth. Special cots and equipment are available for use in the home when required.

Fifty-seven Premature Births were notified during the year 1947 and of these 30 were born at home and 27 in hospital. Eleven died during the first 24 hours and 20 later.

#### **NURSING HOMES REGISTRATION ACT, 1927.**

The two Registered Homes in the County have been periodically inspected and found to fulfil the necessary requirements.

### MATERNAL MORTALITY.

The Maternal Mortality rate of 2.2 deaths per 1,000 births was slightly higher than the corresponding figure of 2.0 for the preceding year. Both figures, however, compare favourably with the average rate of 3.3 for the preceding 10 years.

All Maternal Deaths were investigated by the County Medical Officer and the County Nursing Superintendent.

### ORTHOPÆDIC WORK.

The same arrangements are available for children under five as for school children.

There were 65 children under five on the Register at the end of the year. Thirty of these were new cases.

Twenty-eight were examined and 44 re-examined at the County Hospital by the Orthopædic Specialist, Mr. N. Rocyn Jones, F.R.C.S.

Three children were admitted to hospital. Three manipulations were carried out. Plasters, special appliances and remedial exercises, etc., were prescribed for others.

The Orthopædic Nurse followed up all cases either at the homes or clinics. She paid 20 first visits and 154 re-visits at the home.

### VENEREAL DISEASES.

The General Practitioners Scheme introduced in 1942 for local treatment of patients suffering from Venereal Diseases continues to operate satisfactorily.

A Visiting Venereologist generally supervises the work and acts as consultant when required.

#### Number of Persons dealt with during the Year.

| Syphilis.                        |         | Soft Chancre. |         | Gonorrhœa. |         | Non-Venereal<br>or undiagnosed. |         |
|----------------------------------|---------|---------------|---------|------------|---------|---------------------------------|---------|
| Male.                            | Female. | Male.         | Female. | Male       | Female. | Male.                           | Female. |
| 66                               | 43      | 1             | —       | 81         | 36      | 47                              | 44      |
| Total number of cases seen ..... |         |               |         |            |         | 318                             |         |
| Total attendances .....          |         |               |         |            |         | 1210                            |         |

### TREATMENT AT SWANSEA.

Facilities for treatment at Swansea General and Eye Hospital continue.

Figures relating to patients treated at Swansea are set out below.

| Syphilis.   |         | Soft Chancre. |         | Gonorrhœa. |         | Non-Venereal.<br>or undiagnosed. |         |
|---|---------|---------------|---------|------------|---------|----------------------------------|---------|
| Male.   | Female. | Male.         | Female. | Male.      | Female. | Male.                            | Female. |
| 11  | 8       | 1             | —       | 2          | 2       | 4                                | 3       |
| Total number of cases seen .....                                  |         |               |         |            |         | 31                               |         |
| Total number of attendances .....                                 |         |               |         |            |         | 72                               |         |
| Aggregate number of "in-patient days"<br>of treatment given ..... |         |               |         |            |         | 117                              |         |

of the 31 cases seen 9 were admitted as In-patients.



**Microscopical Work.**

|                      |                      |
|----------------------|----------------------|
| For Syphilis.        | For Gonorrhoea.      |
| No. of Specimens ex. | No. of Specimens ex. |
| 2                    | 3                    |

**DIPHTHERIA.**

Eleven cases of Diphtheria were notified and there was one death.

Figures for previous years:—

|      | Cases. | Deaths. |
|------|--------|---------|
| 1943 | 48     | 1       |
| 1944 | 17     | 0       |
| 1945 | 25     | 0       |
| 1946 | 20     | 1       |
| 1947 | 11     | 1       |

Immunisation of children was carried out by local Medical Officers. Every assistance possible was given by District Nurses and Staff of the County Health Department.

Immunisations carried out during the year 1947:—

| Under 5. | 5 to 14. | Total | Reinforcing. |
|----------|----------|-------|--------------|
| 716      | 91       | 807   | 23           |

**CANCER.**

Under the Cancer Scheme arrangements have been made for treatment of all types of Cancer at Cardiff, Newport and Swansea, and Consulting Centres have been set up in many other districts of South Wales.

Death Returns show that 167 inhabitants of the County were certified to have died as a result of various forms of Cancer. The figure for 1946 was 148.

The following Table shows the localities and comparable figures for the past five years:—

|                              | 1943. | 1944. | 1945. | 1946. | 1947. |
|------------------------------|-------|-------|-------|-------|-------|
| <b>URBAN DISTRICTS.</b>      |       |       |       |       |       |
| Fishguard and Goodwick ..... | 10    | 7     | 8     | 10    | 8     |
| Haverfordwest .....          | 10    | 18    | 9     | 16    | 8     |
| Millford Haven .....         | 13    | 10    | 17    | 17    | 19    |
| Narberth .....               | —     | 3     | 1     | 3     | 4     |
| Neyland .....                | 8     | 5     | 2     | 4     | 5     |
| Pembroke .....               | 16    | 20    | 23    | 10    | 24    |
| Tenby .....                  | 13    | 14    | 8     | 12    | 17    |
| <b>RURAL DISTRICTS.</b>      |       |       |       |       |       |
| Haverfordwest .....          | 43    | 35    | 36    | 37    | 44    |
| Narberth .....               | 30    | 24    | 20    | 19    | 16    |
| Pembroke .....               | 8     | 5     | 7     | 7     | 9     |
| Cemaes .....                 | 15    | 17    | 14    | 13    | 13    |
| <b>URBAN DISTRICTS</b> ..... | 70    | 77    | 68    | 72    | 85    |
| <b>RURAL DISTRICTS</b> ..... | 96    | 81    | 77    | 76    | 82    |
| <b>ADMINISTRATIVE COUNTY</b> | 166   | 158   | 145   | 148   | 167   |

**DIABETES.**

In accordance with Circular 2734 from the Ministry of Health, a Scheme was introduced during the latter part of 1943 under which certain persons suffering from Diabetes can obtain Insulin either free or at a reduced cost.

This Scheme covers Diabetics who are not covered by National Health Insurance or Poor Law Acts, and ensures a supply for every person requiring Insulin.

Eight Patients are receiving Insulin either free or at reduced cost under the Scheme.

**RETURN OF INFECTIOUS DISEASES.**

| Disease.                   | Cemaes R.D. | Fishguard and Goodwick U.D. | Haverfordwest U.D. | Haverfordwest R.D. | Milford Haven U.D. | Neyland U.D. | Pembroke B. | Pembroke R.D. | Tenby B.  | Narberth U.D. | Narberth R.D. | Totals.    |
|----------------------------|-------------|-----------------------------|--------------------|--------------------|--------------------|--------------|-------------|---------------|-----------|---------------|---------------|------------|
| Whooping Cough .....       | 4           | —                           | 1                  | 6                  | 76                 | 10           | 6           | —             | 2         | 1             | 7             | 113        |
| Scarlet Fever .....        | 10          | 1                           | 1                  | 1                  | 9                  | 1            | 4           | 2             | —         | 5             | 6             | 40         |
| Measles .....              | 67          | 4                           | 14                 | 38                 | 3                  | 5            | 40          | 24            | 8         | 19            | 99            | 321        |
| Diphtheria .....           | —           | —                           | —                  | 3                  | —                  | —            | 1           | 7             | —         | —             | —             | 11         |
| Pneumonia .....            | 13          | —                           | —                  | 9                  | 12                 | 4            | 3           | —             | —         | —             | 10            | 51         |
| Puerperal Pyrexia .....    | —           | —                           | —                  | 1                  | —                  | —            | —           | —             | —         | —             | —             | 1          |
| Cerebro Spinal Fever ..... | —           | —                           | —                  | —                  | —                  | —            | 1           | —             | —         | —             | 1             | 2          |
| Acute Poliomyelitis .....  | —           | —                           | 1                  | 6                  | 2                  | —            | 1           | —             | 1         | —             | 3             | 14         |
| Acute Poliomyelitis .....  | —           | —                           | —                  | —                  | —                  | —            | —           | —             | —         | —             | 1             | 1          |
| Dysentery .....            | —           | —                           | —                  | —                  | —                  | —            | —           | —             | —         | —             | 4             | 4          |
| Erysipelas .....           | —           | —                           | —                  | —                  | 1                  | —            | 3           | —             | —         | —             | 2             | 6          |
| Oph. Neonatorum .....      | —           | 1                           | —                  | —                  | —                  | —            | —           | —             | 1         | —             | —             | 2          |
| <b>TOTALS</b>              | <b>94</b>   | <b>6</b>                    | <b>17</b>          | <b>64</b>          | <b>103</b>         | <b>20</b>    | <b>59</b>   | <b>33</b>     | <b>12</b> | <b>25</b>     | <b>133</b>    | <b>566</b> |

**NUMBER ADMITTED TO ISOLATION HOSPITALS.**

|                            |          |          |          |          |          |          |          |           |          |          |          |           |
|----------------------------|----------|----------|----------|----------|----------|----------|----------|-----------|----------|----------|----------|-----------|
| Diphtheria .....           | —        | —        | —        | 3        | —        | —        | 1        | 7         | —        | —        | —        | 11        |
| Scarlet Fever .....        | 2        | —        | 1        | 1        | 1        | —        | —        | —         | —        | 1        | —        | 6         |
| Pneumonia .....            | —        | —        | —        | —        | —        | 1        | —        | —         | —        | —        | —        | 1         |
| Erysipelas .....           | —        | —        | —        | —        | —        | —        | 2        | —         | —        | —        | 1        | 3         |
| Measles .....              | —        | —        | —        | —        | —        | —        | —        | 3         | —        | —        | —        | 3         |
| Cerebro Spinal Fever ..... | —        | —        | —        | —        | —        | —        | 1        | —         | —        | —        | 1        | 2         |
| Acute Poliomyelitis .....  | —        | —        | —        | —        | —        | —        | —        | —         | —        | —        | 1        | 1         |
| Acute Poliomyelitis .....  | —        | —        | —        | 3        | —        | —        | —        | —         | —        | —        | 1        | 4         |
| <b>TOTALS</b>              | <b>2</b> | <b>—</b> | <b>1</b> | <b>7</b> | <b>1</b> | <b>1</b> | <b>4</b> | <b>10</b> | <b>—</b> | <b>1</b> | <b>4</b> | <b>31</b> |

**MILK AND DAIRIES ORDER, 1926, AND THE MILK (SPECIAL DESIGNATION) ORDER, 1936-38.**

|   |            |
|---|------------|
| Tuberculin Tested Licences held during Year ..... | 722        |
| Accredited Licences held during the Year .....    | 118        |
| Total .....                                       | <u>840</u> |

No. of Attested Herds in the County at the end of the Year—1601.

**PREVENTION OF BLINDNESS.**

Sixty-one persons with failing eyesight have been sent to the Ophthalmic Surgeon for examination and report. Thirty-six were certified as Blind, seventeen were provided with spectacles, four were recommended medical treatment and eye operations were advised in seventeen cases. Six persons received operative treatment, which resulted in two blind persons being de-certified and three gaining some improvement in vision. Six were placed on the waiting list at the County Hospital and the remainder refused treatment on medical grounds.

**BLIND PERSONS ACTS, 1920-38.**

|  |    |
|--|----|
| Blind Children under 5 years of age .....  | 1  |
| Blind Children receiving education at the Bridgend School for the Blind .....        | 3  |
| Ineducable Children between 5 and 16 years .....                                     | 2  |
| Pupils at the Royal Normal College for the Blind .....                               | 1  |
| Home Workers under the Supervision of the Birmingham Institution for the Blind ..... | 9  |
| Workshop Employees at the Swansea Institution for the Blind .....                    | 2  |
| Blind Persons granted Domiciliary Assistance in 1947 .....                           | 33 |
| New cases added to the Register in 1947 .....  | 36 |
| New cases examined during the year and found not blind .....                         | 25 |

Blind Persons on the Register and number in receipt of Domiciliary Assistance in the various Districts at 31st December, 1947:—

| District.                    | No. on County Register. |         |        | No. in receipt of Domiciliary Assistance. |
|------------------------------|-------------------------|---------|--------|---|
|                              | Male.                   | Female. | Total. |   |
| <b>URBAN DISTRICTS :</b>     |                         |         |        |   |
| Fishguard and Goodwick ..... | 5                       | 7       | 12     | 9   |
| Haverfordwest .....          | 10                      | 17      | 27     | 13  |
| Milford Haven .....          | 5                       | 6       | 11     | 4   |
| Narberth .....               | 2                       | 7       | 9      | 2   |
| Neyland .....                | 2                       | 3       | 5      | 2   |
| Pembroke .....               | 15                      | 15      | 30     | 23  |
| Tenby .....                  | 6                       | 11      | 17     | 9   |
| <b>RURAL DISTRICTS :</b>     |                         |         |        |   |
| Cemaes .....                 | 13                      | 18      | 31     | 21  |
| Haverfordwest .....          | 15                      | 27      | 42     | 17  |
| Narberth .....               | 16                      | 22      | 38     | 20  |
| Pembroke .....               | 4                       | 14      | 18     | 6   |
| Total in 1947 .....          | 93                      | 147     | 240    | 126                                       |
| Total in 1946 .....          | 89                      | 130     | 219    | 54  |

The increase shown in regard to recipients of Domiciliary Assistance is due to the Council twice raising their scales of allowances to Blind Persons during the year.

## **TUBERCULOSIS.**

The King Edward VII. Welsh National Memorial Association carried out all arrangements in connection with the treatment and diagnosis of tuberculosis.

Thirty-eight deaths were attributed to Pulmonary Tuberculosis, compared with 26 for 1946. Eight deaths were due to other forms of tuberculosis.

## **AFTER-CARE OF TUBERCULOUS PATIENTS.**

The Committee for the After-Care of Tuberculous Patients meets regularly.

Reports on Physical and Home conditions of Patients are submitted by the Tuberculosis Physician and the County Medical Officer. These reports include information obtained from the Sanitary Inspectors of the various Local Authorities.

Seventeen new cases were investigated and financial help was given to 16. In addition 22 old cases were reviewed and adjustments made according to their needs. Besides this free milk was granted to 10 patients.

## **MAINTENANCE ALLOWANCE SCHEME.**

Under the Government's Maintenance Allowance Scheme, 62 patients suffering from Pulmonary Tuberculosis, received financial assistance for themselves and their dependants.

TUBERCULOSIS.

THE KING EDWARD VII. WELSH NATIONAL MEMORIAL  
ASSOCIATION. PEMBROKESHIRE AREA.

TUBERCULOSIS CLINICS.

PERSONNEL, ETC.

|                                     |  |
|-------------------------------------|--|
| Tuberculosis Physician .....        | Dr. D. Llewelyn Davies.  |
| Assistant Tuberculosis Physician... | Dr. E. D. Williams.  |
| Clinic .....                        | Welsh National Memorial Clinic,<br>County Hospital Annexe, Haver-<br>fordwest. |

TIME TABLE.

Monday—

Sealyham Tuberculosis Hospital,  
Wolf's Castle, Pem.

Tuesday—

Kensington Hospital, St. Brides,  
Pem.

Wednesday—

9.0 a.m.—12noon. Memorial Clinic,  
Haverfordwest, Pem. Afternoon—  
Sealyham Tuberculosis Hospital.

Thursday—

|                         |   |
|-------------------------|---|
| 1st and 3rd weeks ..... | 11.0 a.m. Memorial Hospital,<br>Cardigan. 2.0 p.m. A.P. Refills<br>only. Domiciliary Visits.                              |
| 2nd week .....          | 11.30 a.m. Eastgate House Clinic,<br>Narberth. 1.30 p.m., Dr. Gibbin's<br>Surgery, Whitland.                              |
| 4th week .....          | 10.30 a.m., Dr. Elliott's Surgery, St.<br>David's. 12 noon, Church Hall,<br>Fishguard. Afternoons,<br>Domiciliary visits. |

Friday—

|                         |   |
|-------------------------|---|
| 1st and 3rd weeks ..... | 10.15 a.m. Meyrick Hospital,<br>Pembroke Dock.<br>2 p.m. Cottage Hospital, Tenby.                       |
| 2nd and 4th weeks ..... | 10.15 a.m. Meyrick Hospital,<br>Pembroke Dock.<br>2.0 p.m., Nurses' Home, North<br>Road, Milford Haven. |

Saturday—

Kensington Hospital, St. Brides.

TELEPHONE NUMBERS.

|                            |                    |
|----------------------------|--------------------|
| Haverfordwest Clinic ..... | Haverfordwest 298. |
| Sealyham Hospital .....    | Letterston 15.     |
| Kensington Hospital .....  | Dale 202.          |

(A) Return showing the work of the Clinics during the Year 1947.

| Diagnosis.  | Pulmonary. |              | Non-Pulmonary. |              | Total.     |              | Grand Total. |    |     |
|---|------------|--------------|----------------|--------------|------------|--------------|--------------|----|-----|
|   | Adults. M. | Children. F. | Adults. M.     | Children. F. | Adults. M. | Children. F. |              |    |     |
| A.—Number of definite cases of Tuberculosis on the Dispensary Register at the beginning of the year ..... | 213        | 125          | 17             | 49           | 32         | 245          | 153          | 51 | 499 |
| B.—(1) Transfers from other Authorities during the year .....   | 1          | 5            | —              | —            | —          | 1            | 8            | —  | 9   |
| (2) Lost sight of cases returned during the year .....  | —          | —            | —              | —            | —          | —            | —            | —  | —   |
| C.—Number of NEW CASES diagnosed as Tuberculous during the year:—   |            |              |                |              |            |              |              |    |     |
| (1) Class T.B. Minus .....  | 17         | 26           | 2              | 1            | —          | 17           | 26           | 2  | 46  |
| (2) Class T.B. Plus .....   | 9          | 12           | —              | 1            | —          | 9            | 12           | —  | 22  |
| (3) Non-Pulmonary .....   | —          | —            | —              | —            | 3          | 3            | 3            | 4  | 14  |
| D.—Number of cases included in A., B. and C. written off the Dispensary Register during the year as:—     |            |              |                |              |            |              |              |    |     |
| (1) Recovered .....   | 11         | 7            | —              | —            | 9          | 20           | 16           | 5  | 44  |
| (2) Dead (all causes) .....   | 18         | 48           | —              | —            | 3          | 21           | 18           | —  | 39  |
| (3) Removed to other Areas .....  | 6          | 4            | —              | —            | 3          | 9            | 4            | 1  | 14  |
| (4) For other reasons .....   | 1          | —            | —              | —            | —          | 1            | —            | —  | 1   |
| E.—Number of definite cases of Tuberculosis on the Dispensary Register at the end of the year .....       | 204        | 139          | 19             | 21           | 20         | 224          | 164          | 50 | 492 |

Number of consultations with Medical Practitioners:—  
 (a) Personal, 243; (b) Other, 844.  
 Visits by Tuberculosis Officer to homes (including personal consultations), 1,248.  
 Visits by Nurses or Health Visitors to homes for Dispensary purposes, 776.

Specimens of Sputum, etc., examined, 330.  
 X-Ray examinations made in connection with Dispensary work: Films, 1650; Screenings, 669.  
 Pneumothrax: No. of Inductions, Nil; No. of Refills, 718.  
 Attendances at Dispensaries and Visiting Stations, 2,668.

(B) Return showing the extent of Residential Treatment and Observation during the year in Institutions approved for the treatment of Tuberculosis.

|  | In Institu-<br>tions on<br>Jan. 1st.<br>(1) | Admitted<br>during<br>the year<br>(2) | Discharged<br>during<br>the year<br>(3) | Died in<br>the Institu-<br>tions<br>(4) | In Institu-<br>tions on<br>Dec. 31st<br>(5) |
|--|---|---------------------------------------|---|---|---|
| Number of doubtfully tuber-<br>culous cases admitted for<br>observation. | Adult males .....                           | 1                                     | 2                                       | —                                       | —   |
|  | Adult females .....                         | 1                                     | 2                                       | —                                       | —   |
|  | Children .....                              | —                                     | 5                                       | —                                       | 2   |
|  | Total .....                                 | 2                                     | 9                                       | —                                       | 2   |
| Number of patients suffering<br>from pulmonary tuberculosis.             | Adult males .....                           | 28                                    | 17                                      | 8                                       | 23  |
|  | Adult females .....                         | 41                                    | 23                                      | 8                                       | 31  |
|  | Children .....                              | 2                                     | 4                                       | —                                       | 2   |
|  | Total .....                                 | 71                                    | 44                                      | 16                                      | 56  |
| Number of patients suffering<br>from non-pulmonary tuber-<br>culosis.    | Adult males .....                           | 4                                     | 2                                       | 1                                       | 4   |
|  | Adult females .....                         | —                                     | 1                                       | —                                       | 1   |
|  | Children .....                              | 3                                     | 6                                       | —                                       | 6   |
|  | Total .....                                 | 7                                     | 9                                       | 1                                       | 11  |
| Grand Total .....  | 61  | 87                                    | 62                                      | 17                                      | 69  |

(C) Return showing the results of observation of doubtful tuberculous cases discharged during the year from Institutions approved for the treatment of Tuberculosis.

| Diagnosis on Discharge from Observation. | Pulmonary Cases. |   |    |           |   |    | Non-Pulmonary Cases. |   |    | Totals.            |   |    |   |   |   |   |   |
|--|------------------|---|----|-----------|---|----|----------------------|---|----|--------------------|---|----|---|---|---|---|---|
|  | Sanatorium.      |   |    | Hospital. |   |    | Stay under 4 weeks.  |   |    | Stay over 4 weeks. |   |    |   |   |   |   |   |
|  | M                | F | Ch | M         | F | Ch | M                    | F | Ch | M                  | F | Ch |   |   |   |   |   |
| Tuberculous ...                          | —                | — | —  | —         | — | —  | —                    | — | —  | 1                  | — | —  | 1 | — | — | 1 |   |
| Non-Tuberculous ...                      | —                | — | —  | —         | — | 1  | —                    | — | —  | —                  | — | —  | 1 | 1 | 2 | 1 | 4 |
| Doubtful .....                           | —                | — | —  | —         | — | —  | —                    | — | —  | —                  | — | —  | — | — | — | — | 1 |
| Totals .....                             | —                | — | —  | —         | — | 1  | —                    | — | —  | 1                  | — | —  | 1 | 1 | 2 | 2 | 5 |









**FOOD AND DRUGS ACT, 1938.**


**SAMPLES TAKEN DURING THE YEAR—1947.**

| Samples.                            | No. of samples taken. |            |            |            |            | Samples adulterated. |           |           |          |           |
|-------------------------------------|-----------------------|------------|------------|------------|------------|----------------------|-----------|-----------|----------|-----------|
|                                     | Quarters.             |            |            |            |            | Quarters.            |           |           |          |           |
|                                     | Mar.                  | June       | Sept.      | Dec.       | Tot-als.   | Mar.                 | June      | Sept.     | Dec.     | Tot-als.  |
| Milk .....                          | 61                    | 66         | 81         | 57         | 265        | 2                    | 18        | 17        | 2        | 39        |
| Cake and Pudding mixtures .....     | 7                     | —          | 5          | 3          | 15         | 4                    | —         | —         | 1        | 5         |
| Semolina .....                      | 1                     | 1          | —          | 1          | 3          | —                    | —         | —         | —        | —         |
| Butter .....                        | 3                     | 3          | 3          | 3          | 12         | —                    | —         | —         | —        | —         |
| Vinegar .....                       | 1                     | 2          | —          | —          | 3          | —                    | —         | —         | —        | —         |
| Baking Powder .....                 | —                     | —          | —          | 1          | 1          | —                    | —         | —         | —        | —         |
| Sugar .....                         | 3                     | 3          | 2          | 2          | 10         | —                    | —         | —         | —        | —         |
| Rolled Oats .....                   | —                     | —          | 1          | —          | 1          | —                    | —         | —         | —        | —         |
| Lard .....                          | —                     | —          | 2          | —          | 2          | —                    | —         | —         | —        | —         |
| Epsom Salts .....                   | —                     | —          | 1          | 1          | 2          | —                    | —         | —         | —        | —         |
| Cheese .....                        | 2                     | 2          | 1          | 2          | 7          | —                    | —         | —         | —        | —         |
| Margarine .....                     | 3                     | 3          | 3          | 3          | 12         | —                    | —         | —         | —        | —         |
| Tea .....                           | 3                     | 2          | 3          | 3          | 11         | —                    | —         | —         | —        | —         |
| Cocoa .....                         | 1                     | —          | 1          | 2          | 4          | —                    | —         | —         | 1        | 1         |
| Barley .....                        | 2                     | —          | —          | —          | 2          | 1                    | —         | —         | —        | 1         |
| Cooking Fat .....                   | 3                     | 3          | 1          | 3          | 10         | —                    | —         | —         | —        | —         |
| Pearl Barley .....                  | 2                     | 1          | —          | —          | 3          | 1                    | —         | —         | —        | 1         |
| Bi-Carbonate of Soda .....          | —                     | —          | —          | 1          | 1          | —                    | —         | —         | —        | —         |
| Jam .....                           | —                     | 3          | 2          | 2          | 7          | —                    | —         | —         | —        | —         |
| Icing Sugar .....                   | —                     | —          | —          | 1          | 1          | —                    | —         | —         | —        | —         |
| Coffee .....                        | —                     | —          | 1          | —          | 1          | —                    | —         | —         | —        | —         |
| Dried Peas .....                    | —                     | 1          | —          | 1          | 2          | —                    | —         | —         | —        | —         |
| Bacon .....                         | —                     | 1          | —          | 2          | 3          | —                    | —         | —         | —        | —         |
| Marmalade .....                     | —                     | —          | 2          | 3          | 5          | —                    | —         | —         | —        | —         |
| Macaroni .....                      | —                     | 1          | —          | 1          | 2          | —                    | —         | —         | —        | —         |
| Barley Flakes .....                 | —                     | 1          | —          | 1          | 2          | —                    | 1         | —         | 1        | 2         |
| Soft Drinks .....                   | —                     | 3          | 5          | 3          | 11         | —                    | —         | 4         | 1        | 5         |
| Gelatine .....                      | —                     | —          | —          | 1          | 1          | —                    | —         | —         | —        | —         |
| Mustard .....                       | 1                     | —          | —          | —          | 1          | —                    | —         | —         | —        | —         |
| Non-brewed Vinegar .....            | —                     | —          | 1          | —          | 1          | —                    | —         | 1         | —        | 1         |
| Essence of Coffee and Chicory ..... | 1                     | —          | —          | —          | 1          | —                    | —         | —         | —        | —         |
| Oatmeal .....                       | 1                     | —          | —          | —          | 1          | —                    | —         | —         | —        | —         |
| Malt Vinegar .....                  | —                     | —          | —          | 2          | 2          | —                    | —         | —         | —        | —         |
| Sultanas .....                      | 1                     | —          | —          | —          | 1          | —                    | —         | —         | —        | —         |
| Spaghetti .....                     | 1                     | —          | —          | —          | 1          | —                    | —         | —         | —        | —         |
| S.R. Flour .....                    | —                     | 3          | —          | —          | 3          | —                    | —         | —         | —        | —         |
| Dessert Mould .....                 | —                     | 1          | —          | —          | 1          | —                    | —         | —         | —        | —         |
| Apricots .....                      | —                     | 1          | —          | —          | 1          | —                    | 1         | —         | —        | 1         |
| All Bran Cereal .....               | —                     | 1          | 1          | 1          | 3          | —                    | —         | —         | —        | —         |
| Ice Cream .....                     | —                     | —          | 3          | —          | 3          | —                    | —         | —         | —        | —         |
| Mashed Potato Powder .....          | —                     | —          | 2          | —          | 2          | —                    | —         | —         | —        | —         |
| Tea Substitute .....                | —                     | —          | 1          | —          | 1          | —                    | —         | —         | —        | —         |
| Custard Powder .....                | —                     | —          | 1          | —          | 1          | —                    | —         | —         | —        | —         |
| Grape Puree Spread .....            | —                     | —          | —          | 1          | 1          | —                    | —         | —         | —        | —         |
| Prunes .....                        | —                     | —          | —          | 1          | 1          | —                    | —         | —         | —        | —         |
| Coffee Beans .....                  | —                     | —          | —          | 1          | 1          | —                    | —         | —         | —        | —         |
| Table Dessert .....                 | —                     | —          | —          | 1          | 1          | —                    | —         | —         | —        | —         |
| Corned Beef .....                   | —                     | —          | —          | 1          | 1          | —                    | —         | —         | —        | —         |
| Vermicelli .....                    | —                     | —          | —          | 1          | 1          | —                    | —         | —         | —        | —         |
| <b>TOTALS</b> .....                 | <b>97</b>             | <b>102</b> | <b>123</b> | <b>106</b> | <b>428</b> | <b>8</b>             | <b>20</b> | <b>22</b> | <b>6</b> | <b>56</b> |



Causes of Death at Different Periods of Life in the Administrative County of Pembroke, 1947.

| CAUSES OF DEATH.                                      | Sex | AGGREGATE OF URBAN DISTRICTS. |    |    |    |     |     | AGGREGATE OF RURAL DISTRICTS. |           |    |    |    |     |     |     |
|---|-----|-------------------------------|----|----|----|-----|-----|-------------------------------|-----------|----|----|----|-----|-----|-----|
|   |     | All Ages.                     | 0— | 1— | 5— | 15— | 45— | 65—                           | All Ages. | 0— | 1— | 5— | 15— | 45— | 65— |
| 1. Typhoid and Paratyphoid Fever                      | M   |                               |    |    |    |     |     |                               |           |    |    |    |     |     |     |
|   | F   |                               |    |    |    |     |     |                               |           |    |    |    |     |     |     |
| 2. Cerebro-spinal Fever                               | M   |                               |    |    |    |     |     |                               |           |    |    |    |     |     |     |
|   | F   |                               |    |    |    |     |     |                               |           |    |    |    |     |     |     |
| 3. Scarlet Fever                                      | M   |                               |    |    |    |     |     |                               |           |    |    |    |     |     |     |
|   | F   |                               |    |    |    |     |     |                               |           |    |    |    |     |     |     |
| 4. Whooping Cough                                     | M   |                               | 1  | 1  |    |     |     |                               |           |    |    |    |     |     |     |
|   | F   |                               |    |    |    |     |     |                               |           |    |    |    |     |     |     |
| 5. Diphtheria   | M   |                               |    |    |    |     |     |                               |           |    |    |    |     |     |     |
|   | F   |                               |    |    |    |     |     |                               |           |    |    |    |     |     |     |
| 6. Tuberculosis of Respiratory System                 | M   | 10                            |    |    | 5  | 4   | 1   |                               |           |    |    | 1  | 5   | 1   |     |
|   | F   | 10                            |    |    | 9  | 1   |     |                               |           |    |    | 6  | 1   |     |     |
| 7. Other forms of Tuberculosis                        | M   | 3                             |    |    | 1  | 2   |     |                               |           |    |    | 3  |     |     |     |
|   | F   | 1                             | 1  |    |    |     |     |                               |           |    |    |    |     |     |     |
| 8. Syphilitic Diseases                                | M   | 1                             |    |    |    |     |     |                               |           |    |    |    |     |     |     |
|   | F   | 1                             |    |    |    |     |     |                               |           |    |    |    |     |     |     |
| 9. Influenza  | M   | 5                             | 1  |    | 1  | 1   | 3   |                               |           |    |    | 1  | 1   |     |     |
|   | F   | 5                             |    |    | 1  | 3   |     |                               |           |    |    |    |     |     |     |
| 10. Measles.  | M   |                               |    |    |    |     |     |                               |           |    |    |    |     |     |     |
|   | F   |                               |    |    |    |     |     |                               |           |    |    |    |     |     |     |
| 11. Ac. Polio-Myel and Polio-Enceph.                  | M   |                               |    |    |    |     |     |                               |           |    |    |    |     |     |     |
|   | F   | 5                             |    |    |    |     |     |                               |           |    |    |    |     |     |     |
| 12. Ac. Inf. Enceph.                                  | M   | 9                             | 4  |    | 2  | 3   |     |                               |           |    |    |    |     |     |     |
|   | F   | 6                             |    |    |    |     |     |                               |           |    |    |    |     |     |     |
| 13. Cancer of Buc. Cav. and Oesoph. (M.), Uterus (F.) | M   |                               |    |    |    |     |     |                               |           |    |    |    |     |     |     |
|   | F   | 9                             |    |    | 2  | 3   |     |                               |           |    |    |    |     |     |     |
| 14. Cancer of Stomach and Duodenum                    | M   | 6                             |    |    |    |     |     |                               |           |    |    |    |     |     |     |
|   | F   | 6                             |    |    |    |     |     |                               |           |    |    |    |     |     |     |
| 15. Cancer of Breast                                  | M   | 10                            |    |    | 3  | 3   | 4   |                               |           |    |    |    |     |     |     |
|   | F   | 31                            |    |    | 17 | 7   | 15  |                               |           |    |    |    |     |     |     |
| 16. Cancer of all other Sites                         | M   | 24                            |    |    | 1  | 1   | 1   |                               |           |    |    |    |     |     |     |
|   | F   | 24                            |    |    |    |     |     |                               |           |    |    |    |     |     |     |
| 17. Diabetes  | M   | 2                             |    |    |    |     |     |                               |           |    |    |    |     |     |     |
|   | F   | 2                             |    |    |    |     |     |                               |           |    |    |    |     |     |     |
| 18. Intracranial Vascular Lesions                     | M   | 24                            |    |    | 2  | 3   | 19  |                               |           |    |    |    |     |     |     |
|   | F   | 32                            |    |    | 7  | 7   | 25  |                               |           |    |    |    |     |     |     |
| 19. Heart Disease                                     | M   | 80                            |    |    | 2  | 30  | 48  |                               |           |    |    |    |     |     |     |
|   | F   | 74                            |    |    | 3  | 12  | 59  |                               |           |    |    |    |     |     |     |
| 20. Other Diseases of Circ. System                    | M   | 10                            |    |    |    |     | 8   |                               |           |    |    |    |     |     |     |
|   | F   | 5                             |    |    |    |     | 4   |                               |           |    |    |    |     |     |     |
| 21. Bronchitis  | M   | 7                             |    |    |    | 2   | 5   |                               |           |    |    |    |     |     |     |
|   | F   | 9                             |    |    | 1  | 1   | 8   |                               |           |    |    |    |     |     |     |
| 22. Pneumonia (all forms)                             | M   | 13                            | 4  | 1  | 1  | 1   | 6   |                               |           |    |    |    |     |     |     |
|   | F   | 15                            | 5  | 1  | 2  | 2   | 6   |                               |           |    |    |    |     |     |     |
| 23. Other Respiratory Diseases                        | M   | 9                             |    |    |    |     | 2   |                               |           |    |    |    |     |     |     |
|   | F   | 9                             |    |    |    |     | 2   |                               |           |    |    |    |     |     |     |
| 24. Ulcer of Stomach or Duodenum                      | M   | 2                             |    |    | 1  | 1   | 2   |                               |           |    |    |    |     |     |     |
|   | F   | 2                             |    |    |    |     | 6   |                               |           |    |    |    |     |     |     |
| 25. Diarrhoea under 2 years                           | M   | 1                             | 1  |    |    |     |     |                               |           |    |    |    |     |     |     |
|   | F   | 1                             |    |    |    |     |     |                               |           |    |    |    |     |     |     |
| 26. Appendicitis                                      | M   | 2                             |    |    |    |     |     |                               |           |    |    |    |     |     |     |
|   | F   | 2                             |    |    |    |     |     |                               |           |    |    |    |     |     |     |
| 27. Other Digestive Diseases                          | M   | 6                             | 1  |    |    | 3   | 2   |                               |           |    |    |    |     |     |     |
|   | F   | 7                             |    |    | 1  | 1   | 5   |                               |           |    |    |    |     |     |     |
| 28. Acute and Chronic Nephritis                       | M   | 6                             |    |    | 1  | 1   | 4   |                               |           |    |    |    |     |     |     |
|   | F   | 8                             |    |    | 2  | 3   | 3   |                               |           |    |    |    |     |     |     |
| 29. Puerperal and Post-abort. Sepsis                  | M   |                               |    |    |    |     |     |                               |           |    |    |    |     |     |     |
|   | F   |                               |    |    |    |     |     |                               |           |    |    |    |     |     |     |
| 30. Other Maternal Causes                             | M   | 1                             |    |    |    |     |     |                               |           |    |    |    |     |     |     |
|   | F   | 1                             |    |    |    |     |     |                               |           |    |    |    |     |     |     |
| 31. Premature Birth                                   | M   | 8                             | 8  |    |    |     |     |                               |           |    |    |    |     |     |     |
|   | F   | 5                             | 5  |    |    |     |     |                               |           |    |    |    |     |     |     |
| 32. Con. Mal. Birth Inf. Infant Dis.                  | M   | 13                            | 11 | 1  | 1  |     |     |                               |           |    |    |    |     |     |     |
|   | F   | 8                             | 7  |    | 1  |     |     |                               |           |    |    |    |     |     |     |
| 33. Suicide   | M   | 2                             |    |    |    |     |     |                               |           |    |    |    |     |     |     |
|   | F   | 1                             |    |    |    |     |     |                               |           |    |    |    |     |     |     |
| 34. Road Traffic Accidents                            | M   | 1                             |    |    |    |     |     |                               |           |    |    |    |     |     |     |
|   | F   | 1                             |    |    |    |     |     |                               |           |    |    |    |     |     |     |
| 35. Other Violent Causes                              | M   | 6                             |    |    | 1  | 1   | 4   |                               |           |    |    |    |     |     |     |
|   | F   | 8                             | 1  |    | 1  | 2   | 4   |                               |           |    |    |    |     |     |     |
| 36. All Other Causes                                  | M   | 36                            | 1  | 1  |    |     |     |                               |           |    |    |    |     |     |     |
|   | F   | 40                            | 1  |    |    |     |     |                               |           |    |    |    |     |     |     |
| ALL CAUSES  | M   | 282                           | 29 | 3  | 3  | 18  | 82  | 147                           | 21        | 2  | 1  | 23 | 79  | 174 |     |
|   | F   | 291                           | 49 | 3  | 1  | 36  | 50  | 182                           | 287       | 20 | 5  | 23 | 59  | 180 |     |



| Causes of Death.  | Fish-guard & Good-wick U-D      |    | Haverfordwest M-B |      | Milford Haven U-D |     | Narberth U-D |       | Neyland U-D |      | Pembroke U-D |      | Tenby M-B |     | Cemaes R-D |    | Haverfordwest R.D. |     | Narberth R-D |     | Pembroke R-D |    |    |    |
|---|---------------------------------|----|-------------------|------|-------------------|-----|--------------|-------|-------------|------|--------------|------|-----------|-----|------------|----|--------------------|-----|--------------|-----|--------------|----|----|----|
|   | M.                              | F. | M.                | F.   | M.                | F.  | M.           | F.    | M.          | F.   | M.           | F.   | M.        | F.  | M.         | F. | M.                 | F.  | M.           | F.  | M.           | F. |    |    |
|   | 1. Typhoid and Para Typhoid ... | —  | —                 | —    | —                 | —   | —            | —     | —           | —    | —            | —    | —         | —   | —          | —  | —                  | —   | —            | —   | —            | —  | —  |    |
| 2. Cerebro Spinal Fever .....                               | —                               | —  | —                 | —    | —                 | —   | —            | —     | —           | —    | —            | —    | —         | —   | —          | —  | 1                  | —   | —            | —   | —            | —  |    |    |
| 3. Scarlet Fever .....                                      | —                               | —  | —                 | —    | —                 | —   | —            | —     | —           | —    | —            | —    | —         | —   | —          | —  | —                  | —   | —            | —   | —            | —  |    |    |
| 4. Whooping Cough .....                                     | —                               | —  | —                 | —    | —                 | 1   | —            | —     | —           | —    | —            | —    | 1         | —   | —          | —  | —                  | 1   | —            | —   | —            | —  |    |    |
| 5. Diphtheria .....   | —                               | —  | —                 | —    | —                 | —   | —            | —     | —           | —    | —            | —    | —         | —   | —          | —  | —                  | —   | —            | —   | —            | 1  |    |    |
| 6. Tuberculosis of Respiratory System .....                 | 2                               | 1  | 2                 | 1    | 3                 | —   | 1            | —     | 1           | 2    | 1            | 6    | —         | —   | 3          | 1  | 5                  | 4   | 1            | 2   | 2            | —  |    |    |
| 7. Other Tuberculous Diseases ...                           | 1                               | —  | —                 | 1    | 1                 | —   | —            | —     | —           | —    | —            | 1    | —         | 1   | —          | —  | 3                  | —   | —            | —   | —            | —  |    |    |
| 8. Syphilitic Diseases .....                                | —                               | —  | —                 | —    | —                 | —   | —            | —     | —           | —    | —            | —    | 1         | —   | —          | —  | 1                  | —   | —            | —   | —            | —  |    |    |
| 9. Influenza .....  | 2                               | —  | 1                 | 1    | —                 | —   | —            | —     | 1           | 1    | 1            | 3    | —         | —   | —          | —  | 1                  | 3   | 1            | 1   | —            | —  |    |    |
| 10. Measles .....   | —                               | —  | —                 | —    | —                 | —   | —            | —     | —           | —    | —            | —    | —         | —   | —          | —  | —                  | —   | —            | —   | —            | —  |    |    |
| 11. Ac. Polio-Myel and Polio Enceph. ....                   | —                               | —  | —                 | —    | —                 | —   | —            | —     | —           | —    | —            | —    | —         | —   | —          | —  | —                  | —   | —            | —   | —            | —  |    |    |
| 12. Ac. Inf. Enceph. ....                                   | —                               | —  | —                 | —    | —                 | —   | —            | —     | —           | —    | —            | —    | —         | —   | —          | —  | —                  | —   | —            | —   | —            | —  |    |    |
| 13. Cancer of Buc. Cav. and Oesoph. (M.); Uterus (F.) ..... | —                               | 1  | —                 | —    | —                 | —   | —            | —     | —           | —    | —            | 2    | —         | 2   | —          | —  | 3                  | 2   | —            | 1   | —            | —  |    |    |
| 14. Cancer of Stomach and Duodenum .....                    | 2                               | 2  | 2                 | 1    | 2                 | —   | 1            | 1     | 1           | 1    | 1            | —    | 1         | 1   | 5          | 1  | 9                  | 5   | 5            | 1   | 1            | 2  |    |    |
| 15. Cancer of Breast .....                                  | —                               | —  | —                 | 1    | 2                 | —   | —            | —     | 1           | —    | —            | —    | 4         | —   | —          | 1  | —                  | 3   | —            | 1   | —            | —  |    |    |
| 16. Cancer of all other sites .....                         | 1                               | 2  | 2                 | 2    | 12                | 3   | —            | 3     | 1           | 1    | 9            | 10   | 6         | 3   | 5          | 1  | 12                 | 10  | 5            | 3   | 2            | 4  |    |    |
| 17. Diabetes .....  | —                               | —  | —                 | —    | —                 | —   | —            | —     | 1           | —    | —            | 1    | —         | 1   | 1          | —  | 1                  | —   | 1            | —   | —            | —  |    |    |
| 18. Intra-Cran. Vasc Lesions .....                          | 2                               | 3  | 2                 | 4    | 5                 | 10  | 2            | 2     | —           | 1    | 12           | 8    | 1         | 4   | 7          | 11 | 11                 | 10  | 5            | 11  | 2            | 5  |    |    |
| 19. Heart Disease .....                                     | 5                               | 10 | 14                | 9    | 27                | 17  | 1            | 3     | 5           | 7    | 16           | 19   | 12        | 9   | 18         | 23 | 31                 | 28  | 23           | 20  | 17           | 8  |    |    |
| 20. Other Circulatory Diseases .....                        | 1                               | —  | 1                 | 1    | 1                 | —   | —            | —     | 2           | 2    | 3            | 2    | 2         | —   | —          | 1  | —                  | 4   | 1            | 6   | 3            | 2  |    |    |
| 21. Bronchitis .....  | 1                               | 1  | 3                 | 2    | 1                 | —   | —            | —     | —           | 1    | 2            | 1    | —         | 4   | 3          | 4  | 6                  | 4   | 3            | 6   | 2            | 1  |    |    |
| 22. Pneumonia (all forms) .....                             | 1                               | 1  | 1                 | 3    | 2                 | 6   | —            | —     | 1           | —    | 6            | 3    | 2         | 2   | 5          | 3  | 5                  | 3   | 2            | 1   | —            | 2  |    |    |
| 23. Other Respiratory Diseases .....                        | —                               | 1  | 1                 | 4    | 1                 | —   | —            | —     | 1           | —    | 2            | 3    | —         | 1   | 1          | 1  | 2                  | 2   | 1            | —   | —            | —  |    |    |
| 24. Ulcer of Stomach or Duodenum .....                      | 1                               | 1  | —                 | —    | 1                 | —   | —            | —     | —           | —    | —            | 1    | —         | —   | 1          | —  | 1                  | —   | 1            | —   | —            | —  |    |    |
| 25. Diarrhoea, under 2 years .....                          | —                               | —  | —                 | —    | —                 | —   | —            | —     | —           | —    | —            | —    | 1         | —   | 1          | —  | —                  | —   | —            | 1   | —            | —  |    |    |
| 26. Appendicitis .....                                      | 1                               | —  | —                 | —    | —                 | —   | —            | —     | 1           | —    | —            | —    | —         | —   | 1          | —  | 1                  | —   | —            | —   | —            | —  |    |    |
| 27. Other Digestive Diseases .....                          | 2                               | —  | —                 | 1    | 1                 | 1   | 1            | 1     | —           | 1    | —            | 2    | 2         | 1   | —          | 2  | —                  | 3   | 2            | —   | 1            | —  |    |    |
| 28. Nephritis .....   | 1                               | 2  | —                 | 2    | 2                 | 1   | 1            | —     | —           | —    | 1            | 3    | 1         | —   | 2          | 3  | 10                 | 5   | 1            | 1   | —            | —  |    |    |
| 29. Puer. and Post-abort. Sepsis .....                      | —                               | —  | —                 | —    | —                 | —   | —            | —     | —           | —    | —            | —    | —         | —   | —          | —  | —                  | —   | —            | —   | —            | —  |    |    |
| 30. Other Maternal Causes .....                             | —                               | —  | —                 | —    | —                 | 1   | —            | —     | —           | —    | —            | —    | —         | —   | —          | —  | 2                  | —   | —            | —   | —            | 1  |    |    |
| 31. Premature Birth .....                                   | 3                               | 2  | 2                 | 1    | —                 | 1   | 1            | —     | —           | —    | 1            | —    | 1         | 1   | 1          | 2  | 4                  | 6   | —            | 3   | 1            | 1  |    |    |
| 32. Con. Mal. Birth Inj. Inf. Dis. ....                     | 2                               | —  | 2                 | 2    | 2                 | 3   | 1            | —     | 1           | 1    | 5            | 2    | —         | —   | 2          | 1  | 4                  | 2   | —            | —   | 1            | —  |    |    |
| 33. Suicide .....   | 1                               | 1  | —                 | —    | —                 | —   | —            | —     | 1           | —    | —            | —    | —         | —   | 3          | 1  | —                  | 1   | 1            | 1   | 1            | —  |    |    |
| 34. Road Traffic Accidents .....                            | —                               | —  | 1                 | 1    | —                 | —   | —            | —     | —           | —    | —            | —    | —         | —   | —          | —  | 2                  | —   | —            | —   | —            | —  |    |    |
| 35. Other Violent Causes .....                              | —                               | 2  | 1                 | 1    | 1                 | 2   | —            | 1     | —           | —    | 3            | 1    | 1         | 1   | 1          | —  | 4                  | 6   | 3            | 1   | 2            | —  |    |    |
| 36. All Other Causes .....                                  | 4                               | 1  | 6                 | 7    | 2                 | 7   | 3            | 2     | 1           | 2    | 16           | 19   | 4         | 2   | 5          | 9  | 17                 | 20  | 6            | 5   | 4            | 5  |    |    |
| Totals all Causes .....                                     | 33                              | 31 | 41                | 45   | 64                | 55  | 12           | 13    | 17          | 21   | 79           | 89   | 36        | 37  | 65         | 65 | 134                | 124 | 62           | 66  | 39           | 32 |    |    |
| Deaths of Infants under 1 year                              | Total                           |    | 4                 | 2    | 5                 | 4   | 4            | 8     | 2           | —    | 2            | 1    | 7         | 3   | 5          | 1  | 7                  | 3   | 12           | 10  | —            | 6  | 2  | 1  |
|   | Legitimate                      |    | 4                 | 2    | 3                 | 4   | 4            | 8     | 1           | —    | 2            | 1    | 6         | 2   | 4          | —  | 5                  | 3   | 10           | 8   | —            | 4  | 2  | 1  |
|   | Illegitimate                    |    | —                 | —    | 2                 | —   | —            | —     | 1           | —    | —            | —    | 1         | 1   | 1          | 1  | 2                  | —   | 2            | 2   | —            | 2  | —  | —  |
| Live Births   | Total                           |    | 54                | 42   | 81                | 89  | 127          | 128   | 13          | 9    | 24           | 22   | 157       | 139 | 51         | 43 | 91                 | 69  | 193          | 203 | 90           | 74 | 55 | 37 |
|   | Legitimate                      |    | 52                | 40   | 76                | 83  | 122          | 128   | 11          | 9    | 23           | 21   | 143       | 129 | 47         | 42 | 83                 | 66  | 181          | 188 | 88           | 66 | 54 | 35 |
|   | Illegitimate                    |    | 2                 | 2    | 5                 | 6   | 5            | —     | 2           | —    | 1            | 1    | 14        | 10  | 4          | 1  | 8                  | 3   | 12           | 15  | 2            | 8  | 1  | 2  |
| Still-births  | Total                           |    | 2                 | 1    | 4                 | —   | 3            | 3     | 1           | 1    | 3            | —    | 11        | 3   | 2          | 1  | 5                  | 3   | 9            | 6   | 2            | 5  | 3  | 2  |
|   | Legitimate                      |    | 2                 | 1    | 3                 | —   | 3            | 3     | 1           | 1    | 3            | —    | 9         | 3   | 2          | 1  | 5                  | 3   | 8            | 6   | 2            | 4  | 3  | 2  |
|   | Illegitimate                    |    | —                 | —    | 1                 | —   | —            | —     | —           | —    | —            | —    | 2         | —   | —          | —  | —                  | 1   | —            | —   | 1            | —  | —  | —  |
| RESIDENT POPULATION   |                                 |    | 4607              | 7156 | 10590             | 936 | 2020         | 10720 | 4451        | 8732 | 20090        | 9656 | 5232      |     |            |    |                    |     |              |     |              |    |    |    |



