

[Report 1959] / Medical Officer of Health, Nantyglo U.D.C.

Contributors

Nantyglo and Blaina (Wales). Urban District Council.

Publication/Creation

1959

Persistent URL

<https://wellcomecollection.org/works/n8p5uzhm>

License and attribution

You have permission to make copies of this work under a Creative Commons, Attribution license.

This licence permits unrestricted use, distribution, and reproduction in any medium, provided the original author and source are credited. See the Legal Code for further information.

Image source should be attributed as specified in the full catalogue record. If no source is given the image should be attributed to Wellcome Collection.



Wellcome Collection
183 Euston Road
London NW1 2BE UK
T +44 (0)20 7611 8722
E library@wellcomecollection.org
<https://wellcomecollection.org>

Library

m/2

NANTYGLO AND BLAINA
URBAN DISTRICT COUNCIL
REPORT
OF THE
MEDICAL OFFICER OF HEALTH
FOR THE
YEAR 1959.



WELSH BOARD OF HEALTH.
RECEIVED
29 FEB 1961
A.



NANTYGLO AND BLAINA URBAN DISTRICT COUNCIL

1959

| | |
|---|---------------------------------------|
| Chairman of the Council | Councillor T. Rees (January - May) |
| | Councillor J.H.Durban(May - December) |
| Vice-Chairman | Councillor A.J. Robins |
| Chairman of the Public Health Committee | - Councillor B. Preece |
| Chairman of the Housing Committee | - Councillor N. Slocombe |
| Chairman of the Public Works Committee | - Councillor D. Davies |
| Chairman of the Finance Committee | - Councillor T. Rees |

North Ward:

| | |
|------------|--------------|
| Councillor | E. C. Lewis. |
| " | J. H. Durban |
| " | D. James |
| " | B. Preece |
| " | D. Davies |

Central Ward:

| | |
|------------|-------------|
| Councillor | W. H. Jones |
| " | J. H. Dally |
| " | N. Slocombe |
| " | T. Rees |
| " | C. Barnes |

South Ward:

| | |
|------------|--------------|
| Councillor | F. Axford |
| " | A. J. Robins |
| " | F. Griffiths |
| " | D. Morris |
| " | O. Parry |

OFFICERS OF THE PUBLIC HEALTH DEPARTMENT

| | |
|----------------------------|---|
| Medical Officer of Health. | Dr. J. Walters Bowen, M.B., B.ch., B.Sc., D.P.H. |
| Public Health Inspector. | D. J. Horrington, M.R.S.H., M.P.H.I.A. |
| Rodent Officer. | E. E. Wilkins. |

STATE OF TEXAS

County of _____ State of Texas

Know all men by these presents, that _____

of the County of _____ State of Texas, for and in consideration of the sum of _____ Dollars, to _____ of lawful money of the United States, to _____ the receipt of which is hereby acknowledged, have granted, sold and conveyed, and by these presents do grant, sell and convey unto the said _____ of the County of _____ State of Texas, all that certain _____

ANNUAL REPORT
OF THE
MEDICAL OFFICER OF HEALTH
TO THE
NANTYGLO AND BLAINA URBAN DISTRICT COUNCIL
FOR THE YEAR 1959.

To the Chairman and Members of the Nantyglo and Blaina Urban District Council.

Mr. Chairman and Gentlemen,

I have the honour to present the Annual Report for the year 1959.

The Registrar General's population figure for the Urban Area is 10,980 which shows a decrease of 50 since 1957.

The gradual decline in the population over the past years show that migration of people to other areas is still taking place on a small scale.

The general health of the people during the past year has been very good with once again an absence of any serious epidemic disease.

The infectious diseases notified, being confined on the whole to the milder children's illnesses. This can readily be seen from the tables that follow.

The number of cases of tuberculosis notified was small, these cases being promptly dealt with by the Chest Physician and admitted to Sanatorium.

Action under the Nation Assistance act 1948, Section 47, has not be necessary.

My sincere thanks is expressed to all Members of the Council and staff for their co-operation and help throughout the year.

Yours faithfully,

J. Walters Bowen, M.B., B.ch.,
B.Sc., D.P.H.

Medical Officer of Health.

1914

THE UNIVERSITY OF CHICAGO

1914

THE UNIVERSITY OF CHICAGO

1914

THE UNIVERSITY OF CHICAGO

THE UNIVERSITY OF CHICAGO

THE UNIVERSITY OF CHICAGO

THE UNIVERSITY OF CHICAGO

THE UNIVERSITY OF CHICAGO

THE UNIVERSITY OF CHICAGO

THE UNIVERSITY OF CHICAGO

THE UNIVERSITY OF CHICAGO

THE UNIVERSITY OF CHICAGO

THE UNIVERSITY OF CHICAGO

THE UNIVERSITY OF CHICAGO

THE UNIVERSITY OF CHICAGO

THE UNIVERSITY OF CHICAGO

THE UNIVERSITY OF CHICAGO

THE UNIVERSITY OF CHICAGO

THE UNIVERSITY OF CHICAGO

THE UNIVERSITY OF CHICAGO

THE UNIVERSITY OF CHICAGO

THE UNIVERSITY OF CHICAGO

THE UNIVERSITY OF CHICAGO

THE UNIVERSITY OF CHICAGO

THE UNIVERSITY OF CHICAGO

THE UNIVERSITY OF CHICAGO

STATISTICS AND SOCIAL CONDITIONS OF THE URBAN AREA

The Urban District of Nantyglo and Blaina is situated in the north western corner of the County of Monmouth and lies towards the head of the Western Valley. The Northern boundary of the District forms the boundary with Brynmawr Urban District and is also the County boundary with Brecknockshire. It is bounded on the East by Blaenavon the South by Abertillery and the West by Ebbw Vale.

Nantyglo came into existence in the period 1782 - 1880 for the purpose of mining deposits of coal and iron ore; Blaina coming into existence at a later date 1830-1900 for the extraction of coal.

As mining is now confined to one colliery the workers are employed mainly in the coal mines, factories and steel works of the adjoining districts.

The factory development introduced in recent years to the Nantyglo area has done much to allèviate unemployment, and has been of great financial assistance to the area.

It is to be hoped that the compulsory Acquisition of slum clearance properties in the Nantyglo area will make available a site worthy of still further further industrial development in the near future.

The housing problem still remains an urgent one although the Council commenced an ambitious building programme of one hundred and thirty two houses, to be followed by a further one hundred and twenty two. Of the one hundred and thirty two ninety nine houses were allocated to families from slum clearance properties and the remainder to general needs.

Commencing in May 40 houses had been completed by the end of the year, and 38 families had been rehoused. By arranging exchanges a large number of families were relieved of overcrowded conditions.

Although this has somewhat alleviated the position, and some of the worst areas in the District have been got rid of, much still remains to be done in the slum clearance field and the Council envisage further building programmes in the next few years.

| | | | | | |
|---|-----|-----|-------|-----|-------------------------|
| 1) Total No. of dwellings according to the Rate Book on December 31st 1959... | ... | ... | ... | ... | 3277 |
| 2) Total No of Houses erected during the year | | | | | |
| (a) By Local Authority | ... | ... | ... | ... | 20 50 |
| (b) By Private Enterprise | ... | ... | ... | ... | 1 |
| | | | Total | | 3278 3328 |
| No. of houses demolished during 1959 | ... | ... | ... | ... | 13 |
| No. of houses closed during 1959 | ... | ... | ... | ... | 13 |
| No. of Parts of houses closed during 1959 | ... | ... | ... | ... | 1 |
| Total No of dwellings in Area on 31/12/59 | ... | ... | ... | ... | 3290 |

Faint, illegible text at the top of the page, possibly a header or title.

Second block of faint, illegible text.

Third block of faint, illegible text.

Fourth block of faint, illegible text.

Fifth block of faint, illegible text.

Sixth block of faint, illegible text.

Seventh block of faint, illegible text.

Eighth block of faint, illegible text.

| | | | | | |
|--|-----|-----|-----|-----|---------|
| No. of Council owned dwellings | ... | ... | ... | ... | 790 |
| Rateable Value of District | ... | ... | ... | ... | £67,391 |
| Produce of a Penny Rate for the Financial Year ended 31st March 1959 | ... | ... | ... | ... | £243 |

Rates in the £

| | |
|---------------------------|---------------------|
| General Rate | 15/3d. |
| Water Rate | |
| Area of District in Acres | 3,862 acres. |

Extracts from Vital Statistics

Birth Rate

Live Births

| | <u>Males</u> | <u>Females</u> | <u>Total</u> |
|--------------|--------------|----------------|--------------|
| Legitimate | 99 | 103 | 202 |
| Illegitimate | <u>4</u> | <u>3</u> | <u>7</u> |
| <u>Total</u> | <u>103</u> | <u>106</u> | <u>209</u> |

Showing a birth rate per 1000 of the population of 19.03 as compared with 17.6 in 1957.

Birth Rate for the County of Monmouthshire was 17.04 per 1,000 of the population.

Still Births

| | <u>Males</u> | <u>Females</u> | <u>Total</u> |
|--------------|--------------|----------------|--------------|
| Legitimate | 1 | 4 | 5 |
| Illigitimate | <u>-</u> | <u>-</u> | <u>-</u> |
| <u>Total</u> | <u>1</u> | <u>4</u> | <u>5</u> |

Showing a Still Birth Rate per 1,000 live and still births of 23.3

Live and Still Births.

| | <u>Males</u> | <u>Females</u> | <u>Total</u> |
|--------------|--------------|----------------|--------------|
| Legitimate | 100 | 107 | 207 |
| Illigitimate | <u>4</u> | <u>3</u> | <u>7</u> |
| <u>Total</u> | <u>104</u> | <u>110</u> | <u>214</u> |

Death Rate

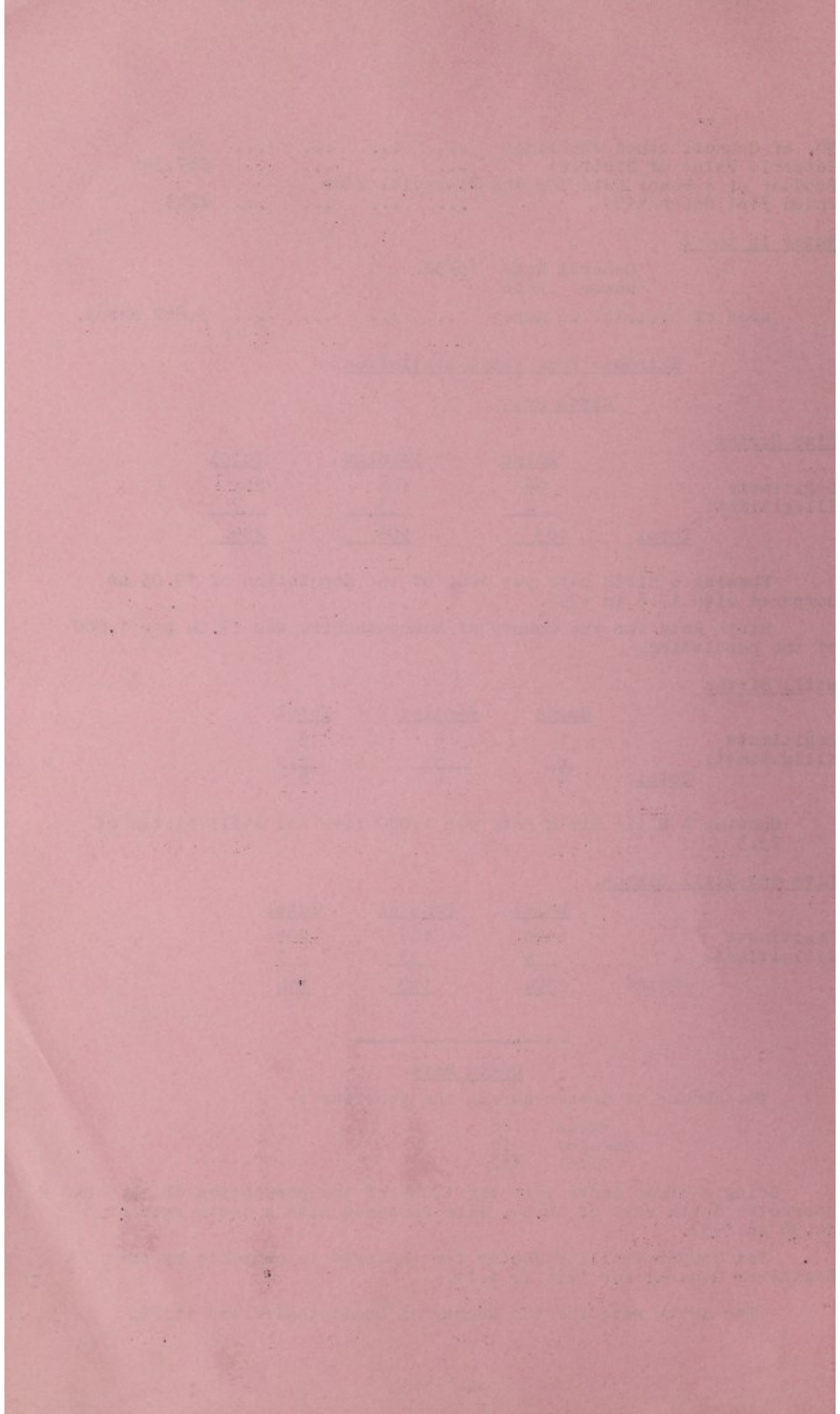
The number of deaths during the year was :-

| | |
|---------|------------|
| Males | 86 |
| Females | <u>72</u> |
| Total | <u>160</u> |

Being a crude death rate per 1,000 of the population of 14.5 and a corrected death rate of 16.09. This compares with a death rate of 14.98 in 1957.

The Comparability Factor for the area as compiled by the Registrar General for 1956 is 1.11.

The death rate for the County of Monmouthshire was 11.73.



Infantile Mortality

Deaths of infants under one year of age :-

| | <u>Males</u> | <u>Females</u> | <u>Total</u> |
|-------------|--------------|----------------|--------------|
| Legitimate | 3 | 1 | 4 |
| Illgitimate | - | - | - |
| Total | 3 | 1 | 5 |

Being an infant mortality rate of 19.1 per 1,000 live births.

Legitimate infant mortality rate. per 1,000 legitimate live births was 19.8

Maternal Mortality

| | |
|---|------------|
| Deaths from Puerpural Causes | Nil |
| Deaths from other Maternal Causes | .1 |
| Maternal Mortality Rate per 1,000 Live and still births. | 4.6 |

Causes of Death

| | <u>Males</u> | <u>Females</u> |
|---|--------------|----------------|
| Pulmonary Tuberculosis | 1 | Nil |
| Non-Pulmonary Tuberculosis | Nil | Nil |
| Syphilitic Disease | 1 | Nil |
| Diphtheria | Nil | Nil |
| Whooping Cough | Nil | Nil |
| Meningococcal Infections | Nil | Nil |
| Acute Poliomyelitis | Nil | Nil |
| Measles | Nil | Nil |
| Other Infective & Parasitic Diseases | Nil | Nil |
| Malignant Neoplasm of Stomach | 1 | 6 |
| Malignant Neoplasm - lung, bronchus | 3 | 1 |
| Malignant Neoplasm - breast | Nil | 2 |
| Malignant Neoplasm - Uterus | Nil | 2 |
| Other Malignant and Lymphatic Neoplasms | 4 | 4 |
| Leukaemia, Aleukaemia | 1 | Nil |
| Diabetes | 1 | 2 |
| Vascular lesions of Nervous System | 15 | 13 |
| Coronary Disease, Angina | 21 | 10 |
| Hypertension with Heart Disease | 4 | 4 |
| Other Heart diseases | 9 | 11 |
| Other Circulatory Disease | 1 | 2 |
| Influenza | 1 | Nil |
| Pneumonia | 4 | 2 |
| Bronchitis | 13 | 2 |
| Other Diseases of Respiratory System | 1 | Nil |
| Ulcer of Stomach Duodenum | 1 | Nil |
| Gastritis, Enteritis & Diarrhoea | 1 | Nil |
| Nephritis and Nephrosis | Nil | 2 |
| Hyperplasia of Prostrate | 1 | Nil |
| Pregnancy, Childbirth, Abortion | Nil | 1 |
| Gongenital Malformations | Nil | 1 |
| Other defined and illdefined diseases | 2 | 4 |
| Motor Vehicle Accidents | 1 | 1 |
| All other accidents | 1 | 1 |
| Suicide | Nil | 1 |
| Homicide and Operation of War | Nil | Nil |
| All Causes | 88 | 72 |

MEMORANDUM

TO: THE SECRETARY OF DEFENSE

FROM: [Illegible]

SUBJECT: [Illegible]

DATE: [Illegible]

[Illegible text block]

1. [Illegible]

[Illegible text block]

2. [Illegible]

[Illegible text block]

[Illegible text block]

[Illegible text block]

[Illegible text block]

[Illegible text block]

[Illegible text block]

PREVALENCE AND CONTROL OVER INFECTIOUS
AND OTHER DISEASES

Arrangements for Diphtheria Immunisation of children are carried out by the School Medical Service of the Monmouthshire County Council.

Number of cases of Notifiable Diseases other than Tuberculosis notified during the year:-

| Disease | Males | Females | Total No. Notified |
|---|-------|---------|--------------------|
| Scarlet Fever | 1 | 4 | 5 |
| Whooping Cough | 2 | - | 2 |
| Diphtheria | | | |
| Measles | 57 | 46 | 103 |
| Pneumonia | 2 | - | 2 |
| Meningococcal Infection | | | |
| Poliomyelites | | | |
| Encephalitis | | | |
| Dysebery | | | |
| Puerperal Pyrexia | | | |
| Small Pox | | | |
| Paratyphoid Fever | | | |
| Enteric Fever | | | |
| Food Poisoning | | | |
| Erysipelas | | 1 | 1 |
| Malaria | | | |
| Other notifiable diseases except Tuberculosis | | | |

INFECTIOUS AND OTHER DISEASES

NOTIFIED DURING 1959

Age and Sex Classification

| AGES | SCARLET FEVER | | WHOOPIING COUGH | | ACUTE POLIOMYELITIS | | | | MEASLES | |
|------------------|---------------|---|-----------------|---|---------------------|---|----------|---|----------|----------|
| | | | | | Paralytic | | Non-Para | | | |
| | M | F | M | F | M | F | M | F | M | F |
| Under 1 year | | | | | | | | | 1 | |
| 1 year | | | | | | | | | 2 | 4 |
| 2 years | | | 1 | | | | | | 5 | 4 |
| 3 years | | | | | | | | | 8 | 5 |
| 4 years | 1 | | 1 | | | | | | 9 | 7 |
| 5-9 years | | 3 | | | | | | | 29 | 22 |
| 10-14 years | | 1 | | | | | | | 1 | 2 |
| 15-24 years | | | | | | | | | | 2 |
| Age unknown | | | | | | | | | 2 | |
| Total (all ages) | 1 | 4 | 2 ⁰ | | | | | | 57 | 46 |

| AGES | Acute Pneumonia | | Acute Encephalitis Infect. | | | | Erysipelas | | Tuberculosis | | | |
|------------------|-----------------|---|----------------------------|---|---|---|------------|---|--------------|---|-------|---|
| | | | Post Infect | | | | | | Respiratory | | Other | |
| | M | F | M | F | M | F | M | F | M | F | M | F |
| Under 5 years | | | | | | | | | | | | |
| 5-14 years | | | | | | | | | | | | |
| 15-24 years | | | | | | | | | | | | |
| 25-44 years | | | | | | | | | | | | |
| 45-64 years | 1 | | | | | | | | | | | |
| 65 and over | 1 | | | | | | | | 1 | | | |
| Total (all ages) | 2 | | | | | | | | 1 | | | |

TUBERCULOSIS

| No. of Cases on Register at Dec. 1959 | | | | Cases Notified During 1959 | | | | Deaths from Tuberculosis | | | |
|---------------------------------------|----|---------|---|----------------------------|---|---------|---|--------------------------|---|---------|---|
| Pul | | Non-Pul | | Pul | | Non-Pul | | Pul | | Non-Pul | |
| 65 | | 2 | | 7 | | - | | 1 | | - | |
| M | F | M | F | M | F | M | F | M | F | M | F |
| 33 | 32 | 1 | 1 | 4 | 3 | - | - | 1 | - | - | - |

FOOD POISONING

No cases of food poisoning were notified during the year.

POLIOMYELITIS VACCINATION

During the year children in the age groups 1-15 years were vaccinated at the clinics and schools, the response being excellent.

SANITARY CIRCUMSTANCES OF THE AREA

Water Supply

The water supply of the district is supplied in bulk by the Ebbw Vale Urban District Council. The service reservoir being situated at Llangynidir Mountain, Beaufort. The water is chlorinated and filtered by slow sand filters before coming into the district.

The new water system has greatly improved supplies to houses, but there are still many with inadequate supplies, due mainly to gross corrosion of the service pipes.

The water is of a soft character and chemical analysis has shown that a slight solvent action is produced when in contact with lead pipes. The use of lead in service and distributing pipes is therefore prohibited, although permissible in hot water systems, etc..

1. Approximate number of houses supplied from public mains. - 3267
2. Approximate population supplied from public mains. - 11,000

+

Swimming Baths

There are still no public or privately owned swimming baths in the District, the baths in the neighbouring authorities of Brynawr and Abertillery being used.

School children are conducted to these baths for instruction by the educational authorities but during the summer months the ponds in the district are still used despite the fact that they are dangerous and are quite unfit for use as swimming pools.

Drainage - Drainage - Sewerage is on the water carriage system. The subsidiary sewers are connected up with the Western Valley (Mon) main Trunk sewer which discharges into the sea at low water west of the mouth of the River Usk.

Public Cleansing

Public Cleansing and refuse collection is controlled by the Council's Engineer and Surveyor.

The refuse is deposited at the Winchestown site where controlled tipping is exercised.

Although refuse is collected three times a week, householders in the area still persist in depositing their refuse on open spaces near their homes.

This inexcusable practice, in my opinion will not be remedied until there is more co-operation between all concerned, and each householder has a suitably covered dustbin for the storage of domestic refuse prior to collection.

| Year | 1950 | 1951 | 1952 | 1953 | 1954 | 1955 | 1956 | 1957 | 1958 | 1959 | 1960 |
|-------------|------|------|------|------|------|------|------|------|------|------|------|
| Population | | | | | | | | | | | |
| Area | | | | | | | | | | | |
| Production | | | | | | | | | | | |
| Income | | | | | | | | | | | |
| Expenditure | | | | | | | | | | | |
| Balance | | | | | | | | | | | |

[The following text is extremely faint and illegible due to low contrast and blurriness. It appears to be a series of paragraphs or a table of data.]

Prevention of Damage by Pests Act, 1949

The work of rats and mice destruction has proceeded satisfactorily and has been carried out in accordance with the provisions of the above Act.

One maintenance treatment of the district sewers was completed in May the results of which are summarised below.

The treatment which should have taken place in November had to be postponed due to unsuitable weather conditions.

In future treatments will be arranged in Spring and Autumn of each year in order to avoid the bad weather of the winter months.


Maintenance Work carried out during May

| | |
|---|-----|
| Number of Manholes baited | 110 |
| Number showing complete takes of bait | 37 |
| Number of Manholes tested | Nil |
| Number of manholes tested showing takes of bait | Nil |

The bait was deposited on the benching of the manholes or upon metal baiting trays fitted to the manhole walls. Each manhole being pre-baited upon alternate days, and on the third day a proportionate amount of poison was added to the base bait and laid at all points which had resulted in a take of pre-bait.

In accordance with the instruction issued by the Ministry of Agriculture, Fisheries and Food, (Infestation Control Department), the base bait and poison used are alternated for sewer treatments and the results proved the efficiency of this change in bait and poison.


The work of rodent control is carried out in this area by a full time Officer, and the following report shows the number of inspections, infestations and treatments carried out during the twelve months ending 31st March 1959.



PREVENTION OF DAMAGE BY PESTS ACT, 1949

REPORT FOR TWELVE MONTHS ENDED 31st DECEMBER 1959

| | TYPE OF PROPERTY | | | | AGRICULTURE |
|--|---------------------------|--|---|--|-------------|
| | NON-AGRICULTURAL | | | | |
| | (1) Local Authority | (2) Dwelling Houses (inc. Council houses) | (3) All other (inc Bus- iness Prem | (4) Total of Cols(1) (2) & (3) | |
| Number of properties in local authorities district | 12 | 3,400 | 138 | 3,550 | 14 |
| Number of properties inspected as a result of:- | | | | | |
| (a) Notification | - | 44 | 9 | 53 | - |
| (b) Survey under the Act | 12 | 614 | 58 | 684 | 10 |
| (c) Otherwise (e.g. when visited primarily for some other purpose) | - | -- | -- | ---- | -- |
| Total inspections carried out including re-inspections. | 12 | 654 | 67 | 733 | 10 |
| Number of properties inspected (in Sec.11) which were found to be infested by:- | | | | | |
| (a) Rats-(Major | - | - | - | - | - |
| (Minor | - | 63 | 3 | 66 | - |
| (b) Mice-(Major | - | - | - | - | - |
| (Minor | - | 49 | 6 | 55 | - |
| Number of infested properties (in Sec 11) tested by the L.A. | - | 112 | 9 | 121 | - |
| Total treatments carried out incl: re-treatments | - | - | - | - | - |
| Number of notices served under Sec.4 of the Act:- | | | | | |
| (a) Treatment | - | - | - | - | - |
| (b) Structural work re-proofing | - | - | - | - | - |
| Number of cases in which default action was taken following the issue of a notice under Sec 4 of the Act | - | - | - | - | - |
| Legal Proceedings | - | - | - | - | - |
| Number of 'Block' control schemes carried out | - | 2 | - | 2 | - |



FACTORIES ACT, 1937 & 1948

The following is a list of trades carried on at factories within the Urban Area and a statement where mechanical power is used:-

| Type of Trades | Number of Factories | Mechanical Power used | Mechanical Power not used |
|--------------------------|---------------------|-----------------------|---------------------------|
| Motor Vehicle repair | 2 | 2 | - |
| Light Engineering | 2 | 2 | - |
| Joinery | 2 | 1 | 1 |
| Boot Makers | 2 | 2 | - |
| Sausages | 1 | 1 | - |
| Bread | 1 | 1 | - |
| Wagon Repairs | 1 | - | 1 |
| Tinhouse Bran | 1 | 1 | - |
| Garage | 3 | - | 3 |
| Synthetic Floor Covering | 1 | 1 | - |
| Lingerie | 1 | 1 | - |
| Felt | 1 | 1 | - |
| | 17 | 12 | 5 |

Number of Factories on Register - December 1959 - 17
Number of Inspections 8

Written Notices

- (1) Want of cleanliness. NIL
(2) Insufficient sanitary conveniences. NIL

Table 1

Table with 4 columns and 10 rows. The columns are labeled: 'Year', 'Number of cases', 'Percentage of cases', and 'Age group'. The rows contain numerical data for each category.

| Year | Number of cases | Percentage of cases | Age group |
|------|-----------------|---------------------|-----------|
| 1990 | 120 | 15.0 | 15-24 |
| 1991 | 130 | 16.25 | 25-34 |
| 1992 | 140 | 17.5 | 35-44 |
| 1993 | 150 | 18.75 | 45-54 |
| 1994 | 160 | 20.0 | 55-64 |
| 1995 | 170 | 21.25 | 65-74 |
| 1996 | 180 | 22.5 | 75-84 |
| 1997 | 190 | 23.75 | 85-94 |
| 1998 | 200 | 25.0 | 95-104 |
| 1999 | 210 | 26.25 | 105-114 |

Table 2

Table with 2 columns and 1 row. The columns are labeled: 'Year' and 'Number of cases'. The row contains numerical data.

| Year | Number of cases |
|------|-----------------|
| 1990 | 120 |

1990

1991

1992

RENT ACT 1957

This Act which repealed the relevant sections appertaining to Certificates of Disrepair under the Housing Repairs and Rents Act 1954 and several other acts and parts of acts came into force on the 6th July 1957.

FIRST SCHEDULE

(Part 1 Applications for Certificate of Disrepair)

| | |
|--|-----|
| (1) Number of Applications for Certificates. | 4 |
| (2) Number of decisions not to issue Certificates | NIL |
| (3) Number of decisions to issue Certificates | 4 |
| (a) in respect of some but not all defects | 1 |
| (b) in respect of all defects | 3 |
| (4) Number of undertakings given by landlords under paragraph 5 of the First Schedule | 2 |
| (5) Number of undertakings refused by Local Authority under proviso to paragraph 5 of the First Schedule | NIL |
| (6) Number of Certificates issued | 4 |

(Part 11 Application for Cancellation of Certificates)

| | |
|---|-----|
| (7) Applications by landlords to Local Authority for cancellation of Certificates | NIL |
| (8) Objections by tenants to Cancellation of Certificates | NIL |
| (9) Decisions by Local Authority to cancel in spite of tenants objection | NIL |
| (10) Certificates cancelled by Local Authority | NIL |

Dear Sir,

Receipt

I have received of you the sum of £100/-

for the purchase of the land at

the site of the old mill race

at the place called

the mill race

at the place called

the mill race

at the place called

the mill race

at the place called

the mill race

at the place called

the mill race

at the place called

SUMMARY OF HOUSING STATISTICS

| | |
|--|------------------|
| of Clearance Areas Represented | 3 |
| of houses in above areas | 41 |
| of Clearance Areas confirmed by Minister | -- |
| of houses in confirmed clearance area | -- |
| of Clearance areas operative | -- |
| of houses in in operative clearance areas | -- |
| of clearance areas where Ministry Inquiries held | 2 |
| of houses in clearance areas demolished | 2 NIL |
| of Demolition orders made by Council | 2 |
| of Houses demolished as a result of demolition orders | 13 |
| of Closing orders made by Council | 13 |
| of Closing Orders made on part buildings | Nil |
| of part buildings closed as a result of Closing orders | 2 |
| of undertakings to repair houses accepted by Council | Nil |
| prevent Orders being made | Nil |
| of undertakings accepted by Council to repair, alter, construct and improve houses. Section 27 | Nil |
| of undertakings accepted as above. Section 24 | Nil |
| of undertakings completed and Closing Orders determined | Nil |
| of undertakings completed and Demolition Orders revoked | Nil |
| of undertakings completed (Section 16) | Nil |
| of undertakings accepted that house will not be used for man habitation | 7 |

REHOUSING

| | |
|---|-----------------|
| of Council houses built | 3 50 |
| of families rehoused from Clearance Areas | 9 |
| of persons rehoused from Clearance Areas | 29 |
| of families rehoused from houses subject to Demolition Orders | 4 |
| of persons rehoused " " " " " " | 13 |
| of Families rehoused " " " " Closing Orders | 11 |
| of Persons rehoused " " " " " " | 36 |
| of families rehoused from Part Buildings with Closing Orders | 2 |
| of persons rehoused from Part Buildings with Closing Orders | 5 |
| of persons rehoused from houses with undertakings | 2 |
| at houses will not be let for human habitation | 2 |

1912

The first of the year was a very dry one, and the crops were much affected. The weather was very hot, and the ground was very hard. The crops were much affected, and the yield was very low. The weather was very hot, and the ground was very hard. The crops were much affected, and the yield was very low.

The second of the year was a very wet one, and the crops were much affected. The weather was very cold, and the ground was very soft. The crops were much affected, and the yield was very low. The weather was very cold, and the ground was very soft. The crops were much affected, and the yield was very low.

Housing Statistics

Inspections of Dwelling Houses during the year

| | |
|--|------------|
| (a) Total number of dwelling houses inspected for housing defects under the Public Health or Housing Acts, (This figure includes inspections for Slum Clearance purposes). | 100 approx |
| (b) Number of Inspections made for the purpose | 140 approx |
| (c) Number of dwellings, included under sub-heading (a) above, which were inspected and recorded under the Housing Consolidated Regulations 1925 and 1936 | 57 |
| (d) Number of inspections made for the purpose | 57 |
| (e) Number of dwellings found to be in a state so injurious or dangerous as to be found unfit for human habitation (work commenced on one hundred and thirty two houses to be built to rehouse families from slum dwellings in addition there are twenty two vacant and dilapidated houses to be demolished.) | |
| (f) Number of dwelling houses (exclusive to those referred to under the preceding sub-head) found not to be in all respects reasonably fit for human habitation and subsequently repaired as a result of action by the Local Authority. | Nil |

Remedy of Defects during the Year without service of Formal Notice

| | |
|--|-----|
| (a) Number of defective dwelling houses rendered fit in consequence of informal action by the Local Authority or its officers. | Nil |
|--|-----|

Action Under Statutory Powers during the Year

| | |
|---|-----|
| (a) Proceedings under Sections 9, 10 and 12 of the Housing Act 1957. | Nil |
| (1) No of dwellings in which Notices were served requiring repairs. | Nil |
| (11) No of houses in which defects were remedied after service of Formal Notices by Owners | Nil |
| (111) By Local Authority in default of owners. | Nil |
| (b) Proceedings under the Public Health Acts | |
| (1) No of dwelling houses in which Formal Notices were served requiring defects to be remedied. | 1 |
| (11) No of dwelling houses in which defects were remedied after service of Formal Notices. | |
| (a) By Owners | 1 |
| (b) By Local Authority in default of Owners. | Nil |

CHAPTER 10

The first part of the chapter discusses the importance of the study and the objectives of the research. It also mentions the scope and limitations of the study.

The second part of the chapter discusses the methodology used in the study. It includes a description of the research design, the sample, and the data collection methods.

The third part of the chapter discusses the results of the study. It presents the findings of the research and discusses their implications.

The fourth part of the chapter discusses the conclusions of the study. It summarizes the main findings and provides recommendations for future research.

The fifth part of the chapter discusses the limitations of the study. It identifies the strengths and weaknesses of the research and provides suggestions for improvement.

The sixth part of the chapter discusses the significance of the study. It explains the contribution of the research to the field and its practical applications.

The seventh part of the chapter discusses the ethical considerations of the study. It describes the measures taken to ensure the ethical treatment of the participants.

The eighth part of the chapter discusses the future directions of the study. It identifies areas for further research and provides suggestions for future studies.

The ninth part of the chapter discusses the acknowledgments. It expresses gratitude to the individuals and organizations that supported the research.

The tenth part of the chapter discusses the references. It lists the sources used in the study and provides information for further reading.

The final part of the chapter discusses the appendices. It includes supplementary material that supports the findings of the study.

| | | |
|--|--|-----|
| c) Proceedings under Section 16 and 23 of the Housing Act 1957 | | |
| (1) | No of dwellings demolished in pursuance of Demolition Orders. | 13 |
| (11) | No of dwelling houses in respect of which Demolition Orders were made | 2 |
| (111) | No of undertakings accepted that hous will not be used for human habitation | 7 |
| (1V) | No of houses closed in pursuance of Closing Orders made under Section 17 of the Housing Act 1957 | 7 |
| (V) | No of part dwellings closed in pursuance of closing orders made under Section 18 of the Housing Act 1957 | 1 |
| 4. <u>Housing Act 1957. Part 1V Overcrowding</u> | | |
| (a) | (1) No of dwellings overcrowded at the end of the year -No figure Available | |
| | (11) No of families dwelling therein | Do |
| | (111) No of persons dwelling therein | Do |
| (b) | (1) No of cases of overcrowding reported during the year | Do |
| (c) | (1) No of cases of overdrowing releived during the year. | Do |
| (d) | (1) Particulars of any cases in which dwelling houses have bcome overcrowded after the Local Authority have taken steps for the abatement of overcrowding | NIL |
| (e) | (1) Any other particulars with repect to overcrowding upon which the Medical Officer may consider it advisable to report (Every consideration is given by the Council to families living under overcrowded conditiond when considering applications for new housing accomodation | NIL |

FOOD

FOOD PREMISES

During the year periodic visits were made to retail food shops and premises, where food is prepared, stored or deposited for the purpose of sale.

The undermentioned is a list of such premises:-

| | |
|---|----|
| Grocers and general provisions | 59 |
| Greengrocers and wet fish shops | 3 |
| Bakeries | 1 |
| Butchers Shops | 13 |
| Fish frying premises | 4 |
| Confectionery | 5 |
| Preparation, manufacture and storage of preserved foods, (cooked meats etc., in connection with Butchery buinesses) | 9 |
| Manufacture of Ice Cream | 2 |
| Storage of sale and Ice Cream | 28 |

Faint, illegible text at the top of the page, possibly a header or introductory paragraph.

Main body of faint, illegible text, appearing to be several paragraphs of a document.

Faint, illegible text at the bottom of the page, possibly a footer or concluding paragraph.

Byelaws under Section 15 of the Foods & Drugs Act, 1958.

Byelaws for securing the observance of sanitary and cleanly conditions and practise in connection with the handling, wrapping and delivery of food are in operation in the urban area. It has not been necessary to take legal action as food traders are generally co-operative in the question of food hygiene.

Ice Cream (Heat Treatment) Regulations 1947-1952

There are 30 registered retailers and two manufacturers of Ice Cream within the urban area. The retailers obtain supplies which are prepacked, mainly from the Ice Cream Manufacturers.

Of the manufacturers, one uses the heat treatment method, and one, the complete cold mix method, their apparatus conforming to the requirements of the Ice Cream (Heat Treatment) Regulations. Premises in the district conform to legal requirements, and are registered in accordance with the provisions of the Food and Drugs Act.

Milk Supply

There are 9 persons licensed as dealers in Pasturised Milk in accordance with the provisions of the Milk (Special Designations) Pasteurised and Sterilised Milk) Regulations 1949.

All milk sold in the area is "pasturised" and supply mainly by large Dairy Companies having pasteurisation Plant in the neighbouring towns. There is one such Dairy within the urban area.

The moving of the Public Health Laboratory from County Hall, Newport has presented a little difficulty when samples are submitted for examination, all such samples having now to be taken to Newport, when previously they could be sent by rail.

All samples taken during the year were found to be satisfactory.

Food Hygiene Regulations 1955

Some time was spent in advising shop keepers of the conditions of these important regulations, but it will be appreciated that a great deal of time is needed for this work, and with slum clearance holding priority, it was not possible to give it as much attention as would have been liked.

Here I might mention that the general public, particularly the housewife, can do a great deal of good, by complaining when they see food handled in an unhygienic manner, and refusing to accept such food served to them. If customers did more of this, I think more good would be done by them than can be done by occasional routine visits by the Public Health Inspector.

On the whole food premises in the district are sound, and proprietors themselves are making efforts to improve their premises, and are invariably co-operative to suggestions made to them.

Inspection of Foodstuffs

The following foods were found to be unfit for human consumption during visits to food premises.

Apricots - 21tins; Bacon - 8lbs; Beef loaf - 5tins; Biscuits - 47lbs; 37pkts; Bisto - 51pkts; Blanmange - 62pkts; Beans - 15tins; Bilberries - 1tin; Corned Beef - 10tins; Cereal - 7lbs; pkts 19; Coffee - 9ozs; Cheese - 44pkts, 1lb loose; Cherries 3 tins; Fish - 10 stone; Faggotts - 2; Fruit Salad - 5tins; Flour - 1lbs; Ground Rice - 17pkts; Goosberries - 1 tin; Ham - 16tins (149lbs 6ozs) 4lbs (sliced) Icing Sugar - 1pkt; Jellied Veal - 2tins; Licorice Bon Bons 35pkts; Marmalade - 3tins; Mixed Pickles - 48 jars; Milk - 5 tins; Peaches 20 tins; Pears - 15tins; Peas - 4 tins; Pineapples - 15tins; Plums 14 tins; Pork luncheon 6tins; Prunes - 30lbs; Salmon 5 tins; Sauce - 11 Bottles; Soup - 1 tin; Stewed steak 1 tin; Swiss Roll - 1; Tomatoes - 52tins;

All unsound foods are conveyed to the refuse tip and disposed of by burying in order to prevent animals or unauthorised persons gaining access to them.

Faint, illegible text at the top of the page, possibly a header or introductory paragraph.

Second block of faint, illegible text, appearing to be a continuation of the document's content.

Third block of faint, illegible text, showing further progression of the document's text.

Fourth block of faint, illegible text, continuing the narrative or information presented.

Fifth block of faint, illegible text, showing more of the document's content.

Sixth block of faint, illegible text, likely the final or near-final portion of the page.

MEAT INSPECTION

There are no privately or publicly owned slaughterhouses within the urban area, the bulk of the meat entering the butchers shops in the district coming from the slaughterhouse in the neighbouring district of Brynmawr. A quantity also comes from Newport, Maesycwmmwr and Abergavenny.

An additional Public Health Inspector is employed by the Brynmawr Council on full time meat inspection, the cost of this service being borne by the six neighbouring local authorities forming a Joint Committee, these being :-

Abertillery U. D. C.
Brynmawr U. D. C.
Ebbw Vale U. D. C.

Blaenavon U.D.C.
Crickhowell R.D.C.
Nantyglo and Blaina U.D.C.

MEMORANDUM

TO : [Illegible]

FROM : [Illegible]

SUBJECT : [Illegible]

[Illegible text block]

[Illegible text block]

[Illegible]

[Illegible]

[Illegible]

[Illegible]

Heathcote Slaughterhouse Brynmawr

Carcases and Offal Inspected & Condemned in
whole or part

| | Steers & Heifers | Cows & Bulls | Calves | Sheep & Lambs | Ews & Rams | Pigs | Swine & Boars |
|---|------------------|--------------|--------|---------------|------------|-------|---------------|
| No. Killed | 2869 | 111 | 760 | 28743 | 286 | 7179 | 24 |
| No. Inspected | 2869 | 111 | 760 | 28743 | 286 | 7179 | 24 |
| All diseases except Tuberculosis and Cystercercosis:- whole carcasses condemned. | 1 | 4 | 3 | 22 | 16 | 16 | -- |
| Carcase in which some part or organ was condemned. | 1382 | 85 | 5 | 1626 | 162 | 855 | 5 |
| Percentage of No. Inspected affected with disease other than Tuberculosis & Cystercercosis. | 47.11 | 7.65 | 0.65 | 5.65 | 5.66 | 11.91 | 2.80 |
| Tuberculosis only whole carcasses cond. | 1 | - | - | - | - | - | - |
| Carcases of which some part or organ was condemned. | 29 | 2 | - | - | - | 285 | 1 |
| Percentage of No. inspected affected with Tuberculosis | 1.00 | 1.80 | - | - | - | 7.99 | - |
| Cystercercosis Carcasses of which some part or organ was condmned. | 7 | - | - | - | - | - | - |
| Carcases submitted for treatment by refrigeration. | 7 | - | - | - | - | - | - |

NB - NO HORSES WERE SLAUGHTERED.

UNIVERSITY OF CALIFORNIA
DEPARTMENT OF CHEMISTRY
LABORATORY REPORT

| Run | Time | Temp | Pressure | Flow | Concn | Area | Notes |
|-----|------|------|----------|------|-------|------|-------|
| 1 | 1.2 | 100 | 100 | 100 | 100 | 100 | |
| 2 | 1.5 | 100 | 100 | 100 | 100 | 100 | |
| 3 | 1.8 | 100 | 100 | 100 | 100 | 100 | |
| 4 | 2.1 | 100 | 100 | 100 | 100 | 100 | |
| 5 | 2.4 | 100 | 100 | 100 | 100 | 100 | |
| 6 | 2.7 | 100 | 100 | 100 | 100 | 100 | |
| 7 | 3.0 | 100 | 100 | 100 | 100 | 100 | |
| 8 | 3.3 | 100 | 100 | 100 | 100 | 100 | |
| 9 | 3.6 | 100 | 100 | 100 | 100 | 100 | |
| 10 | 3.9 | 100 | 100 | 100 | 100 | 100 | |
| 11 | 4.2 | 100 | 100 | 100 | 100 | 100 | |
| 12 | 4.5 | 100 | 100 | 100 | 100 | 100 | |
| 13 | 4.8 | 100 | 100 | 100 | 100 | 100 | |
| 14 | 5.1 | 100 | 100 | 100 | 100 | 100 | |
| 15 | 5.4 | 100 | 100 | 100 | 100 | 100 | |
| 16 | 5.7 | 100 | 100 | 100 | 100 | 100 | |
| 17 | 6.0 | 100 | 100 | 100 | 100 | 100 | |
| 18 | 6.3 | 100 | 100 | 100 | 100 | 100 | |
| 19 | 6.6 | 100 | 100 | 100 | 100 | 100 | |
| 20 | 6.9 | 100 | 100 | 100 | 100 | 100 | |
| 21 | 7.2 | 100 | 100 | 100 | 100 | 100 | |
| 22 | 7.5 | 100 | 100 | 100 | 100 | 100 | |
| 23 | 7.8 | 100 | 100 | 100 | 100 | 100 | |
| 24 | 8.1 | 100 | 100 | 100 | 100 | 100 | |
| 25 | 8.4 | 100 | 100 | 100 | 100 | 100 | |
| 26 | 8.7 | 100 | 100 | 100 | 100 | 100 | |
| 27 | 9.0 | 100 | 100 | 100 | 100 | 100 | |
| 28 | 9.3 | 100 | 100 | 100 | 100 | 100 | |
| 29 | 9.6 | 100 | 100 | 100 | 100 | 100 | |
| 30 | 9.9 | 100 | 100 | 100 | 100 | 100 | |
| 31 | 10.2 | 100 | 100 | 100 | 100 | 100 | |
| 32 | 10.5 | 100 | 100 | 100 | 100 | 100 | |
| 33 | 10.8 | 100 | 100 | 100 | 100 | 100 | |
| 34 | 11.1 | 100 | 100 | 100 | 100 | 100 | |
| 35 | 11.4 | 100 | 100 | 100 | 100 | 100 | |
| 36 | 11.7 | 100 | 100 | 100 | 100 | 100 | |
| 37 | 12.0 | 100 | 100 | 100 | 100 | 100 | |
| 38 | 12.3 | 100 | 100 | 100 | 100 | 100 | |
| 39 | 12.6 | 100 | 100 | 100 | 100 | 100 | |
| 40 | 12.9 | 100 | 100 | 100 | 100 | 100 | |
| 41 | 13.2 | 100 | 100 | 100 | 100 | 100 | |
| 42 | 13.5 | 100 | 100 | 100 | 100 | 100 | |
| 43 | 13.8 | 100 | 100 | 100 | 100 | 100 | |
| 44 | 14.1 | 100 | 100 | 100 | 100 | 100 | |
| 45 | 14.4 | 100 | 100 | 100 | 100 | 100 | |
| 46 | 14.7 | 100 | 100 | 100 | 100 | 100 | |
| 47 | 15.0 | 100 | 100 | 100 | 100 | 100 | |
| 48 | 15.3 | 100 | 100 | 100 | 100 | 100 | |
| 49 | 15.6 | 100 | 100 | 100 | 100 | 100 | |
| 50 | 15.9 | 100 | 100 | 100 | 100 | 100 | |
| 51 | 16.2 | 100 | 100 | 100 | 100 | 100 | |
| 52 | 16.5 | 100 | 100 | 100 | 100 | 100 | |
| 53 | 16.8 | 100 | 100 | 100 | 100 | 100 | |
| 54 | 17.1 | 100 | 100 | 100 | 100 | 100 | |
| 55 | 17.4 | 100 | 100 | 100 | 100 | 100 | |
| 56 | 17.7 | 100 | 100 | 100 | 100 | 100 | |
| 57 | 18.0 | 100 | 100 | 100 | 100 | 100 | |
| 58 | 18.3 | 100 | 100 | 100 | 100 | 100 | |
| 59 | 18.6 | 100 | 100 | 100 | 100 | 100 | |
| 60 | 18.9 | 100 | 100 | 100 | 100 | 100 | |
| 61 | 19.2 | 100 | 100 | 100 | 100 | 100 | |
| 62 | 19.5 | 100 | 100 | 100 | 100 | 100 | |
| 63 | 19.8 | 100 | 100 | 100 | 100 | 100 | |
| 64 | 20.1 | 100 | 100 | 100 | 100 | 100 | |
| 65 | 20.4 | 100 | 100 | 100 | 100 | 100 | |
| 66 | 20.7 | 100 | 100 | 100 | 100 | 100 | |
| 67 | 21.0 | 100 | 100 | 100 | 100 | 100 | |
| 68 | 21.3 | 100 | 100 | 100 | 100 | 100 | |
| 69 | 21.6 | 100 | 100 | 100 | 100 | 100 | |
| 70 | 21.9 | 100 | 100 | 100 | 100 | 100 | |
| 71 | 22.2 | 100 | 100 | 100 | 100 | 100 | |
| 72 | 22.5 | 100 | 100 | 100 | 100 | 100 | |
| 73 | 22.8 | 100 | 100 | 100 | 100 | 100 | |
| 74 | 23.1 | 100 | 100 | 100 | 100 | 100 | |
| 75 | 23.4 | 100 | 100 | 100 | 100 | 100 | |
| 76 | 23.7 | 100 | 100 | 100 | 100 | 100 | |
| 77 | 24.0 | 100 | 100 | 100 | 100 | 100 | |
| 78 | 24.3 | 100 | 100 | 100 | 100 | 100 | |
| 79 | 24.6 | 100 | 100 | 100 | 100 | 100 | |
| 80 | 24.9 | 100 | 100 | 100 | 100 | 100 | |
| 81 | 25.2 | 100 | 100 | 100 | 100 | 100 | |
| 82 | 25.5 | 100 | 100 | 100 | 100 | 100 | |
| 83 | 25.8 | 100 | 100 | 100 | 100 | 100 | |
| 84 | 26.1 | 100 | 100 | 100 | 100 | 100 | |
| 85 | 26.4 | 100 | 100 | 100 | 100 | 100 | |
| 86 | 26.7 | 100 | 100 | 100 | 100 | 100 | |
| 87 | 27.0 | 100 | 100 | 100 | 100 | 100 | |
| 88 | 27.3 | 100 | 100 | 100 | 100 | 100 | |
| 89 | 27.6 | 100 | 100 | 100 | 100 | 100 | |
| 90 | 27.9 | 100 | 100 | 100 | 100 | 100 | |
| 91 | 28.2 | 100 | 100 | 100 | 100 | 100 | |
| 92 | 28.5 | 100 | 100 | 100 | 100 | 100 | |
| 93 | 28.8 | 100 | 100 | 100 | 100 | 100 | |
| 94 | 29.1 | 100 | 100 | 100 | 100 | 100 | |
| 95 | 29.4 | 100 | 100 | 100 | 100 | 100 | |
| 96 | 29.7 | 100 | 100 | 100 | 100 | 100 | |
| 97 | 30.0 | 100 | 100 | 100 | 100 | 100 | |
| 98 | 30.3 | 100 | 100 | 100 | 100 | 100 | |
| 99 | 30.6 | 100 | 100 | 100 | 100 | 100 | |
| 100 | 30.9 | 100 | 100 | 100 | 100 | 100 | |

DATE: _____

Detailed Statement of Animals Slaughtered
Heathcote Slaughterhouse, Brynmawr.
Killing Figures for 1959

| TYPE | JAN: | FEB: | MARCH: | APRIL: | MAY: | JUNE: | JULY: | AUG: | SEPT: | OCT: | NOV: | DEC: |
|------------------|------|------|--------|--------|------|-------|-------|------|-------|------|------|------|
| Steers & Heifers | 411 | 332 | 230 | 69 | 106 | 193 | 200 | 241 | 262 | 274 | 284 | 267 |
| Cows and Bulls | 5 | 7 | 7 | 8 | 8 | 9 | 12 | 2 | 11 | 13 | 13 | 16 |
| Calves | 69 | 47 | 116 | 36 | 13 | 30 | 50 | 60 | 109 | 84 | 59 | 87 |
| Sheep & Lambs | 2140 | 1405 | 31316 | 1227 | 1648 | 2264 | 2524 | 3025 | 4030 | 3811 | 3285 | 2068 |
| Rams & Ewes | 25 | 20 | 1 | 4 | 8 | 8 | 9 | 43 | 52 | 33 | 10 | 53 |
| Pigs | 727 | 718 | 763 | 715 | 497 | 455 | 411 | 447 | 673 | 834 | 949 | 868 |
| Sows & Boars | 2 | 2 | 1 | 2 | 2 | 2 | 2 | 5 | 1 | 1 | 3 | 1 |

| | | | |
|-----------------------------|------|-----------------|-------|
| Totals - Steers & Heifers - | 2869 | Cows & Bulls - | 111 |
| Calves - | 760 | Sheep & Lambs - | 28743 |
| Rams & Ewes - | 286 | Pigs - | 7179 |
| Sows & Boars - | 24 | | |

Heathcote Slaughterhouse - Brynmawr
Condemned Meat and Offal for 1959 - Weight Given in Pounds

| MONTH | Cattle Killed | Beef | Beef Offal | Calves Killed | Veal | Calves Offal | Sheep Killed | Mutton | Sheep Offal | Pigs Killed | Pork | Pigs Offal |
|---------|---------------|------|------------|---------------|------|--------------|--------------|--------|-------------|-------------|------|------------|
| JAN: | 416 | 863 | 3024 | 69 | - | 2 | 2165 | 160 | 232 | 719 | 487 | 102 |
| FEB: | 339 | 172 | 2075 | 47 | - | - | 1425 | 22 | 181 | 720 | 432 | 269 |
| MARCH: | 237 | 295 | 1198 | 116 | - | 4 | 1317 | 96 | 189 | 764 | 417 | 116 |
| APRIL: | 77 | 491 | 597 | 36 | 38 | 38 | 1231 | 78 | 115 | 717 | 296 | 200 |
| MAY | 114 | 91 | 705 | 13 | - | - | 1656 | 44 | 98 | 499 | 163 | 109 |
| JUNE | 202 | 193 | 1249 | 30 | - | - | 2272 | 31 | 95 | 457 | 73 | 120 |
| JULY | 212 | 940 | 1229 | 50 | - | - | 2533 | 32 | 159 | 413 | 167 | 85 |
| AUG: | 243 | 17 | 2015 | 60 | - | - | 3068 | 393 | 235 | 452 | 113 | 97 |
| SEPT: | 273 | 843 | 2174 | 109 | - | 4 | 4082 | 124 | 113 | 674 | 348 | 119 |
| OCT: | 287 | 43 | 1927 | 84 | - | 2 | 3844 | 201 | 315 | 835 | 397 | 136 |
| NOV: | 297 | 68 | 1924 | 59 | - | - | 3295 | 153 | 383 | 952 | 740 | 231 |
| DEC: | 283 | 916 | 1826 | 87 | - | - | 2121 | 93 | 183 | 859 | 605 | 199 |
| TOTALS: | 2980 | 4932 | 19943 | 760 | 38 | 39 | 29009 | 1427 | 1798 | 8071 | 4238 | 1783 |

CARCASE MEAT AND OFFAL

Total Condemned

| | |
|------------------------------|-----------------|
| Total Carcase Meat Condemned | 10655 lbs |
| Total Offal Condemned | <u>5563 lbs</u> |
| | 16218 lbs |

2⁶ tons. 4 cwt. 6 qrs. 22 lbs.

Disposal of Condemned Meat
and Offal

Meat and Offal found to be unfit for human consumption at the Slaughterhouse is stained green before being collected by Smithfield Animal Products, Hafod Isha Works, Swansea, Glam.

Conclusion

In conclusion I must express my appreciation for the co-operation received from other Departments of the Council, and the support and consideration extended by the Chairman and Members of the Council during the year of this report.

Yours faithfully,

J. Walters Bowen M.B., B.Ch., B.Sc., D.P.H.
Medical Officer of Health

