

[Report 1965] / Medical Officer of Health, Mountain Ash U.D.C.

Contributors

Mountain Ash Urban District Council.

Publication/Creation

1965

Persistent URL

<https://wellcomecollection.org/works/qmj3t277>

License and attribution

You have permission to make copies of this work under a Creative Commons, Attribution license.

This licence permits unrestricted use, distribution, and reproduction in any medium, provided the original author and source are credited. See the Legal Code for further information.

Image source should be attributed as specified in the full catalogue record. If no source is given the image should be attributed to Wellcome Collection.



Wellcome Collection
183 Euston Road
London NW1 2BE UK
T +44 (0)20 7611 8722
E library@wellcomecollection.org
<https://wellcomecollection.org>

MOUNTAIN ASH URBAN DISTRICT COUNCIL


Library



ANNUAL REPORT

OF THE
MEDICAL OFFICER
OF HEALTH

1965



MOUNTAIN ASH URBAN DISTRICT COUNCIL

ANNUAL REPORT

OF THE

MEDICAL OFFICER

OF HEALTH


FOR THE

YEAR ENDED 31st DECEMBER, 1965

BY

J. LI. WILLIAMS

M.R.C.S., L.R.C.P., D.P.H. (LOND.)



Digitized by the Internet Archive
in 2017 with funding from
Wellcome Library

<https://archive.org/details/b28863045>

CONTENTS

Animal Boarding Establishment Act 1963	36
Births	12
Chemical and Bacteriological Examination	16
Cinematograph and Stage Plays Licences	36
Causes of Death	11
Food and Drugs Act	26
Food Hygiene	24
General Health and Welfare Services	30-33
Ice Cream Regulations	24
Homeless Families—Intermediate Accommodation	28-29
Housing	27
Mortality, Infant	7-10
Noise Abatement	37
Notifiable Diseases	12-13
Offices, Shops and Railway Premises Act 1963	37
Pet Animals Act	36
Pollution, Atmospheric	21-22
Pollution, River	18
Public Health Committee	4
Public Health Inspectors, Summary of Work	34
Rag Flock and Other Materials Acts 1951	36
Rainfall	23
Refuse Disposal and Collection	18
Report on Tuberculosis	14-15
Riding Establishment Act 1964	36
Rodent Control	37-38
Sewerage and Sewage Disposal	21
Shops Act 1950	25
Statistics, General	6
Statistics, Extracts from the Vital	6
Still Births	7
Swimming Baths and Paddling Pools	17-18
Water Supply and Sampling	16-17
Tables: Infant Mortality	7-10
Notified Cases of Tuberculosis	14
Hospital and Sanatoria Cases	14
Deposited Matter	22-23
Factories	39
Water Supply	19
Swimming and Paddling Pools	20

PUBLIC HEALTH COMMITTEE

Day of Meeting:

Second Tuesday of each month.

Chairman:

Councillor A. H. MAGGS, J.P.

Members:

Councillor Miss E. M. BATH	Councillor A. MORGAN
Councillor F. J. BROOKS	Councillor W. MORGAN
Councillor E. PRITCHARD	Councillor T. I. W. A. DAVIES
Councillor A. G. DAVIES, J.P.	Councillor R. G. OWEN
Councillor Miss M. GEORGE	Councillor W. J. NORTHAM, J.P.
Councillor A. S. J. HILLIER	Councillor H. PHILLIPS
Councillor Mrs. M. LEWIS	Councillor C. WILLIAMS
Councillor W. E. V. MOGFORD	Councillor W. J. WILLIAMS
Councillor J. LLOYD	Councillor G. E. MORGAN
Councillor M. MASON	Councillor S. S. PARFITT

Staff of Public Health Department

<i>Medical Officer of Health</i>	J. LL. WILLIAMS, M.R.C.S., (Part time) L.R.C.P., D.P.H. (LOND.)
<i>Senior Public Health Inspector</i> ...	G. M. JAMES, M.A.P.H.I., Cert. Meats and Other Foods
<i>Public Health Inspector</i>	R. G. JONES, Cert. P.H.I.E.B., A.R.S.H.
<i>Shops and General Purposes</i> <i>Inspector</i>	R. LEWIS
<i>Clerk</i>	B. DAVIES

MOUNTAIN ASH URBAN DISTRICT COUNCIL

MEDICAL OFFICER OF HEALTH'S ANNUAL REPORT

PUBLIC HEALTH DEPARTMENT,
COUNCIL OFFICES,
THE POPLARS,
MOUNTAIN ASH.

Tel. No. Mountain Ash 3241.

December, 1966.

*To the Chairman and Members of the Mountain Ash Urban
District Council.*

LADIES AND GENTLEMEN,

I have the honour to submit for your consideration my Annual Report on the Public Health and Sanitary conditions of the District, and the work carried out by your Officers of the Public Health Department, together with the vital and other statistics for the year 1965.

I wish to record my thanks to the Members of the Council for the interest they have shown in the Department, to the Clerk of the Council and Chief Officers for their ready co-operation and to Mr. G. M. James, Senior Public Health Inspector and the Staff of the Public Health Department.

Yours sincerely,

J. Ll. Williams,

Medical Officer of Health.

GENERAL STATISTICS

Area of District (in acres)	10,504
Census Population (1961)	29,575
Registrar's estimated population	29,380
Rateable Value	£446,021
Sum represented by penny rate	£1,738

VITAL STATISTICS

Live Births	486
Illegitimate live births per cent of Total live births	4.11
Live Birth Rate per 1000 population	16.54
Stillbirths	7.
Rate per 1000 total live and stillbirths	16.78
Total live and stillbirths	493
Infant Deaths (deaths under 1 year)	15
Infant Mortality rate per 1000 live births—Total	30.86
Infant Mortality rate per 1000 live births—Legitimate ...	30.86
Infant Mortality rate per 1000 live births—Illegitimate ...	—
Neo Natal Mortality rate per 1000 live births	14.30
Early Neo Natal Mortality rate	10.29
Perinatal mortality rate	24.34
Maternal mortality rate (including abortion)	—
Maternal mortality rate per 1000 live and still births	—

DEATHS

Deaths that actually occurred in the district	262
Local residents who died outside the Area	118
Residents of other districts who died in the Mountain Ash area	10
Correct number of deaths	370

Three hundred and seventy deaths occurred among local residents giving a death rate of 12.59 per 1000.

Death Rate for 1964	11.62
Death Rate for England and Wales for 1964 per 1000 (crude)	18.00
For Glamorgan (Administrative County)	17.31
For Urban Districts	17.23
For Rural Districts	17.49

INFANT MORTALITY AND PERI-NATAL MORTALITY, 1964

Source	Infant Mortality		Peri-Natal Mortality	
	Deaths under one Year	Rate per 1,000 live births	Stillbirths & Deaths under one week	Rate per 1,000 live & stillbirths
England and Wales	16,414	19.00	23,606	26.90
Glamorgan County	274	20.79	402	29.94
Urban Districts	203	22.38	295	31.89
Rural Districts	71	17.29	107	25.63
Mountain Ash	15	30.86	12	24.34
Some larger Glamorgan Districts :				
Aberdare	19	28.66	21	31.25
Porthcawl	3	13.57	6	26.79
Bridgend	6	25.53	6	25.10
Caerphilly	15	19.53	29	36.66
Gelligaer	14	20.29	21	29.37
Maesteg	5	13.48	11	29.02
Neath Borough	13	28.51	13	28.14
Neath Rural	15	22.26	24	34.88
Pontypridd	9	15.31	19	31.67
Rhondda Borough	39	24.51	60	36.88

STILL BIRTHS

The number of still births registered was 7, of which 3 were males and 4 females. The Still Birth Rate per 1000 registered live and still births being 16.78.

INFANT MORTALITY

The following table shows the Infantile Mortality—Deaths under One Year Rates per 1000 Births since 1914.

Year	England Wales	Mountain Ash	Year	England Wales	Mountain Ash
1914	105	134.1	1940	55	54.0
1915	110	131.2	1941	59	65.0
1916	91	90.4	1942	49	45.7
1917	96	97.6	1943	49	46.4
1918	97	97.4	1944	46	51.9
1919	89	112.6	1945	46	57.0
1920	80	90.2	1946	43	50.0
1921	83	83.2	1947	41	73.0
1922	77	85.3	1948	34	46.0
1923	69	64.2	1949	32	46.0
1924	75	74.0	1950	39.8	48.64
1925	75	88.7	1951	29.6	41.74
1926	70	69.7	1952	27.6	50.88
1927	69	89.5	1953	26.8	24.76
1928	65	70.9	1954	25.5	21.23
1929	74	70.9	1955	24.9	36.56
1930	60	84.3	1956	23.8	25.97
1931	66	72.6	1957	23.0	44.23
1932	65	88.3	1958	22.5	47.52
1933	64	69.0	1959	22.0	26.92
1934	59	67.4	1960	21.7	34.76
1935	57	87.0	1961	21.4	14.74
1936	59	68.1	1962	21.4	26.97
1937	58	84.8	1963	20.9	28.96
1938	53	45.7	1964	20.6	16.85
1939	50	76.9	1965	19.0	30.86
Neo-Natal Mortality					
1950	—	29.18	1958	16.2	31.68
1951	18.8	23.50	1959	15.8	26.92
1952	18.9	24.56	1960	15.6	24.54
1953	17.7	17.14	1961	15.5	28.42
1954	17.7	10.62	1962	15.1	18.67
1955	17.3	27.96	1963	14.2	17.37
1956	16.9	17.32	1964	13.8	13.10
1957	16.5	28.85	1965	—	14.30
Perinatal Mortality					
1959	34.2	54.00	1962	30.8	42.25
1960	32.9	58.94	1963	—	37.70
1961	32.2	32.85	1964	28.2	32.91
			1965	26.9	24.34

The following table gives the number of still-births per 1000 live and still-births for the past twelve years :

1954.....46.5	1958.....28.8	1962.....31.12
1955.....29.2	1959.....31.1	1963.....22.64
1956.....29.4	1960.....39.29	1964.....18.53
1957.....33.4	1961.....24.64	1965.....16.78

Table of Infant Mortality during the Year 1965

Cause of Death	Under 1 day		1 - 7 days		1 - 2 weeks		2 - 3 weeks		3 - 4 weeks		Over 4 weeks and under 3 months		3 - 6 months		6 - 9 months		9 - 12 months		TOTALS		
	M. F.	M. F.	M. F.	M. F.	M. F.	M. F.	M. F.	M. F.	M. F.	M. F.	M. F.	M. F.	M. F.	M. F.	M. F.	M. F.	M. F.	M. F.	M. F.	M. F.	
Congenital Malformations.....	—	—	1	—	—	—	—	—	1	—	—	—	—	—	—	—	—	—	—	2	—
Prematurity	—	3	—	1	—	—	—	—	—	—	—	—	—	—	—	—	—	—	—	—	4
Aphyxia	—	—	—	—	—	—	—	—	—	—	—	1	—	—	—	—	—	—	—	—	1
Cardiac Failure	—	—	—	—	—	—	—	—	—	—	—	1	—	—	—	—	—	—	—	—	1
Broncho Pneumonia	—	—	—	—	1	—	—	—	1	—	—	—	—	1	—	—	—	—	—	—	3
Cerebral Haemorrhage	1	—	—	—	—	—	—	—	—	—	—	—	—	—	—	—	—	—	—	—	1
Encephalitis	—	—	—	—	—	—	—	—	—	—	—	—	—	1	—	—	—	—	—	—	1
Respiratory Infection	—	—	—	—	—	—	—	—	—	1	—	—	—	1	—	—	—	—	—	—	1
TOTALS	1	3	1	1	1	—	—	—	2	1	—	2	3	—	—	—	—	—	—	8	7

CAUSES OF DEATH

	Male	Female	Total
All causes	202	168	370
Tuberculosis—Respiratory	7	—	7
Other Forms	—	—	—
Syphilitic Disease	—	1	1
Diphtheria	—	—	—
Whooping Cough	—	—	—
Meningococcal Infections	—	—	—
Acute Poliomyelitis	—	—	—
Measles	—	—	—
Other infective and parasitic diseases	—	1	1
Malignant neoplasm—Stomach	4	5	9
Lung, Bronchus	7	5	12
Breast	—	6	6
Uterus	—	4	4
Other malignant and lymphatic neoplasms ...	16	11	27
Leukaemia, aleukaemia	1	1	2
Diabetes	—	3	3
Vascular lesions of nervous system	15	32	47
Coronary disease angina	53	24	77
Hypertension with heart disease	1	5	6
Other heart disease	9	16	25
Other circulatory disease	7	11	18
Influenza	—	—	—
Pneumonia	6	6	12
Bronchitis	22	4	26
Other diseases of respiratory system	16	1	17
Ulcer of stomach and duodenum	2	1	3
Gastritis, enteritis and diarrhoea	1	1	2
Nephritis and nephrosis	7	2	9
Hyperplasia of prostate	3	—	3
Pregnancy, childbirth, abortion	—	—	—
Congenital malformations	4	1	5
Other defined and ill-defined diseases	13	17	30
Motor vehicle accidents	1	1	2
All other accidents	6	6	12
Suicide	1	3	4
Homicide and operations of war	—	—	—

The following table shows the number of deaths from Cancer in the area during the past five years.

	1965			1964			1963			1962			1961		
	M.	F.	T.	M.	F.	T.	M.	F.	T.	M.	F.	T.	M.	F.	T.
Stomach	4	5	9	7	3	10	3	3	6	3	7	10	5	5	10
Lung, Bronchus ...	7	5	12	13	1	14	8	1	9	10	1	11	8	2	10
Breast	—	6	6	—	3	3	—	7	7	—	5	5	—	4	4
Uterus	—	4	4	—	8	8	—	7	7	—	6	6	—	4	4
Other	16	11	27	19	16	35	17	14	31	12	8	32	10	12	22
Totals	27	31	58	39	31	70	28	32	60	37	27	64	23	27	50

LIVE BIRTHS

	Male	Female	Total
Legitimate	249	217	466
Illegitimate	11	9	20
	<hr/>	<hr/>	<hr/>
	260	226	486
	<hr/>	<hr/>	<hr/>
Birth rate per 1000 home population being			16.54
1964 birth rate per 1000 home population was			18.10
The birth rate for England and Wales being (crude)			18.00
The birth rate for Glamorgan (Administrative County) ...			17.31
The birth rate for Urban Districts being			17.23
The birth rate for Rural Districts being			17.49

ILLEGITIMATE BIRTHS

The number of illegitimate births registered was 1, a girl, no deaths occurred.

NOTIFIABLE DISEASES

During the year the following notifications were received :

	Male	Female	Total
Scarlet Fever	10	18	28
Whooping Cough	—	—	—
Acute Poliomyelitis	—	—	—
Measles	51	59	110
Dysentery	2	1	3
Pneumonia	1	1	2
Food Poisoning	—	—	—
Puerperal Pyrexia	—	—	—
Erysipelas	3	—	3
Meningo Coccal Infection	2	—	2

The following table shows the incidence of confirmed infectious diseases during the past seven years.

Disease	1965	1964	1963	1962	1961	1960	1959
Scarlet Fever	28	24	18	23	39	31	41
Diphtheria	—	—	—	—	—	—	—
Measles	110	99	341	10	1134	4	119
Pneumonia	2	5	6	9	3	6	34
Cerebro-Spinal Meningitis ...	—	—	—	—	—	—	—
Food Poisoning	—	—	—	—	—	—	—
Poliomyelitis	—	—	—	—	1	—	—
Whooping Cough	—	10	3	—	30	3	3
Erysipilis	3	2	3	—	—	4	6
Paratyphoid	—	—	4	—	—	—	—
Meningococcal Infection	2	2	—	—	—	1	1
Enteric Fever	—	—	—	—	—	—	—
Puerperal Pyrexia	—	13	5	4	9	8	3
Dysentery	3	4	9	17	18	—	5
Ophthalmia Neonatorum	—	—	—	—	—	—	—

ANNUAL REPORT OF FOOD POISONING NOTIFICATION (corrected)

Food poisoning notifications (corrected) returned to Registrar General—**Nil.**

Outbreaks

Total Outbreaks—**Nil.**

Single Cases.

Total number of known cases—**Nil.**

TUBERCULOSIS

The number of new cases notified in 1965 was :

Tuberculosis—Pulmonary	15
Meningitis	—
Other Forms	—
Total notified during the year	15
Cases of Tuberculosis admitted to Sanatoria in 1965	17
Cases of Tuberculosis discharged from Sanatoria in 1965 ...	19

The following table gives the age and sex distribution of persons notified as suffering from Tuberculosis and of those who have died from the disease.

Age Periods	New Cases Notified				Deaths			
	Respira- tory		Other Forms		Respira- tory		Other Forms	
	M.	F.	M.	F.	M.	F.	M.	F.
0 to 5	—	—	—	—	—	—	—	—
5 to 14	—	—	—	—	—	—	—	—
15 to 24	—	—	—	—	—	—	—	—
25 to 44	3	2	—	—	—	—	—	—
45 to 64	5	1	—	—	3	—	—	—
65 and over ...	3	—	—	—	4	—	—	—
Age unknown	1	—	—	—	—	—	—	—
TOTALS	12	3	—	—	7	—	—	—

840 The following table shows the incidence of Tuberculosis in the district for the past 20 years.

Year	Cases Notified		Deaths	
	Respiratory	Other Forms	Respiratory	Other Forms
1946	60	8	22	5
1947	48	5	20	6
1948	49	10	20	2
1949	34	6	18	—
1950	44	7	18	6
1951	54	6	14	1
1952	59	6	16	—
1953	73	5	15	1
1954	52	4	9	—
1955	35	4	10	1
1956	28	4	5	—
1957	28	2	10	—
1958	23	1	39	—
1959	27	3	9	—
1960	28	3	11	—
1961	21	2	8	—
1962	12	2	1	—
1963	21	1	7	—
1964	14	1	5	—
1965	15	—	7	—

CHEMICAL AND BACTERIOLOGICAL EXAMINATIONS

Arrangements for the chemical and bacteriological examinations of specimens from this area remain the same as in previous years.

With the exception of the Sputum Outfits (which are obtained from the Chest Physician at the Chest Clinic) all other outfits for the collection and transmission of specimens can be obtained from the Public Health Department, The Poplars, Mountain Ash. Medical Practitioners within the area are aware of this fact.

The following tables show the nature of specimens sent for examination and also the results :

A	B	C	D	E	F
Routine Examination	Urine and Faecal Swabs	34	—	34	Forestry Workers and Waterworks Employees
Dysentery	Faecal Swabs	4	—	4	Suspect Cases, Cases and Contacts
Diphtheria	Throat Swabs	1	—	1	Suspect Cases
Typhoid Fever	Urine and Faecal Swabs	2	—	2	Typhoid Contact

A —Disease suspected	B —Type of specimen	C —Number taken
D —Positive result	E —Negative result	F —Source of specimen

WATER

The Mountain Ash Urban District Council has its own water undertaking, and its works and mains supplies are under the control of the Council's Engineer and Surveyor. There are three main sources of supply, two of which are in the Council's own area and the third at Penderyn in Brecknockshire. There are three impounding and storage reservoirs; at Penderyn, Clydach and Perthcelyn and six service reservoirs; at Darranlas, Buarth-y-Capel, Gilfach Rhyd, Cefnpennar, Abercynon and Penrhiwceiber High Service.

The respective capacities of the reservoirs are :

Penderyn	132,000,000 gallons
Clydach	11,300,000 gallons
Darranlas	2,200,000 gallons
Perthcelyn	31,572,000 gallons
Buarth-y-Capel	500,000 gallons
Abercynon No. 2 and 3	400,000 gallons
Penrhiwceiber High Service	500,000 gallons
Gilfach Rhyd No. 1	100,000 gallons
Cefnpennar	22,000 gallons

The sources of all supplies are upland surface and the waters tend to be soft in character. The only filtered supply, Darranlas, is filtered by open slow sand filtration. All supplies however are chlorinated and undergo chalk treatment.

A supply of public mains water is supplied to industrial, trade and domestic premises in the area and with the exception of a few isolated houses and some farmhouses all premises in the area are supplied direct from public mains.

As commented upon in the 1964 Report, the Council engaged Consultant Engineers to prepare detailed proposals, following a report by them on the Council's Water Undertaking, in connection with the individual supplies. These reports were to be for the provision of modern plants for treatment and purification distribution systems and for the covering of Service Reservoirs.

WATER SAMPLING

Routine sampling of the water supplies at the reservoirs and at points of distribution to the customer is carried out by the Public Health Department. The samples are taken at fortnightly intervals and oftener as the occasion arises. Samples were also taken of private supplies to isolated premises in the Mountain Ash area.

During the months in which the Swimming Pool and Paddling Pools were open for the use of the Public, the water at these pools was sampled.

Summaries of the bacteriological and chemical analyses of samples taken at the public water supplies and baths are given in the following tables.

SWIMMING POOLS AND PADDLING POOLS

There is one Open Air Swimming Pool and three Paddling Pools in the Urban Area. The swimming pool is situated at Gwernifor Grounds, Mountain Ash and the three paddling pools are situate as under :

- (1) Gwernifor Grounds, Mountain Ash
(Bryn Ifor Paddling Pool)
- (2) Lee Gardens, Penrhiwceiber
- (3) Parc Abercynon, Abercynon

The Bryn Ifor paddling pool was completed and opened in 1965.

The capacities of the swimming pool and paddling pools are :—

Gwernifor Swimming Pool	150,000 gallons
Abercynon Paddling Pool	60,000 gallons
Penrhiwceiber Paddling Pool	40,000 gallons
Bryn Ifor Paddling Pool	37,000 gallons

The Gwernifor Swimming Pool has a continuous flow of water through a pressure filtration plant with coagulation and filtration. The rate of change of water in the baths is once in six hours. The paddling pools have a continuous flow through Bell Bros. Purification Plants. The water undergoes chlorination by gaseous chlorine injection, and alum and soda ash treatment for coagulation and precipitation.

Samples of the bath and pools water are taken during the bathing seasons, and the summary of results of the analyses of the samples are included in the appended tables.

RIVER POLLUTION

There is little to say with regard to the state of the River Cynon except that its condition has remained reasonably satisfactory throughout the year. A secure permanent improvement will have to wait the implementation of the Consultants' recommendations arising from the current sewer and trade effluent surveys.

REFUSE DISPOSAL AND COLLECTION

Street cleansing and the collection and disposal of household and trade refuse is under the direction of the Engineer and Surveyor. The frequency of collections of both household and trade refuse is as last year namely, household refuse twice weekly and trade refuse once weekly. A small charge is made by the Council for the collection of trade refuse and many traders take advantage of this service.

The disposal of refuse continued at tips at Cwmpennar, Pontcynon and Ynysybwl during the earlier months of the year.

In May 1965 the Pulverisation Plant, which was under construction in the previous year, came into operation and the Plant was officially opened by the Under Secretary of State for Wales, Mr. Harold Finch, M.P. on the 23rd September 1965. All refuse (household and trade) collected by the local authority is now being disposed of at one central place and the use of refuse tips in different parts of the urban area dispensed with. Arrangements are also made with the Engineer and Surveyor by builders and traders for the disposal of debris and waste at this site.

The short time that the Plant has been in operation has served to confirm the Council's hopes that the disposal of household refuse in this way will be safe and hygienic, economical in the use of land, profitable from the salvage of certain waste materials and in time even constructive in converting waste organic matter into a form which could be used for a useful purpose such as the manufacture of humas which could be used for the quicker reclamation of derelict land.

The distribution of refuse bins continued during the year in accordance with the Council's policy and the early months of next year should see every household in the urban area provided with either a 2 cu. ft or 1 cu. ft. bin.

Source of Supply	Results of Bacteriological Tests				Results of Chemical Tests			
	Number Samples	Satisfactory	Unsatisfactory	% Satis.	Number Samples	Satisfactory	Unsatisfactory	% Satis.
Penderyn Reservoir	Raw	—	—	—	13	—	—	—
	Treated	32	28	4	32	24	8	76.0%
Perthcelyn Reservoir	Raw	—	—	—	14	—	—	—
	Treated	33	31	2	33	27	6	81.9%
Clydach Reservoir	Raw	—	—	—	14	—	—	—
	Treated	32	29	3	32	24	8	76.0%
Darranlas Reservoir	Raw	—	—	—	13	—	—	—
	Treated	32	32	—	32	24	8	76.0%

Source of Supply	Results of Bacteriological Tests				Results of Chemical Tests			
	Number Samples	Satisfactory	Unsatisfactory	% Satis.	Number Samples	Satisfactory	Unsatisfactory	% Satis.
Gwernifor Swimming Pool	12	7	5	58.3%	12	11	1	91.6%
Penrhiwceiber Paddling Pool	12	8	4	66.6%	12	11	1	91.6%
Abercynon Paddling Pool	12	8	4	66.6%	12	11	1	91.6%
Brynifor Paddling Pool	12	6	6	50.0%	12	11	1	91.6%

ATMOSPHERIC POLLUTION

The Phurnacite Plant, situated just outside the Urban Boundary and in the Aberdare District, remains the major single source of pollution affecting the township of Mountain Ash.

In February, 1965, a meeting took place at the Phurnacite Plant at which were present representatives of the National Coal Board, Abercwmboi Clean Air Committee, and the Mountain Ash and Aberdare Urban District Councils.

At this meeting the Production Director of the National Coal Board (Coal Products Division) referred to an experiment being undertaken by the South West Regional General Manager at the Plant, which, it was hoped, would lead to further elevation of certain aspects of atmospheric pollution suffered in the area. The experiment comprised the fitting of igniters or after-burners to the venturi tubes, designed to burn the gasses emitted from the tubes whenever the ovens were discharged. Provided that the experiment was successful, and it was agreed that there was every indication that it would be, it was the intention of the Board to install after-burners on all the ovens amounting to a total of twenty-five. This measure would then replace the ammonia scrubbers which had, unfortunately, only been partially successful in preventing the emission of fumes and gases.

As a rough guide to the approximate standard of atmospheric pollution to be expected in the varying types of areas throughout the country, the following table is included :

- | | |
|------------------------|----------------------------------|
| (a) Clean | less than 12.5 tons per sq. mile |
| (b) Fairly clean | 12.5 - 37.5 tons per sq. mile |
| (c) Dirty | 37.5 - 62.5 tons per sq. mile |
| (d) Very dirty | more than 62.5 tons per sq. mile |

SEWERAGE AND SEWAGE DISPOSAL

During the year, work to improve the sewerage system in the Ynysybwl area continued and the sewer from Ynysybwl to Abercynon was completed. In consequence sewage from Ynysybwl is now disposed of at the Council's sewage works at Cwm Farm, Abercynon. This has led to the Ynysybwl sewage works (Robertown and New Road) being abandoned and dismantled thereby removing a major source of pollution of the River Clydach which previously emanated from the obsolete Robertown works.

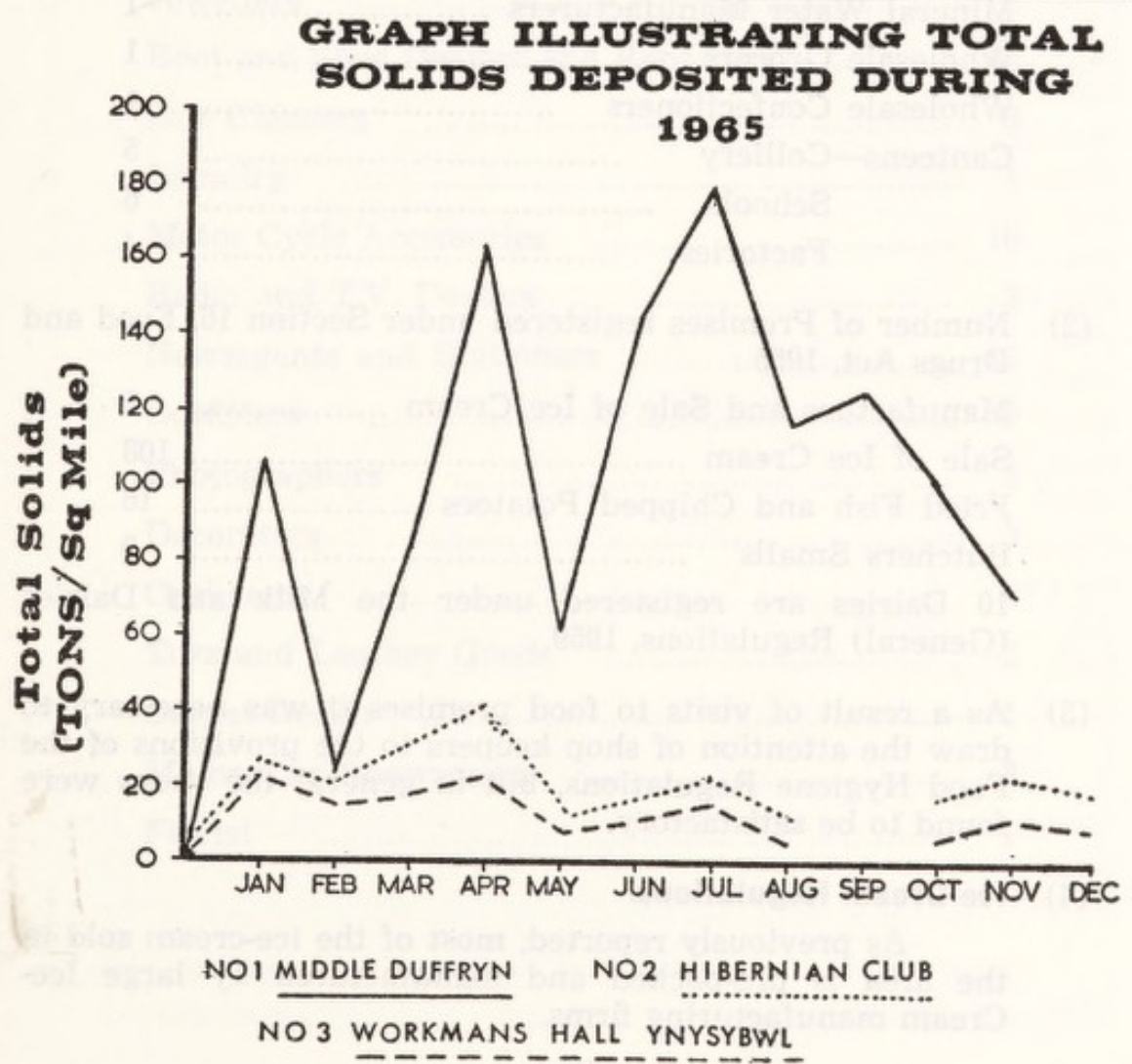
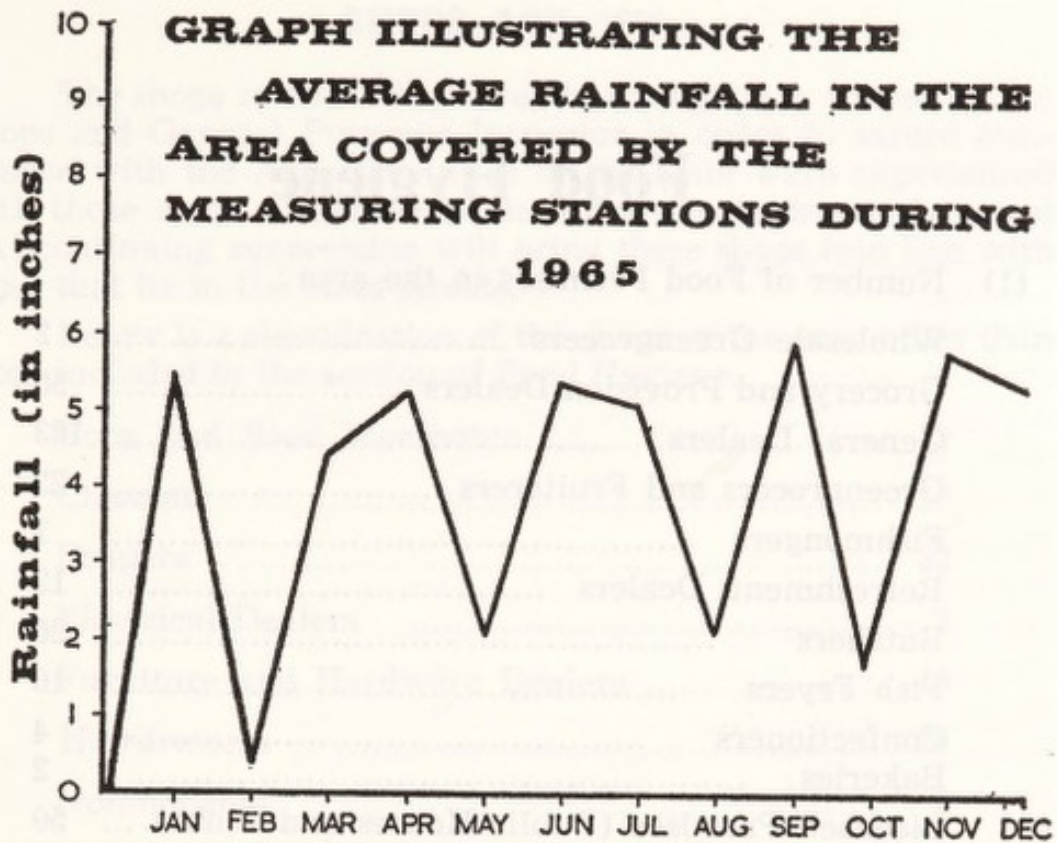
The Sewerage and Trade Effluent survey for the Cynon Valley being undertaken by Consultants on behalf of the Council made progress throughout the year.

Ministry decisions also required that fresh consideration had to be given by the Consultants to the proposed new Sewage Disposal works to be sited at Abercynon in connection with which the new Ynysybwl-Abercynon sewer would be a prerequisite.

MEASUREMENT OF ATMOSPHERIC POLLUTION

Below is a table of analysis of samples of deposited matter collected from sites in the Mountain Ash and Aberdare areas. The figures denote estimated total solids in tons per square mile.

Collection Point	January	February	March	April	May	June	July	August	September	October	November	December
Hibernian Club, Mountain Ash	26.29	14.87	28.39	43.28	12.47	22.40	27.23	18.72	—	20.75	32.74	29.22
Workmen's Hall, Ynysybwl	22.75	6.14	18.05	21.67	7.95	12.08	14.66	5.47	—	7.95	18.56	11.61
Middle Duffryn, Mountain Ash	109.23	19.23	83.42	162.19	66.59	148.93	185.85	115.14	130.48	105.85	67.10	222.93
Aberdare & Dist. Co-op. (Central)	28.99	5.84	10.02	18.79	10.20	14.87	10.47	8.90	14.40	15.20	20.54	20.92
Aman School, Godreaman	55.93	5.20	13.59	13.02	9.43	10.50	6.78	6.81	10.37	28.22	20.50	23.15
Abercwmboi School, Abercwmboi	22.84	17.54	22.14	15.71	11.32	15.95	—	—	22.55	13.65	23.62	28.80
Duffryn Row, Cwmbach	29.09	14.10	18.98	33.39	25.14	19.50	6.83	11.25	27.71	34.67	22.13	35.20



Food Hygiene

(1) Number of Food Premises in the area :

Wholesale Greengrocers	2
Grocery and Provision Dealers	55
General Dealers	103
Greengrocers and Fruiterers	22
Fishmongers	1
Refreshment Dealers	12
Butchers	26
Fish Fryers	16
Confectioners	4
Bakeries	2
Licensed Premises (Public Houses and Clubs) ...	50
Mineral Water Manufacturers	1
Wholesale Grocers	1
Wholesale Confectioners	1
Canteens—Colliery	5
Schools	6
Factories	4

(2) Number of Premises registered under Section 16, Food and Drugs Act, 1955 :

Manufacture and Sale of Ice Cream	5
Sale of Ice Cream	108
Fried Fish and Chipped Potatoes	16
Butchers Smalls	9

10 Dairies are registered under the Milk and Dairies (General) Regulations, 1959.

(3) As a result of visits to food premises it was necessary to draw the attention of shop keepers to the provisions of the Food Hygiene Regulations, but in general the shops were found to be satisfactory.

(4) **Ice Cream Regulations.**

As previously reported, most of the ice-cream sold in the area is pre-packed and manufactured by large Ice-Cream manufacturing firms.

SHOPS ACT, 1950

The shops in the Urban Area were regularly visited by the Shops and General Purposes Inspector in order to assure compliance with the Act. Difficulties in the main were experienced with those shops situated off the main streets, but it is hoped that continuing supervision will bring these shops into line with those that lie in the main streets.

Below is a classification of the shops in the area other than those included in the section of Food Hygiene.

Corn and Seed Merchants	3
Chemists	10
Drapers	32
Electrical Dealers	3
Furniture and Hardware Dealers	10
Hairdressers	20
Ironmongers	8
Jewellers	2
Boot and Shoe Dealers and Repairers	22
Dry Cleaners	3
Laundry	1
Motor Cycle Accessories	10
Radio and T.V. Dealers	2
Newsagents and Stationers	14
Outfitters	8
Photographers	2
Decorators	3
Opticians	4
Toys and Leather Goods	2
Carpet Dealer	1
Motor Car Showrooms	3
Florist	1

FOOD AND DRUGS ACT, 1955

I give below a statement showing the number of samples taken by the County Sampling Officers in the Mountain Ash Urban Area during the year ended 31st December, 1965.

Sample	No. Taken	Sample	No. Taken
Almonds (ground)	1	Margarine	3
Aspirins	3	Meat Paste	1
Baby Food	2	Milk	12
Baking Powder	1	Mince-meat	2
Bicarbonate of Soda	1	Mustard	2
Butter	2	Orange and Lemon Curd	2
Cake Sponge Pastry Mix etc.	7	Peanut Butter	2
Cheese Spread	3	Pepper	3
Coffee and Chicory	6	Peel (mixed)	1
Colouring	2	Pie Filling	2
Condensed Milk	1	Pickles	2
Curry Powder	1	Rice	2
Cream	3	Sauces	4
Cooking Fat	1	Semolina	1
Desert Powder	4	Soft Drinks	12
Dessicated Coconut	2	Soft Drink Powder	1
Evaporated Milk	1	Soup (canned)	6
Fish (canned)	4	Stomach Powder	12
Fish (frozen)	3	Suet	3
Fish Paste	7	Sugar	1
Flour	5	Spices	2
Fruit (canned)	6	Salt	2
Fruit (dried)	3	Table Jelly	4
Fruit Juice	4	Tea	1
Glacé Cherries	3	Vegetables (dried)	1
Gravy Browning	4	Vegetables (canned)	12
Ice Cream	3	Vinegar	12
Jam	4	Vitamin Tabs. etc.	6
Lard	1	Calomine Lotion	1

3 complaints were received of articles of food containing foreign bodies or not being of standard and these complaints were passed for necessary action to the Glamorgan County Council which is the Food and Drugs Authority for this area.

I am indebted to Dr. W. E. Thomas, County Medical Officer of Health, for supplying me with the above information.

HOUSING

Housing Act, 1957

During the year of report action was taken under the Housing Act, 1957 in respect of individual dwellings which were found to be unfit, within the meaning of the Act, and could not be rendered fit at a reasonable cost. The premises were dealt with by either making Closing Orders or Demolition Orders.

Number of houses subject to Closing Orders (Section 17[1])	1
Number of premises or part of premises subject to Closing Orders (Section 18)	1
Number of premises subject to Part Demolition Orders	2

In each case where orders were made the occupants were offered alternative accommodation, where necessary, by the Council.

During the year 2 families were rehoused, 1 from premises subject to an order made in 1964 and 1 from premises in respect of which an order was made in 1965.

Discretionary and Standard Grants

Discretionary and Standard Grants for improvements of houses are made available by the Council to property owners.

Completed :

Discretionary Grants	23
Standard Grants	44

Applications :

Discretionary	84
Standard	66

Applications in previous years have been principally from owner/occupiers but during this year tenanted houses owned by the National Coal Board featured largely in the applications.

RENT ACT, 1957

Certificates of Disrepair

1. Number of Applications for certificates of Disrepair	6
2. Number of Decisions not to use Certificates	Nil
3. Number of Decisions to issue Certificates	6
(a) in respect of some but not all defects	4
(b) in all respects of all defects	2
4. Number of Undertakings given by Landlord under Para. 5 of First Schedule	1
5. Number of Certificates issued	5
6. Applications by Landlords to Local Authority for cancellation of Certificates	1
7. Certificates cancelled	Nil

HOMELESS FAMILIES

INTERMEDIATE ACCOMMODATION

National Assistance Act, 1948—Section 21 (1) [b]

The above Act places a duty upon the County Council to provide temporary accommodation for persons in urgent need thereof.

The County Council have approved proposals for the discharge of the above responsibility by securing the right to use premises in all areas of the County, to provide accommodation for persons rendered homeless. Accommodation has also been established by the County Council at Rhoose Camp for families who, in the main, have been rendered homeless by eviction from their homes.

In addition to the above, the County Council have approved a scheme for affording financial assistance towards the provision of "Intermediate Accommodation" by Housing Authorities, and contribute to the cost of the scheme.

In 1964 there was provided at the Old Isolation Hospital, Llanwonno Road, Mountain Ash, four units for use as intermediate accommodation. The scheme is administered through a Joint Committee of the three Councils viz. :—Aberdare, Mountain Ash and Pontypridd whose functions are :—

- (i) To select tenants to occupy the accommodation from "Homeless Family" cases presented to them by the Medical Officer of Health for the three Councils.
- (ii) To review, in the light of Reports by the said Medical Officers of Health, the progress of any "Problem Families" so accommodated, towards rehabilitation.
- (iii) To decide when tenancies shall be terminated, subject, however, to a maximum period in all cases, of six months.
- (iv) To commend to the Council from whose District any tenant is admitted to the accommodation any such tenant considered worthy of normal rehousing in the District concerned, whether as a result of rehabilitation or otherwise.

The term "Homeless Family" includes not only "Problem Families" from Council owned and private accommodation in the three districts, but also those rendered homeless for any other cause and for whom no other normal housing accommodation is immediately available.

The main advantage of providing "Intermediate Accommodation" is that the whole family is kept intact, as opposed to Rhoose Camp, where only the mother and children are accommodated.

In 1965 five families were accommodated from the various urban areas of which two were from the Mountain Ash area.

General Health and Welfare Services of the District

1.—SERVICES PROVIDED BY THE GLAMORGAN COUNTY COUNCIL :

(a) **Maternity and Child Welfare, Midwifery, Home Nursing, Home Help, School Medical and Health Visiting :**

These services are ministered by the

Divisional Health Officer,

Headquarters : Divisional Health Offices,
New Clinic Buildings,
Rock Grounds, Aberdare.
Tel. : Aberdare 2947/8.

For the residents of **Ynysybwl**, the services are administered by

Divisional Health Officer,

Headquarters : Divisional Health Offices,
Courthouse Street,
Pontypridd.
Tel. : Pontypridd 2275/6.

(b) **Mental Health Services :**

The duly authorised officers for this area are :

Miss A. M. D. Thomas,

4, Cledwyn Terrace,
Aberdare.
Tel. : Aberdare 2942.

Mr. D. Davies,

12, New Street,
Tonna, Neath.
Tel. : Neath 4319.

(c) **Ambulance Service :**

The Ambulance Station for this area is situated at :
Hawthorne, Pontypridd.
Tel. : Pontypridd 2522.

(d) **Welfare Service :**

Officers of the Welfare Department are available to offer advice and assistance to those in need of hostel accommodation, the blind and the handicapped.

The local offices for the area are :

(a) Area Office, Llewellyn Street,
Trecynon, Aberdare.
Tel. : Aberdare 3018.

(b) County Offices, Courthouse Street,
Pontypridd.
Tel. : Pontypridd 2275/6.

(e) **Children's Department :**

The Office of the Children's Department of the County Council is at :

Greyfriars Road, Cardiff.
Tel. : Cardiff 28033.

(f) **Registration of Births, Deaths and Marriages :**

This area comes under the Pontypridd District, and the Superintendent's Office is at :

Courthouse Street, Pontypridd.
Tel. : Pontypridd 3122.

The local offices are situated at :

53, Commercial Street,
Mountain Ash.
Tel. : Mountain Ash 2792.
10 a.m. to 1 p.m., 2 p.m. to 5 p.m.

Glancynon Post Office, Abercynon.
Tuesday : 9.30 a.m. to 10.30 a.m.

Workmen's Hall, Ynysybwl.
Tuesday and Friday : 11 a.m. to 12 a.m.

(g) **Probation Officer :**

The address of the Principal Probation Officer is at :

St. Catherine's Chamber, Mill Street,
Pontypridd.
Tel. : Pontypridd 2157.

The local office is at :

Probation Officer Office, Cardiff Street,
Aberdare.
Tel. : Aberdare 2901.

2.—SERVICES PROVIDED BY THE WELSH REGIONAL HOSPITAL BOARD :

Hospital facilities for the area are ministered by :

- (a) The Merthyr and Aberdare Hospital Management Committee :

The office of this Committee is at :

St. Tydfil's Hospital,
Merthyr Tydfil.
Tel. : Merthyr 3401.

- (b) The Pontypridd and Rhondda Hospital Management Committee. Office at :

Courthouse Street,
Pontypridd.
Tel. : Pontypridd 2646.

- (c) **Chest Clinics :**

Melbourne House, Penrhiwceiber Road, Penrhiwceiber,
This Clinic is open on **Tuesday and Friday** mornings (10 a.m. to 12 noon) and once monthly for Contact Clinic.
Tel. Mountain Ash 2719.

Glen View, Courthouse Street, Pontypridd.
(Open **Monday to Friday** : 9 a.m. to 5 p.m.
Saturday : 9 a.m. to 12 noon).
Tel. : Pontypridd 2204.

3. SERVICES PROVIDED BY GOVERNMENT DEPARTMENTS.

- (a) Ministry of National Insurance :

Central Office (Wales) is at :

Cathays Park, Cardiff.

Local Offices : Duffryn Road, Mountain Ash.

Tel. : Mountain Ash 2215.

Park Buildings, Pontypridd.

Tel. : Pontypridd 3081.

- (b) Pneumoconiosis Medical Panel :

The Office is situated at the East entrance :

Prudential Buildings,
Cathays Park, Cardiff.
Tel. : Cardiff 26161.

(c) National Assistance Board :

Area Offices : Glanynys, Cwmbach Road,
Aberdare.

Tel. : Aberdare 2343.

The Grange, Tyfica Road,
Pontypridd,

Tel. : Pontypridd 2295.

4.—GENERAL PRACTITIONER SERVICES :

This service is provided by the Glamorgan Executive Council of :

Churchill House,
Churchill Way, Cardiff.

Tel. : Cardiff 26216.

(National Health Council).

5.—NATIONAL ASSISTANCE ACT, 1948—Burial of the Dead.

Under the provisions of the Act, during the year the cost of burying 1 person was accepted by this authority.

J. Ll. Williams,

Medical Officer of Health.

Summary of work done by the Public Health Inspectors

Number of premises inspected and revisited	450
Number of Notices served under Section 93, Public Health Act, 1936 :	
Informal	168
Statutory	34
General Repairs—	
Chimneys and fireplaces	11
Roofs	37
Eavesgutters and downpipes	43
External Walls	5
Windows and doors	23
Internal walls, partitions and ceilings	18
Floors	5
Internal Staircases	—
Cupboards and skirtings	4
Sculleries and pantries	2
Yard pavements and steps	5
Wash houses and coal houses	—
Boundary and forecourt walls	3
Repairs to water services	1
Accumulations removed	1
Garden retaining walls	3
Section 39, Public Health Act, 1939—	
Number of Notices served	8
Drainage—	
Cleansed, repaired and relaid	33
Drains tested	89
Section 45, Public Health Act, 1936—	
Number of Notices served	14
Sanitary Conveniences—	
General Repairs	13
Waterflushing apparatus repaired or renewed	9
Watercloset pans renewed	11
Infectious Diseases—	
Number of cases visited	34
Disinfection—	
Number of premises disinfected after infectious disease	28
Number of dirty or virminous premises disinfected	23

THE MILK AND DAIRIES (GENERAL) REGULATIONS 1959

The supervision of the retail distribution of milk is the duty of the local authority, although the licensing authority for the Designated Milks is the Glamorgan County Council.

Samples of milk were taken for bacteriological examination to the Public Health Laboratory at Cardiff and of the samples taken from this area, all were satisfactory.

FOODS CONDENMED DURING 1965

A total of approximately 10 cwts. 7 lbs. of foodstuffs was found to be unfit for human consumption on examination, was voluntarily surrendered and destroyed :

	Weight		Weight
Tinned Baked Beans	12 lbs.	Cooked Ham	90 lbs.
Tinned Meats	270 lbs.	Tinned Fruit	293 lbs.
Tinned Soups/Stews etc.	24 lbs.	Tinned Puddings	9 lbs.
Tinned Tomatoes	115 lbs.	Tinned Baby Foods	2 lbs.
Tinned Vegetables	29 lbs.	Frozen Fish	63 lbs.
Tinned Fish	8 lbs.	Frozen Pastry	7 lbs.
Frozen Meats	128 lbs.	Evap./Cond. Milk	12½ pts.
Frozen Vegetables	53 lbs.	Frozen Fruit	1 lb.
Cream	6 fl. oz.	Ice Cream	11 lbs.

PET ANIMALS ACT, 1951

The premises which sell pet animals are subject to annual licence issued by the Local Authority.

No licences were applied for or issued during the year.

RAG FLOCK AND OTHER MATERIALS ACT, 1951

One factory in the area is registered as an upholstery premises and was visited periodically to see that the provisions of the act were complied with.

CINEMATOGRAPH AND STAGE PLAY LICENCES

The cinemas or halls in the area which are subject to licence for cinematograph or stage play performances were inspected by the Public Health Inspectors. There are 5 such premises in the area. The inspections are carried out in relation to cleanliness, condition of seats, and sanitary conveniences. The Managements' attention was drawn to all unsatisfactory conditions found.

ANIMAL BOARDING ESTABLISHMENTS ACT, 1963

The Local Authority continued to engage the services of a Veterinary Surgeon to make inspections and recommendations in respect of premises applying for licences or in possession of licences, which board animals.

One premises is licensed for the boarding of animals.

RIDING ESTABLISHMENTS ACT, 1964

The Riding Establishments Act, 1964 came into operation on the 1st April, 1965.

No person shall keep a riding establishment except under the authority of a licence granted in accordance with provisions of the Act. Applications in respect of two riding establishments were received by the Council, and these establishments were inspected by the Veterinary Surgeon engaged by the Council, in accordance with the terms prescribed in the Act. As a result of the inspections and reports submitted by the Officer, licences were issued in respect of both establishments. Periodic inspections are made by the Veterinary Surgeon to ensure the conditions of the licence are fulfilled.

NOISE ABATEMENT

During the year the Council had to deal with a complaint of noise arising from within a Social Club in the area. Informal action taken by the Public Health Inspectors on behalf of the Council resulted in works being carried out at the Club which considerably ameliorated the nuisance complained of by householders living near the Club.

OFFICES, SHOPS AND RAILWAY PREMISES AST, 1963

Inspection of shops and offices continued during the year. The required annual return, as prescribed, was submitted to the Ministry of Labour indicating the number of premises registered, together with the number of persons employed. The details as included in the annual return are as below :

Number of Premises registered during 1965	22	
Number of Female employed	32	
Number of Males employed	27	
Total number employed	59	
Class of Premises	Number Registered	Number of Persons employed
Offices	39	113
Retail Shops	158	545
Wholesale Shops and Warehouses	4	16
Catering Establishments	27	89
Fuel Depots	Nil	Nil

It is the duty of the Local Authority to investigate accidents to employees occurring in the premises to which the Act applies, together with the action taken in respect of such accidents.

There were 2 accidents reported and investigated during 1965 but in no case could negligence be attributed to the management.

RODENT CONTROL

Prevention of Damage by Pests Act, 1949

The Council continue to provide a rodent control service in the urban area with the employment of full time rodent operatives. Treatments are undertaken at private and business premises, no charge being made for treatment of private dwellings but a charge made for business premises.

The rodent operatives do not confine themselves to the treatment of complaints received but carry out surveys of river embankments, watercourses, refuse tips, sewage disposal works and other possible sources of infestations. If, as a result of the surveys, infestations are found, these are treated. With the coming into operation of the Pulverisation Plant for the disposal of refuse, the number of tips in the area has been reduced to one, and thereby the control of rats made easier. Unfortunately, however, indiscriminate tipping by some members of the public still continues to present a problem.

The public generally however, co-operate in reporting the presence of rats and mice to the Public Health Department.

A summary of the treatment of surface infestations is as under.

	Rats	Mice
Number of dwelling houses treated	358	65
Number of business premises treated	12	6
Number of schools and school kitchens treated ...	9	7
Number of watercourses treated	80	—
Number of embankments treated	182	—
Number of river embankments treated	56	—
Number of refuse tips treated	10	—
Number of sewage beds treated	10	—
Number of recreation grounds treated	5	—
Number of allotments treated	3	—
Number of Local Authority premises treated ...	3	1
Number of back lanes treated	31	—
Number of cemeteries treated	3	—
Number of housing sites treated	7	—
Number of Canal Bank sections treated	11	—

SEWER TREATMENTS

The maintenance treatment of the sewerage system was carried out by the baiting of sewer manholes with Sewarin P. Two routine treatments of the sewage systems were carried out during the year.

FACTORIES

	No. on Register	Inspections	Written Notices	Prosecutions
(1) Factories in which section 1, 2, 3, 4, and 6 are enforced by Local Authorities	34	12	—	—
(2) Factories not included above in which Section 7 is enforced by the Authority	44	21	2	—
(3) Other premises in which Section 7 is enforced by the Local Authority (excluding Outworkers premises)	6	10	—	—
TOTALS	84	43	2	—

There were no cases in which defects were found.

Number of Outworkers 4

G. M. James

Senior Public Health Inspector.

