

[Report 1965] / Medical Officer of Health, Merthyr Tydfil County Borough.

Contributors

Merthyr Tydfil (Wales : County). Borough Council.

Publication/Creation

1965

Persistent URL

<https://wellcomecollection.org/works/bqj563x9>

License and attribution

You have permission to make copies of this work under a Creative Commons, Attribution license.

This licence permits unrestricted use, distribution, and reproduction in any medium, provided the original author and source are credited. See the Legal Code for further information.

Image source should be attributed as specified in the full catalogue record. If no source is given the image should be attributed to Wellcome Collection.



Wellcome Collection
183 Euston Road
London NW1 2BE UK
T +44 (0)20 7611 8722
E library@wellcomecollection.org
<https://wellcomecollection.org>



Library




County Borough of Merthyr Tydfil

**PUBLIC
HEALTH
1965**

T. H. STEPHENS, (Part Year)
M.B., Ch.B., D.P.H., F.R.S.H.

R.M. WILLIAMS, (Part Year)
M.B., Ch.B., D.P.H.

Medical Officer of Health





County Borough of Merthyr Tydfil

PUBLIC HEALTH 1965

T. H. STEPHENS, (Part Year)
M.B., Ch.B., D.P.H., F.R.S.H.

R.M. WILLIAMS, (Part Year)
M.B., Ch.B., D.P.H.

Medical Officer of Health

TABLE OF CONTENTS.**Index****General Introduction**

- | | |
|----------|--|
| Part I | — Committees and Staff. |
| Part II | — General and Comparative Statistics. |
| Part III | — Maternity and Child Welfare. |
| Part IV | — The Incidence and Control of Infectious and Other Diseases. |
| Part V | — Welfare, Mental Health, Ambulance and other Allied Services. |
| Part VI | — Chief Public Health Inspector's Report |
-

INDEX

Ambulance Services	58-60
Ante-Natal Clinics	32
At Risk Groups	54-56
Atmospheric Pollution	76-77
B.C.G. Vaccination	48-49
Births	20-21
Blind Persons	66
Boarding-Out of Children	42
Chiropody Services	55
Clinics, Location of	32
Colour Vision Screening	49-50
Committees—Blind and Other Welfare	11
Children's	12
Health	10
Maternity and Child Welfare	10
Mental Health	12
Welfare Services	11
Common Lodging Houses	71
Condemnation of Foodstuffs	84
Dental Services	39-41
Deaths—General	22-26
Analysis	23-24
Age Periods	22
Fatal Accidents, Suicides and Homicides	26
Infant	29-37
Residents occurring outside the Borough	25
Various Causes	27-29
Defective Hearing	50-51
Diphtheria Immunisation	45
Fertilizers and Feeding Stuffs Act	89
Food Preparation Premises	89
Food Sampling	85-88
Factories Act	78-80
General Introduction	6-7
Gwaunfarren Maternity Hospital	38
Health Visiting	34
House Purchase Advances	75
Housing Inspection	74
Heating Appliances (Fireguards) Act	71
Ice-Cream	89
Improvement Grants	75
Infant Welfare Clinics	34

INDEX—*continued*

Infectious Diseases—General	444
Diphtheria	455
Measles	433
Scarlet Fever	477
Tuberculosis	483
Whooping Cough	522
Laboratory Investigations—Ante-Natal Specimens	333
Water	822
Various	822
Liaison	563
Marriages	21
Maternal Mortality	291
Meat Inspection	81
Milk Examination	81
Medical Examinations of Employees	55
Mental Health	601
National Health Service Act 1946—	
Ambulance Service	581
Care of Mothers & Young Children	331
Domestic Help	541
Health Visiting	341
Home Nursing	53
Midwifery	35
National Assistance Act 1948	63
Offensive Trades	71
Offices, Shops and Railway Premises Act	70
Ophthalmia Neonatorum	38
Partially Sighted Persons	66
Pharmacy and Poisons Act	71
Poliomyelitis Vaccination	56
Population	19-21
Prematurity	35
Prosecutions	72
Puerperal Pyrexia	38
Public Cleansing	73

INDEX—*continued*

Public Swimming Baths	83
Refreshment Houses Act	71
Rent Act, 1957	73
Retail Food Shops	83
Rodent Control	90
Sanitary Inspections	68
Sewage Disposal	77
Shops Act	70
Slaughter of Animals Act	82
Staff—Medical	13
Nursing	14
Public Health Inspectors	13
Clerical	15
Welfare	14
Statistics, General	18
Stillbirths	20
St. Tydfil's Hospital	38
Tetanus Immunisation	45
Tuberculosis	48
Vaccination (Small Pox)	53
Venereal Diseases	52
Vital Statistics	18
Water Closet Conversion	79
Water and Sewage Analysis	82
Welfare Foods	42
Welfare Services	63

COUNTY BOROUGH OF MERTHYR TYDFIL

*To the Mayor, Aldermen and Councillors of the
County Borough of Merthyr Tydfil.*

Mr. Mayor, Ladies and Gentlemen,

I have the honour to present the Annual Report on the Public Health of the County Borough of Merthyr Tydfil for the year 1965.

This year's Live Birth Rate of 17.85 per thousand population is a slight decrease on that of 1964 when it was 18.45 and is only fractionally less than the National Rate of 18.1. Our Death Rate per thousand population of 13.87 shows a fractional increase on the previous year's rate of 13.24.

The brightest feature of this report is that a very spectacular drop in the deaths of infants under one year has resulted in last year's rate of 29.74 being reduced to 16.41 which, for the first time ever, is lower than the National Infant Death Rate - this year 19.0. Unfortunately, the Still Birth Rate increased to 27.23 so that the Perinatal Rate, probably the best indicator of trends in the maternity services, rose from 34.55 in 1964 to 38.50 which is rather higher than the England and Wales Rate of 26.9.

Heart Diseases continue to be the largest single group of Causes of Death being responsible for 34.29% of all deaths with those from Malignant Neoplasms at 16.60% the second largest. The Total Death Rate was 13.87 per thousand population which is almost identical with that of 1933. I mention this because it was in that year that Dr. T.H. Stephens was appointed Medical Officer of Health of this County Borough devoting thirty two years of his professional career to the Borough's Public Health Services until his retirement this November. The Death Rate both locally and nationally has varied little during these years, but certain aspects of Public Health have changed beyond recognition. One particularly in which he was actively engaged was that of Immunisation. As Medical Superintendent of the Mardy Isolation Hospital much of his work was devoted to the treatment of Infectious Diseases in general and Diphtheria in particular. In his 1933 Report he stated that 243 children were notified as suffering

from the disease and twenty of these died. But significantly at the end of this portion of the Report is one sentence "This year an immunisation campaign is being commenced". The next year, 1934, he stated that 506 notifications were received and 43 children died as a result of Diphtheria but "it is a striking fact that no child who had received T.A.F. (Diphtheria Antitoxin) died from the disease and none of the children admitted with clinical Diphtheria had been completely immunised". By 1938, out of a total of 153 notified cases only six died and in 1939, three out of 86. His Immunisation Campaign did much to eradicate the disease in the County Borough. The last recorded death from Diphtheria was in 1945 and no case of clinical Diphtheria has been reported for the past fifteen years.

I have mentioned already that the Infant Death Rate of 16.41 in 1965 was the lowest on record. In 1933 the Infant Death Rate was 89.7 which means that over five times as many babies died during the first year of life in that year as in 1965. In the same period our still births have dropped from 77 to 29 for virtually the same number of births. Taking both the Early Neonatal Deaths and Stillbirths into consideration, the 1933 figures would have given a Perinatal Mortality Rate of 94.4 compared with this year's rate of 34.5. The number of TB Deaths for the same two years has decreased from 71 to 11. I feel that these three examples - Diphtheria, Infant Mortality and Tuberculosis - illustrate the remarkable transformation in Public Health that has taken place during the past thirty years. There are many problems still unsolved; many diseases of little consequence in the Thirties have now become major causes of death. Conversely, diseases which made extensive inroads into the population of that day have subsided into insignificance.

I am sure that Dr. Stephens will join me in thanking the Chairman and Members of the Health Committee for their ready assistance in matters affecting Public Health, other Departments of the Corporation and associated Organisations for their co-operation and to the Staff for their continued loyalty.

I have the honour to be,
Mr. Mayor, Ladies and Gentlemen,
Your obedient Servant,

R. M. WILLIAMS,
Medical Officer of Health.

PART 1.

Committees and Staff

COUNTY BOROUGH OF MERTHYR TYDFIL

1965

The Mayor :

Alderman I. Davies, J.P.

The Deputy Mayor :

Councillor T.J. Lloyd, O.B.E.

HEALTH COMMITTEE

Chairman : Councillor A. John

Vice Chairman : Councillor J. Williams B.E.M.

The Whole Council, namely :—

Aldermen : D. J. Williams, S. Davies, Mrs. A. Evans, B. Watkins,
W. W. Herbert, D. R. Tudor, J. L. Williams.

Councillors : M. Deasy, W. H. Jonathan, W. Healy,
 Mrs. G. D. Lambert, J. Reddy, D. M. Jones, D. V. Williams,
 W. E. Jones, T. J. Lloyd, O.B.E., J. G. Davies,
 C. E. Webb, B.E.M., J.P., C. G. Jones, G. M. Donovan,
 F. McCarthy, J. Handley, J. D. Hopkins, C. Stanfield,
 Mrs. G. I. Williams, M. McGinty, S. G. Edwards, H. I. Williams,
 B.E.M., D. J. Evans.

with

The Mayor

MATERNITY AND CHILD WELFARE COMMITTEE

Chairman : Councillor F. McCarthy

Vice Chairman : Councillor Mrs. G. Williams

Alderman D. J. Williams	Alderman S. Davies
Alderman Mrs. A. Evans	Councillor W. Healy
Councillor W. E. Jones	Councillor T. J. Lloyd
Councillor A. John	Councillor Mrs. Lambert
Councillor C. G. Jones	Councillor J. D. Hopkins
Councillor C. Stanfield	Councillor H. I. Williams
Councillor S. G. Edwards	Councillor M. McGinty

with

The Mayor (Alderman I. Davies)

The Ex-Mayor (Alderman D. R. Tudor)

WELFARE SERVICES COMMITTEE

Chairman : Councillor B. Watkins

Vice Chairman : Councillor J. Reddy

Alderman D. J. Williams

Alderman W. Herbert

Councillor M. Deasy

Councillor J. G. Davies

Councillor J. Handley

Councillor J. Williams

Alderman S. Davies

Alderman Mrs. A. Evans

Alderman J. L. Williams

Councillor W. E. Jones

Councillor G. Donovan

Councillor Mrs. G. I. Williams

Councillor S. G. Edwards

with

The Mayor (Alderman I. Davies)

Ex-Mayor (Alderman D. R. Tudor)

and

Councillor A. John, Chairman of the Health Committee

BLIND AND OTHER WELFARE SERVICES COMMITTEE

Chairman : Alderman I. Davies

Vice Chairman : Alderman W. W. Herbert

Alderman B. Watkins

Councillor W. H. Jonathan

Councillor J. Reddy

Councillor Mrs. G. Lambert

Councillor J. D. Hopkins

Councillor Mrs. G. I. Williams

Alderman J. L. Williams

Councillor W. Healy

Councillor D. V. Williams

Councillor C. E. Webb

Councillor C. G. Jones

Councillor H. I. Williams

with

The Mayor (Alderman I. Davies)

The Ex-Mayor (Alderman D. R. Tudor)

and

Councillor A. John, Chairman of the Health Committee

and

Four representatives of the Merthyr & Mid-Wales Blind Institute

MENTAL HEALTH COMMITTEE

Chairman : Councillor C. Stanfield

Vice Chairman : Councillor C. Webb

Alderman Mrs. A. Evans

Alderman S. Davies

Councillor M. Deasy

Councillor W. Healy

Councillor D. M. Jones

Councillor T. J. Lloyd

Councillor D. V. Williams

Councillor J. G. Davies

Councillor G. Donovan

Councillor F. McCarthy

Councillor J. Williams

Councillor J. Handley

Councillor S. G. Edwards

Councillor D. J. Evans

with

The Mayor (Alderman I. Davies)

The Ex-Mayor (Alderman D. R. Tudor)

and

Councillor A. John (Chairman of the Health Committee)

CHILDREN'S COMMITTEE

Chairman : Alderman J. L. Williams

Vice Chairman : Alderman D. J. Williams

Alderman Mrs. A. Evans

Councillor J. Reddy

Councillor W. Jonathan

Councillor A. John

Councillor W. E. Jones

Councillor G. Donovan

Councillor D. V. Williams

Councillor J. G. Davies

Councillor F. McCarthy

Councillor J. D. Hopkins

Councillor J. Handley

Councillor Mrs. G. I. Williams

Councillor S. G. Edwards

with

The Mayor (Alderman I. Davies)

Ex-Mayor (Alderman D. R. Tudor)

MEDICAL STAFF

Medical Officer of Health, Principal School Medical Officer, Medical Superintendent, Mardy Isolation Hospital, Medical Officer under the Mental Health Acts :

T.H. Stephens, M.B.,CH.B.,D.P.H.,F.R.S.H. (until November)

R.M. Williams, M.B.,B.Ch.,D.P.H., (from November)

Assistant Medical Officers and School Medical Officers :

Monica Parry-Morton, B.Sc., M.B., B.Ch.

E.A. Marsden, M.B., B.Ch.

Dilys Palmer, B.Sc., M.B., Ch.B., D.C.H. (Part Time).

Part-time Consultant Ophthalmic Surgeon :

G. Vine-Cole, M.R.C.S., L.R.C.P., D.O.

Part-time Ear, Nose and Throat Specialist :

Alun Thomas, F.R.C.S. (Part Year).

Part-time Paediatrician :

H. Coll, B.Sc., M.R.C.P. (E.)

Part-time Psychiatrist :

G. N. Lacey, B.Sc., M.B., Ch.B., D.P.M.

Part-time Chest Physician :

L. Erin, M.B., Ch.B., D.T.D.

Dental Officers :

F. S. Baguley, L.D.S. (Senior).

G. N. Davies, B.D.S. (Part Time).

Public Analyst and Official Analyst under the Fertilizers and Feeding Stuffs Act, 1926 :

L. E. Coles, B.Pharm., Ph.D., F.P.S., F.R.I.C.

PUBLIC HEALTH INSPECTORATE

Chief Public Health Inspector and Food Inspector, Official Sampler and Inspector under the Fertilizers and Feeding Stuffs Act, 1926.

Iorwerth Thomas (a.b.)

Deputy Chief Public Health Inspector :

C. G. Stuckey, (a.b.)

Public Health Inspectors and Food Inspectors :

V. D. L. Prothero, (a.b.)

J. B. Jones, (a.b.)

D. Collins, (a.b.)

Public Health Inspector and Shops Act Inspector :

D. C. N. Davis, T.D.(a.j.)

Rodent Officer :

G. A. Price

Disinfection and Disinfestation Staff :

A. Andrews, G. W. Foran, W. G. Foster, S. Evans.

NURSING STAFF

Superintendent Nursing Officer, and Superintendent School Nurse:
A. L. Evans (c.d.e.)

Health Visitors and School Nurses :

E. J. Watkins (c.d.e.), D. Jenkins (c.d.e.), M.F. Jelleyman (c.d.e.g.), M. Jones (c.e.h.), C. Jones (c.d.), A. Meredith (c.d.e.), J. A. Lewis (c.d.e.) (Part Year), N. J. Sage (c.d.e.g.), S. Jones (c.e.h.).

Domiciliary Midwives :

B. M. Jones (c.d.f.), K. Lovis (c.d.), M. Williams (c.d.f.), D. Summers (c.d.f.), A. E. Davies (c.d.), G. M. Warrior (d.), M. Gollop (c.d.).

District Nurses :

M. Nicholas (c.g.), S. J. Lewis (c.), F. Evans (c.f.), A. M. Clements (c.d.f.), E. J. Evans (c.), E. Wright (c.f.), E. E. Thomas (c.f.g.), B. Whitford Jones (c.f.g.), B. A. Thomas (c.), M. Lloyd (c.d.) (Relief), N. Killick (c.d.), M. Weir (c.d.).

Dental Technician :

L. Mytton

Dental Attendants :

P. James, A. Harris

Home Help Organiser : Miriam Everson

WELFARE FOODS DISTRIBUTION

B. Newby (Part Year), G. Jones, C. Sussex.

WELFARE SERVICES

Senior Welfare Officer :

W. Marsden Jones

Senior Mental Welfare Officer :

F. Jennings, M.S.M.W.O.

Welfare Officer :

D. H. Cornwall, B.A.

Mental Welfare Officer :

I. Protheroe, M.S.M.W.O.

Clerical Staff :

N. P. Evans, P. Davies, A. Williams

Pentrebach House Home for Aged Men :

Superintendent : J. Baldwin.

Staff : One Cook, two Female Attendants, Four Male Attendants, One Boiler/Handyman and Two General Domestic.

Pant House Home for Aged Females :

Staff : Two Female Attendants, One General Domestic.

Duffryn Taff Home for the Aged :

Superintendent : W. I. Dawkins.

Staff : One Cook, Two Female Attendants, Four Male Attendants, One Female Attendant/Cleaner, Three General Domestic, One Boiler/Handyman.

Gurnos Welfare Home :

Superintendent : L. Davies

Staff : One Cook, Two Female Attendants, Four Male Attendants, One Cleaner/Attendant, Two Cleaners, One Boiler/Handyman.

Sandbrook House, Merthyr Tydfil :

(Residential accommodation under provisions of the Mental Health Act 1959).

Resident Staff : Two Housemothers, One Female Attendant, One Gardener/Handyman.

AMBULANCE SERVICE

Ambulance Officer :

J. A. Williams.

Staff : Seventeen Drivers, One Mechanic and One Assistant Mechanic.

PENTREBACH TRAINING CENTRE

Supervisor :

Mrs. B. Lawrence.

Assistant Supervisors :

Mrs. O. Hayes, Mrs. D. Lashbrooke, Mrs. M. Tonge, Mrs. D. O'Driscoll.

1 Kitchen Assistant, 1 Cleaner, 1 Caretaker.

ADMINISTRATIVE AND CLERICAL STAFF

Chief Clerk :

T. J. Davies.

Deputy Chief Clerk :

J. R. Jones.

Clerical Staff :

W. K. Jones, J. Jones (Part Year), P. Rowlands, M. Brown, Mary Price, Marlene Gamlin, H. Jenkins, Ann Townsend, J. Baldwin, Lorraine Few.

Clerical Staff (Clinics) :

S. J. Lewis (Part Year), G. Evans (Part Year), D. Vaughan, J. Brill, B. Thomas (Part Year).

KEY :

- a. — Public Health Inspector's Certificate of the Royal Society for the Promotion of Health and The Public Health Inspectors' Board.
- b. — Meat and Other Foods Certificate of the Royal Society for the Promotion of Health.
- c. — State Registered Nurse.
- d. — State Certified Midwife.
- e. — Health Visitor's Certificate of the Royal Society for the Promotion of Health.
- f. — Trained Fever Nurse.
- g. — Queen's Nurse's Certificate.
- h. — Central Midwives Board Examination Part 1.
- j. — Smoke Inspector's Certificate of the Royal Society for the Promotion of Health.

PART 2.

General and Comparative Statistics

VITAL STATISTICS - 1965.

Area in Acres	17,760
Population (Census 1961)	59,039
Population (Registrar General Mid-year Estimate) ..	58,050
Density of population per acre (1961 Census) ..	3.3243
Number of separate dwellings on Rate Books ..	19,389
Rateable Value to March, 1966	£1,327,566
Average number of person to each occupied house ..	2.993
Legitimate } Male 521 } Live Births } Female 468 } Total 989	Total Live Births 1,036
Illegitimate } Male 27 } Live Births } Female 20 } Total 47	
Percentage of Illegitimate Live Births	4.54
Live Birth Rate per thousand population	17.85
* Corrected Live Birth Rate per thousand population ..	18.74
Stillbirths : Male 17 } Female 12 } Total Stillbirths ..	29
Still birth rate per thousand births	27.23
Total Births Male 565 } Live & Still Female 500 } Total Births, Live & Still	1,065
Total Birth Rate per thousand population	18.35
* Corrected Total Birth Rate per thousand population	19.26
Deaths : Male 456 } Female 349 } Total Deaths ..	805
Death Rate per thousand population	13.87
† Corrected Death Rate per thousand population ..	14.70
Total Infant Deaths	17
Infant Mortality Rate	16.41
Legitimate Infant Mortality Rate	16.16
Illegitimate Infant Mortality Rate	21.28
Neonatal Mortality Rate	12.55
Early Neonatal Mortality Rate	11.58
Perinatal Mortality Rate	38.50
Maternal Deaths	Nil
Maternal Mortality Rate	Nil
T.B. Death Rate (rate per million population) ..	189.5
Malignant Neoplasms Death Rate per thousand population	2.326

* Registrar General's Comparability Factor of 1.05 for Births.

† Registrar General's Comparability Factor of 1.06 for Deaths.

POPULATION

The Census Population for the County Borough for 1961 has been provisionally announced as 59,039, which is a decrease of 2,054 on the 1951 Census. A population decrease is surprising in view of the fact that every year since 1951, our live births have easily exceeded the total deaths. The following table shows this excess year by year :—

<i>Year</i>		<i>Live Births</i>		<i>Deaths</i>		<i>Excess of Births</i>
1951	..	992	..	913	..	79
1952	..	961	..	777	..	184
1953	..	959	..	849	..	110
1954	..	880	..	817	..	63
1955	..	857	..	857	..	—
1956	..	845	..	731	..	114
1957	..	985	..	803	..	182
1958	..	974	..	821	..	153
1959	..	988	..	781	..	207
1960	..	987	..	841	..	146
1961	..	964	..	809	..	155
Total Excess of Births		1393

This excess of some 1,393 coupled with the decrease of 2,054 in the population since 1951 means that some 3,447 persons have left this County Borough during the past ten years.

The following table gives details of Census Population since 1801 :—

<i>Year</i>	<i>Population</i>	<i>Year</i>	<i>Population</i>
1801	7,705	1891	58,080
1811	11,184	1901	69,228
1821	17,404	1911	80,990
1831	22,083	1921	82,760
1841	34,997	1931	71,108
1851	46,692	1939*	62,772
1861	50,461	1941	No Census
1871	51,891	1951	61,093
1881	48,857	1961	59,039

* *National Registration population figure given in lieu of Census.*

The Census Report also details the ward population for 1961 and the following is an extract of that report :—

<i>Ward</i>	<i>Males</i>	<i>Females</i>	<i>Total</i>
Dowlais	3,631	3,804	7,435
Penydarren	4,252	4,589	8,841
Park	4,439	4,694	9,133
Cyfarthfa	3,887	3,952	7,839
Town	3,557	3,686	7,243
Plymouth	3,214	3,229	6,443
Merthyr Vale	2,712	2,747	5,459
Treharris	3,345	3,301	6,646
TOTALS	29,037	30,002	59,039

BIRTHS

In 1965, a total of 1065 births were registered of which 1036 were live births. This represents a Total Birthrate for the County Borough of 18.35 per thousand population and a live Birth Rate of 17.85. The live Birth Rate for England and Wales was 18.1 per thousand population.

The number of births is made up as follows :

LEGITIMATE				ILLEGITIMATE				TOTALS	
Livebirths		Stillbirths		Livebirths		Stillbirths			
Male	Female	Male	Female	Male	Female	ML.	Female	ML.	Female
521	468	17	11	27	20	—	1	565	500
989		28		47		1		1065	
1017				48					

A comparison of England and Wales and Local Live Birth-rates over the past ten years is shown in the following table :

Year	No. of Births	Rates per thousand population		Increase or decrease of Local Rate on National Rate
		County Boro. of Merthyr Tydfil	England and Wales	
1955	857	14.31	15.0	-0.7
1956	845	14.20	15.6	-1.4
1957	985	16.61	16.1	+0.5
1958	974	16.43	16.4	-
1959	988	16.66	16.5	+0.1
1960	987	16.66	17.1	-0.5
1961	964	16.39	17.4	-1.0
1962	1010	17.14	18.0	-0.8
1963	1060	18.06	18.2	-0.2
1964	1076	18.45	18.4	-
1965	1036	17.85	18.1	-0.3
Aver. Annual Birthrate 1955 to 1965		16.61	16.9	-0.3

MARRIAGES

During 1965, 498 marriages were registered in the County Borough of Merthyr Tydfil, which is a Married Persons Rate of 17.0 per thousand population. The details of marriages in the County Borough during the past ten years and their comparison with the national figures are as follows :—

Year	Number of Marriages	Rates per thousand population	
		County Borough of Merthyr Tydfil	England and Wales
1955	489	16.3	16.1
1956	497	16.7	15.8
1957	490	16.5	15.4
1958	488	16.5	15.1
1959	462	15.6	15.0
1960	420	14.2	15.0
1961	460	15.6	15.0
1962	440	14.9	14.9
1963	487	16.6	14.9
1964	433	14.9	15.1
1965	498	17.0	15.5

DEATHS

During 1965, eight hundred and ninety-seven deaths were registered in the County Borough, but 162 of these deaths were non-residents. In addition, 70 residents died outside the County Borough Area so that the total number of deaths of residents during the year was 805. The Death Rate per thousand population for 1965 was, therefore, 13.87 whilst the rate for England and Wales was 11.3.

The following table shows the number of deaths of Residents of the County Borough together with the Local and England and Wales Death Rates from 1955 :—

Year	Number of Deaths	Rates per thousand Population	
		Merthyr Tydfil	England & Wales
1955	857	14.3	11.7
1956	731	12.29	11.7
1957	803	13.54	11.5
1958	821	13.84	11.7
1959	781	13.17	11.6
1960	841	14.18	11.5
1961	809	13.76	12.0
1962	826	14.01	11.9
1963	845	14.40	12.2
1964	772	13.24	11.3
1965	805	13.87	11.5

The numbers and percentages of deaths occurring in the different age groups are :—

Age Group		Number of Deaths			Percentage
		Males	Females	Totals	
Under 1 yr.	..	7	10	17	2.11
1-4 yrs.	..	2	—	2	0.25
5-14 yrs.	..	3	2	5	0.62
15-44 yrs.	..	31	16	47	5.84
45-64 yrs.	..	126	70	196	24.35
65-74 yrs.	..	153	89	242	30.06
Over 75 yrs.	..	134	162	296	36.77
All Ages	..	456	349	805	100.00

CAUSE OF DEATH	Total	Under 1	1-4	5-14	15-44	45-64	65-74	Over 75
Tuberculosis, Respiratory	7	—	—	—	1	1	2	3
Tuberculosis, Other	2	—	—	—	1	—	—	1
Syphalitic Disease	2	—	—	—	—	—	2	—
Malignant Neoplasms, Stomach	6	—	—	—	—	3	2	1
Malignant Neoplasms, Lung/Bronchus	39	—	—	—	2	15	19	3
Other Malignant and Lymphatic Neoplasms	32	—	—	—	2	7	12	11
Leukaemia Aleukaemia	3	—	—	—	1	1	1	—
Diabetes	2	—	—	—	—	—	1	1
Vascular Lesions of the Nervous System	45	—	—	1	2	7	18	17
Coronary Disease, Angina	107	—	—	—	7	39	34	27
Hypertension with Heart Disease	14	—	—	—	—	9	4	1
Other Heart Disease	35	—	—	—	—	5	12	18
Other Circulatory Disease	23	—	—	—	—	7	6	10
Pneumonia	18	2	2	—	1	1	4	8
Bronchitis	45	—	—	—	—	11	23	11
Other Diseases of Respiratory System	12	—	—	—	—	3	4	5
Ulcer of Stomach and Duodenum	3	—	—	—	1	2	—	—
Nephritis and Nephrosis	3	—	—	—	—	—	—	3
Hyperplasia of Prostrate	5	—	—	—	—	1	—	4
Congenital Malformations	4	2	—	1	1	—	—	—
Other Defined and Ill-defined Diseases	19	3	—	—	—	5	5	6
Motor Vehicle Accidents	9	—	—	1	4	2	1	1
All other Accidents	16	—	—	—	5	6	2	3
Suicide	5	—	—	—	3	1	1	—
TOTAL—MALES	456	7	2	3	31	126	153	134

Causes of Death in Various Age Groups—Female : 1965

24

CAUSE OF DEATH	Total	Un. 1	1-4	5-14	15-44	45-64	65-74	Over 75
Tuberculosis, Respiratory	2	—	—	—	—	1	—	1
Other Infective and Parasitic Diseases	1	—	—	—	—	—	—	1
Malignant Neoplasms, Stomach	9	—	—	—	—	4	3	2
Malignant Neoplasms, Uterus	9	—	—	—	1	6	1	1
Malignant Neoplasms, Lung/Bronchus	2	—	—	—	—	1	1	—
Malignant Neoplasms, Breast	9	—	—	—	—	4	2	3
Other Malignant and Lymphatic Neoplasms	29	—	—	—	3	14	5	7
Diabetes	7	—	—	—	—	3	2	2
Vascular Lesions of the Nervous System	54	—	—	—	1	6	12	35
Leukaemia Aleukaemia	1	—	—	1	—	—	—	—
Coronary Disease, Angina	55	—	—	—	—	8	25	22
Hypertension with Heart Disease	9	—	—	—	—	1	4	4
Other Heart Disease	56	—	—	—	2	4	9	41
Other Circulatory Disease	10	—	—	—	—	1	1	8
Influenza	2	—	—	—	—	—	—	2
Pneumonia	18	1	—	—	1	3	7	6
Bronchitis	12	—	—	—	—	—	3	9
Gastritis, Enteritis and Diarrhoea	5	—	—	—	1	1	1	2
Ulcer of Stomach and Duodenum	3	—	—	—	—	1	—	2
Nephritis and Nephrosis	4	—	—	—	1	1	1	1
Congenital Malformations	3	2	—	—	—	—	—	1
Other Defined and Ill-defined Diseases	37	7	—	1	2	9	11	7
Motor Vehicle Accidents	2	—	—	—	—	—	—	2
All other Accidents	9	—	—	—	3	2	1	3
Suicide	1	—	—	—	1	—	—	—
TOTALS—FEMALES	349	10	—	2	16	70	89	162

TRANSFERABLE DEATHS

<i>Place at which death occurred</i>	<i>Registration District</i>	<i>No. of deaths</i>
Fedw Hir Hospital	Aberdare U.D.	9
Cardiff Royal Infirmary	Cardiff C.B.	6
Llandough Hospital	Penarth U.D.	5
General Hospital	Aberdare U.D.	5
Parc Hospital, Coity	Penybont R.D.	3
Sully Hospital	Barry M.B.	3
S. Wales Sanatorium	Hay R.D.	3
Felindre Hospital	Cardiff R.D.	3
East Glamorgan Hospital	Llantrisant and Llantwit R.D.	2
Prince of Wales Hospital	Cardiff R.D.	2
Royal Infirmary	Bristol C.B.	2
Holine Towers	Penarth U.D.	2
Taf Merthyr Colliery	Gelligaer U.D.	2
St. Davids Hospital	Brecon U.D.	1
Groesfaen Colliery	Gelligaer U.D.	1
Royal Gwent Hospital	Newport C.B.	1
River Usk	Brecon U.D.	1
Hartland Drive	Hendon M.B.	1
Trelewis Colliery	Gelligaer U.D.	1
Redwood Memorial Hospital	Rhymney U.D.	1
St. Lawrence Hospital	Chepstow U.D.	1
Llanfrechfa Grange Hospital	Pontypool U.D.	1
Penyfael Hospital	Penybont R.D.	1
Royal Victoria Hospital	Bournemouth C.B.	1
Highfield Parkway	Hazel Grove and Bramhall U.D.	1
Garth Road, Hendon	Barnet L.B.	1
Coniston Rise, Cwmbach	Aberdare U.D.	1
Gorran St. Austell	St. Austell R.D.	1
The Marina Boscombe	Bournemouth C.B.	1
Everest Ave.	Cardiff C.B.	1
Treco Bay	Porthcawl U.D.	1
Mount Pleasant Hospital	Chepstow U.D.	1
Dowlais Common Road	Gelligaer U.D.	1
Glan Ely Hospital	Cardiff C.B.	1
Ebbw Vale Steelworks	Ebbw Vale U.D.	1
Heads of Valleys Road	Crickhowell R.D.	1
TOTAL		70

FATAL ACCIDENTS, MOTOR ACCIDENTS, AND SUICIDES.

Fatal Accidents :

Death accelerated by injuries received by falling ...	10
Multiple injuries received when struck by colliery roof fall	3
Accidental asphyxiation during course of employment...	3
Multiple injuries received during course of employment	2
Multiple injuries due to great violence	2
Burns accidentally received when clothing became ignited by electric fire	1
Injuries due to falling down stairs	1
Cerebral Haemorrhage due to head injuries	1
Shock & Haemorrhage due to accidental injuries ...	1
Burns accidentally caused at home	1
	<hr/> 25

Suicides :

Salicylate Poisoning whilst balance of mind was disturbed	1
Carbon Monoxide Poisoning self administered whilst balance of mind was disturbed	3
Asphyxia due to hanging whilst balance of mind was disturbed	2
	<hr/> 6

Motor Accidents :

Injuries received when motor car & lorry collided ...	2
Injuries received when two motor cars collided ...	1
Injuries received in motor cycle accidents ...	5
Injuries received when knocked down by motor car ...	3
	<hr/> 11

ANALYSIS OF DEATHS FROM VARIOUS CAUSES.

(i) Heart Disease :

Males	156
Females	120
Total		<u>276</u>

Heart disease embraces the following classification of Causes of Death :

Coronary Disease, Angina.
Hypertension with Heart Disease.
Other Heart Disease.

This group was the largest cause of death being responsible for 34.29% of all deaths in 1965 as compared with 35.10% in 1964. It also represents a Death Rate of 4,755 per million. Last year it was 4,648.

The deaths recorded in sex and age groups were as follows :

	0-4	5-14	15-44	45-64	65-74	Over 75
Males	—	7	53	50	46
Females	—	2	13	38	67

(ii) Malignant Neoplasms :

Males	77
Females	58
Total		<u>135</u>

This group is sub-divided into the following classifications of Causes of Death :

Malignant Neoplasms, Stomach
Malignant Neoplasms, Lung Bronchus
Malignant Neoplasms, Breast
Malignant Neoplasms, Uterus
Other Malignant and Lymphatic Neoplasms

Malignant Neoplasms were responsible for 16.60% of all deaths, as compared with 15.58% last year. It represents a Death Rate of 2,326 per million population. Last year it was 2,195.

	0-4	5-14	15-44	45-64	65-74	Over 75
Males	—	4	25	33	15
Females	—	4	29	12	13

(iii) Tuberculosis (All Forms) :

Males	9
Females	2
Total	<u>11</u>

Tuberculosis was responsible for 1.37% of all deaths in 1965 as compared with 0.65% in 1964. The Death Rate was 190 per million population. In 1964 it was 85.7.

(iv) Vascular Lesions of the Nervous System :

Males	45
Females	54
Total	<u>99</u>

Vascular Lesions of the Nervous System were responsible for 12.30% of all deaths as compared with 14.51% in 1964. The Death Rate was 1,705 per million population. In 1964 it was 1921.

The deaths recorded in sex and age groups were as follows :

			0-4	5-14	15-44	45-64	65-74	Over 75
Males	—	1	2	7	18	17
Females	—	—	1	6	12	35

(v) Congenital Malformations :

Males	4
Females	3
Total	<u>7</u>

Congenital Malformations were responsible for 0.87% of all deaths and the death rate was 121 per million population.

(vi) Bronchitis :

Males	45
Females	12
Total	<u>57</u>

Bronchitis was responsible for 7.08% of all deaths compared with 5.70% in 1964. The Death Rate from Bronchitis was 982 per million population, and 755 in 1964.

The deaths recorded in sex and age groups were as follows :

			0-4	5-14	15-44	45-64	65-74	Over 75
Males	—	—	—	11	23	11
Females	—	—	—	—	3	9

(vii) Pneumonia :

Males	18
Females	18
Total	<u>36</u>

Pneumonia was responsible for 4.47% of all deaths compared with 3.89% in 1964. The Pneumonia Death Rate was 620 per million population. It was 516 in 1964.

INFANT MORTALITY.

Year	No. of Infant Deaths	Infant Death Rate	
		Merthyr Tydfil	England & Wales
1954	42	47.73	25.5
1955	25	29.17	24.9
1956	32	37.87	23.7
1957	37	37.55	23.1
1958	30	30.70	22.6
1959	39	39.45	22.2
1960	34	34.45	21.9
1961	24	24.89	21.6
1962	32	31.68	21.6
1963	37	34.91	21.1
1964	32	29.74	20.0
1965	17	16.41	19.0

MATERNAL MORTALITY.

During 1965, no Maternal Deaths were recorded. The following table shows details of deaths due to or associated with Childbirth, Pregnancy and Abortion during the past ten years :—

Year	Total No.	Puerperal Sepsis	From Other Causes	From Assoc- iated Causes	Rate per 1000 births
1955	1	—	1	—	1.13
1956	1	—	—	1	1.13
1957	—	—	—	—	Nil.
1958	1	—	—	1	0.98
1959	1	—	—	1	0.98
1960	2	—	—	2	1.97
1961	1	—	—	1	1.00
1962	2	—	—	2	1.94
1963	Nil	—	—	—	Nil.
1964	Nil	—	—	—	Nil.
1965	Nil	—	—	—	Nil.

(iii) Pneumonia:

Males	18
Females	18
Total	36

Pneumonia was responsible for 4.1% of all deaths compared with 3.8% in 1964. The Pneumonia Death Rate was 620 per million population. It was 516 in 1964.

INFANT MORTALITY.

Year	No. of Infant Deaths	Infant Death Rate	
		Northyr Tydfil	England & Wales
1954	42	47.73	25.5
1955	25	29.17	24.9
1956	32	37.87	23.7
1957	37	37.55	23.1
1958	30	30.70	22.6
1959	39	39.45	22.2
1960	34	34.45	21.9
1961	24	24.89	21.6
1962	32	31.68	21.6
1963	37	34.91	21.1
1964	32	39.74	20.0
1965	17	16.41	19.0

MATERNAL MORTALITY.

During 1965, no Maternal Deaths were recorded. The following table shows details of deaths due to or associated with Childbirth, Pregnancy and Abortion during the past ten years:—

Year	Total No.	Puerperal Deaths	From Other Causes	From Associated Causes	Rate per 1000 births
1955	1	—	1	—	1.13
1956	1	—	—	1	1.13
1957	—	—	—	—	Nil.
1958	1	—	—	1	0.98
1959	1	—	—	1	0.98
1960	2	—	—	2	1.97
1961	1	—	—	1	1.00
1962	2	—	—	2	1.94
1963	Nil.	—	—	—	Nil.
1964	Nil.	—	—	—	Nil.
1965	Nil.	—	—	—	Nil.

LOCATION OF CLINICS.

There are six clinics in the County Borough area sited in such positions as to afford the greatest possible coverage of the area and easy accessibility for persons requiring to use them. The following are details of the individual clinics with a brief statement of the services they provide:—

i. Dowlais Clinic, New Road, Dowlais.
Serves the Dowlais and northern portion of the Peny-
darn Wards. Has weekly Ante-natal and Infant
Welfare Clinics with occasional Specialist Clinics.
Post-natal Clinics held as required.

ii. Gurnos Clinic, Gurnos Estate, Merthyr Tydfil.
Has weekly Ante-natal and Infant Welfare Clinics with
occasional Post-natal Clinics. Dental Clinics are held
at least once weekly.

iii. The Hollies Clinic, Albert Street, Merthyr Tydfil.
Has weekly Ante-natal and Infant Welfare Clinics and
fortnightly Post-natal Clinics. Has daily Dental Clinics.
Serves the central area of the County Borough,
that is, Town, Park and Cyfarthfa Wards and southern
portion of Peny-darn Ward.

iv. Glantaf Clinic, Troedyrhiw.
Has weekly Ante-natal and Infant Welfare Clinics with
occasional Post-natal Clinics. Dental Clinics are held
at least once weekly. Serves the areas of Pentrebach,
Abercarnid and Troedyrhiw.
v. Canobie Clinic, Aberlan.
Has weekly Ante-natal and Infant Welfare Clinics with
occasional Post-natal Clinics. Serves the areas of
Aberlan, Merthyr Vale and Mount Pleasant.

vi. Trehanis Clinic, Bargod Terrace, Trehanis.
Provides Ante-natal and Infant Welfare Clinics each
Thursday and occasionally on Friday mornings. Dental
Clinics are held once weekly. Serves Trehanis Ward,
that is, Trehanis, Edwardsville and Quakers' Yard.

Welfare Foods are sold at all the above Clinics on the days
that the Infant Welfare Clinics are held. They are also available
at certain other times during the week at these Clinics.

LOCATION OF CLINICS.

There are six clinics in the County Borough area sited in such positions as to afford the greatest possible coverage of the area and easy accessibility for persons requiring to use them. The following are details of the individual clinics with a brief statement of the services they provide :—

i. Dowlais Clinic, New Road, Dowlais.

Serves the Dowlais and northern portion of the Penydarren Wards. Has weekly Ante-natal and Infant Welfare Clinics with occasional Specialist Clinics. Post-natal Clinics held as required.

ii. Gurnos Clinic, Gurnos Estate, Merthyr Tydfil.

Has weekly Ante-natal and Infant Welfare Clinics with occasional Post-natal Clinics. Dental Clinics are held at least once weekly.

iii. The Hollies Clinic, Albert Street, Merthyr Tydfil.

Has weekly Ante-natal and Infant Welfare Clinics and fortnightly Post-natal Clinics. Has daily Dental Clinics with Dentist in attendance and frequent Specialist Clinics. Serves the central area of the County Borough, that is, Town, Park and Cyfarthfa Wards and southern portion of Penydarren Ward.

iv. Glantaf Clinic, Troedyrhiw.

Has weekly Ante-natal and Infant Welfare Clinics with occasional Post-natal Clinics. Dental Clinics are held at least once weekly. Serves the areas of Pentrebach, Abercanaid and Troedyrhiw.

v. Canonbie Clinic, Aberfan.

Has weekly Ante-natal and Infant Welfare Clinics with occasional Post-natal Clinics. Serves the areas of Aberfan, Merthyr Vale and Mount Pleasant.

vi. Treharris Clinic, Bargoed Terrace, Treharris.

Provides Ante-natal and Infant Welfare Clinics each Thursday and occasionally on Friday mornings. Dental Clinics are held once weekly. Serves Treharris Ward, that is, Treharris, Edwardsville and Quakers' Yard.

Welfare Foods are sold at all the above Clinics on the days that the Infant Welfare Clinics are held. They are also available at certain other times during the week at these Clinics.

MATERNITY AND CHILD WELFARE.

Ante-natal Clinics are held at least once per week at each Clinic in the County Borough area when the patients are seen by the Assistant Medical Officer in charge. The Health Visitors and Midwives for that particular area are also present. Periodic clinics are held by a Consultant Gynaecologist and Obstetrician when cases referred by the Assistant Medical Officers are seen. The following details show the attendances at the Ante-Natal and Post-Natal Clinics during 1965.

Attendances at Ante-natal Clinics, 1965.

<i>No. of Clinics provided</i>	<i>No. of Medical Officer Sessions held during 1965</i>	<i>Number of women in attendance</i>	
		<i>Ante-natal Examination</i>	<i>Post natal Examination</i>
6	252	168	51

Ante-Natal Mothercraft and Relaxation Classes.

<i>Number of Mothers who attended during year ..</i>	<i>(a) Institutional Booked ..</i>	37
	<i>(b) Domiciliary Booked ..</i>	17
	<i>(c) Total ..</i>	54
<i>Total number of attendances during year ..</i>		272

The sub-joined table shows the number of blood specimens from Expectant Mothers which were taken by the Assistant Medical Officers at the Ante-Natal Clinics. A number of these patients were referred by their own General Practitioners or as in a very small number of cases, this Department arranged for the examination of specimens submitted by General Practitioners.

Ante-Natal Blood Specimens—1965.

<i>Examined for</i>	<i>Number</i>
Rh. Factor	94
Wassermann Reaction	134
Haemoglobin	201

Attendances at Infant Welfare Clinics.

Child Welfare Clinics with an Assistant Medical Officer in attendance are held at each of the Clinics in the County Borough once weekly and there were two hundred and fifty-two sessions during the year. The number of children under one year who attended a Clinic in 1965 was 788 and the total number of children under five who attended was 2,222. The following table enumerates the attendances according to age-group :—

<i>Age Group</i>	<i>No. of Children attending during year</i>
Under 1 year	788
1 year but under 2 years	771
2 years but under 5 years	663
Total	2222

Visits by Health Visitors 1965.

There are nine Health Visitors employed by the Local Health Authority and some also carry out the duties of School Nurses for the Local Education Authority. There are no specialist Health Visitors, all being responsible for visits to Mothers and Children, attendance at various clinics, special investigations, visits to notified cases of Measles and Whooping Cough and Tuberculosis visiting. Details of these visits during 1965 are set out below :—

<i>Cases visited by Health Visitors</i>	<i>No. of Cases</i>
Children born in 1965	1125
Children born in 1964	1274
Children born in 1960-1963	3598
Persons aged 65 or over	289
Mentally disordered persons	8
Persons discharged from hospital	10
Number of Tuberculous households visited	62
Number of Households visited on account of infectious diseases	81

Close liaison exists between the Hospital Management Committee and the Department regarding the follow-up of discharged patients. The Hospital Authorities inform the Health Visitors of patients requiring particular attention and they are often asked to submit environmental reports prior to discharge

so that the Hospital Doctors may decide whether discharge from hospital will benefit the patient.

Midwifery.

There are seven Midwives employed by the Local Health Authority under its Domiciliary Midwifery Scheme. These midwives reside in various parts of the Borough in order to ensure an even distribution with regard to the population and maximum availability and efficiency. During 1965 they attended one hundred and seventy-three domiciliary cases. All midwives are trained to use gas and air apparatus and each has her own. In one hundred and sixty-nine cases, a doctor had been booked.

Each midwife is responsible for the area in which she resides. Relief is effected by midwives in adjoining areas taking over from each other for rest day and holiday periods. Midwives who have cars are available as reliefs in other districts when they are on "stand by" duty. The number of midwives employed does not permit a night relief midwife to be appointed specifically for that duty.

Care of Premature Infants.

The following table details the number of premature infants born in the County Borough Area during the year.

Premature Births.

<i>Notified from</i>	<i>Number</i>	
	<i>Live</i>	<i>Still</i>
Hospital	78	17
Home	10	2
Private Nursing Home	Nil.	Nil.

PREMATURE LIVE BIRTHS—1965													
	Born in hospital				Born at home				Transferred to hospital on or before 28th day				Premature Stillbirths
	Born in hospital				Nursed entirely at home or in a nursing home				Total Births				Born
	Died				Died				Died				Born
	within 24 hrs. of birth	in 1 and under 7 days	in 7 and under 28 days	Total Births	within 24 hrs. of birth	in 1 and under 7 days	in 7 and under 28 days	Total Births	within 24 hrs. of birth	in 1 and under 7 days	in 7 and under 28 days	Total Births	
2 lb. 3 ozs. or less (1000 gms. or less)	2	1	1	—	—	—	—	—	—	—	—	3	—
Over 2 lb. 3 ozs. up to and including 3 lb. 4 ozs. (1001-1500 gms.)	7	2	1	—	—	—	—	—	—	—	—	5	—
Over 3 lb. 4 ozs. up to and including 4 lb. 6 ozs. (1501-2000 gms.)	14	—	1	—	—	—	—	—	1	—	—	4	2
Over 4 lb. 6 ozs. up to and including 4 lb. 15 ozs. (2001-2250 gms.)	20	—	1	—	2	—	—	2	—	—	—	1	—
Over 4 lb. 15 ozs. up to and including 5 lb. 8 ozs. (2251-2500 gms.)	35	—	1	—	8	—	—	8	—	—	—	4	—
Total	78	3	5	—	10	—	—	7	1	—	—	17	2

INFANT MORTALITY-1965.

Nett Deaths under One year from Stated Causes

CAUSE OF DEATH	Under 24 hours		Under 1 Week		1 Week to 1 month		1 month to 3 month		3 months to 6 months		6 months to 12 m'ths.		Total	
	M	F	M	F	M	F	M	F	M	F	M	F	M	F
All Causes	2	3	2	5	1	1	-	1	2	-	-	-	7	10
Premature Birth	2	3	-	4	-	-	-	-	-	-	-	-	2	7
Pneumonia	-	-	1	-	-	-	-	1	1	-	-	-	2	1
Bronchiolitis	-	-	-	-	-	-	-	-	1	-	-	-	1	-
Congenital Abnormalities	-	-	-	1	-	-	-	-	-	-	-	-	1	2
Subarachnoid Haemorrhage	-	-	1	-	-	-	-	-	-	-	-	-	1	-
TOTAL ..	5	7	2	1	2	2	1	1	2	-	-	-	17	17

ST. TYDFIL'S HOSPITAL AND GWAUNFARREN MATERNITY HOME

One thousand and sixty-seven births took place in hospitals in 1965 of which 905 were to mothers from the County Borough Area. Priority for admission was given to Primipara cases with obstetrical difficulties and secondly to cases where home conditions anticipated were not satisfactory.

Hospital Deliveries :

Total number of Births	1067
Total number of Stillbirths	27
Maternal Deaths	Nil.

The following are details of premature infants born in hospital during 1965.

Total Live Premature Births	78
No. died within 24 hours	3
Died from 1-7 days	5
Number survived 28 days	70
Total Premature Stillbirths	17

PUERPERAL PYREXIA.

There were no cases of Puerperal Pyrexia notified during the year.

OPHTHALMIA NEONATORUM.

No cases of Ophthalmia Neonatorum was notified during the year.

M. & C. W. DENTAL REPORT FOR 1965.

There has been a drop in the numbers of mothers attending the clinic although the Treharris clinic still commands the majority of the attendances, possibly because of its geographical position, and partly because the dental clinic is held on the same day as the M. & C. W. clinic. There is no doubt this does act as an incentive to the mothers to see the dentist the same day as the doctor.

In the more central area of the Borough, the mothers are using the hospital and general medical services more and consequently do not avail themselves of the Authority's services, as much as they used to do. It is earnestly desired that they ought to avail themselves of the Authority's dental service, but as long as they are getting treatment for their classification, from one source or the other then the object is being achieved.

Of the mothers attending the clinic, there is a marked improvement in their dental health as compared with that of ten years ago, and consequently by deduction from these cases, there must be a lessening of the need.

Because of the splitting of the service to cater for the various branch clinics, a portion of each session has to be set aside for these classes, more so than if the service were to be provided in the central clinic, as used to happen, but this is unavoidable.

The children's attendances have gone down a little, but this does not give cause for concern, as their dental condition is improving as evidenced by their condition as seen at their first school dental inspection at 5 years. Their condition is very good on the whole.

There is no doubt that the mothers are becoming more dentally conscious for their infants and they are constantly asking for and taking advice as given by the department, and by the Health Visitors particularly, who are helping a lot in this field. But this hidden work cannot be represented as so many sessions.

A new clinic was opened at Gurnos during October, but no mothers have attended yet, though a few infants have.

The department with the co-operation of the Health Visitors took part in a national survey into the incidence of dental decay in young infants. It was organised through the Society of Medical Officers of Health, and Liverpool University Dental School.

In July the department received a visit from the representatives of the Welsh Board of Health, and their report is under consideration by the Authority. There is room for improvement, but with developments taking place, this must take place and time in the general pattern of development.

The statistics for the annual Ministerial return are appended herewith.

F. S. BAGULEY.

Chief Dental Officer.

DETAILS OF DENTAL TREATMENT—1965

41

Dental Treatment—Cases Treated.

	<i>Examined</i>	<i>Number of Persons who Com- enced Treatment During Year</i>	<i>Number of Courses of Treatment Completed During Year</i>
Expectant and Nursing Mothers	23	20	19
Children Under Five	232	212	202

Forms of Treatment Received.

	<i>Extrac- tions</i>	<i>Gen. Anaesthetics</i>	<i>Fillings</i>	<i>Scalings and Gum treat- ment</i>	<i>Silver Nitrate treat- ment</i>	<i>Radio- graphs</i>	<i>Dentures provided</i>	
							<i>Full Upper or Lower</i>	<i>Partial Upper or Lower</i>
Expectant and Nursing Mothers	39	18	6	5	—	—	10	3
Children under five	308	203	9	2	—	—	—	—

Welfare Foods

On 28th June, 1954, the Local Authority took over responsibility for the distribution and sale of Welfare Foods within the County Borough from the Ministry of Food. A Welfare Foods Officer and one assistant were appointed and during 1965 the following foods were sold at the various Clinics throughout the Borough :—

National Dried Milk	11,879 tins
Cod Liver Oil	860 bottles
Vitamins A and D	344 packets
Orange Juice	7,173 bottles

Distribution takes place at the various Clinics at the following times :—

<i>Dowlais Clinic</i>	..	Tuesday Afternoon
<i>Gurnos Clinic</i>	..	Thursday Afternoon
<i>Merthyr Clinic</i>	..	Wednesday } { Morning and Friday } { Afternoon
		Saturday Morning
<i>Troedyrhiw Clinic</i>	..	Monday Afternoon
<i>Aberfan Clinic</i>	..	Monday Morning
		Tuesday Morning
<i>Treharris Clinic</i>	..	Thursday Morning & Afternoon

BOARDING-OUT OF CHILDREN.

The undermentioned particulars here are supplied by the Children's Officer :—

Children Boarded-out as on the 31st of March, 1965.

1.	Merthyr children boarded-out in Merthyr	35
2.	Children boarded-out in Merthyr by other Authorities	2
3.	Children supervised under Child Life Protection provisions and Part IV of the Adoption Act	1

PART 4.

The Incidence and Control of Infectious and Other Diseases

INFECTIOUS DISEASES

44

WARD DISTRIBUTION OF NOTIFICATIONS RECEIVED-1965

DISEASE	Scarlet Fever	Diphtheria	Whooping Cough	Measles	Puerperal Pyrexia	Sonne Infection and Dysentery	Polio-myelitis	Salmonella Infections etc.	Ophthalmia Neonatorum	Gastro-Enteritis	Dysentery	Meningitis	Pulmonary Tuberculosis	Non-Pulmonary Tuberculosis	Pneumonia	TOTAL
DOWLAIS ..	2	1	1	17	1	1	1	1	1	1	1	1	1	1	1	20
PENYDARREN ..	4	1	1	12	1	1	1	1	1	1	1	1	1	1	1	16
PARK ..	4	1	1	18	1	1	1	1	1	1	1	1	2	1	1	25
CYFARTHFA ..	4	1	1	7	1	3	1	1	1	1	1	1	2	1	1	18
TOWN ..	5	1	1	19	1	1	1	1	1	1	1	1	3	1	1	28
PLYMOUTH ..	1	1	1	11	1	8	1	1	1	1	1	1	2	1	1	22
MERTHYR VALE ..	1	1	1	6	1	8	1	1	1	1	1	1	1	1	1	16
TREHARRIS ..	1	1	1	1	1	1	1	1	1	1	1	1	1	1	1	1
TOTAL ..	19	1	1	90	1	20	1	1	1	3	1	1	11	1	1	145

(Uncorrected Notification Totals stated).

Diphtheria/Tetanus Immunisation.

In order to assess the effectiveness of personal contact in encouraging parents to have their children immunised against Diphtheria/Tetanus, a Pilot Scheme on a small scale was initiated by Dr. J. N. Bodger towards the end of 1962 at Dowlais Clinic. The technique used was to interview by appointment in the Clinic, the parents of children entering school who had not been or were incompletely immunised. The information as to their immunity state was readily obtained from the School Entrants Medical Proforma completed by the parent. It would appear that this is an excellent method to "fill the gaps" in order to ensure as full an immunisation programme as possible. There has been a noticeable increase in Primary and Reinforcing immunisation of children of the early school ages.

Parents are encouraged to make full use of the Immunisation Procedures available and each parent is fully informed personally by the Medical Officers of the benefits of immunisation against Tetanus as this is of particular importance. It should be reiterated that the question of :

(a) a Permanent Record of Tetanus Toxoid administration, and

(b) adequate interchange of information between Casualty Departments and Local Health Authority Clinics,

is a matter of urgency.

The table overleaf gives details of Diphtheria Immunisation carried out during 1965 and it should be pointed out that almost without exception the primary immunisations included that against Tetanus and in the case of infants a triple antigen to include protection against Pertussis was invariably used.

DIPHTHERIA IMMUNISATION - 1965

The following table gives the numbers of children in the various age groups who were immunised against Diphtheria up to the end of 1965.

	CHILDREN BORN IN YEARS:—						Total
	1965	1964	1963	1962	1958-61	Others Under 16 yrs.	
Number of children who completed a full course of Primary Immunisation during 1965	425	339	50	30	71	—	915
Number of children who received a Secondary (Reinforcing) Injection during 1965	—	—	—	10	446	—	456

DIPHTHERIA

The number of cases of Diphtheria notified	..	Nil.
Number of deaths	Nil.
Death Rate	Nil.

During the year 1965, no notifications of Diphtheria were received.

No deaths occurred during 1965.

SCARLET FEVER

Number of cases for the year 1965	20
Number of deaths	Nil.

The twenty cases notified were nursed at home. The disease continues to be mild in type.

MEASLES

Number of cases for the year 1965	90
Number of deaths	Nil.

ACUTE POLIOMYELITIS

No case of Poliomyelitis was notified during the year.

GASTRITIS, DIARRHOEA AND ENTERITIS

There were five deaths from Diarrhoea, Gastritis and Enteritis during the year. Three cases were notified.

CHICKEN POX

Chickenpox was not notifiable during the year, and we have no knowledge of the number of cases that occurred.

SMALL-POX

No case of Small Pox was notified during the year.

TUBERCULOSIS

In 1965, nine deaths—seven males and two females—occurred from Pulmonary Tuberculosis. This represents a Death Rate of 155 per million population. An additional two males died from Non-Pulmonary Tuberculosis.

The deaths recorded in sex and age groups were as follows :

	0-4	5-14	15-44	45-64	65-74	Over 75
Males ..	—	—	1	1	2	3
Females ..	—	—	—	1	—	1

The Health Visitors of the Local Authority also carry out the duties of Tuberculosis Visitors and during 1965 they made sixty-two visits to T.B. patients at their own homes. Much valuable co-operating is afforded by the Chest Clinic and the nurses are able to discuss specific cases with the Chest Physician's Medical and Nursing Staff. The District Nurses also participate in the treatment of T.B. patients at home who are either awaiting admission to Sanatoria or have been discharged therefrom.

NOTIFICATIONS

Total number of Notifications :

Pulmonary	11
Non-Pulmonary	1

Notification Rates (Per Thousand Population) :

Pulmonary	0.19
Non-Pulmonary	0.02

DEATHS

Total number of Deaths	11
Pulmonary :	
Males	7
Females	2
Non-Pulmonary :	
Males	2
Females	—
Death Rate (all forms)	189.5

B.C.G. VACCINATION

During the 1962-1963 School Year the first comprehensive Tuberculin Testing and B.C.G. Vaccination Scheme was completed.

It was mentioned in the 1962 report that the School Medical Services were inaugurating an Annual T.B. Skin testing Scheme for consenting pupils with B.C.G. Vaccination on attaining thirteen years of age. A pilot scheme was carried out in 1962 and in the light of experience gained it was decided that different types of school should be surveyed in different terms of the School Year in order to disturb the school work as little as possible. Thus Junior Schools were tested during Autumn Term so as not to interfere with the 11 + Examination, and Grammar Schools were visited at the end of the Summer Term after the GCE and Sessional Examinations had been completed. Secondary Modern Schools could then be conveniently fitted into the Spring Term and as there are a number of Combined Junior Mixed and Infants' Schools in the Borough, all Infants Schools were done during the Autumn Term.

The following are details of the Skin Testing and B.C.G. Vaccination carried out during the school year 1964-65:—

Schools	Reaction					Rec'd. B.C.G.	Rec'd. X-Ray	Positive Reactors Previously B.C.G.'d.
	—	+	++	+++	++++			
Jnr. Mixed & Infants	2049	193	15	3	1	32	—	102
Sec. Modern ..	831	240	21	5	4	360	—	153
Grammar ..	503	477	24	2	3	335	—	451
Others ..	—	—	—	—	—	—	—	—
	3383	910	60	10	8	727	—	706

COLOUR VISION SCREENING

The inclusion of colour vision testing in the school medical inspection, was introduced in the Christmas term of 1960, so that school leavers of Secondary Modern and Grammar Schools were screened. In view of the small number of girls who possess a colour vision defect, boys only were thus examined.

Testing was done by the use of the Ishihara Colour Vision Testing Plates and only those possessing an obvious defect, e.g., 9 correct answers or so out of 15, were informed of the adverse result. Error in reading one or two plates was ignored.

The findings were average in that between 7-8% of those examined were found to be defective and the defects in all cases was of the red-green type.

An Edridge-Green Colour Perception Lamp is installed at the Hollies Clinic. It is of value in measuring the severity and conforming the type of defect, after screening by the Ishihara method, thereby enabling sound advice to be given with regard to future employment.

It was found that over half of those told of their defect were quite unaware of it, while the others had either suspected it or knew of it, following entrance medical examinations of one sort or another.

DEFECTIVE HEARING

Plans directed towards the ascertainment of defective hearing in school and pre-school children, were adopted in 1960-1961. Two School Medical Officers and two health visitor/school nurses in turn, had undergone the courses at the Department of Education of the Deaf at Manchester University, and equipment considered essential for screening purposes was purchased, including an Amphiox Pure-tone Audiometer, Model 70. A soundproof clinic was completed during 1960. In addition, it should be pointed out that we enjoy the full co-operation of our E.N.T. Surgeon.

In the Christmas term 1960, a small Pilot Audiometric Survey of school-entrants was decided on and carried out at three schools, in which 67 children were tested. These schools were chosen as being the most suitable in the Borough, having a room available with minimal background noise ranging from 20-30 decibels, as measured by a Sound Level Indicator, Type 1408 (Dawe). Of these 67 children 10 were retested under more suitable conditions at the School Clinic and of these, 3 were referred to the E.N.T. Surgeon. It is significant to note that these 3 children (who were not school entrants, being in fact 7 years of age) were sent for testing by the schoolteachers, as they had suspected a hearing defect and had suitably placed them in class.

The testing was carried out jointly by two school medical officers and with the limited time available, it was necessary to spread out the work over five weeks in one or two hour sessions. It is unquestionably time-consuming and exacting work. Much useful first-hand practical experience was gained in this pilot study, which also served to outline clearly the main features of a screening programme.

As a result the following policy was implemented :

- (a) Ascertainment of all babies if possible, in the Infant Welfare Clinics, or at very least, those in an 'at risk' category.
- (b) Retesting of those 'at risk' on school entrance, rather than sweep-frequency schemes.
- (c) Audiometric testing after clinical examination of school children of any age, referred to the Clinic by the school doctor, family doctor, school nurse, teacher or parent.

Special consideration must be given to those children with chronic middle ear disease. Even though this condition is much less frequently encountered nowadays, it still occurs. The intermittent character of the deafness in such cases can be missed, so that repeated testing of this 'at risk' group is worthwhile. The introduction of a 'chronic otitis media' Register has much to commend it.

At the present time the number of children of school age who have a hearing defect sufficient to require attendance at a Special School, are as follows:—

Llandrindod Wells Schools for the Deaf .. 1

One child was issued with a hearing aid during 1965, making a total of 23 children of whom the Authority has records and are classified as partially deaf. A further five children in this category are suitably placed in their classrooms.

ERYSIPELAS

Number of Notifications received during the year	Nil.
Number of Deaths	Nil.

No notification of persons suffering from Erysipelas were received during the year.

BRONCHITIS

Number of Deaths	57
Bronchitis Death Rate (Per Million Population)	982

Forty-six of the deaths occurred amongst persons aged 65 years and over, and eleven in the 45-64 years age group. Of these, 45 were males and 12 were females.

WHOOPIING-COUGH

Number of deaths from Whooping Cough	Nil.
Number of cases notified to the Department and visited by Health Visitors	1
Whooping Cough Death Rate	Nil.

PNEUMONIA

Number of Notifications received during the year	Nil.
Number of Deaths from Pneumonia (all forms)	36
Pneumonia Death Rate (per Million Population)	620

VENERAL DISEASES

The facilities for diagnosis and treatment for the above conditions were transferred from Mardy Hospital to St. Tydfil's Hospital during 1960.

The Clinics are available at 3.30 p.m. for females on Tuesdays and for males on Thursdays at 5 p.m.

During the year seventeen new cases attended for treatment of which two were syphilis one was gonorrhoea and fourteen were other conditions.

Patients who attended the Clinic for the first time during 1965 came from the following areas :—

Merthyr Tydfil	9
Monmouthshire	1
Glamorganshire	6
Breconshire	1

Two new cases from the County Borough attended a clinic in Glamorganshire.

Syphilitic Diseases

Number of Deaths	Two.
--------------------------	------

SMALL POX VACCINATION

During the latter part of 1960, monthly Smallpox vaccination Sessions were commenced at all Infant Welfare Clinics in the County Borough.

Small Pox Vaccination 1965

<i>Age Group</i>	<i>Primary Vaccination</i>	<i>Revaccination</i>
Under 1 year ..	—	—
1 year ..	232	5
2-4 ..	33	—
5-14 ..	3	—
15 and over ..	—	—
TOTAL ..	268	5

The Small Pox outbreak in South Wales in early 1962 was responsible for a great percentage of the population being vaccinated. It is natural that since 1962 very few, other than infants born subsequently, feel that they are in need of vaccination which explains the low numbers recorded. In accordance with our vaccination and immunisation programme infants are usually vaccinated when approximately eighteen months of age.

HOME NURSING

The nurses operating this service continue to be very hard worked, although a much greater degree of co-operation seems apparent with the General Practitioners. I am sure the Doctors are fully aware of the amount of work that the District Nurses have to cope with and except in a very few isolated cases, they have gone to some length to relieve the Nurses if it is at all possible to do so. The table below gives details of the numbers of cases attended by the District Nurses during the year.

Total number of persons nursed during year	..	1433
Number of persons under 5 years on first visit	..	32
Number of persons over 65 years on first visit	..	698

HOME HELP SERVICE

During the year, two hundred and nine home helps were employed on a part-time basis, being a whole-time equivalent of forty-eight. They provided help in three hundred and eight cases.

The increase in the number of part-time home helps and the cases receiving such help was continued again this year and the demand for this service seems to be growing continuously. Each case is dealt with on its merits and the hours of work per week for the help are allocated accordingly. Provision of help is principally to the aged and infirm and it is given free to Old Age Pensioners. Other cases are charged in accordance with a pre-arranged scale depending upon the family income. The following tables show the numbers and type of cases and the numbers of home helps employed :—

Home Help Service—1965

	HOME HELP TO HOUSEHOLDS FOR PERSONS					
	Aged 65 or over on First Visit in 1965	AGED UNDER 65 ON FIRST VISIT IN 1965				TOTAL
		Chron.Sick & T'culosis	Mentally D'ordered	M'ternity	Others	
Number of Cases	279	19	2	2	6	308

Home Help Service—1957-1965

<i>Year</i>	<i>No. of cases where home help was provided.</i>	<i>No. of part- time home helps employed.</i>	<i>Wholetime equivalent.</i>
1957	23	15	—
1958	68	41	—
1959	92	53	10
1960	122	61	11
1961	152	80	11
1962	162	105	20
1963	223	138	25
1964	281	162	32
1965	308	209	48

MEDICAL EXAMINATION OF EMPLOYEES, STUDENTS, TEACHERS, ETC.

The following are details of medical examinations which were carried out by the Medical Officer of Health and Assistant Medical Officers during the year:—

College Students and Teaching Appointments	142
Omnibus Department	24
Fire Brigade	13
Town Hall & Education Dept. Candidates ..	72
Public Works Employees, etc.	73
Police Candidates	24
Superannuation	23
Miscellaneous	20
TOTAL	<u>391</u>

All the above received an X-Ray examination.

Four hundred and eight of those in the Omnibus, Town Hall, Education, Public Works, Architect's and Library Departments were examined for fitness to return to work after illness.

CHIROPODY SERVICES

In 1961, the Local Health Authority's approved scheme for Chiropody Services in the County Borough commenced in a room designed for this purpose as a part of the extension to the Hollies Clinic. Two Part-time Chiropodists are employed and the service is offered to the following categories:—

1. The aged.
2. Physically Handicapped persons.
3. Expectant Mothers and Schoolchildren.

One female Chiropodist is employed on a sessional basis at present in order to give treatment to aged persons in Local Authority Homes.

During 1965 the Chiropody Service continued to expand and is now a well-established and well patronised part of the Local Health Authority's facilities. The following are details of the treatment of patients during the year, almost all of them being aged persons:—

Treatments at the Chiropodists' Surgeries	1621
Treatments in own homes	285
Treatments at the Hollies Clinic	512
Treatments at Old People's Hostels	153
Total number of chiropody treatments in 1965	<u>2571</u>

LIAISON WITH HOSPITAL MANAGEMENT COMMITTEE

Liaison arrangements exist between the Local Health Authority, the Hospital Management Committee and the General Practitioners. This is particularly so in the admission of aged persons into hospital and the admission and discharge of Expectant Mothers to and from Maternity Hospitals. All children before and of school age receiving treatment in hospitals or out-patients Departments of the Management Committee are notified to the Local Health Authority and details of each case are sent for the information of the Assistant Medical Officers. Where necessary District Nurses attend children at home for extended treatment after discharge and follow-up examinations are carried out at the Infant Welfare or School Medical Clinics if required. A reciprocal arrangement exists should the Medical Officers wish to inform a General Practitioner of the condition of a child patient discovered at an Infant Welfare or School Medical Clinic.

POLIOMYELITIS VACCINATION

The following are details of Poliomyelitis vaccination carried out during 1965 as recorded in the annual return submitted to the Ministry :—

Year of Birth	1965	1964	1963	1962	1958/ 1961	Others Under 16 yrs.	Total
Primary Course	385	726	116	52	62	40	1381
Reinforcing Dose	—	—	—	—	818	—	818

PART 5.

Welfare, Mental Health, Ambulance and Other Allied Services

Year	Number of patients	Number of cases	Total number
1950	1,000	1,000	2,000
1951	1,100	1,100	2,200
1952	1,200	1,200	2,400
1953	1,300	1,300	2,600
1954	1,400	1,400	2,800
1955	1,500	1,500	3,000
1956	1,600	1,600	3,200
1957	1,700	1,700	3,400
1958	1,800	1,800	3,600
1959	1,900	1,900	3,800
1960	2,000	2,000	4,000
1961	2,100	2,100	4,200
1962	2,200	2,200	4,400
1963	2,300	2,300	4,600
1964	2,400	2,400	4,800
1965	2,500	2,500	5,000
1966	2,600	2,600	5,200
1967	2,700	2,700	5,400
1968	2,800	2,800	5,600
1969	2,900	2,900	5,800
1970	3,000	3,000	6,000

AMBULANCE SERVICES

The Ambulance Service is centralized at the Market Hall, Merthyr Tydfil and is under the direct control of the Medical Officer of Health, to whom an Ambulance Officer located at the Market Hall is responsible for the running and efficiency of the service. The remarks I made in previous years regarding the number of ambulances engaged upon conveying patients to various Out-Patients Departments in Cardiff still hold. However, Out-Patients Departments are now in operation at St. Tydfil's Hospital, and this has some effect upon the distances that patients are carried to such Departments. Appeals have been made to the General Practitioners to give sufficient notice so that all the patients can be put on one Ambulance instead of having say, three ambulances going at half-hourly intervals to various hospitals, each carrying one patient. These appeals, I feel sure, have not gone unheeded but still a great amount of running time is wasted by ambulances having to wait one or two hours at Cardiff until the patients are seen. This, of course, is common to most Authorities who send patients some distance to Treatment and Consultation Centres. As I have said in previous years, I would not expect preferential treatment for Merthyr patients so that they may be seen immediately on arrival and waiting time is thus minimal, but the fact remains that this system causes an unavoidable wastage of running-time and man hours. The following table shows a comparison of the Journeys, Patients carried and mileage for the years 1950 to 1965.

Ambulance Service ; Mileage ; Patients ;
Journeys, 1950-1965.

<i>Year</i>	<i>Total number of journeys</i>		<i>Number of Patients carried</i>		<i>Total mileage covered</i>	
1950	..	5926	..	10044	..	91831
1951	..	5853	..	12541	..	91835
1952	..	6359	..	14899	..	99419
1953	..	6582	..	16694	..	104548
1954	..	6924	..	18001	..	109527
1955	..	7407	..	24490	..	119882
1956	..	7602	..	25207	..	117699
1957	..	7509	..	24681	..	121587
1958	..	7490	..	24740	..	120543
1959	..	7659	..	23841	..	127814
1960	..	7470	..	23621	..	121620
1961	..	7784	..	23218	..	122485
1962	..	7378	..	23021	..	118640
1963	..	7280	..	22353	..	118207
1964	..	7121	..	23117	..	115853
1965	..	7821	..	26184	..	114444

ANALYSIS OF PATIENTS TRANSPORTED DURING THE YEAR 1965

59

Removed to :	St. Tydfil's	General Hospital	Mardy Isolation Hospital	Sandbrook House Hospital	Gwaunfarren	Cardiff Royal	Llandough	Church Village	Prince of Wales Hospital	Whitchurch Hospital	Sully Hospital	T.B. Clinic	Ministry of Pensions	St. Winifred	Morriston Hospital	Fedw Hir	St. David's Hospital	St. Lawrence's Hospital	Home	Glossop Terrace	Talgarth	Bridgend	Royal Gwent	Rookwood	Mountain Ash	Aberdare	Other Hospitals	Royal Hamadryad	TOTALS
Home	8756	982	109	1	1	455	18	50	216	68	61	175	103	2	5	1	60	13	10	7	15	28	1	4	27	72	37	23	11300
St. Tydfil's Hospital ..	274	387	3	3	974	37	1	1	9	14	3	5	8		3	12	7	24	8858	1	7	7			6	9			10641
General Hospital ..	256	244			17	23	6			24	6	5							895	2	2				4	4			1482
Mardy Isolation Hospital	154	101				4			1		7	187	4						122		1	2			1		2		586
Sandbrook Hospital ..	4	2								1									50										4
Gwaunfarren																													53
Cardiff Royal	18	15	3																484										520
Llandough Hospital ..		4																	19										23
East Glam.																			49										49
Prince of Wales Hospital	6		1																220										227
Whitchurch	14	24																	73										111
Sully Hospital	2	2	3																56										63
T.B. Clinic	5	5	187																177										374
Fedw Hir Hospital ..	4																		2										6
St. David's Hospital ..	3																		65										68
Other Hospitals ..	14	1	5																245								2		265
Factories	155	2																	33										192
Other Accidents ..	200																		20										220
	9591	1412	939	4	992	519	25	50	226	107	77	372	115	2	8	13	67	37	11378	8	17	39	1	4	28	79	51	23	26184

Mileage 1965—114444 miles.

Patients carried—26184

No. of Journeys—7821

Next, details of the patients per journey for the years 1950 to 1965 are given. I have not included the year 1949 because I feel that that year was not a typical one, the service having just started and not got into its stride. Its inclusion in the table would falsely exaggerate the trend in the Patients per journey factor. The average number of patients per journey has been maintained at three.

I also feel that it helps to substantiate my remarks that the co-operation and consideration of the General Practitioners is much greater.

Patients Carried per Journey, 1950-1965

<i>Year</i>	<i>Patients per Journey</i>
1950 ..	1.697
1951 ..	2.143
1952 ..	2.343
1953 ..	2.536
1954 ..	2.600
1955 ..	3.307
1956 ..	3.316
1957 ..	3.287
1958 ..	3.303
1959 ..	3.112
1960 ..	3.162
1961 ..	3.000
1962 ..	3.120
1963 ..	3.070
1964 ..	3.246
1965 ..	3.348

MENTAL HEALTH

The Local Authority is responsible for the control of the combined services of Community Care of the Mentally Handicapped and the initial proceedings for Psychiatric Treatment. The Local Authority has a special sub-committee of the Health Committee which deals with Mental Health Services. A part-time Consultant Psychiatrist who deals principally with school children, is available on the Staff for adult cases. However, all adults almost without exception, attend Psychiatric Outpatients Clinics at the Merthyr General Hospital at which a Consultant Psychiatrist employed by the Regional Hospital Board attends. With regard to children, in addition to the part-time Psychiatrist, the Local Education Authority employs a full-time Psychologist. Two of the Assistant Medical Officers are recognised by the Ministry of Education for the purposes of certification of children suffering from subnormality or severe subnormality under the provisions of the Mental Health Act, 1959. The Local Authority employs a full-time Senior Mental Welfare Officer and one Mental Welfare Officer.

Admission to Psychiatric Hospitals

HOSPITAL	Informal	Observ. (Sec. 25)	Treatment (Sec. 26)	Hosp. Order (Sec. 60)	Urgency Observ. (Sec. 29)	Probation Conditions C.I. Act 1948
Morganwg Hosp., Bridgend ..	68	—	4	2	33	—
Whitchurch Hosp. ..	2	—	—	—	—	—
Penyfal, Abergavenny	—	—	—	—	1	—
St. Cradocs, Newport	1	—	—	—	—	—
Midwales, Talgarth	—	—	—	1	—	—
Garth Angarad Dolegllau	—	—	—	1	—	—
Llanfrechfa Grange, Newport ..	1	—	—	—	—	—

i. Prevention Care. During the year, the co-operation of the Merthyr and Aberdare Hospital Management Committee has continued and full advantage has been taken of the facilities provided by the Psychiatric Clinic held weekly in the Out-Patients' Department of the Merthyr General Hospital. Patients were submitted by the General Practitioners directly or through the Mental Welfare Officer. Where physical handicap or other causes prevent attendance at the Hospital, the Psychiatrist has willingly agreed to visit the home. Regular contact and liaison between relatives and patients receiving hospital treatment is maintained by the Mental Welfare Officer. Discharged patients are constantly supervised by the Local Health Authority and trial periods of discharge are given in order that patients may gradually reorientate themselves and adapt themselves once more to home life. Where homes are unsuitable or not available, patients are discharged to Hostel Accommodation under Part III of the National Assistance Act.

ii. Subnormality and Severe Subnormality. There are four patients awaiting admission to Psychiatric Hospitals for the Sub-normal in respect of whom applications have been made to the Regional Psychiatrist.

Patients from the County Borough in Hospitals, 1965.

Hospital	Male			Female		
	Over 16	Under 16		Over 16	Under 16	
Hensol Castle, Pontyclun ..	13	..	—	10	..	—
Ely Hospital, Cardiff ..	6	..	3	—	..	2
Stoke Pk. Colony, Bristol ..	3	..	—	—	..	—
St. Mary's Convent, Roeh'mpton	—	..	—	1	..	—
Llanfrechfa Grange, Newport ..	3	..	—	6	..	—
Brynhyfryd, Welshpool ..	—	..	—	1	..	—
Llysmaldwyn Caersws ..	—	..	—	1	..	—

iii. *Mentally Handicapped in the Community.* The Local Authority is responsible for the supervision of patients on leave from Psychiatric Hospitals. Reports on the home conditions and supervision are carried out by the Mental Welfare Officers in co-operation with the Health Visitors. The number of patients under special supervision in 1965 together with the number of patients awaiting hospital care and on leave is as follows:—

	<i>Males</i>		<i>Females</i>	
	<i>Over 16</i>	<i>Under 16</i>	<i>Over 16</i>	<i>Under 16</i>
Awaiting admission to Institutions —	.. —	.. —	.. —
On leave —	.. —	.. —	.. —
Under supervision 49	.. 14	.. 44	.. 13
Sandbrook House —	.. —	.. 16	.. —

EDUCATIONAL PSYCHOLOGY SERVICE

Immediately after the last war, a comprehensive Child Psychology Service was set up as a part of the School Medical Service. The Local Authority employs an Educational Psychologist with a staff including a Speech Therapist and has the part-time services of a Psychiatrist. As an integral part of the School Medical Service, cases are constantly referred to and from the Child Guidance Clinic and the Health Visitors in their capacity as School Nurses have attended the Child Guidance Clinic from time to time to acquaint themselves with new cases and procedures. The following tables are taken from my School Medical Report for 1965 and show the various referral sources and the type of cases treated:

Referring Agencies

<i>Sources</i>	<i>Boys</i>	<i>Girls</i>	<i>Total</i>
Schools	21	5	26
Health Department ..	12	9	21
Parents	9	2	11
Paediatrician	6	1	7
General Practitioners ..	4	7	11
Thalidomide Society ..	—	1	1
Hospital Psychiatrist ..	1	1	2
Director of Education ..	9	4	13
Probation Officer	1	—	1
Children's Officer	1	—	1
Orthoptist	—	1	1
Youth Employment Officer	—	1	1
TOTALS ..	64	32	96

Reasons for Initial Referral

<i>Reasons</i>	<i>Boys</i>	<i>Girls</i>	<i>Total</i>
Speech Difficulties ..	10	5	15
Educational problems ..	26	10	36
Nervous or maladjusted ..	27	16	43
Mentally Handicapped ..	1	1	2
Totals ..	64	32	96

WELFARE SERVICES

The services provided have greatly contributed to the well-being of the Aged, Infirm and Handicapped, and are increasing year by year. With regard to the former, Residential accommodation is provided for 140 persons, as follows:—

Duffryn Taf	40 male	12 female
Pentrebach House ..	33 male	—
Pantyscallog House ..	—	15 female
Gurnos	21 male	19 female
	<u>94 male</u>	<u>46 female</u>

Temporary accommodation was provided in two instances at Duffryn Taf, Pentrebach House and Gurnos Home to enable the relatives who normally looked after the old persons to enjoy a short holiday.

The homes are mainly ideally situated in their own grounds and every endeavour is made to make them homes in the true sense of the word. The residents are not tied down by petty restrictions, but are allowed, within reason and ability, to come and go as they please, receive visitors regularly, go on holiday, etc. They have radio and television in each of the homes and everyone receives a weekly allowance of sweets or tobacco. Haircutting and chiropody services are provided as are all the other services which are generally supplied under the National Health Service Act. Friends and members of the public at large are encouraged to visit these homes and a great many of them take advantage of this.

REGISTER OF HANDICAPPED PERSONS—GENERAL CLASSES CLASSIFICATION

	<i>Male</i>	<i>Female</i>	<i>Total</i>
Amputations	6	2	8
Arthritis and Rheumatism	6	31	27
Congenital Malformations and Deformities ..	13	17	30
Disease of the Digestive and Genito-Urinary Systems; of the Heart or Circulatory Systems; of the Respiratory System (other than Tuberculosis) and of the skin	—	6	6
Injuries of the Head, Face, Neck, Thorax, Abdomen, Pelvis or Trunk. Injuries or Disease (other than Tuberculosis) of the upper and lower limbs and of the Spine	27	4	31
Organic Nervous Diseases	19	22	41
Neurosis	2	3	5
Tuberculosis—Respiratory	1	—	1
Tuberculosis—Non-Respiratory	2	—	2
Other diseases not mentioned above	2	—	2
Total	78	85	163

REGISTER OF HANDICAPPED PERSONS—GENERAL CLASSES GROUPING

	<i>Male</i>	<i>Female</i>	<i>Total</i>
Capable of work under ordinary industrial conditions	2	4	6
Incapable of work under ordinary industrial conditions but mobile and capable of work in sheltered workshops	6	3	9
Incapable of work under ordinary industrial conditions and insufficiently mobile for work in sheltered workshops but capable of work at home	14	15	29
Incapable or not available for work	46	61	107
Children under the age of 16 years whose needs are likely to be met under other enactments but for whom the local authority have a general responsibility under section 29 of the National Assistance Act, 1948	10	2	12
Total	78	85	163

REGISTER OF DEAF - With or Without Speech

65

		DEGREE OF DEAFNESS			DEGREE OF SPEECH			CAUSE	
		Total	Severe	Slight	Normal	Indistinct but Intelligible	Un-intelligible	Born	Acquired
Male	..	6	4	-	2	3	5	4	6
Female	..	8	1	-	2	2	5	2	7
TOTAL	..	14	5	-	4	5	10	6	13

(b) Section 29—Welfare of the Blind

The welfare of Blind persons is undertaken on an agency basis on behalf of the Council by the Merthyr Tydfil Institution for the Blind. The number of registered blind persons during the year was 221, which is a decrease of 4 since last year.

The blind population is grouped as follows:—

0-4	5-10	11-15	16-20	21-29	30-39	40-49	50-59	60-64	65-69
Nil	Nil	2	1	5	3	8	27	10	22
70 and over									
133									

Of the twenty-three persons employed in the workshops, three men work in the Basket Department, four men in the Brush Department, seven men in the Mat Department, and three women in the Hosiery Department. The Institute has the services of a Blind Organiser employed by the Royal National Institute. A total of six men employed are employed in sighted industry.

(c) Incidence of Blindness

During the year 1965, twenty-one persons were admitted to the Register of the Blind and 24 (including re-examinations) to the Register of the Partially Sighted on receipt of Form B.D.8.

Of the 21 blind cases, the causes were as follows: Cataract, 8 with 2 for treatment; Glaucoma, 6 with 2 for treatment; Retinal, 6 no treatment; Various, 1 no treatment. Total 21.

Total number of Forms B.D.8 received was 77.

PART 6.

Report of the Chief Public Health Inspector on Sanitary Inspection and Housing and The Inspection and Supervision of Food

SANITARY INSPECTIONS OF THE AREA

Of the Notices served, 316 were Statutory and 422 Informals.

Repairs carried out or nuisances abated :

1.	Number of houses repaired or made fit	143
2.	Provided with vertical damp courses	—
3.	Roofs repaired	119
4.	Floors repaired, ventilated, etc.	21
5.	Internal plasterings to walls and ceilings	63
6.	Windows repaired and made to open etc.	36
7.	Sash cords renewed	5
8.	Food stores repaired etc.	1
9.	Stairs and staircases repaired	9
10.	Skirting boards provided or repaired	10
11.	Doors repaired, rehung or renewed	37
12.	Firegrates repaired, reset or renewed	3
13.	Chimney stacks repaired	29
14.	Water service pipes repaired, renewed or provided	14
15.	New sinks provided or fitted	2
16.	External Walls repaired, cemented or rebuilt	49
17.	Ovens repaired or renewed	—
18.	Eaves gutters and rainwater pipes repaired or renewed	94
19.	Dangerous walls repaired	17
20.	Yards and passages repaired and paved	5
21.	Obstructed drains cleansed	167
22.	Yard gullies provided	2
23.	Drains repaired or reconstructed	32
24.	Inspection chamber covers renewed	1
25.	W.C. pans renewed	27
26.	W.C. cisterns repaired or renewed	30
27.	Soil pipes or ventilating shafts renewed or repaired	—
28.	Closet structures repaired or reconstructed	29
29.	Coal store provided, repaired etc.	1
30.	Animals improperly kept	7
31.	Smoke nuisances	6
32.	Accumulations	52
33.	Conversion of Closets to water closets	173
34.	Dustbins provided	10

INSPECTIONS

Inspections Made During the Year:

Housing Purchase Advances	253
Housing	1108
Council Houses	301
Mechanical Factories	169
Non-mechanical Factories	125
Bakehouses	197
Workplaces	108
Food Preparation Premises	590
Canteens	279
Fish Fryers	215
Inns, Public Houses, etc.	223
Milk and Dairies Regulations	334
Slaughterhouses and Meat Depots	333
Offensive Trades	30
Food Hawkers	124
Houses-Let-in-Lodgings	145
Common Lodging Houses	37
Infectious Diseases Investigated	23

Complaints received	887
Notices Issued	738
Clothing/Premises disinfected	66
Premises disinfested	296
Disinfestation on removal to Council Houses	412
Length of drain tested (in feet)	5369

OFFICES, SHOPS AND RAILWAY PREMISES ACT, 1963

Shops Act 1950:

In connection with this Act and the Young Persons (Employment) Act 1938, 527 visits of inspection etc. were made in order to ensure the records, hours of employment, etc. were correctly observed at shops, wholesalers and other premises where this Act is operative. A small number of minor infringements were noted but these were corrected on giving a verbal warning. Four written notices were issued for non-compliance.

The Offices, Shops and Railway Premises Act, came into force on 1st August, 1964. It is designed specifically to control environmental conditions in offices and shops and afford statutory standards for health, safety and welfare in such places of employment.

Below is a statistical analysis of the position at the end of the year:-

Registrations and general inspections:

	No. of premises Reg. during Year	Total No. of Reg. Premises	No. of Reg. Prems. receiving a Gen. Inspect'n during the year
Offices	5	140	5
Retail Shops ..	30	307	55
Wholesale Shops ..	1	16	3
Catering Establishments	—	39	10
Fuel Storage Depots	—	—	—
Total	36	502	83

Number of visits by Inspectors to Regulation Premises .. 286

Number of Notices served 83

Number of Contraventions of the Act 253

Analysis of persons employed in Regulation premises by workplace:

<i>Class of Workplace</i>	<i>No. of person employed</i>
Offices	791
Retail Shops	1486
Wholesale Shops	134
Catering Establishments ..	164
Canteens	—
Fuel Storage Depots	—
TOTAL	2575
TOTAL MALES	1025
TOTAL FEMALES ..	1550

Pharmacy and Poisons Act:

Forty-six premises are registered for the sale of Poisons listed in Part II of the Pharmacy and Poisons Act, 1933. 71 visits of inspection were made during the year and in all cases the Act was properly observed.

Refreshment Houses Act, 1870.

Twenty licenses of registration under this Act were issued by the Town Clerk's Department during the year.

Heating Appliances (Fireguards) Act.

All appliances inspected during the year were found to comply with this Act.

COMMON LODGING HOUSES

There is now only one common lodging-house in the County Borough and it was visited thirty-seven times during the year. The conditions generally may be said to be fairly satisfactory.

OFFENSIVE TRADES

There are 2 premises where offensive trades are carried on: fellmonger, 1; knackers, 1.

No complaints regarding these premises were received during the year. Thirty inspections were made during the year.

SCHOOLS

The sanitary condition of Schools is reported in the School Medical Report. The action taken in relation to the health of the scholars and for preventing the spread of infectious diseases is in conformity with the "Memorandum on Closure and Exclusion from School on account of Infectious Illness," 1956, issued conjointly by the Ministry of Health and the Ministry of Education.

CLOSET ACCOMMODATION

Thirty notices to repair or replace w.c. cisterns and twenty-seven notices to renew w.c. pans were served during the year. Two hundred and one notices were issued to repair dilapidated, defective and choked drains.

PROSECUTIONS 1965.

The following is a summary of Police Court Proceedings taken during 1965:—

<i>Nature of Offence and Act under which proceedings were taken</i>	<i>Initials of Defendant</i>	<i>Result</i>
Food & Drugs Act 1955 (Sec. 8)	F.J.	Fined £5
Ditto.	Messrs. M. Co.	Fined £5
Ditto.	Messrs. B.	Fined £2 plus £2.10.0d Costs
Food & Drugs Act 1955 (Sec. 2)	Messrs. C. & Son	Fined £6
Public Health Act 1936 (Secs. 93 & 94) ..	E.T.	Adjourned 56 days
Food & Drugs Act 1955 (Sec. 2(i))	Messrs. M. Ltd.	Fined £5 and £2
Ditto.	J.R.	Fined £3
Food Hygiene Regulations 1960 (Secs 1a and 1b)	Messrs. D. Ltd.	Fined £10
Food & Drugs Act 1955 (Sec. 8(i))	H.N.R.	Fined £5

PUBLIC CLEANSING

REFUSE COLLECTION.

The method of refuse collection is by means of mechanical transport, resulting in a twice weekly collection.

REFUSE DISPOSAL.

Refuse collected from the Town, Dowlais, Penydarren and Park Areas was deposited at Mountain Hare near Slip Road A.4060.

Refuse from the Lower valley areas—Abercanaid, Pentrebach, Troedyrhiw, Treharris, Quakers' Yard, Abercynon and Merthyr Vale, near Tycook Farm, Treharris.

STREET CLEANSING.

Road and streets throughout the Borough are cleansed each day by manual and mechanical brushing. Street gullies are emptied and cleansed by Automatic Gully Cleansers.

RENT ACT 1957.

Number of Applications for Certificates of Disrepair	..	3
Number of Certificates granted	3
Number of Certificates Cancelled	1
Number of Undertakings submitted and accepted	..	Nil.

CONVERSIONS TO WATERCLOSETS

In pursuance of the powers granted under Section 47 of the Public Health Act 1936, the Council agreed to commence this scheme throughout the borough whereby the local authority asked for tenders from local builders to carry out the specified works to properties that require conversions. During this year 130 conversions were carried out at various places within the Borough at a cost of £3,348. 5. 2d., fifty percent of which is recoverable from the owners of these properties.

HOUSING STATISTICS

1. Inspection of dwelling houses during the year:—

(1) (a) Total number of dwelling houses inspected for housing defects (under the Public Health or Housing Acts)	1662
(b) Number of inspections made for the purpose	1768
(2) (a) Number of dwelling houses (included under sub-head (1) above) which were inspected and recorded under the Housing (Consolidated) Regulations, 1925	211
(b) Number of inspections made for the purpose	242
(3) Number of dwelling houses found to be in a state so dangerous or injurious to health as to be unfit for human habitation ..	151
(4) Number of dwelling houses (exclusive of those referred to under the preceding sub-heads) found not to be in all respects reasonably fit for human habitation	271

2. Remedy of defects during the year without service of formal notices :

Number of defective dwelling houses rendered fit in consequence of informal action by the Local Authority or their officers	361
---	-----

3. Proceedings under the Public Health Acts:—

(1) Number of dwelling houses in respect of which notices were served requiring defects to be remedied	422
(2) Number of dwelling houses in which defects were remedied after service of formal notices:—	
(a) By owners	316
(b) By Local Authority in default of owners	—

4. Procedure under Section 17 of the Housing Act, 1957, and the Housing Subsidies Act, 1956:—

(1) Number of dwelling houses in respect of which Demolition Orders were made	32
(2) Number of dwelling houses demolished in pursuance of Demolition Orders	32
(3) Number of dwelling houses demolished as a result of informal action	—
(4) Number of houses closed in pursuance of an undertaking given by the owners	2
(5) Number of dwelling houses in respect of which Closing Orders were made	26
(6) Number of houses closed in pursuance of Closing Orders ..	26
(7) Number of Local Authority owned houses certified unfit ..	2
(8) Number of Local Authority owned houses demolished ..	—
(9) Number of houses closed under Section 18 of Housing Act, 1937	—

5. CLEARANCE AREA.

(1) Number of Clearance Areas declared	Nil.
(2) Number of houses declared unfit for human habitation in these areas	—
(3) Number of houses included by reason of bad arrangement ..	—
(4) Houses on land acquired under Sec.43(2) Housing Act, 1957 ..	—
(5) Number of families rehoused from clearance areas ..	—
(6) Number of houses demolished	—

HOUSE PURCHASE ADVANCES

The Council commenced House Purchase Advances in May, 1962, and during the financial year 1965/6 two hundred and ninety six were received. The total amount of money advanced for the approved applications was £277,480. Applications are dealt with initially by the Borough Treasurer's Department and each house is valued by an independent Valuer. A Public Health Inspector inspects the house and a list of the defects found is incorporated in the loan agreement so that the mortgagee can arrange for these to be remedied in the time specified. All applications are considered by an Officers Sub-committee which meets at frequent intervals and this Sub-committee reports its decisions to a Council Committee. The properties are re-inspected after the specified time has elapsed in order to ensure that the repairs clause of the agreement has been complied with.

1965 IMPROVEMENT GRANTS

Discretionary Grants.

During the year, 43 applications for Discretionary Grants were referred to the Department for observation. Each property was inspected, resulting in all applications being approved. At the end of the year 27 of these schemes had been completed, 4 were withdrawn. The approved grants for this year amounted to £7,908. 14. 0d.

	<i>Totals at end of 1964</i>	<i>During 1965</i>	<i>Totals at end of 1965</i>
No. applications approved	578	43	621
No. completed	143	27	170
No. temporarily withdrawn	40	4	44
Cost	£32,285/10/11	£7,908/14/-	£40,194/4/11

Standard Grants.

During the year, 53 applications for Standard Grants were referred to the Department for observation and all, after inspection of the properties involved, were approved. At the end of the year, 27 of these schemes had been completed.

The approved grants for this year amounted to £4664. 13s. 0d.

	<i>Totals at end of 1964</i>	<i>During 1965</i>	<i>Totals at end of 1965</i>
No. applications approved	326	53	379
No. completed	30	27	57
No. temporarily withdrawn	5	5	10
Cost	£10,279/0/3	£4,664/13/-	£14,943/13/3

HOUSING PROGRESS—1965.

Total number of houses in the County Borough	18889
Number of privately owned dwellings	14253
Number of houses owned by the Local Authority:			
Pre 1939	1357
Post 1945	3279
TOTAL	4636
Number of dwellings built during 1965 year ended 31st March 1966.			
Council	259

THE MEASUREMENT OF ATMOSPHERIC POLLUTION

There are at present three stations measuring atmospheric pollution within the County Borough area. These record the deposits of solid particles of combustion and Sulphur Dioxide on a monthly basis. They are situated on the roofs of the following premises:—

Station No. 1—Pantglas Sec. Modern School, Aberfan;

Station No. 2—College of Further Education, Ynysfach, Merthyr Tydfil;

Station No. 3—Treharris Public Works Yard.

In comparison with the monthly Summary of Observations issued by the Department of Scientific and Industrial Research in all towns throughout the country, the readings from our stations indicated is below the national average and compare very favourably with some of the cleanest stations. A daily Smoke and Sulphur Dioxide recording apparatus was set up periodically during the year at the Hollies Clinic and at other selected sites when considered necessary.

No action has been taken to date to promote the making of Smoke Control Areas. This does not mean that the Local Authority is complacent about these matters but regard should be given to the fact that virtually all the solid fuel burnt in this area is of low volatile content, indeed domestic coal supplied in the district contains 12–15% volatiles. Nevertheless, a By-law has been adopted which makes it obligatory for approved appliances to be fitted in all new installations and alterations. All new industrial installations, including incinerators, are notified to the Local Authority for prior approval.

SEWERAGE AND SEWAGE DISPOSAL IN THE RIVER TAFF-CATCHMENT AREA— ABERCYNON SEWAGE DISPOSAL WORKS

Every effort is being made by the Council to improve the Sewage Disposal System of this Borough with the result that our Consulting Engineers, Sir Humphrey and McDonald, have already prepared an outline scheme to construct a new trunk sewerage system from the lower end of the Borough and a Sewage Disposal plant at Abercynon. These proposals have been designed in such a manner as to be capable of being extended to meet the requirements of adjoining local authorities.

Therefore, frequent meetings have taken place with representatives of the Welsh Office, Ministry of Housing and Local Government, Glamorgan River Board and the Urban District Councils of Aberdare, Mountain Ash and Gelligaer. The latter Authorities have shown considerable interest and in order to show how far this project has advanced, I might add that consultations are now taking place among the Consulting Engineers of the participating authorities.

FACTORIES ACT, 1937 and 1948

78

INSPECTIONS FOR PURPOSES OF PROVISIONS AS TO HEALTH, INCLUDING INSPECTIONS MADE BY PUBLIC HEALTH INSPECTORS—1965.

Premises (1)	Number of			Number on Register
	Inspections (2)	Written Notices (3)	Occupiers Prosecuted (4)	
FACTORIES in which Secs. 1, 2, 3, 4 & 6 are enforced by Local Authority ..	125	4	Nil.	34
FACTORIES not included above in which Sec. 7 is enforced by Local Authority ..	169	7	Nil.	98
OTHER PREMISES in which Section 7 is enforced, but not including outworker's premises	21	6	Nil.	4
TOTAL ..	315	17	Nil.	136

DEFECTS FOUND

79

Particulars (1)	Number of Defects			Number of defects in respect of which Prosecutions were instituted (5)
	Found (2)	Remedied (3)	Referred by H.M. Inspector (4)	
Want of Cleanliness (Section 1)	4	4	—	—
Overcrowding (Section 2)	—	—	—	—
Unreasonable Temperature (Section 3)	—	—	—	—
Inadequate Ventilation (Section 4)	—	—	—	—
Ineffective Drainage of Floors (Section 6)	—	—	—	—
Insufficient	2	2	—	—
Sanitary Conveniences S.7 Unsuitable or Defective Not Separate for Sexes	7	7	—	—
Other Offences	1	1	—	—
	—	—	—	—
TOTAL	14	14	—	—

OUTWORK SECTIONS 110-111

80

Nature of Work (1)	No. of Outworkers	Instances (2)	Notices Served (3)	Prosecutions (4)
WEARING APPAREL :—				
Making, etc.	7	Nil.	Nil.	Nil.
Carding etc. of Buttons, etc.	35	Nil.	Nil.	Nil.
TOTAL ..	42	Nil.	Nil.	Nil.

MILK SUPPLY

On December 31st, 1965, there were 15 retail purveyors of milk in the County Borough.

MILK LICENCES

The following licences were issued during the year :—

To Produce Past. & T.T. Past. Milk	..	1
Dealers of Pasteurised Milk	2
Dealers of Sterilised Milk	2

Inspection of Dairies :—

During the year the Public Health Inspectors paid 334 visits of inspection to dairies and 1 notice was served under Milk and Dairies Orders and other Regulations in respect of dairies, and milk-shops.

BACTERIOLOGICAL EXAMINATION OF MILK

The following table details the results of the bacteriological examinations of all types of milk sampled in the County Borough during the year 1965.

<i>Grade of Milk</i>	<i>Num'r Tested</i>	<i>Numbers Passed</i>	<i>Failed Meth. Blue Test</i>	<i>Failed Phosphat. Test</i>
Pasteurised ..	45	45	Nil.	Nil.
T.T. (Past.) ..	12	12	Nil.	Nil.
Sterilized ..	7	7	Nil.	Nil.

MEAT REGULATIONS.

FOOD AND DRUGS ACTS.

The Regulations generally have been satisfactorily carried out during the year. The handling and transport of meat is observed in accordance with the above regulations and the Meat vans are protected in such a manner as to prevent contamination of the meat.

Notice of emergency slaughter continues to be given where necessary. The slaughter of pigs, for home consumption, is carried out at the cottagers' premises, prior notice being given in each case as to the place and time of slaughter.

All meat-carriers in the Borough are provided with and wear washable head-covering and overalls when carrying meat.

MEAT DEPOTS AND MEAT INSPECTION

Three hundred and thirty-three visits were made for the purpose of meat inspection by the Public Health Inspectors, who all possess the Certificate for the Inspection of Meat and Other Foods.

SLAUGHTER OF ANIMALS ACT, 1954

Thirteen slaughter-men were given licences during the year.

BACTERIOLOGICAL EXAMINATIONS

The following are details of bacteriological examinations carried out during the year in connection with food inspection and the prevention of food poisoning, etc. :-

Bacteriological Examination of Milk	64
Bacteriological Examination of Water	10
Bacteriological Examination of Ice-cream		9
Bacteriological Examination of Suspect Foodstuffs	..			Nil

WATER AND SEWAGE ANALYSIS

During 1965, twenty samples of water and sewage were taken for either bacteriological or chemical analysis.

<i>Sample</i>	<i>Examination</i>	<i>Satisfactory</i>	<i>Unsatisfactory</i>
Water from public water supply	Bacteriological	7	—
	Chemical	6	2
Water other than from public water supply	Bacteriological	—	2
	Chemical	3	2

There are approximately forty dwellings out of a total of over 18,500 premises, etc. in the County Borough Area, which by virtue of their inaccessibility or high-lying position are not connected to the public water supply. Regular visits are paid to these houses by the Public Health Inspectors. There are no stand pipes in the County Borough Area. No report of Plumbo-solvency was made during the year. Follow-up sampling of the two unsatisfactory chemical samples of water from the public water supply both proved satisfactory.

Twenty-three samples of sewage from sewage treatment plants were taken for chemical analysis.

PUBLIC SWIMMING BATHS

The Local Authority owns one indoor and two outdoor public baths. All have continuous filtration and any loss in bath water through filter washing is replaced from the public water supply. The outdoor baths at Pant and Edwardsville, Treharris, are open during the Summer months and have sand filters with Soda-Alum Coagulant and Marginal Chlorinators. The pumps of each plant are set to allow a six hourly turn-over of the bath water.

The indoor bath at Gwaunfarren, Merthyr is open all the year except for a short period in February when it is closed for annual plant overhaul. It also has sand filtration using a Soda-Alum coagulant, but chlorination is by the Break-point method. The plant has a four-hourly change over of water.

Each bath was sampled bacteriologically and chemically during the year and the results were satisfactory.

RETAIL FOOD SHOPS

The following are details of the numbers of food shops in the County Borough, sub-divided into various classes. It will be appreciated that there is a tendency for shops nowadays to sell all types and classes of goods instead of specialising in one particular commodity. Thus we find that many butchers sell tinned foods and grocers sell vegetables. In the sub-divisions, certain shops appear in more than one classification if their trade in each commodity is substantial. If, however, an insignificant trade is carried on in a type of commodity, it has been ignored.

Total number of shops concerned with the sale of							
foodstuffs	405
Number of parlour-type shops	160
Number of large and lock-up shops	245
Sub-division by main trades or commodities :							
Ice-cream vendors	100
Butchers	52
Small Goods Manufacturers	43
Restaurants and Cafes	24
Fried Fish Shops	17
Wet Fish Shops	10
Greengrocers	36
Bakers and Confectioners	36

During 1965, one thousand two hundred and twenty-five visits were made to all premises registered under the Act, which includes Food Preparation Premises and various canteens.

CONDEMNATION OF FOODSTUFFS

TINNED FOODS:

Apricots 10 tins : Asparagus 4 tins : Baked Beans 121 tins : Beans and Bacon 3 tins : Beef Suet 12 lbs. : Brisket of Beef 16 lbs. : Broth 1 tin : Butter Beans 3 tins : Carrots 8 tins : Cherries 4 tins : Chopped Ham 101 lbs. 1 oz. : Chopped Pork 45 lbs. : Cooked Ham 1,318 lbs. : Corned Beef 188 lbs. 10 ozs. : Cream 41 tins : Creamed Rice 80 tins : Evaporated Milk 9 tins : Fruit Salad 95 tins : Gooseberries 3 tins : Grapefruit 64 tins : Grapefruit Juice 4 tins : Hamburgers 1 tin : Irish Stew 31 tins : Jam 4 lbs. : Jellied Veal 64 lbs. : Lambs Tongue 2 lbs. 2 ozs. : Luncheon Meat 10 lbs. 6 ozs. : Marmalade 2 tins : Minced Pork 28 lbs. : Minced Beef Loaf $3\frac{1}{4}$ lbs. : Oranges 17 tins : Orange Juice 4 tins : Ox Tongue 26 lbs. : Peaches 151 tins : Pears 118 tins : Peas 104 tins : Pie Filling 121 lbs. : Pilchards 11 tins : Pineapples 162 tins : Pineapple Juice 1 tin : Plums 8 tins : Pork Luncheon Meat $9\frac{1}{2}$ lbs. : Pork Shoulder $45\frac{1}{4}$ lbs. : Pressed Ham 92 lbs. : Prunes 4 tins : Raspberries 16 tins : Ravioli 1 tin : Rhubarb 3 tins : Salmon 53 tins : Sardines 6 tins : Spam 12 lbs. : Sponge Pudding 1 tin : Soup 151 tins : Sowerbrant $12\frac{3}{4}$ lbs. : Stewed Steak 29 tins : Strawberries 4 tins : Tomatoes 874 tins : Tomato Juice 4 tins : Tongue 19 lbs. 2 ozs.

BOTTLED AND PRESERVED FOODS:

Apricots 1 bottle : Blackcurrants 1 jar : Beetroot 2 jars : Chicken Breast 1 jar : Jam 1 jar : Lemon Curd 2 jars : Milk 758 gallons : Pears 1 jar : Pineapple 2 jars : Salmon 1 jar : Vinegar 48 bottles.

FRUIT AND VEGETABLES:

Apples 60 cases : Bilberries 192 chips : Grapes 67 trays : Lettuces 180 : Oranges 26 boxes : Tomatoes 1,521 lbs.

PACKED FOODS:

Cheese 178 lbs. : Flour 140 lbs. : Sponge Mixture 1 pkt.

POULTRY, FISH AND FROZEN FOODS:

Chicken $36\frac{3}{4}$ lbs. : Fish 70 lbs. : Frozen fish, vegetables and meat valued at £38. 8. 2d : Sausage 6 lbs.

MEAT AND OFFAL:

Beef Hearts 17 lbs. : Beef Liver 12 lbs. : Beef tails 4 lbs. : Lamb 78 lbs. : Lamb 1 carcass 50 lbs. : Lambs lungs and spleen 24 lbs. : Ox hearts 4 lbs. : Ox hearts and lungs 80 lbs. : Ox melts and heads 80 lbs. : Ox plucks 84 lbs. : Pigs Plucks 48 lbs. : Pork $30\frac{1}{4}$ lbs. : Pork loins 10 lbs. : Skirts 82 lbs. : Steak $4\frac{1}{2}$ lbs. : Turkey 12 lbs.

FOOD AND DRUGS ACTS FERTILIZERS AND FEEDING STUFFS ACT

The following details of samples submitted under the above Acts have been supplied by the Public Analyst for the County Borough of Merthyr Tydfil, L.E. Coles, Esq., B.Pharm., Ph.D., F.P.S., F.R.I.C.

Food and Drugs Act:

1. FORMAL SAMPLES:

Beer	5	Marmalade	3
Butter	12	Milk	60
Cooking Fat	4	Mincemeat	2
Corn Oil	1	Mixed Fruit (dried)	1
Currants	1	Orange Drink	1
Gin	1	Raisins	1
Honey	1	Rum	1
Icecream	11	Sultanas	1
Jam	12	Vinegar	8
Jelly	1	Vodka	1
Lard	8	Whisky	1
Margarine	7		<u>144</u>

All the above samples were genuine.

2. INFORMAL SAMPLES:

<i>Commodity</i>	<i>Number Taken</i>	<i>Number Genuine</i>
Apples	3	3
Bacon (pre-packed)	5	5
Baked Beans	1	1
Baking Powder	2	2
Beef Loaf	1	1
Bicarbonate of Soda	3	3
Blancmange Powder	12	12
Cake Mixture	1	1
Cinnamon	3	3
Cheese Spread and Shrimp	1	1
Chicken and Ham Roll.. .. .	1	1
Christmas Pudding	1	1
Chow Mein (Dehydrated)	1	1
Cloves	1	1
Cochineal.. .. .	1	1
Coffee (ground)	1	1
Coffee and Chicory Essence.. .. .	1	1
Condensed Milk	1	1

2. INFORMAL SAMPLES (continued):

<i>Commodity</i>	<i>Number Taken</i>	<i>Number Genuine</i>
Colouring	1	1
Cornflour	2	2
Cream	1	1
Curry Powder	3	3
Currants	1	1
Custard Powder	5	5
Cut Peel	1	1
Dessert Powder	1	1

Drugs:

Aspirins	2	2
Aspirins (children's) ..	1	1
Anti-Germ Ointment ..	1	1
Back and Kidney Pills ..	1	1
Boracic Acid	1	1
Boracic Ointment.. ..	1	1
Betamethazone	1	1
Castor Oil	1	1
Camphorated Oil	1	1
Chilblain Ointment ..	1	1
Chocolate Laxative ..	1	1
Cod Liver Oil Emulsion	1	1
Cough Mixture	1	1
Cough Syrup	1	1
Compound Magnesia ..	1	1
Corn Paste	1	1
Dandruff Lotion	1	1
Epsom Salts	1	1
Glycerine, Lemon and Ipec.	1	1
Head and Stomach Pills	1	1
Health Salts	1	1
Hydrocortisone	1	1
Iodine Tincture	1	1
Multivitamin Pellets ..	1	1
Phenobarbitone Tablets	1	1
Rheumatism Tablets ..	1	1
Selenium Sulphide Suspension	1	1
Soluble Codeine Tablets	1	1
Sulphafurazole Tablets ..	1	1
Surgical Spirit B.P.C. ..	1	1
Syrup of Figs	1	1
Toothache Tincture ..	1	1
Vapour Rub	1	1
Vitamin Solution	1	1
Wintergreen Compound Ointment	1	1

2. INFORMAL SAMPLES (continued):

<i>Commodity</i>	<i>Number Taken</i>	<i>Number Genuine</i>
Fish Paste	4	4
Flavouring Essence ..	3	3
Ginger	3	3
Gravy Browning.. ..	1	1
Herbs (mixed)	2	2
Horseradish Sauce ..	1	1
Jelly	7	7
Instant Coffee	1	1
Lemonade	1	1
Lemon Curd	1	1
Lemon Pie Filling ..	4	4
Lentils	1	1
Margarine.. ..	2	2
Marmalade	1	1
Meat Paste	1	1
Milk	13	13
Milk Product	1	1
Milk Shake Product ..	1	1
Minced Beef with Onion and Gravy	1	1
Mint (dried)	3	3
Mixed Fruit (dried) ..	1	1
Mustard Powder.. ..	1	1
Nutmeg	3	3
Onions (canned)	1	1
Orange Drink (canned)	1	1
Parsley (dried)	3	3
Pears	1	1
Peas (dried)	1	1
Peanut Butter	1	1
Pepper	6	6
Pickling Spice	1	1
Pork Pies	3	3
Prawn Curry with Rice (dehydrated)	1	1
Raisins (seedless dried)	1	1
Raising Powder	1	1
Rice	2	2
Rice Pudding	1	1
Sage	4	4
Sausage	11	11
Sauternes (Spanish) ..	1	1
Semolina	1	1

2. INFORMAL SAMPLES (continued):

<i>Commodity</i>	<i>Number Taken</i>	<i>Number Genuine</i>
Shredded Beef Suet ..	9	9
Spice (mixed)	4	4
Spice (pickling)	1	1
Sponge Mixture	1	1
Soup Mix (dehydrated) ..	1	1
Steak and Kidney Pie ..	2	2
Sugar Confectionery ..	3	3
Sultanas	1	1
Tea	1	1
Tomatoes (fresh)	1	1
Tomato Piquante	1	1
Thyme	3	3
Thyme, Parsley and Marjoram	1	1
Vanilla Essence	1	1
Vinegar	2	2
Vitamin Health Drink ..	1	1
Wimberries (bottle) ..	1	1
Yoghurt	1	1
	<hr/> 224	<hr/> 224

FERTILIZERS AND FEEDINGS STUFFS ACT, 1926

Of the thirty samples taken informally under the Fertilizers and Feeding Stuffs Act 1926, twenty were Feeding Stuffs and ten were Fertilizers. The following are details of the analysis:—

	<i>Fertilizers</i>		<i>Feeding Stuffs</i>
(a) Number of Informal Samples taken	10	..	20
(b) Number reported as being satisfactory	10	..	20
(c) Number reported as being above the prescribed limit but not to the prejudice of the purchaser	Nil

INSPECTION OF PLACES WHERE FOOD IS PREPARED AND SOLD

ICE-CREAM. In the County Borough Area, there are six manufacturers of ice-cream, all of whom are also registered for the sale of ice-cream. In addition there are one hundred and twenty three retailers of ice-cream, making a total of one hundred and thirty-nine dealers in ice-cream. With the exception of a few small manufacturers who use the "cold mix" process, all manufacturers possess fully equipped dairies and the ice-cream is properly processed in accordance with the Ice-cream (Heat Treatment) Regulations, 1948. These dairies are regularly inspected by the Public Health Inspectors and a high standard of cleanliness is maintained.

RESTAURANT KITCHENS. Including licensed premises where food is prepared, there are 75 in the Borough, of which 18 are factory canteens, 38 school canteens and 2 colliery canteens.

FISH-FRYING AND CHIP POTATO SHOPS. There are 14 in the Borough, and these are regularly visited by the Public Health Inspectors, who report favourably as to their conditions and absence of nuisance.

BAKEHOUSES. Twelve premises were in use during the year. 197 visits were made during the year ; notices of repairs etc., were served. The conditions generally were satisfactory.

BUTCHERS. Small goods, including brawn, polonies, pies, faggots, etc., were prepared at 42 butchers' establishments. At the butchers' establishments the work is carried out in a special room, and electric power is available. All the premises are regularly visited by the Inspectors, and the conditions found to be satisfactory.

RODENT CONTROL REPORT FOR 1965

PREVENTION OF DAMAGE BY PESTS ACT 1949

In accordance with the above Act the work of Rodent Control was continued throughout the year.

Complaints from the Occupiers of 414 premises were investigated and treatment carried out where necessary. Several other infestations were discovered through investigations and inspections, these were dealt with accordingly.

In addition visits and inspections were carried out at Farms and Agricultural properties, also, the work of baiting and poisoning of sewers throughout the Borough has been continued.

The details of all work carried out during the year is as follows :—

1. TREATMENT OF SEWERS.

MAINTENANCE TREATMENT No. 35.

Dates of treatment .. 14th June to 9th July, 1965.

Number of manholes baited 889.

8 men were employed for this treatment-2 at each Corporation Depot.

504 lbs. of Ready-Mix Warfarin bait used for this treatment.

105 new Baiting Trays were installed prior to this Treatment.

As a point of interest a 4th Visit was made to all manholes showing 'bait take' during the 1st and 2nd checks and it was noted that the number of 'takes' dropped to more than half.

2. OTHER SURFACE AND SEWER DISINFESTATIONS.

Number of Complaints and investigations	89
---	----	----	----	----

Number of treatments and re-treatments	72
--	----	----	----	----

3. REFUSE TIPS.

All refuse tips in the Borough were visited and inspected regularly during the year and where infestations were found they were dealt with accordingly.

4. SURFACE DISINFESTATIONS.

The following table shows the work carried out during the year in connection with surface disinfestations :—

RODENT CONTROL
Report for the period January to December 1965.

		TYPE OF PROPERTY				
		Local Auth.	Dwelling Houses	B.P. and all oth.	Total	Agri- cultural
2.	No. of properties inspected as a result of notification ..	41	299	74	414	1
	No. found to be infested by :					
	Common rat Major ..	4	3	1	8	1
	Minor ..	12	119	50	181	—
	Ship rat .. Major ..	—	—	—	—	—
	Minor ..	—	—	—	—	—
	House mouse .. Major ..	1	6	4	11	—
	Minor ..	14	80	3	97	—
3.	No. of properties inspected as a result of Survey under Act ..	34	818	63	915	40
	No. found to be infested by :					
	Common rat .. Major ..	—	—	—	—	—
	Minor ..	2	42	—	44	—
	Ship rat .. Major ..	—	—	—	—	—
	Minor ..	—	—	—	—	—
	House mouse .. Major ..	—	5	—	5	—
	Minor ..	—	15	—	15	—
4.	No. of properties otherwise inspected	1	36	4	41	2
	No. found to be infested by :					
	Common rat .. Major ..	—	—	—	—	—
	Minor ..	1	7	2	10	—
	Ship rat .. Major ..	—	—	—	—	—
	Minor ..	—	—	—	—	—
	House mouse .. Major ..	—	—	—	—	—
	Minor ..	—	10	—	10	—
5.	Total inspections carried out including re-inspections ..	(76) 92	(1,153) 1,281	(141) 144	(1,370) 1,517	(43) 63
6.	No. of infested properties (2, 3 & 4) treated by L.A. ..	34	287	60	381	1
7.	Total treatments carried out— including re-treatments ..	43	378	86	507	1
8.	Block Control treatments ..	—	—	—	13	—

NOTE:— In addition to the work shown on the above table, the following Premises were "test baited" the results of which 'NO TAKES' were recorded:—

RATS — 115

MICE — 20

38 Complaints regarding Field Mice were received and dealt with during the year.


STATE OF NEW YORK
IN SENATE
JANUARY 1, 1901.

REPORT OF THE

COMMISSIONER OF THE LAND OFFICE

FOR THE YEAR 1900.

1	2	3	4	5	6	7	8	9	10	11	12	13	14	15	16	17	18	19	20	21	22	23	24	25	26	27	28	29	30	31	32	33	34	35	36	37	38	39	40	41	42	43	44	45	46	47	48	49	50	51	52	53	54	55	56	57	58	59	60	61	62	63	64	65	66	67	68	69	70	71	72	73	74	75	76	77	78	79	80	81	82	83	84	85	86	87	88	89	90	91	92	93	94	95	96	97	98	99	100	101	102	103	104	105	106	107	108	109	110	111	112	113	114	115	116	117	118	119	120	121	122	123	124	125	126	127	128	129	130	131	132	133	134	135	136	137	138	139	140	141	142	143	144	145	146	147	148	149	150	151	152	153	154	155	156	157	158	159	160	161	162	163	164	165	166	167	168	169	170	171	172	173	174	175	176	177	178	179	180	181	182	183	184	185	186	187	188	189	190	191	192	193	194	195	196	197	198	199	200	201	202	203	204	205	206	207	208	209	210	211	212	213	214	215	216	217	218	219	220	221	222	223	224	225	226	227	228	229	230	231	232	233	234	235	236	237	238	239	240	241	242	243	244	245	246	247	248	249	250	251	252	253	254	255	256	257	258	259	260	261	262	263	264	265	266	267	268	269	270	271	272	273	274	275	276	277	278	279	280	281	282	283	284	285	286	287	288	289	290	291	292	293	294	295	296	297	298	299	300	301	302	303	304	305	306	307	308	309	310	311	312	313	314	315	316	317	318	319	320	321	322	323	324	325	326	327	328	329	330	331	332	333	334	335	336	337	338	339	340	341	342	343	344	345	346	347	348	349	350	351	352	353	354	355	356	357	358	359	360	361	362	363	364	365	366	367	368	369	370	371	372	373	374	375	376	377	378	379	380	381	382	383	384	385	386	387	388	389	390	391	392	393	394	395	396	397	398	399	400	401	402	403	404	405	406	407	408	409	410	411	412	413	414	415	416	417	418	419	420	421	422	423	424	425	426	427	428	429	430	431	432	433	434	435	436	437	438	439	440	441	442	443	444	445	446	447	448	449	450	451	452	453	454	455	456	457	458	459	460	461	462	463	464	465	466	467	468	469	470	471	472	473	474	475	476	477	478	479	480	481	482	483	484	485	486	487	488	489	490	491	492	493	494	495	496	497	498	499	500	501	502	503	504	505	506	507	508	509	510	511	512	513	514	515	516	517	518	519	520	521	522	523	524	525	526	527	528	529	530	531	532	533	534	535	536	537	538	539	540	541	542	543	544	545	546	547	548	549	550	551	552	553	554	555	556	557	558	559	560	561	562	563	564	565	566	567	568	569	570	571	572	573	574	575	576	577	578	579	580	581	582	583	584	585	586	587	588	589	590	591	592	593	594	595	596	597	598	599	600	601	602	603	604	605	606	607	608	609	610	611	612	613	614	615	616	617	618	619	620	621	622	623	624	625	626	627	628	629	630	631	632	633	634	635	636	637	638	639	640	641	642	643	644	645	646	647	648	649	650	651	652	653	654	655	656	657	658	659	660	661	662	663	664	665	666	667	668	669	670	671	672	673	674	675	676	677	678	679	680	681	682	683	684	685	686	687	688	689	690	691	692	693	694	695	696	697	698	699	700	701	702	703	704	705	706	707	708	709	710	711	712	713	714	715	716	717	718	719	720	721	722	723	724	725	726	727	728	729	730	731	732	733	734	735	736	737	738	739	740	741	742	743	744	745	746	747	748	749	750	751	752	753	754	755	756	757	758	759	760	761	762	763	764	765	766	767	768	769	770	771	772	773	774	775	776	777	778	779	780	781	782	783	784	785	786	787	788	789	790	791	792	793	794	795	796	797	798	799	800	801	802	803	804	805	806	807	808	809	810	811	812	813	814	815	816	817	818	819	820	821	822	823	824	825	826	827	828	829	830	831	832	833	834	835	836	837	838	839	840	841	842	843	844	845	846	847	848	849	850	851	852	853	854	855	856	857	858	859	860	861	862	863	864	865	866	867	868	869	870	871	872	873	874	875	876	877	878	879	880	881	882	883	884	885	886	887	888	889	890	891	892	893	894	895	896	897	898	899	900	901	902	903	904	905	906	907	908	909	910	911	912	913	914	915	916	917	918	919	920	921	922	923	924	925	926	927	928	929	930	931	932	933	934	935	936	937	938	939	940	941	942	943	944	945	946	947	948	949	950	951	952	953	954	955	956	957	958	959	960	961	962	963	964	965	966	967	968	969	970	971	972	973	974	975	976	977	978	979	980	981	982	983	984	985	986	987	988	989	990	991	992	993	994	995	996	997	998	999	1000
---	---	---	---	---	---	---	---	---	----	----	----	----	----	----	----	----	----	----	----	----	----	----	----	----	----	----	----	----	----	----	----	----	----	----	----	----	----	----	----	----	----	----	----	----	----	----	----	----	----	----	----	----	----	----	----	----	----	----	----	----	----	----	----	----	----	----	----	----	----	----	----	----	----	----	----	----	----	----	----	----	----	----	----	----	----	----	----	----	----	----	----	----	----	----	----	----	----	----	-----	-----	-----	-----	-----	-----	-----	-----	-----	-----	-----	-----	-----	-----	-----	-----	-----	-----	-----	-----	-----	-----	-----	-----	-----	-----	-----	-----	-----	-----	-----	-----	-----	-----	-----	-----	-----	-----	-----	-----	-----	-----	-----	-----	-----	-----	-----	-----	-----	-----	-----	-----	-----	-----	-----	-----	-----	-----	-----	-----	-----	-----	-----	-----	-----	-----	-----	-----	-----	-----	-----	-----	-----	-----	-----	-----	-----	-----	-----	-----	-----	-----	-----	-----	-----	-----	-----	-----	-----	-----	-----	-----	-----	-----	-----	-----	-----	-----	-----	-----	-----	-----	-----	-----	-----	-----	-----	-----	-----	-----	-----	-----	-----	-----	-----	-----	-----	-----	-----	-----	-----	-----	-----	-----	-----	-----	-----	-----	-----	-----	-----	-----	-----	-----	-----	-----	-----	-----	-----	-----	-----	-----	-----	-----	-----	-----	-----	-----	-----	-----	-----	-----	-----	-----	-----	-----	-----	-----	-----	-----	-----	-----	-----	-----	-----	-----	-----	-----	-----	-----	-----	-----	-----	-----	-----	-----	-----	-----	-----	-----	-----	-----	-----	-----	-----	-----	-----	-----	-----	-----	-----	-----	-----	-----	-----	-----	-----	-----	-----	-----	-----	-----	-----	-----	-----	-----	-----	-----	-----	-----	-----	-----	-----	-----	-----	-----	-----	-----	-----	-----	-----	-----	-----	-----	-----	-----	-----	-----	-----	-----	-----	-----	-----	-----	-----	-----	-----	-----	-----	-----	-----	-----	-----	-----	-----	-----	-----	-----	-----	-----	-----	-----	-----	-----	-----	-----	-----	-----	-----	-----	-----	-----	-----	-----	-----	-----	-----	-----	-----	-----	-----	-----	-----	-----	-----	-----	-----	-----	-----	-----	-----	-----	-----	-----	-----	-----	-----	-----	-----	-----	-----	-----	-----	-----	-----	-----	-----	-----	-----	-----	-----	-----	-----	-----	-----	-----	-----	-----	-----	-----	-----	-----	-----	-----	-----	-----	-----	-----	-----	-----	-----	-----	-----	-----	-----	-----	-----	-----	-----	-----	-----	-----	-----	-----	-----	-----	-----	-----	-----	-----	-----	-----	-----	-----	-----	-----	-----	-----	-----	-----	-----	-----	-----	-----	-----	-----	-----	-----	-----	-----	-----	-----	-----	-----	-----	-----	-----	-----	-----	-----	-----	-----	-----	-----	-----	-----	-----	-----	-----	-----	-----	-----	-----	-----	-----	-----	-----	-----	-----	-----	-----	-----	-----	-----	-----	-----	-----	-----	-----	-----	-----	-----	-----	-----	-----	-----	-----	-----	-----	-----	-----	-----	-----	-----	-----	-----	-----	-----	-----	-----	-----	-----	-----	-----	-----	-----	-----	-----	-----	-----	-----	-----	-----	-----	-----	-----	-----	-----	-----	-----	-----	-----	-----	-----	-----	-----	-----	-----	-----	-----	-----	-----	-----	-----	-----	-----	-----	-----	-----	-----	-----	-----	-----	-----	-----	-----	-----	-----	-----	-----	-----	-----	-----	-----	-----	-----	-----	-----	-----	-----	-----	-----	-----	-----	-----	-----	-----	-----	-----	-----	-----	-----	-----	-----	-----	-----	-----	-----	-----	-----	-----	-----	-----	-----	-----	-----	-----	-----	-----	-----	-----	-----	-----	-----	-----	-----	-----	-----	-----	-----	-----	-----	-----	-----	-----	-----	-----	-----	-----	-----	-----	-----	-----	-----	-----	-----	-----	-----	-----	-----	-----	-----	-----	-----	-----	-----	-----	-----	-----	-----	-----	-----	-----	-----	-----	-----	-----	-----	-----	-----	-----	-----	-----	-----	-----	-----	-----	-----	-----	-----	-----	-----	-----	-----	-----	-----	-----	-----	-----	-----	-----	-----	-----	-----	-----	-----	-----	-----	-----	-----	-----	-----	-----	-----	-----	-----	-----	-----	-----	-----	-----	-----	-----	-----	-----	-----	-----	-----	-----	-----	-----	-----	-----	-----	-----	-----	-----	-----	-----	-----	-----	-----	-----	-----	-----	-----	-----	-----	-----	-----	-----	-----	-----	-----	-----	-----	-----	-----	-----	-----	-----	-----	-----	-----	-----	-----	-----	-----	-----	-----	-----	-----	-----	-----	-----	-----	-----	-----	-----	-----	-----	-----	-----	-----	-----	-----	-----	-----	-----	-----	-----	-----	-----	-----	-----	-----	-----	-----	-----	-----	-----	-----	-----	-----	-----	-----	-----	-----	-----	-----	-----	-----	-----	-----	-----	-----	-----	-----	-----	-----	-----	-----	-----	-----	-----	-----	-----	-----	-----	-----	-----	-----	-----	-----	-----	-----	-----	-----	-----	-----	-----	-----	-----	-----	-----	-----	-----	-----	-----	-----	-----	-----	-----	-----	-----	-----	-----	-----	-----	-----	-----	-----	-----	-----	-----	-----	-----	-----	-----	-----	-----	-----	-----	-----	-----	-----	-----	-----	-----	-----	-----	-----	-----	-----	-----	-----	-----	-----	-----	-----	-----	-----	-----	-----	-----	-----	-----	-----	-----	-----	-----	-----	-----	-----	-----	-----	-----	-----	-----	-----	-----	-----	-----	-----	-----	-----	-----	-----	-----	-----	-----	-----	-----	-----	-----	-----	-----	-----	-----	-----	-----	-----	-----	-----	-----	-----	-----	-----	-----	-----	-----	-----	-----	-----	-----	-----	-----	-----	-----	-----	-----	-----	-----	-----	-----	-----	-----	-----	-----	-----	-----	-----	-----	-----	-----	-----	-----	-----	-----	-----	-----	-----	-----	-----	-----	-----	-----	-----	-----	-----	-----	-----	-----	-----	-----	-----	-----	-----	-----	-----	-----	-----	-----	-----	-----	-----	-----	-----	-----	-----	-----	-----	-----	-----	-----	-----	-----	-----	-----	-----	-----	-----	-----	-----	-----	-----	-----	-----	-----	-----	------





Duplicate Set



County Borough of Merthyr Tydfil


1965

Annual Report

on

SCHOOL MEDICAL SERVICES

T. H. STEPHENS, M.B., CH.B., D.P.H., F.R.S.H.
Medical Officer of Health.





County Borough of Merthyr Tydfil

1965

Annual Report

on

SCHOOL MEDICAL SERVICES

T. H. STEPHENS, M.B., CH.B., D.P.H., F.R.S.H.
Medical Officer of Health.

INDEX

Accidents to School Children	22-24
Committees	4
Co-ordination of Services	15
Colour Vision Screening	25
Deaths of School Children	13
Defective Hearing	25-26
Dental Treatment	16-21
Diseases, Ear	10
Eye	10-11
Heart	12
Infectious	11
Lung	12
Skin	10-11
Following-Up	12
General Statistics	3
General Information	8
Introduction	7
Location of School Clinics	8
Maintenance and Repair of School Buildings	16
Meals and Milk, Provision of	15
Medical Inspections	9&15
Medical Treatment	13
Minor Ailments	9
Nose and Throat Complaints	10-11
Nursery School, Dowlais	27
Ophthalmic Work	14
Penoyre House School	14
Research	21
Rheumatism	12
School Psychiatrist's Report	29-31
School Psychologist's Report	32-41
School Building Maintenance	16
Speech Therapist's and Remedial Teacher's Report	42-44
Staff	5-6
Swimming Baths	13
Teachers and School Attendance Officers	12 14
Tuberculosis and BCG	28
Uncleanliness	13
Vision	10-12

COUNTY BOROUGH OF MERTHYR TYDFIL

GENERAL STATISTICS.-1965

Population (Registrar General Mid-year Estimate)	58,050
Population — 1961 Census	59,039
Birth Rate per Thousand Population	17.85
Death Rate per Thousand Population	13.87
No. of Deaths of Children of School Age during 1966 ..	Four
No. of Dwellings in County Borough on Rate Book ..	19,389
Rateable Value to March 1966	£1,327,566

COUNTY BOROUGH OF MERTHYR TYDFIL.

The Mayor : Alderman I. Davies, J.P.

The Deputy Mayor : Councillor T.J. Lloyd O.B.E.

EDUCATION COMMITTEE :

Chairman : Councillor T.J. Lloyd O.B.E.

Vice-Chairman : Councillor D. V. Williams

The Whole Council namely :

Aldermen D.J. Williams, S. Davies, Mrs. A. Evans, B. Watkins,
W. W. Herbert, D. R. Tudor and J. L. Williams.

Councillors W. Healy, M. Deasy, W.H. Jonathan, J. Reddy, D.M.
Jones, A. John, W.E. Jones, C.E. Webb, B.E.M., J.P.,
Mrs. G.D. Lambert, J.G. Davies, J.P., F. McCarthy,
C.G. Jones, G.M. Donovan, J. Handley, J.D. Hopkins,
C. Stanfield, J. Williams, B.E.M., Mrs. G.I. Williams,
O.B.E., M. McGinty, H.I. Williams, B.E.M., J.P., D.J.
Evans, S.G. Edwards with Four Nominated Representatives.

SPECIAL SERVICES COMMITTEE :

Chairman : Councillor Mrs. G. Lambert

Vice-Chairman : Councillor F. McCarthy

Aldermen D.J. Williams, W.W. Herbert, J.L. Williams.

Councillors W. Healy, D.M. Jones, C.E. Webb, J. Handley, Mrs.
G.I. Williams, A. John, T.J. Lloyd, C.G. Jones, M. McGinty
and D.J. Evans

with

The Mayor (Alderman I. Davies)
and Ex-Mayor (Alderman D.R. Tudor)
and Four Co-opted members.

Principal School Medical Officer :

T.H. Stephens, M.B., CH.B., D.P.H., F.R.S.H. (Until November, 1965)

R.M. Williams, M.B., B.CH., D.P.H. (From November, 1965)

School Medical Officers :

Monica Parry-Morton, B.SC., M.B., B.CH.

E. A. Marsden, M.B., B.CH.

Dilys Palmer, B.SC., M.B., CH.B., D.C.H. (Part-time).

Part-time Consultant Ophthalmic Surgeon :

G. Vine Cole, M.R.C.S., L.R.C.P., D.O.

Part-time Ear, Nose and Throat Specialist :

Alan Thomas, F.R.C.S. (Part-Year)

Part-time Paediatrician :

H. Coll, B.SC., M.R.C.P.(E).

Part-time Psychiatrist :

Gaynor N. Lacey, B.SC., M.B., CH.B., D.P.M.

Part-time Chest Physicians :

L. Erin, M.B., CH.B., D.T.D.

Dental Officers :

F. Baguley, L.D.S. (Senior)

G. N. Davies, B.D.S. (Part-time)

School Nurses :

A. L. Evans (a.b.c.)

E. J. Watkins (a.b.c.)

D. Jenkins (a.b.c.)

M. Jelleyman (a.b.c.d.e.)

C. Jones (a.b.)

A. Meredith (a.b.c.)

M. Jones (a.c.f.)

N. J. Sage (a.b.c.e.)

S. Jones (a.c.d.)

E. Killick (a.)

Dental Attendants :

P. James

A. Harris

Dental Technical :

L. Mytton

Nursery School Superintendent :

A. Morris

CHILD GUIDANCE CLINIC :

Psychologist :

Miss D. K. Wood, B.A., Dip. Ed., Dip. Ed. Psych.

Remedial Teacher :

J. Goode, Dip. Psych. Ch. (Part-Year)

Speech Therapist :

Mrs. M. Morgan, L.C.S.T. (Part-Year)

CLINIC CLERICAL STAFF :

Miss S. J. Lewis (Part-Year) Mrs. E. Thomas (Part-Year)

Miss G. Evans (Part-Year) Mrs. D. Vaughan

Mrs. J. Brill (Part-Year)

KEY :

- a. — State Registered Nurse.
- b. — State Certified Midwife.
- c. — Health Visitor's Certificate of the Royal Society of Health.
- d. — Registered Fever Nurse.
- e. — Queen's Nurse Certificate.
- f. — Central Midwives Board Examination Part I.

**The Annual Report on the School Medical Services of the County
Borough of Merthyr Tydfil for 1965 by the Principal
School Medical Officer.**

I have the honour to present my Annual Report on the School Medical Services for the year 1965 in accordance with Regulation 3 of the School Medical Services and Handicapped Children Regulations, 1953.

I should like to thank the members of my staff for their continued loyalty and hard work; the members of other Departments, Organisations associated with the School Medical Service; and the Members of the Education Committee for their sympathetic and valued consideration of the many and varied problems connected with the School Medical Service.

I am, Ladies and Gentlemen,

Your obedient servant,

T. H. STEPHENS,

Principal School Medical Officer.

GENERAL INFORMATION.

There are 38 Primary Schools in the Borough; 7 County Secondary Schools; 3 Secondary Grammar Schools; 1 Nursery School; and one Residential School for Delicate Children. The average numbers of pupils on the registers on January, 1966 were :

PRIMARY	5,958
COUNTY SECONDARY			1,806
GRAMMAR and TECHNICAL	..				1,976
NURSERY	30
Total			9,770

LOCATION OF SCHOOL CLINICS.

School Clinics are situated in the following places in the County Borough.

(a) DOWLAIS CLINIC :

Situated at the New Road, Dowlais. Serves the Dowlais and northern portion of Penydarren Wards.

(b) GURNOS CLINIC :

Situated on the Gurnos Housing Estate and serving both Galon Uchaf and Gurnos Estates. Has Dental Facilities.

(c) MERTHYR CLINIC :

Situated at the Hollies, Albert Street, Merthyr Tydfil. Has facilities for Dental and Specialist Clinics. Serves the central area of the County Borough that is, Town, Park and Cyfarthfa Wards and southern portion of Penydarren Ward.

(d) TROEDYRHIW CLINIC :

Glantaff House, Troedyrhiw. Has Dental Clinic. Provides facilities for Plymouth Ward, that is Abercanaid, Pentrebach and Troedyrhiw

(e) ABERFAN CLINIC :

Canonbie House, Aberfan. Serves Merthyr Vale Ward, that is Aberfan and Merthyr Vale and Mount Pleasant.

(f) TREHARRIS CLINIC :

New Clinic, Bargoed Terrace, Treharris. Has Dental Facilities. Open on Thursday for Treharris Ward, that is Treharris, Edwardsville and Quakers' Yard.

Medical Inspection :

The Defects noted at Medical Inspections by the School Medical Officers were as follows :-

					Periodic	Special	Total
SKIN	41	79	120
EYES:	Vision	122	46	168
	Squint	10	5	15
	Other	21	18	39
EARS:	Hearing	32	12	44
	Otitis Media	10	11	21
	Other	7	3	10
NOSE & THROAT	149	51	200
SPEECH	21	3	24
LYMPHATIC GLANDS	53	17	70
HEART	35	2	37
LUNGS	38	12	50
DEVELOPMENT:	Hernia	3	—	3
	Other	17	—	17
ORTHOPAEDIC:	Posture	4	—	4
	Flat Feet	9	7	16
	Other	22	—	22
NERVOUS SYSTEM:	Epilepsy	5	—	5
	Other	5	1	6
ABDOMEN	9	—	9
OTHER DEFECTS	24	41	65
PSYCHOLOGICAL:	Development	2	—	2
	Stability	2	—	2

Nose and Throat.

At periodic inspections, 149 children were found to be suffering from defects of the Nose and Throat requiring treatment and 51 were found at Special Inspections. Twenty-five received treatment for Adenoids and Chronic Tonsilitis and six for other Nose or Throat conditions, nearly all of this being hospital treatment by the Local Hospital Management Committee. Seven were treated for conditions of the ear.

Tuberculosis.

During the year no pupils were notified as suffering from Pulmonary Tuberculosis.

Skin Diseases.

At Periodic Inspections 41 children and at Special Inspections 79 children were found to be requiring treatment for skin defects.

Other Eye Diseases.

There were 19 cases found at Periodic Examinations and 18 cases at Special Examinations. These figures do not include those of squint, from which 10 children were found to be suffering at Periodic Examinations and 5 at Special Inspections.

Vision.

One hundred and twenty children at Periodic Inspections and 46 at Special Inspections were found to be suffering from defective vision, having errors of refraction amounting to 6/12 or less. They were submitted for re-refraction.

Ear Diseases.

At Periodic Inspections, 29 cases of Defective Hearing, 7 of Other Ear Diseases and 10 of Otitis Media were found. At Special Inspections, the numbers were 12 and 3 respectively, with an additional 11 cases of Otitis Media.

Orthopaedic Defects.

At Periodic Inspections, 4 Postural Defects, 9 cases of Foot Defects and 22 cases of Other Orthopaedic Defects were noted. At Special Inspections, 7 cases of Foot Defects were found.

Infectious Diseases.

The following are details of notifiable Infectious Diseases from which Schoolchildren suffered during the year:-

Scarlet Fever	13
Whooping Cough	—
Measles	38

Patients, and where necessary, contacts, were excluded from school for a specified period in accordance with the "Memorandum on Closure and Exclusion from School on Account of Infectious Illness 1956".

Nose and Throat Defects.

Two hundred and seventy-seven children suffering from nose or throat defects who were found to require treatment were examined at the School Clinics or referred to St. Tydfil's Hospital or Merthyr General Hospital for operative treatment.

Tuberculosis.

All suspected cases of tuberculosis are referred to the local Chest Physicians. The after care of cases is undertaken by the School Nurses who have intimate knowledge of, frequently visit the homes and if necessary act as liaison officers between the patients and the Assistance Board. (See B.C.G. Vaccination Page 28.

Skin Diseases.

Ten cases of Ringworm of the scalp were found to require treatment during the year.

External Eye Diseases.

There were 10 cases of external eye diseases treated during the year.

Vision.

One hundred and twenty-two children in the routine examinations and in the specials were noted as suffering from defective vision, excluding squint. There were 10 cases of squint in the routine and 5 in the specials. Spectacles were prescribed for 364 cases.

Heart Defects.

Thirty-five cases of defects of the Heart were found at Periodic Inspections and a further 2 were discovered at Special Inspections.

Lung Diseases.

At Periodic Inspections 38 cases and at Special Inspections, 12 cases of defects or diseases of the Lungs were discovered. These consisted mainly of cases of Bronchitis.

Rheumatism

During 1965 a total of 39 names were entered on the Rheumatic Register.

Other Defects.

Twenty-four cases which were classified as Other Defects or Diseases were found at Periodic Inspections and 41 were found at Special Inspections.

FOLLOWING - UP.

The following up of cases is considered to be of extreme importance by the School Medical Service. At all stages the importance is emphasised and it is fully justified and helps considerably in the successful treatment of the school child. Not only this, but in some cases the parents take greater interest in the child's complaint and also ensure that the School Medical Officers advice is being carried out at home. The usual procedure is for the parents to be notified of the defect or complaint when it is found to exist. This is shortly followed by a visit to the School Clinic, explanation and advice given, and the child

either referred to his or her own Doctor or treated at the School Clinics, whichever the Parent requests. The School Nurses afterwards follow up the cases during their frequent visits to schools and homes so that the progress of the child can be observed.

MEDICAL TREATMENT.

Uncleanliness.

In the survey of schools for uncleanly conditions, the nurses made a total of 38,056 examinations, and the number of children found unclean was 998. The average number of visits paid by each nurse was 27. No legal proceedings were instituted during the year, but in some instances, Public Health Inspectors visited the homes with the School Nurses, and use was made of the Inspector of Cruelty to Children.

DEATHS OF SCHOOL CHILDREN.

The following are details of the four deaths which occurred of children of school age during the year :-

- | | |
|------------------------|---|
| Male aged 5 years : | 1a. Cyanotic congenital heart disease. |
| | b. Single ventricle transposition of Aorta, abdominal situs inversus. |
| Female aged 11 years : | Status Epilepticus with Pyrexia leading to brain damage. |
| Male aged 13 years : | Cerebral haemorrhage and brain injuries due to fracture of the skull due to direct violence of great magnitude. |
| Male aged 9 years : | 1a. Cerebral Haemorrhage. |
| | b. Toxaemia. |

School Baths.

The Municipal Baths in the Park, Dowlais and Treharris Wards are open every fore-noon for the use of school children.

Co-operation with Parents.

The parents take an active interest in the school medical work. This is evidenced by the large number of appearances at the Clinics and at routine medical inspections at school.

Teachers, Attendance Officers and the Local
Officer of the N.S.P.C.C.

The Teachers, Attendance Officers and N.S.P.C.C. Inspector
have given their usual valuable services.

REPORT ON THE OPHTHALMIC WORK FOR THE
YEAR, 1965

Number of Refraction cases	277
Number of children for whom glasses were prescribed	364 *

PENOYRE RESIDENTIAL SCHOOL FOR DELICATE
CHILDREN.

This School was opened in 1953 as a joint project of Breconshire and Radnorshire County Councils and the County Borough of Merthyr Tydfil. It catered for approximately 60 resident children-boys from 7 years to 11 years and girls from 7 years to 16 years. Most Education Authorities in Wales took advantage of this School pupils coming from as far as Carmarthenshire and Pembrokeshire. A fall off in the number of pupils was noted over the past few years and finally on the advice of the Ministry it was reluctantly decided to close the school in 1965. Of the pupils then resident, most were found at the terminal Medical Inspection to be fit enough for discharge to their home schools and the few who still required surveillance were found places in other residential schools for delicate children.

During the twelve years it was open Penoyre School filled a very definite need in the School Medical Sphere and many children benefitted immeasurably from the facilities it offered. Its closure is perhaps a complimentary reflection on the high standards that the School Health Services in particular and the Medical Services in general have now attained.

* This figure includes those known to have had glasses by prescription from other sources i.e. General Practitioner etc.

CO-ORDINATION OF HEALTH SERVICES.

The Principal School Medical Officer is also the Medical Officer of Health so that the necessary co-ordination exists between the School Medical and Public Health Services in general. The School Medical Officers also hold the appointments of Assistant Medical Officers and the School Nurses devote half their time to Health Visiting.

PROVISION OF MEALS AND MILK TO SCHOOL CHILDREN DURING THE YEAR.

Total numbers of dinners served during the year	..	819,607
Total amount received from Parents or Guardians	...	£32,813
Approximate number of one third pint bottles of milk supplied to schoolchildren during year	1,223,020

SCOPE OF MEDICAL INSPECTION.

Age Groups	No. of Pupils inspected	Physical condition of pupils inspected			
		Satisfactory		Unsatisfactory	
		No.	%	No.	%
1961 and later ..	121	121	100	—	—
1960 ..	674	674	100	—	—
1959 ..	72	72	100	—	—
1958 ..	9	9	100	—	—
1957 ..	2	2	100	—	—
1956 ..	—	—	100	—	—
1955 ..	—	—	100	—	—
1954 ..	615	615	100	—	—
1953 ..	217	217	100	—	—
1952 ..	6	6	100	—	—
1951 ..	137	137	100	—	—
1950 & earlier ..	594	594	100	—	—
Total ..	2447	2447	100	—	—

Other Inspections :

Number of Special Inspections	..	421
Number of Re-Inspections	734
Total	<u>1,155</u>

SCHOOL BUILDING MAINTENANCE.

The following details have been submitted by Mr. K. W. Craven, Borough Architect, on the work carried out by his Department during 1965 in maintaining, renovating and altering various schools.

During 1965 major repairs or extensions were carried out at the following schools :-

County Grammar	Cyfarthfa Grammar
Edwardsville Junior Mixed	College of Further Education
St. Marys R.C.	Caedraw Junior Mixed
Troedyrhiw S.M.	

Urgent repairs and maintenance were carried out at all schools in the County Borough. The total amount spent on clinics and school buildings, repairs and maintenance during the financial year ended 31st March, 1966 was £67,542.

SCHOOL MEDICAL SERVICES,

DENTAL REPORT FOR 1965

There has been a slight improvement in the staffing situation this year. One part-time dental officer started in April, though he is now also in outside practice. This brings the strength up to the equivalent of two full-time dental officers. There have been no changes in the ancillary staff.

The new system of more elaborate documentation as required by the Ministry, for their annual return, has involved extra work although the staff have adapted themselves to the system fairly well. But it does mean that the old and new systems have to be used meantime in order to provide the Ministry and the Authority

with their new and old returns respectively, though the latter has been amended to try to form a compromise between the two in order to provide a suitable comparison between the past years and the future years. Even when this interim period is over, the Ministry return will still be too elaborate to present to the Authority, and consequently an amended and abridged form will be adopted for the monthly and annual returns for the Authority. It also makes it difficult to give a clear comparison with the previous years because of the different headings but every endeavour has been made to do this by totalling the various age groups, and by estimating for those cases where there used to be no such headings.

There has been a marked increase in the number inspected, in school, and a marked drop in the number of casuals, specials and emergencies. For the first time in four years, all schools including the grammar schools, have been inspected, and some schools have been inspected twice. This works out at once every nine months. This definitely indicates an improvement in many ways. It was noted in the grammar schools that there has been an increase in the number of children attending outside dentists. This figure is about 10% as compared with the local average of about 5%. This is highly commendable, as not only is it a help to the school service, but it also shows that these children have acquired a dental health consciousness which has been inculcated into them over the years. The dental health education is practised while the children are being inspected or treated, and as such this can hardly be accounted for as so many sessions for statistical purposes, but nevertheless it works.

Again this year, because of the usual crop of illnesses and inclement weather at the beginning and end of the year, both school and clinic attendances were badly affected, and several schools had to be re-inspected, and cancelled appointments remade. One school had to be re-inspected a third time, because at the second inspection a blizzard only just under an hour before the time of inspection, upset transport, and school attendance.

There was an increase in the numbers requiring and offered treatment, and those having their treatment completed, partly due to the increase in the number inspected, and the high acceptance rate. There was also an increase in the total number of attendances.

The ratio of permanent fillings to permanent extractions continues to rise, which is a good factor, though the number of temporary extractions has increased slightly, the number of permanent teeth extracted was less. The number of dentures supplied has also decreased. It is not possible to compare the number of 'other operations' as they have now been reclassified.

The appointments system continues to work well, especially in the case of further appointments, they are made personally on the spot. This does help to minimise wastage, but some inevitably does occur.

If there should be an increase in the number of dental officers then it will be necessary to have clerical assistance, in addition to an increase in the dental attendants. But this is not possible yet as the branch clinics even at only one session a week, are being worked 'dry', at the expense of the service being given at the central clinic. Until a new central clinic with two surgeries has been built, it is going to be difficult to meet the demands and equalise them between the various clinics. There is a limit in a small establishment to which branch clinics can be formed at the expense of the main one.

A new clinic has been opened on the Gurnos Estate, but in three months, practically all the children in school there have been seen and attended to. It would be inadvisable to get children from other areas to attend there, as the transport and time factors do not permit this; neither would it be advisable to reinspect these children just to keep the clinic going at one session per week, as this would mean these would be getting a better service than those elsewhere.

This position did arise some years ago at Troedyrhiw, with two sessions per week, but there it was solved by cutting down to one session per week. But until the educational developments have been completed in the Gurnos, the going will be difficult.

The position does not arise at Treharris, but when the large school population transfer takes place from there in 1967, the same state will arise there then.

The Chief Dental Officer attended a course on Orthodontics at Keele University. He is endeavouring to keep this branch of

the service going, but it is getting more difficult because of the splitting up of time by attending to branch clinics, and consequently the numbers of these cases will have to be reduced, as he is the only dental officer who undertakes this type of work, and with about 100 cases on the books each year, representing a mere 1% of the school population, this is as much as he can undertake.

He also attended the first conference of Welsh Principal Dental Officers at Llandrindod Wells, but was unable to attend the second one.

The department had a visit from the dental representatives of the Welsh Board of Health, and their report is now under consideration by the Authority. Quite a number of the points raised were already under consideration by the Authority, and included in the proposed planning, but this is of necessity a long-term process, which has to tie in with the general medical and educational developments.

A condensed amended form of the statistics required for the Annual Ministerial return is appended herewith.

F.S. BAGULEY.

Chief Dental Officer.

SCHOOL DENTAL SERVICES 1965

A. DENTAL INSPECTIONS AND TREATMENT

I Number of pupils

a.	First inspected at school	8301
b.	First inspected at clinic	1866
c.	Reinspected at school or clinic	1929

10,167

II a. Number of I(a) and (b) requiring treatment

7495

b. Number of I(c) requiring treatment

1228

8723

III	Number of I(a) and (b) offered treatment		6775
IV	a.	First visit for treatment	3896
	b.	Subsequent visits for treatment	3519
		Total (a) and (b)	7415
	c.	Additional courses commenced	215
	d.	Courses of treatment completed	3215
		Total (a) and (c)	4111
B.	DENTAL WORK (other than Orthodontics)		
I	a.	Total attendances for all purposes	7823
	b.	Emergencies	1211
II	Halfdays devoted to		
	a.	Inspection	60
	b.	Treatment	733
	c.	Health Education	2
			795
III	Fillings	a. Permanent teeth	2151
		b. Temporary teeth	103
			2254
IV	Number of teeth filled	a. Permanent	2128
		b. Temporary	97
			2225
V	Extractions	a. Permanent teeth	1089
		b. Temporary teeth	3636
			4725
VI	Administration of General Anaesthetic		
	a.	by Dental Officers	3024
	b.	by Medical Officers	121
			3145

VII	Number of dentures supplied	45
VIII	Other operations	
	a. Scalings	28
	b. Conservations	15
	c. Miscellaneous	5
		<hr/>
		48

C. ORTHODONTICS

a.	Cases commenced	49
b.	Cases brought forward	94
c.	Cases completed	47
d.	Cases discontinued	12
e.	Removable appliances	60
f.	Fixed appliances	7
g.	Referred to Consultant	—

RESEARCH.

The Local Authority's Medical Officers are taking part in the Nationwide Research Project planned by Dr. Alice Stewart, Reader in Social Medicine, University of Oxford. The research work is that of the investigation of deaths in childhood due to Malignant Disease, including the leukaemias, and is essentially in the nature of a sociomedical enquiry. The deaths investigated are those which occurred in the years 1956-1960. This is, in fact, a continuation of Dr. Stewart's previous research in the same field but for the years 1953-1955.

ACCIDENTS TO SCHOOLCHILDREN

The following is a summary of the various types of accidents to schoolchildren which occurred during 1965. All accidents took place at school and do not, of course, include any which happened outside school hours. The particulars are derived from the accident report forms which are completed by the Headteacher concerned in each case.

During the year, eighty-eight accidents were reported of which thirty-three involved girls and fifty-five boys. The first table shows the accident rate per thousand school population in the various types of school from 1957.

	1957	1958	1959	1960	1961	1962	1963	1964	1965
All Schools	7.16	7.88	7.03	9.82	11.81	10.32	11.16	9.41	9.00
Prim. Schs.	3.69	3.13	5.23	6.96	6.07	5.09	5.69	5.48	4.70
Cnty. Sec.	19.90	21.51	13.88	14.56	19.17	22.40	23.15	13.79	8.85
Gram. schs.	11.12	4.24	6.48	14.12	21.28	14.25	15.93	17.61	16.70

The next two tables indicate the types of accidents which occurred in the different classes of schools :

ACCIDENT CLASSIFICATION—GIRLS.

<i>Type of Accident</i>	<i>Infants</i>	<i>Junior</i>	<i>Sec. Mod.</i>	<i>Grammar</i>	<i>Total</i>
Sprains and Muscle Injuries ..	---	2	---	4	6
Fractures of Limbs ..	1	1	---	2	4
Cuts and Lacerations ..	2	1	3	5	11
Foreign Body in Eye ..	---	---	---	---	---
Abrasions	1	4	2	2	9
Concussion	---	---	---	1	1
Scalds and Burns	---	---	---	1	1
Dislocations	---	---	1	---	1
TOTAL	4	8	6	15	33

ACCIDENT CLASSIFICATION—BOYS.

Type of Accident	Infts.	Junior	Sec. Mod.	Gram-mar	Total
Sprains & Muscle Injuries ..	---	1	---	2	3
Fractures of Limbs, etc. ..	2	4	2	6	14
Concussion	---	---	1	---	1
Cuts and Lacerations ..	3	11	3	7	24
Abrasions	---	3	3	1	7
Dislocations	---	1	1	1	3
Swallowed Foreign Objects ..	---	---	---	---	---
Animal Bite	2	---	---	1	3
TOTAL	7	20	10	18	55

The next two tables show the type of accident by sex, classified according to the type of activity engaged upon when it occurred. The sub-heading "Play and Meal Intervals" includes the mid day lunch break but applicable only to school-children remaining at school during that period. I have no records of course of accidents which took place outside school premises.

ACTIVITY CLASSIFICATION—GIRLS.

Type of Accident	Lesson Periods	Organised Games or P.T.	Play or Meal Intervals	Total
Sprains & Muscle Injuries ..	---	2	4	6
Fractures of Limbs ..	1	1	2	4
Cuts and Lacerations ..	2	5	4	11
Foreign Body in Eye ..	---	---	---	---
Abrasions	3	2	4	9
Concussions	---	1	---	1
Scalds and Burns	1	---	---	1
Dislocations	---	1	---	1
TOTAL	7	12	14	33

Type of Accident	Lesson Periods	Organised Games or P.T.	Play or Meal Intervals	Total
Sprains & Muscle Injuries ..	1	2	---	3
Fractures of Limbs, etc. ..	1	4	9	14
Concussion	---	1	---	---
Cuts and Lacerations ..	10	3	11	24
Dislocations	---	2	1	3
Abrasions	---	3	4	7
Swallowed Foreign Object ..	---	---	---	---
Animal Bite	1	---	2	3
TOTAL	13	15	27	55

And finally a table showing the manner in which the accidents were treated. Those that remained in school were treated by a member of the staff and almost without exception, those receiving hospital treatment were admitted to the Casualty Department at St. Tydfil's Hospital.

Disposal					Boys	Girls
Sent home after treatment in school			3	7
Treated by School Medical Officer			1	---
Attended by own Doctor			---	1
Sent to Hospital	43	20
Remained at School	8	5
TOTAL	55	33

COLOUR VISION SCREENING.

The inclusion of colour vision testing in the school medical inspection, was introduced in the Christmas term of 1960, so that school leavers of Secondary Modern and Grammar Schools were screened. In view of the small number of girls who possess a colour vision defect, boys only were thus examined.

Testing was done by the use of the Ishihara Colour Vision Testing Plates and only those possessing an obvious defect, e.g., 9 correct answers or so out of 15, were informed of the adverse result. Error in reading one or two plates was ignored.

The findings were average in that between 7–8% of those examined were found to be defective and the defects in all cases was of the red–green type.

An Edridge–Green Colour Perception Lamp is installed at the Hollies Clinic. It is of value in measuring the severity and conforming the type of defect, after screening by the Ishihara method, thereby enabling sound advice to be given with regard to future employment.

It was found that over half of those told of their defect were quite unaware of it, while the others had either suspected it or knew of it, following entrance medical examinations of one sort or another.

DEFECTIVE HEARING.

Plans directed towards the ascertainment of defective hearing in school and pre-school children, were adopted in 1960–1961. Two School Medical Officers and two health visitor/school nurses in turn, had undergone the courses at the Department of Education of the Deaf at Manchester University, and equipment considered essential for screening purposes was purchased, including an Amphiox Pure-tone Audiometer, Model 70. A soundproof clinic was completed during 1960. In addition, it should be pointed out that we enjoy the full co-operation of our E.N.T. Surgeon.

In the Christmas term 1960, a small Pilot Audiometric Survey of school-entrants was decided on and carried out at three schools, in which 67 children were tested. These schools were

chosen as being the most suitable in the Borough, having a room available with minimal background noise ranging from 20–30 decibels, as measured by a Sound Level Indicator, Type 1408 (Dawe). Of these 67 children 10 were retested under more suitable conditions at the School Clinic and of these, 3 were referred to the E.N.T. Surgeon. It is significant to note that these 3 children (who were not school entrants being in fact 7 years of age) were sent for testing by the schoolteachers as they suspected a hearing defect and had suitably placed them in class.

The testing was carried out jointly by two school medical officers and with the limited time available it was necessary to spread out the work over five weeks in one or two hour sessions. It is unquestionably time-consuming and exacting work. Much useful first-hand practical experience was gained in this pilot study, which also served to outline clearly the main features of a screening programme.

As a result the following policy was implemented:

- (a) Ascertainment of all babies if possible, in the Infant Welfare Clinics, or at very least, those in an 'at risk' category.
- (b) Retesting of those 'at risk' on school entrance, rather sweep-frequency schemes.
- (c) Audiometric testing after clinical examination of school children of any age, referred to the Clinic by the school doctor, family doctor, school nurse, teacher or parent.

Special consideration must be given to those children with chronic middle ear disease. Even though this condition is much less frequently encountered nowadays, it still occurs. The intermittent character of the deafness in such cases can be missed, so that repeated testing of this 'at risk' group is worthwhile. The introduction of a 'chronic otitis media' Register has much to commend it.

Four children were issued with a hearing aid during 1965, making a total of 23 children of whom the Authority has records and are classified as partially deaf. A further five children in this category are suitably placed in their classrooms.

STAFF: One Nursery School Superintendent; One Nursery Nurse; One Nursery Helper; One Cook.

MEDICAL EXAMINATIONS: Eleven routine visits were paid to the school during the year. Each child is examined at each visit. The parents are notified beforehand, and asked to attend. Most of them do so, and when unable to come, often ask a grandmother or aunt instead.

Summary of Defects.

Defects or Disease	Number Found	BOYS		GIRLS	
		Treated	Number Found	Treated	Number Found
Eye Defects	1	1	1	1	
Enlarged Tonsils and Adenoids	4	4	2	2	
Glands	2	2	1	1	
Speech Defects	2	2	—	—	
Heart—Slight Congenital Defects	1	1	1	1	
Lung Conditions	—	—	—	—	
Deformities—Orthopaedic	—	—	—	—	
Skin Infections :-					
Contageous	—	—	—	—	
Non-Contageous	—	—	—	—	
Other Defects	1	1	1	1	
Nervousness	—	—	—	—	
Enuresis	—	—	—	—	

All the children who needed attention were referred to the appropriate Clinics. There is some difficulty in getting parents to take their children for dental treatment.

One boy and one girl were seen by the Eye Specialist and glasses were prescribed and obtained. One girl was referred to the Consultant Paediatrician and one girl and two boys to the E.N.T. Specialist.

B.C.G. VACCINATION.

During the 1962-1963 School Year the first comprehensive Tuberculin Testing and B.C.G. Vaccination Scheme was completed. It was mentioned in the 1962 report that the School Medical Services were inaugurating an Annual T.B. Skin testing Scheme for consenting pupils with B.C.G. Vaccination on attaining thirteen years of age. A pilot scheme was carried out in 1962 and in the light of experience gained it was decided that different types of school should be surveyed in different terms of the School Year in order to disturb the school work as little as possible. Thus Junior Schools were tested during Autumn Term so as not to interfere with the 11+ Examination, and Grammar Schools were visited at the end of the Summer Term after the GCE and Sessional Examinations had been completed. Secondary Modern Schools could then be conveniently fitted into the Spring Term and as there are a number of Combined Junior Mixed and Infants' Schools in the Borough, all Infants Schools were done during the Autumn Term.

The following are details of the Skin Testing and B.C.G. Vaccination carried out during the school year 1964-65:-

Schools	Reaction					Rec'd. B.C.G.	Rec'd. X-Ray	Positive Reactors Previously B.C.G.'d.
	—	+	++	+++	++++			
Jnr. Mixed & Infants ..	2049	193	15	3	1	32	---	102
Sec. Modern ..	831	240	21	5	4	360	---	153
Grammar ..	503	477	24	2	3	335	---	451
Others ..	---	---	---	---	---	---	---	---
	3383	910	60	10	8	727	---	706

PSYCHIATRIST'S REPORT 1965

Number of new cases seen during the year (27 boys, 14 girls)	41
Old cases seen during the year (39 boys, 12 girls)	51
Total number of children seen during the year (66 boys, 26 girls)	92
Number of interviews with children	342
Number of interviews with parents and others	330

TYPES OF CASES AND NUMBERS SEEN :

Fears, nervous habits etc.	26
Behaviour disorders	22
Enuresis and Encopresis	16
Speech difficulties	8
Court cases	7
Backwardness	6
Education difficulties and maladjustment	5
Psychosis	2

ANALYSIS OF PROGRESS OF THE ABOVE :

Seen once only for consultation etc.	6
Failed to co-operate	3
Recovered	10
Much improved	24
Improved	35
No change	14

The Child Guidance Centre had another busy year and the Child psychiatrist's work was conducted on much the same lines as in the previous year, though both the number of new cases and interviews given were slightly greater. Broadly speaking, the assessment of progress of the cases was also much the same as in previous years. In many years, the greatest number of cases seen have fallen into the group described as Behaviour Disorders, but during 1965 the greatest number of cases seen were in the group described as Fears, Nervous Disorders, etc. In Child Psychiatry it is not always possible to classify the cases

in well-defined groups because most of the children seen present a variety of symptoms or difficulties. Very few children exhibit only one particular difficulty. When a full account of the child is obtained from the parent and the child himself has been seen, it is usually found that there are more problems present than may have been mentioned on the original referral to the Clinic. However, though children may exhibit more than one difficulty, these difficulties are generally related to one another and are of the same type. It is therefore possible, as a rule, to classify the child's problems under a broad heading. Children who are nervous very often show fears of various sorts - of other children, of school, of new situations, of the dark etc. This nervousness can be very incapacitating because it limits them in all sorts of ways. They are slow to make strong relationships with children outside the family and, as a result, often find making friends difficult and then, once they have made a friend, are too easily hurt by minor changes in the other's attitude. School is often a much more threatening situation to the nervous child than it is to a more normal, self-confident child. The various demands that are made in the way of both social behaviour and school work can prove difficult and the child may show various reactions. Nervous children are frequently very tense, and as a result show various nervous habits such as nail biting, eye blinking, head shaking etc. Tension can also lead to other symptoms. Abdominal pain in children is very frequently the result of nervous tension, particularly when it is associated with a fear of going to school or something of the sort. Similarly, fainting or blackouts can sometimes occur as the result of excessive nervous tension and anxiety in a situation where there is some strain for that particular child. Nervous factors also affect such conditions as asthma, skin trouble etc. These are not caused entirely by the nervous condition but can often be considerably influenced by it. Many normal children occasionally experience nightmares and sleep disturbances, but nervous children may show these things to an excessive degree.

It can be seen that the nervous child may be liable to develop all kinds of difficulties at various times. Nervous children are generally the product of nervous parents. The over-anxious mother or father often influences the child during its early years so that it, too, lacks confidence and, as it grows older and has to venture outside the home, experiences difficulties in

adjusting adequately. Every effort must be made, therefore, to help children develop the proper confidence in their very early years. Children should be given independence suitable to their age. This makes them more self-reliant and able to withstand dangers rather than less so. Sometimes, nowadays, there is a tendency in the Press and other media to over-emphasize dangers. Admittedly, dangers for children do exist, but it is a bad thing for them to grow up feeling that the outside world is generally a dangerous, threatening place. As much harm can be done to children by over-protecting children and worrying over them too much, in some cases, as by being rather careless with them. Parents should be helped to appreciate that they help their children most by taking a medium course and, while giving every proper care, attention and love, at the same time enabling them to develop independently so that they can grow up into confident, happy children who fit easily into the world around them.

GAYNOR NASH LACEY

Consultant Psychiatrist

EDUCATIONAL PSYCHOLOGIST'S REPORT. FOR 1965

1. Staff.

The following personnel were concerned with the work of the Child Guidance Centre during the year :-

T.H. Stephens, M.B., Ch.B., D.P.H.	Medical Officer of Health and Principal School Medical Officer (until November)
R.M. Williams, M.B., B.Ch., D.P.H.	Medical Officer of Health and Principal School Medical Officer (from November)
J. Beale, M.A.	Director of Education
G.N. Lacey, B.Sc., M.B., B.Ch., D.P.M.	Part-time Consultant Psychiatrist
D.K.Wood, B.A., Dip.Ed., Dip.Ed.Psych.	Educational Psychologist
J. Goode, Dip. Psych.Ch.	Remedial Teacher
M. Morgan, L.C.S.T.	Part-time Speech Therapist (until November)
L. N. Evans,	Clerk (until November)

Dr. Stephens was associated with this clinic from its inception until his retirement, and we would like to record our thanks to him for his interest and co-operation. It was with pleasure that we learned of the appointment of Dr. Williams as his successor.

Mr. Goode, Remedial Teacher, was appointed to the Child Guidance Centre staff in September 1959, and it was with regret that we learned that he was to resign in December 1965 to take up a lectureship at Hereford College of Education. He was a loyal colleague and he made a valuable contribution to the work of the school psychological service.

Mrs. Morgan, Speech Therapist, was employed full-time at the Child Guidance Centre from September 1957 to June 1961. In March 1962 she returned on a part-time basis, but finally terminated her appointment in November 1965. So far we have been unsuccessful in appointing a Speech Therapist to take her place.

Miss Evans, Clerk to the Child Guidance Centre since January 1964, transferred to the Town Clerk's Department in November 1965. After a short period without clerical assistance, Mrs. Betty Williams commenced duties in January 1966.

2. Premises

In December 1964 the end wall of the Psychologist's room was re-plastered and the outside wall repaired. However, during the year the damp seeped in yet again. The Psychiatrist's room also shows evidence of damp.

We had two further instances of flooding in the Speech Therapist's and Remedial Teacher's rooms, and the linoleum was badly damaged. However, this was removed during August, and a Vinyl tiled floor laid. This has proved satisfactory, and a subsequent flooding incident was easily dealt with.

3. Analysis of Cases referred during 1965

96 new cases were brought to our notice through the usual channels during the year (64 boys, 32 girls).

Table I below gives details of who referred the cases.

TABLE I
Referring Agencies.

<i>Sources</i>	<i>Boys</i>	<i>Girls</i>	<i>Total</i>
Schools	21	5	26
Health Department ..	12	9	21
Parents	9	2	11
Paediatrician	6	1	7
General Practitioners ..	4	7	11
Thalidomide Society ..	—	1	1
Hospital Psychiatrist ..	1	1	2
Director of Education ..	9	4	13
Probation Officer ..	1	—	1
Children's Officer ..	1	—	1
Orthoptist	—	1	1
Youth Employment Officer	—	1	1
TOTALS ..	64	32	96

Over the last seven years, a total of 84 cases have been referred by parents of the children concerned. As has been stated in previous reports, it is gratifying to note that parents themselves, will come forward to seek advice.

Table II below gives details of types of schools attended by the children at the time of referral.

TABLE II.
School Attended.

	<i>Boys</i>	<i>Girls</i>	<i>Total</i>
Pre-school	3	4	7
Infant	13	4	17
Junior	28	11	39
Secondary Modern	9	4	13
Grammar	4	4	8
Over school age	1	1	2
Outside area	6	4	10
Totals ..	64	32	96

In the last seven years, a total of 40 grammar school pupils have been referred, and 71 children under school age.

Table III below gives reasons for initial referral. These are broad classifications only.

TABLE III.
Reasons for Initial Referral.

<i>Reasons</i>	<i>Boys</i>	<i>Girls</i>	<i>Total</i>
Speech Difficulties	10	5	15
Educational problems	26	10	36
Nervous or maladjusted	27	16	43
Mentally Handicapped	1	1	2
Totals	64	32	96

Table IV shows the type of treatment received to date by cases referred during 1965. This does not include cases carried over from previous years.

TABLE IV.
Disposal to Date of Cases referred in 1965

	<i>Boys</i>	<i>Girls</i>	<i>Total</i>
Speech Therapy	8	2	10
Remedial Teaching	7	3	10
Psychiatric treatment ..	19	10	29
Advice to parent	50	26	76
Advice to school	33	16	49
Not seen	7	1	8
Unco-operative	6	5	11

Table V gives an indication of which members of staff have covered cases. Whilst some cases can be covered by one member of the clinic team only, about a third of the cases are seen by at least two members of the staff.

TABLE V.
Staff Coverage of Cases.

<i>Seen by</i>	<i>Boys</i>	<i>Girls</i>	<i>Total</i>
Psychiatrist only	12	5	17
Psychologist only	19	11	30
Speech Therapist only	3	2	5
Remedial Teacher only	1	—	1
Psychiatrist and Psychologist ..	5	5	10
Remedial Teacher and Psychologist	4	3	7
Speech Therapist and Psychologist	5	—	5
Psychiatrist, Psychologist and Remedial Teacher	2	—	2
Not seen Unco-operative	13	6	19
Totals	64	32	96

4. Cases Seen During the Year.

Details of case-load of members of staff are given below in Table VI.

TABLE VI.
Number of Cases seen by Individual
Members of Staff.

	BOYS			GIRLS			TOTALS
	New	Old	Total	New	Old	Total	
Psychiatrist	27	39	66	14	12	26	92
Psychologist	54	24	78	29	10	39	117
Remedial Teacher ..	5	12	17	3	—	3	20
Speech Therapist ..	12	31	43	3	8	11	54

5. Educationally Sub-normal Pupils.

This Authority has made provision for the establishment of a Special Day School for Educationally Sub-Normal pupils. The recommendation was made in November 1961, and the school was included in the 1963/64 Building Programme. However, because of unavoidable delays, it is likely that the school will not be ready for use until 1968.

It can only be repeated that the lack of proper facilities for slow-learning children in the Borough creates a series of problems. The children are not able to develop to their full capacity within the normal school setting; parents are concerned at their lack of progress and social incompetence; teachers who are trying to cope with the situation become frustrated at their failure to help these children in the way they would wish; on reaching school-leaving age these young people fail to find employment or drift from job to job and become a social problem. The question of the handicapped school-leaver has been discussed up and down the country at conferences of various disciplines, but until ideal provision is made in the way of education the problems will go un-solved.

At junior and senior levels the following figures indicate the situation as it exists:

	Number of Schools
Junior departments too small to make special provision (mixed ages in normal classes)	8
Junior departments which organise into A- and B-streams, with no special class.	9
Junior departments which organise into A-, B-, and C-streams.	1
Junior departments with a one-stream entry, with no special provision for the slow-learner.	1
Junior departments with a special class or remedial groups.	4
Senior departments with one special class	3
Senior departments with 2 special classes	3
Senior departments with part-time provision	2
Senior departments with no special provision	1

“Backward” children tend to be regarded as a homogeneous group, but in fact they fall into various categories. Those of extremely limited ability are excluded from the normal school system and are provided for by the Local Health Authority. Next to this group is the type of child of limited intelligence (I.Q. approximately 50/55 - 70/75) and it is this type of child for whom a special school is needed and who fails to make progress in normal school. Approximately 2½% of the school population requires a place in a special school. Then there is a larger group of children who are rather dull (I.Q. approximately 70/75 - 85) who benefit from a B- or C-stream approach. In addition there is the child of average or above-average intelligence who fails to make the expected progress, and needs a remedial approach for a period of time in order to help him to work to his full capacity. This remedial work can usually be undertaken within the school, but certain cases which are very severe or accompanied by emotional disturbance require individual attention such as is given by the Remedial Teacher at the Child Guidance Centre.

As "backward" children of different types require different approaches in the way of education, it is not to be expected that teachers should handle all types within the one class, particularly where average children working to capacity are also present in the class. It is for this reason that we have asked for a special school, in order to draw off the very slow-learners and give them a fair chance under specialist teachers, and where they are not in constant competition with more able children. There still remains the problem of teaching the "dull" group, and the brighter retarded child.

Teachers are becoming increasingly aware that time-tables and curriculum must be geared to the needs of the child, rather than that the child, whatever his limitations, should fit in with an organisation which does not cater for his particular needs.

6. Mentally Handicapped Children.

During 1965 two boys were reported by the Local Education Authority to the Health Authority as being "unsuitable for education at school". They are now provided for by the fast-expanding service which the Health Authority is establishing to cater for the needs of all types of mentally handicapped children.

7. Transfer of Pupils from Primary to Secondary Schools.

During 1964/65 the transfer procedure was carried out as formerly, the clerical work being covered in the Child Guidance Centre by the Educational Psychologist and Clerk. To the general public, the "Eleven Plus" is something which happens in the spring term and is finished with the announcements of the "results". To those responsible for administration it is an ever-present task, starting in September each year and carrying through till June/July of the following year, with a concentration of work in March, April, May and June. This means that many fields of activity, which would normally be considered the province of a School Psychological Service, have to be neglected. We look forward to a time when our energies can be expended in other, more rewarding spheres, and more time devoted to "special" education.

8. University Students.

During 1965, the staff of the Child Guidance Centre again co-operated with the Department of Education, University College of Swansea, by accepting three advanced students for practice periods of two weeks each, one student attending each term. During the Spring and Summer terms a student attended one afternoon per week for remedial teaching practice. In the Autumn term a student Educational Psychologist commenced a one-day per week clinic practice. A group of 9 students spent a day in the clinic and visited a school in the Borough under the supervision of the Remedial Teacher.

9. Experiment with the Initial Teaching Alphabet

In February 1965 the Initial Teaching Alphabet (i.t.a.) was introduced as a medium of teaching, reading and writing, in the Infant Department of Edwardsville Primary School. Thanks to the Head Teacher, Mr. K. Adams-Morgan, the class teacher, Miss Simms, and the third teacher on the staff, Mrs. Daniel, the experiment has proved most worthwhile. The 'pilot' scheme was launched by the Education Department under the able supervision of Mr. John Goode, Remedial Teacher. He refers briefly to the experiment in his Annual Report for 1965, dated December 1965. A more detailed report, dated July 1966, has been drawn up by Mr. A. Hopkins, Remedial Teacher, and appears as an appendix to Mr. Goode's Annual Report.

10. Psychologist's Interviews and Visits.

Table VII below gives details of interviews and visits by the Psychologist. The figures are submitted monthly to the Education Committee.

TABLE VII.
Psychologist's Interviews and Visits.

	<i>Children interviewed at Centre</i>			<i>Children interviewed at School</i>			<i>Adults interviewed</i>	<i>School visits</i>	<i>Home visits</i>
	<i>Boys</i>	<i>Girls</i>	<i>Total</i>	<i>Boys</i>	<i>Girls</i>	<i>Total</i>			
January ..	7	---	7	---	---	---	8	4	1
February ..	9	1	10	1	---	1	11	3	---
March ..				N	1	L			
April ..	1	---	1	---	---	---	3	---	---
May ..	12	7	19	1	2	3	23	4	1
June ..	14	3	17	---	---	---	14	---	---
July ..	10	1	11	7	12	19	14	5	2
August ..				N	1	L			
September ..	9	4	13	1	2	3	24	4	6
October ..	19	10	29	1	---	1	24	3	6
November ..	27	3	30	---	1	1	13	4	4
December ..	7	1	8	---	---	---	4	4	---

11 Conclusions.

The year 1965 was a difficult year for the Child Guidance Centre, especially towards the end of the year with pending staff changes. However, I should like to record our thanks to all those concerned with our work, for their kind co-operation throughout the year, and particularly the members of the Education Committee for their interest and support.

D. Kathleen Wood
Educational Psychologist

REMEDIAL TEACHER'S REPORT FOR 1965

13 boys, 2 girls and 5 adults received individual remedial teaching at the Child Guidance Centre during the year. One adult case was a continuation of remedial teaching with a school leaver, who was referred to the Centre during her last term at school. The table below gives details of the Remedial Teacher's interviews and visits.

	Interviews with Children at Centre	Interviews with Parents	School Visits
January ..	14	1	1
February ..	41	3	6
March ..	38	2	10
April	17	---	6
May	25	2	9
June	25	2	16
July	6	---	10
August	1	---	---
September ..	32	2	4
October ..	28	2	6
November ..	35	5	8
December ..	5	2	8

Remedial Teaching at the Child Guidance Centre.

BOYS		GIRLS		ADULTS		TOTAL
<i>New</i>	<i>Old</i>	<i>New</i>	<i>Old</i>	<i>New</i>	<i>Old</i>	
2	11	2	---	3	2	20

Initial Teaching Alphabet (i. t. a.)

Edwardsville Junior Mixed & Infants School

This alphabet was devised because many people are dissatisfied with the standards of reading in Britain, the U.S.A., and other English speaking countries. In Britain it has been shown that only about half of our 7 year olds can read well and also, approximately, one in four of children at 15 years of age are poor readers.

At present there are approximately 100,000 children learning to read via the use of i.t.a. Research information is now being published at a more prolific rate, and it seems that an educational 'break through' has been discovered in the use of this alphabet.

A pilot-study in the use of the 'new' alphabet is taking place at Edwardsville Junior Mixed and Infant School. To date, the results after nine months of teaching, support the national research figures which indicate that these children are at least one year in advance of other children in their age group.

Presumably the use of the i.t.a. will increase in the Borough during the next few years.

Sixth Form Students: A Pre-College of Education Teaching/Observation Course

A Course, lasting approximately 12 weeks, was organised for the above students during 1965. Full information regarding this experiment, was circulated during October in a booklet entitled, "A Twelve Week Experiment in Teaching/Observation at Primary Schools with Eleven Grammar School students prior to their entry to Colleges of Education".

This proved to be a most useful and valuable experiment which was confined to students at Quakers' Yard Grammar School. Presumably, this form of experiment may be extended in future years with other Grammar Schools within the Borough.

Science Research Associates: Reading Laboratory Gellideg Junior School

S.R.A. is a silent-reading improvement scheme, the aim of which is to give each child practice at a level exactly suited to his needs. His starting point is decided by a simple test and then he moves forward as fast and as far as he is able.

This scheme was designed in America for American children. Now, however, various L.E.A.'s are trying the apparatus on an experimental basis.

The experiment at Gellideg Junior School, when measured on a test - re-test basis against a control group at another school, did not signify any increase in silent-reading ability. Nevertheless, there is room for further experiment with this material in future. One feature of the experiment was the recording by the child of his own progress in a rather complicated booklet. Also, the realisation that one did not compete in a group but rather against ones own levels or form of 'goal setting'.

Students in Training

Swansea University : Course for the Diploma in the Education of Backward Children.

During 1965 three students from Swansea University spent two weeks each at the Centre. The present arrangement of one student each term spending two weeks observing individual teaching methods, individual testing and school liaison work has worked very well.

John Goode

Remedial Teacher

