

**[Report 1939] / Medical Officer of Health, Caerphilly U.D.C.**

**Contributors**

Caerphilly (Wales). Urban District Council.

**Publication/Creation**

1939

**Persistent URL**

<https://wellcomecollection.org/works/fapwjrvv>

**License and attribution**

You have permission to make copies of this work under a Creative Commons, Attribution license.

This licence permits unrestricted use, distribution, and reproduction in any medium, provided the original author and source are credited. See the Legal Code for further information.

Image source should be attributed as specified in the full catalogue record. If no source is given the image should be attributed to Wellcome Collection.



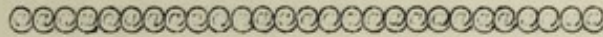
Wellcome Collection  
183 Euston Road  
London NW1 2BE UK  
T +44 (0)20 7611 8722  
E [library@wellcomecollection.org](mailto:library@wellcomecollection.org)  
<https://wellcomecollection.org>

WELSH BOARD OF HEALTH  
RECEIVED  
18 JAN 1941  
A.

MINISTRY OF HEALTH  
LIBRARY

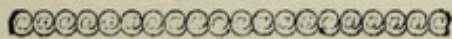
URBAN DISTRICT OF CAERPHILLY.

PUBLIC HEALTH DEPARTMENT.



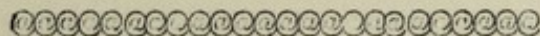
A N N U A L R E P O R T

1939.



W. E. NASH, M. R. C. S., L. R. C. P., D. P. H.,

MEDICAL OFFICER OF HEALTH.





## COMMITTEES.

○○○○○○○○○○

Health, Hospital and Public Cleansing  
Committee.

## CHAIRMEN--

Health	Councillor.D. I. Edmunds.
Hospital-	Councillor.E. Phillips.
Public Cleansing-	Councillor.E. Lewis.

Councillor.	W. F. Rowland.
"	E. Phillips.
"	W. A. Clark.
"	D. I. Edmunds.
"	(Mrs) Harris.
"	E. Morgan.
"	Edwin Lewis.
"	T. J. Coggins.

## Maternity &amp; Child Welfare Committee.

## CHAIRMAN-

Councillor.(Mrs) Harris.

## MEMBERS-

Councillor	(Mrs) Harris.
"	J. Beddoe.
"	T. Edwards, J. P.,
"	T. J. Coggins.
"	W. A. Clark.
"	G. Smith.
"	W. D. Davies.
"	Evan Phillips, J. P.,
"	W. Howard.
"	E. Brinson, J. P.,
"	T. Jenkins.
"	D. P. Thomas.
"	J. Roberts.
"	W. Davies.
"	E. Morgan.
"	E. Lewis.

## CO-OPTED MEMBERS-

Mrs. T. Jones, Mrs. S. Wilmot, Mrs. Day, Mrs. Trembath,  
Mrs. G. Jones, Mrs. K. Hughes, Mrs. M. Jones, Mrs. Povey.

## PUBLIC HEALTH STAFF.

Medical Officer of Health:

W.R.NASH, M.R.C.S., L.R.C.P., D.P.H.,

Deputy Medical Officer:(part time)

J.S.BRIGGS, M.B.,

Consultant Medical Staff for Maternity and Child Welfare:

Obstetrics - Professor GILBERT.D.STRACHAN.  
Paediatrics - A.G.WATKINS, M.D., M.R.C.P.,  
Orthopaedic - A.O PARKER, M.D., C.M.,

Medical Officer to Gynaecological Clinic:

SYBIL MORGAN, B.Sc., M.R.C.S., L.R.C.P.,

Sanitary Inspectors:

A.B. W. LLOYD JONES  
A.B. W. R.LIDDINGTON

Inspector of Petroleum and Explosives:

A.B. W. LLOYD JONES

Health Visitors:

C.E. E.DIXON.  
A.C.E.F. C.THOMAS.  
C.E. E.JAMES.

Matron, (Isolation Hospital):

C.D.E. K.OWENS.

Clerk: R.JAMES.

- A. Sanitary Inspector's Certificate.
- B. Meat and Food Inspector's Certificate.
- C. State Registered Nurse.
- D. State Registered Fever Nurse.
- E. Certificate of Central Midwives' Board.
- F. Health Visitor's Certificate.

CAERPHILLY URBAN DISTRICT COUNCIL.

---

ANNUAL REPORT OF MEDICAL OFFICER OF HEALTH.

Public Health Department,  
Council Offices,  
Caerphilly.

To the Chairman and Members of the  
Caerphilly Urban District Council.

Mrs. Harris and Gentlemen,

In accordance with the instructions of the  
Ministry of Health, I herewith beg to submit an  
abbreviated Annual Report for the year 1939.

My instructions are to preserve all statistics  
and details of the health of your area until the war  
is concluded, when a comprehensive report for the  
whole period will be published.

I was called to military service on the 13th  
September 1939, and from that day until the end of  
the year, my duties were carried out by Dr. J. S. Briggs,  
Deputy Medical Officer of Health.

I cannot allow this opportunity to pass without  
expressing my thanks to Dr. Briggs, and my appreciation  
of the loyal and tactful manner in which he carried on  
during my absence.

My thanks are also due to every member of the  
Health Staff for the loyal manner in which they have  
worked, and for their cheerful co-operation in the  
heavy additional duties which have been imposed upon  
all as a result of the war.

I am,  
Mrs. Harris and Gentlemen,  
Your obedient Servant,

W. R. NASH,  
Medical Officer of Health.

-----

## SUMMARY OF GENERAL AND VITAL STATISTICS.

Area (Land)	-	-	-	-	12,931 Acres.
Population (Census 1931)			-	-	35,760.
Population Estimated mid 1939			-	-	31,990.
Number of New Houses erected in 1939			-	-	Nil.
Total Number of Inhabitated Houses			-	-	7,565.
Estimated Number of Persons per occupied House	-	-	-	-	4.2
Rateable Value	-	-	-	-	£109,300.
Estimated product of ld. Rate			-	-	£390.
(Registered			-	-	639.
Live Births (Notified			-	-	604.
Birth Rate per 1,000			-	-	19.9
Deaths			-	-	417.
Death Rate per 1,000			-	-	13.
Excess of Births over Deaths			-	-	222.
Deaths under one year			-	-	42.
Rate per 1,000 Live Births			-	-	65.7
Deaths of Women in Child Birth:-					
	Number		Rate per 1,000 Live Births.		Rate per 1,000 Total Births.
Puerperal causes-	5	-	7.8.		7.7
Comparability Factor-	1- 21				

## DEATHS FROM VARIOUS CAUSES.

	Males.	Females.	Total.
Cancer . . . . .	19.	10.	29.
Tuberculosis Respiratory System	9.	14.	23.
Tuberculosis other causes . . . . .	4.	3.	7.
Cerebro-Spinal Fever . . . . .	1.	2.	3.
Influenza . . . . .	5.	3.	8.
Diphtheria . . . . .	2.	1.	3.
Whooping Cough . . . . .	0.	0.	0.
Cirrhosis of Liver . . . . .	0.	0.	0.
Other Liver Diseases . . . . .	2.	0.	2.
Appendicitis . . . . .	1.	1.	2.
Diarrhoea, under 2 years . . . . .	5.	1.	6.
Peptic Ulcer . . . . .	3.	0.	3.
Other Digestive Diseases . . . . .	3.	6.	9.
Pneumonia all forms . . . . .	16.	8.	24.
Bronchitis . . . . .	12.	6.	18.
Other Respiratory Diseases . . . . .	2.	1.	3.
Heart Disease . . . . .	57.	33.	90.
Cerebral Haemorrhage, etc . . . . .	12.	13.	25.
Aneurysm . . . . .	1.	0.	1.
Other Circulatory Diseases . . . . .	7.	3.	10.
Diabetes . . . . .	0.	5.	5.
Acute and Chronic Nephritis . . . . .	2.	2.	4.
Senility . . . . .	23.	12.	35.
Puerperal Diseases other than Sepsis	0.	4.	4.
Congenital Debility, Premature Birth, etc. . . . .	12.	7.	19.
Suicide . . . . .	1.	0.	1.
Other Violence . . . . .	16.	4.	20.
Other Defined Diseases . . . . .	29.	21.	50.
Diseases ill-defined or not known..	1.	1.	2.
Puerperal Sepsis . . . . .	0.	1.	1.
Scarlet Fever . . . . .	0.	0.	0.
Measles . . . . .	3.	2.	5.
Enceph: lethargica . . . . .	2.	0.	2.
Diarrhoea 2 yrs & Over . . . . .	1.	0.	1.
G. P. I. Tabes, &c . . . . .	2.	0.	2.
	<u>253.</u>	<u>164.</u>	<u>417.</u>

GENERAL HEALTH SERVICES.

(a) Laboratory facilities.

The County and City Public Health Laboratory at Cardiff continued to serve the area during the year. The examination of diphtheria swabs, virulence tests, and examination of milk and water samples comprised most of the work submitted. The cost of this service was £72.

(b) Ambulance facilities.

The position remains substantially the same as in previous years. The Miners Federation provide an ambulance for the Workmen's Medical Scheme at Abertridwr, and have an arrangement with the Order of St. John at Llanbradach. Private ambulances are available for hire and this is the Council's procedure in the event of street accidents for all cases (excluding Infectious Disease), requiring removal to hospital. The County Council ambulances exclusively for Air Raid Precaution duties are under Council Control.

I consider the position still unsatisfactory, on grounds of the standard of hired vehicles and a question of general control, but it seems that the provision of a Council ambulance for general purposes, must be postponed until the War is over.

(c) Nursing in the Home.

This remains, as in previous years, i.e. Nursing Associates employing a nurse for their members, in return for small weekly contributions.

(d) Treatment Centres and Clinics.

These remained exactly the same as in previous years.

(e) Hospitals- Public and Voluntary.

The position is the same as in previous years. The proposed changes at the Caerphilly District Miners Hospital did not materialize. The establishment of a Fixed First Aid Post in the out-patient department of this Hospital has not been conducive to improving services.

The need for a Casualty Department in the area remains as grave as ever.

MATERNITY & CHILD WELFARE.(i) Maternity Services.

These remained as for the past two years, with the attendances at Ante-Natal Clinics still showing a slight increase.

COMPARATIVE TABLE FOR BIRTH RATE, INFANT MORTALITY RATE, AND DEATH RATE FOR THE PAST 14 YEARS.

---

	Birth Rate.	Infant Mortality.	Death Rate.
1926.	23.6	96.	10.1
1927.	20.7	120.7	11.3
1928.	21.24	98.4	10.7
1929.	17.87	72.5	10.4
1930.	17.1	73.9	10.004
1931.	21.8	84.5	12.2
1932.	17.3	90.4	12.04
1933.	19.45	85.16	13.40
1934.	20.5	61.79	12.5
1935.	19.5	77.7	12.6
1936.	17.3	76.0	11.5
1937.	19.04	69.0	13.7
1938.	17.3	66.0	13.0
1939.	19.9	65.7	13.0

---

The Maternal Mortality Rate during the past 10 years is as follows:-

<u>Year.</u>	<u>Maternal Death Rate per 1,000 Births.</u>
1930.	2.8
1931	2.6
1932	11.1
1933	10.3
1934	8.4
1935	8.9
1936	3.2
1937	1.6
1938	3.5
1939	7.7

This rate appears abnormally high, but as in those years, when the rate was extremely low, I must point out that the figures dealt with are too small to have any comparative value.

The following table shows the amount spent on additional nourishment for expectant and nursing mothers and children up to five years of age.

	<u>1934.</u>	<u>1935.</u>	<u>1936.</u>	<u>1937.</u>	<u>1938.</u>	<u>1939.</u>
Fresh Milks.	£720.	£696.	£893.	£546.	£854.	£997.
Dried Foods.	£687.	£725.	£702.	£874.	£889.	£542.
	<u>£1,407.</u>	<u>£1,421.</u>	<u>£1,595.</u>	<u>£1,420.</u>	<u>£1,743.</u>	<u>£1,539.</u>

It will be observed that the amount of fresh milk used again increased during the year which seems to indicate that the public are becoming increasingly aware of the great advantages of Tuberculin Tested Milk.

The cost of other services were as follows:-

Provision of Dentures-	£94.
Orthopaedic Hospital Treatment-	£125.
Maternity Hospital Treatment-	£370.
Ambulances for street accidents, Maternity cases etc-	£42.
Home Helps-	£30.
Medicines-	£20.

The detailed statistics of the Clinics in each Ward is as follows:-

ABERTRIDWR WARD.

Total attendance at Ante-Natal Clinics-	292.
Average " " " " "	26.5
Total attendances at Infant Welfare Clinics-	1,180.
Average " " " " "	59.
Percentage of Children Breast Fed.	62%
Percentage of Children Breast Fed & Artificially Fed.	9%
Percentage of Children Artificially Fed-	29%

-----

SENGHENYDD WARD.

Total attendances at Ante-Natal Clinics-	272.
Average Attendance " " " "	24.7
Total attendances at Infant Welfare Clinics-	1359.
Average Attendances " " " "	67.9
Percentage of Children Breast Fed-	64%
Percentage of Children Breast Fed & Artificially Fed-	10%
Percentage of Children Artificially Fed-	26%

----

TAFFS WELL WARD.

Total attendances at Ante-Natal Clinics-	56.
Average " " " " "	5.09
Total attendances at Infant Welfare Clinics-	279
Average " " " " "	25.4
Percentage of Children Breast Fed-	80%
Percentage of Children Breast Fed & Artificially Fed-	11%
Percentage of Children Artificially Fed-	9%

----

TRECENYDD WARD.

Total attendances at Ante-Natal Clinics-	179.
Average " " " " "	16.2
Total attendances at Infant Welfare Clinics-	649
Average " " " " "	59.
Percentage of Children Breast Fed-	69½%
Percentage of Children Breast Fed & Artificially Fed-	13%
Percentage of Children Artificially Fed-	18%

-----

CAERPHILLY SOUTH WARD.

Total attendances at Ante-Natal Clinics-	112.
Average " " " " "	10.2
Total attendances at Infant Welfare Clinics-	412.
Average " " " " "	37.5

Percentage of Children Breast Fed-	78%
Percentage of Children Breast Fed & Artificially Fed-	9%
Percentage of Children Artificially Fed-	13%

---

CAERPHILLY NORTH WARD.

Total attendances at Ante-Natal Clinics-	223.
Average " " " " "	20.2
Total attendances at Infant Welfare Clinics-	423.
Average attendances " " " "	38.4

Percentage of Children Breast Fed-	78%
Percentage of Children Breast Fed & Artificially Fed-	3%
Percentage of Children Artificially Fed-	19%

---

NELSON WARD.

Total attendances at Ante-Natal Clinics-	94.
Average " " " " "	8.5
Total attendances at Infant Welfare Clinics-	365
Average " " " " "	32.2

Percentage of Children Breast Fed-	71%
Percentage of Children Breast Fed & Artificially Fed-	2%
Percentage of Children Artificially Fed-	27%

---

LLANBRADACH WARD.

Total attendances at Ante-Natal Clinics-	238.
Average attendances " " "	21.6
Total attendances at Infant Welfare Clinics-	529.
Average attendances " " "	26.4

Percentage of Children Breast Fed-	65%
Percentage of Children Breast Fed & Artificially Fed-	7%
Percentage of Children Artificially Fed-	28%

-----

GLAMORGAN (ADMINISTRATIVE COUNTY).  
VITAL STATISTICS- 1939.

DISTRICT.	Estimated Population (Including Non-civilians) Mid-Year 1939 (a)	Estimated Population for calculation of death rates. (b)	BIRTHS.		DEATHS.		INFANT MORTALITY.		
			Number of Births.	Rate per 1,000 Population.	Number of Deaths.	Rate per 1,000 Population.	Deaths under 1 year.	Rate per 1,000 births.	Adjusted birth figures for calculating I.M. rate.
Administrative County.	709,500	711,900	11,068	15.6	9,322	13.1	665.	60	11,145
Urban Districts.	525,800	527,700	8,345	15.9	7,184	13.6	513	61	8,412
Rural Districts.	183,700	184,200	2,723	14.8	2,138	11.6	152	56	2,733
England and Wales.	-	-	-	15.0	-	12.1	-	50	-
<b>Urban Districts.</b>									
Aberdare.	42,620.	42,560	615	14.4	647	15.2	31.	50	615
Barry Boro'	36,240	36,340	660	18.2	485	13.2	25	38	664
Bridgend.	11,250	11,660	230	20.4	158	13.5	5	22	231
Caerphilly.	31,990	31,860	637	19.9	417	13.1	42	66	639
Cowbridge.	1,020	1,040	14	13.7	12	11.5	-	-	14
Gelligaer.	36,350	36,210	692	19.0	474	13.1	50	72	698
Glyncorrwg.	9,473	9,396	174	18.4	111	11.8	10	57	174
Llŵchwr.	25,440	25,630	369	14.5	277	10.8	16	43	369
Maesteg.	22,170	22,420	361	16.3	327	14.6	31	84	367
Mountain Ash.	33,080	32,900	543	16.4	476	14.5	45	82	546
Neath Boro'	31,330	31,530	414	13.2	399	12.6	17.	41	415
Ogmore & Garw	23,530	23,520	373	15.8	309	13.1	19	50	376
Penarth.	16,030	16,280	193	12.0	225	13.8	8	41	194
Pontypridd.	36,240	38,330	546	14.3	559	14.6	37	67	553
Porthcawl.	7,027	7,554	106	15.1	92	12.2	3	28	106
Port Talbot Boro'	40,410	40,670	659	16.3	500	12.3	53	80	661
Rhondda.	119,600	119,300	1759	14.7	1,716	14.4	121	68	1,790
<b>Rural Districts.</b>									
Cardiff.	32,360	32,850	459	14.2	349	10.6	21	46	460
Cowbridge.	14,350	13,840	208	14.5	133	9.6	10	48	208
Gower.	10,500	10,490	124	11.8	113	10.8	5	40	124
Llantrisant & Llantwit Fardre.	24,040	23,950	444	18.5	306	12.8	26	58	445
Neath.	40,490	40,550	623	15.4	489	12.1	41	65	626
Penybont.	28,180	28,760	466	16.5	330	11.5	26	56	466
Pontardawe.	33,780	33,760	399	11.8	418	12.4	23	57	404.

MINORAN ADMINISTRATION  
VITAL STATISTICS

Year	Population	Registered Births	Registered Deaths	Registered Marriages	Registered Divorces
1900	1,000	100	100	10	5
1901	1,050	105	105	10	5
1902	1,100	110	110	10	5
1903	1,150	115	115	10	5
1904	1,200	120	120	10	5
1905	1,250	125	125	10	5
1906	1,300	130	130	10	5
1907	1,350	135	135	10	5
1908	1,400	140	140	10	5
1909	1,450	145	145	10	5
1910	1,500	150	150	10	5
1911	1,550	155	155	10	5
1912	1,600	160	160	10	5
1913	1,650	165	165	10	5
1914	1,700	170	170	10	5
1915	1,750	175	175	10	5
1916	1,800	180	180	10	5
1917	1,850	185	185	10	5
1918	1,900	190	190	10	5
1919	1,950	195	195	10	5
1920	2,000	200	200	10	5
1921	2,050	205	205	10	5
1922	2,100	210	210	10	5
1923	2,150	215	215	10	5
1924	2,200	220	220	10	5
1925	2,250	225	225	10	5
1926	2,300	230	230	10	5
1927	2,350	235	235	10	5
1928	2,400	240	240	10	5
1929	2,450	245	245	10	5
1930	2,500	250	250	10	5

(11)

GENERAL SANITATION.

WATER SUPPLY.

Six samples were taken during the year, four from Swimming Pools, and two from the Hamlet of Groeswen. The pool samples were satisfactory, but the latter were of doubtful bacteriological purity.

The proposed water supply at Groeswen has not materialized from causes outside the control of this department.

DRAINAGE AND SEWERAGE.

The position is exactly the same as in previous years.

RIVERS AND STREAMS.

Position as in previous years.

CESSPITS AND CLOSET ACCOMMODATION.

During the year 16 cesspits were cleaned at a cost of £16.12.6.

There has been no conversion from conservancy into water carriage system.

PUBLIC CLEANSING.

The position is still unchanged with need of a low loading type of vehicle as great as ever.

SANITARY INSPECTION OF THE AREA.

Inspections made under the Public Health Act-	2156.
Investigations & Visits in cases of Infectious	
Disease-	208.
Revisits to unobated Nuisances-	1732.
Remises Disinfected-	247.

The following visits and inspections were made in connection with the following:-

Water Supply-	1005.
Drainage-	731.
Stables & Piggeries-	88.
Offensive Trades-	24.
Fried Fish Shops-	79.
Common Lodging Houses-	12.
Tents, Vans & Sheds-	182.
Factories-	517.
Bakehouses-	106.
Public Conveniences-	96.
Places of Entertainment-	60.
Refuse Collection-	1000.
Rats and Mice Destruction-	63.
Schools-	63.
Shops-	1559.
Miscellaneous Visits-	691.

#### SWIMMING BATHS AND POOLS.

The position remains as before except that there are now no swimming pools in the area which are not efficiently chlorinated.

#### ERADICATION OF BED BUGS.

The number of private dwellings reported as being infested was considerably less. Council houses numbering 18, and private dwellings numbering 25.

The procedure for disinfestation remains as in previous years.

#### SCHOOLS.

The road at the rear of Mill Road, Caerphilly, Infants Schools, remains in the same unsatisfactory state; reported upon for many years past.

The insufficiency of exits may be remembered upon in Twyn, Caerphilly, Infants School, and in Senghenydd Junior Mixed School.

#### HOUSING.

The general housing position remains satisfactory. No overcrowding survey was carried out during the year, but up to the outbreak of War there was no reason to believe that the overcrowding index which was 1.03 in 1938, had substantially altered.

The weeks subsequent to the commencement of hostilities resulted in a considerable influx of unofficial evacuees, but these were not sufficient to reduce the standard of working class housing to any extent.

---

TEMPORARY DWELLINGS.

Visited during the year-	182.
Demolished-	8.
Vacant at the end of Year-	1.
Total number remaining end of Year-	89.

--

MILK SUPPLY.

Number of Cowsheds in the Area-	99.
Number of Inspections to Cowsheds-	110.
Number of Dairies in the Area-	117.
Number of Inspections to Dairies-	159.

The following are licensed to produce and sell Tuberculin Tested Milk:-

Mr. A. E. Pritchard, Energlyn Farm, Caerphilly.  
Mr. A. E. Edmunds, Ty Isaf Farm, Caerphilly.

There are also two Producers of Accredited Milk:-

Messrs. J. J. Phillips, Garth Farm, Abertridwr.  
Mr. S. Thomas, Pen-y-Waun Farm, Nelson.

29 Samples were taken during the year. 8 were unsatisfactory. This is a high percentage, and is indicative of the necessity of increased farm inspection by your Sanitary Inspectors. It is hoped the coming year will show a considerable improvement.

INSPECTIONS OF MEAT AND OTHER FOODS.

There are 22 licensed Slaughtermen.

During the year the following Meat and other foods were found to be diseased, unsound or unwholesome:-

Beef-	2690 lbs.
Mutton-	220 "
Pork-	1100 "
Offals-	148 "
Roast Pork-	10 "

----

PREVENTION OF INFECTIOUS DISEASE.NOTIFIABLE DISEASES (EXCEPT TUBERCULOSIS).

The following Table shows the number of cases of notifiable diseases, the number admitted to Hospital and the number of deaths.

Disease according to Notification.	Cases Notified.	Admitted to Isolation Hospital.	Number of Deaths.
Small Pox.	Nil.	Nil.	Nil.
Scarlet Fever.	195.	195.	Nil.
Diphtheria.	22.	22.	3.
Typhoid and Para Typhoid.	Nil.	Nil.	Nil.
Pneumonia (Acute Primary and Influenzal).	20.	Nil.	24 (all forms).
Cerebro-Spinal Fever.	3.	3.	3.
Ophthalmia Neonatorum.	2.	Nil.	Nil.
Erysipelas.	7.	1.	Nil.
Dysentery.	Nil.	Nil.	Nil.
Puerperal Pyrexia.	7.	7.	1.

SCARLET FEVER, DIPHTHERIA AND CEREBRO-SPINAL  
FEVER INCIDENCE DURING THE PAST 14 YEARS.

	SCARLET FEVER.		DIPHTHERIA.		CEREBRO-SPINAL FEVER.	
	Cases	Deaths.	Cases	Deaths.	Cases	Deaths.
1926.	12.	1.	79.	2.	1.	Nil.
1927.	35.	Nil.	152.	6.	1.	Nil.
1928.	69.	Nil.	76.	6.	Nil.	Nil.
1929.	150.	1.	135.	3.	Nil.	Nil.
1930.	132.	Nil.	164.	8.	Nil.	Nil.
1931.	56.	Nil.	33.	1.	Nil.	Nil.
1932.	111.	Nil.	70.	8.	Nil.	Nil.
1933.	255.	Nil.	159.	3.	Nil.	Nil.
1934.	195.	1.	167.	7.	Nil.	Nil.
1935.	73.	Nil.	174.	12.	Nil.	Nil.
1936.	48.	Nil.	122.	10.	1.	1.
1937.	205.	Nil.	68.	1.	1.	1.
1938.	268.	1.	65.	1.	2.	2.
1939.	195.	Nil.	22.	3.	54	3.

During the year Measles and Whooping Cough were made notifiable, but there is no evidence that there were any marked increases in the incidence of this disease. However, a different picture was presented in the incidence of Cerebro-Spinal Fever. This is a disease of overcrowding and bad ventilation. With the wise provisions of the 1936 Housing Act temporarily, more honoured in the breach than in the observance, we must be prepared for an increased incidence and severity of this disease. Fortunately we are able to nurse these cases and treat them with all modern means at our Isolation Hospital, and results to date are extremely good.

The type of Scarlet Fever during the year was extremely mild, the number of cases somewhat below average. It is a matter of opinion as to whether the expenditure of public money in the nursing of these cases, except those of the more severe type, is justified either in the prevention of the disease, or in the hospitalization of such a mild complaint. The use of Anti-Scarlet Serum has again proved itself of great value in reducing the period of stay, and limiting complications in very many cases.

It is a matter of great pleasure to report that the number of cases of Diphtheria during the year 1939 was the lowest for any year during which figures are available. This is in large measure due to the full force of immunization which is being carried out during the past few years. I may add that this low incidence of diphtheria is not a common one during the year under review. In fact there were most serious epidemics amongst the population of neighbouring authorities, and most of our accommodation at Energlyn was occupied in the nursing of these cases from contiguous areas. Active Immunization proceeded steadily in all wards, the total number being immunized during the year amounting to several hundred.

It was not necessary to take any action relating to persons suffering from Pulmonary Tuberculosis, employed in the milk trade under the Public Health (Prevention of Tuberculosis) Regulations 1925, nor under Section 62 of the Public Health Act 1925, nor Section 172 of the Public Health Act 1936, relating to the compulsory removal to Hospital of patients suffering from Tuberculosis.

An investigation into the state of the Tuberculosis Register was carried out by the department and a most unsatisfactory state of affairs was revealed. I regret to say that as constituted the present register is no indication of the incidence of Tuberculosis in your area. However, a method of exchange of information between the Tuberculosis Clinic and this Health Department will, it is hoped, produce a register which is accurate and complete.

The following table shows the number of new cases, and mortality from Tuberculosis during 1939:-

AGE PERIODS.	NEW CASES.				DEATHS.			
	Respiratory.		Non-Respiratory.		Respiratory.		Non-Respiratory.	
	M.	F.	M.	F.	M.	F.	M.	F.
0-	0.	0.	0.	0.	0.	0.	0.	0.
1-	1.	0.	0.	0.	0.	1.	1.	0.
5-	0.	1.	2.	1.	1.	2.	1.	1.
15-	1.	2.	5.	3.	2.	1.	2.	1.
25-	10.	8.	1.	1.	3.	4.	0.	1.
35-	2.	5.	3.	0.	2.	4.	0.	0.
45-	1.	2.	0.	0.	0.	2.	0.	0.
55-	2.	0.	1.	1.	0.	0.	0.	0.
65-	2.	0.	0.	0.	1.	0.	0.	0.
	19.	18.	12.	6.	9.	14.	4.	3.

(17).  
CAERPHILLY URBAN DISTRICT COUNCIL.

TUBERCULOSIS DEATH RATE.

Year.	Estimated Population.	Deaths from Pul.T.B.	Deaths from Non. Pul. T.B.	Total.	Phthisis Death Rate.	T.B. (All forms) Rate.
1939.	31990.	23.	7.	30.	.713	.938.
1938.	32180.	19.	6.	25.	.594	.781
1937.	32570.	23.	5.	28.	.291	.859
1936.	33370.	22.	4.	26.	.659	.779
1935.	34150.	25.	4.	29.	.756	.846
1934.	34612.	31.	10.	41.	.895	1.183
1933.	35000.	30.	11.	41.	.857	1.171
1932.	35270.	29.	7.	36.	.822	1.021
1931.	36120.	22.	9.	31.	.609	.856
1930.	39380.	34.	7.	41.	.863	1.041
1929.	39380.	27.	10.	37.	.687	.938
1928.	39680.	46.	4.	50.	1.164	1.260.
1927.	39970.	31.	8.	39.	.750	1.026
1926.	40000.	34.	17.	51.	.850	1.275
1925.	40530.	29.	10.	39.	.715	.959
1924.	39850.	34.	11.	45.	.853	1.129
1923.	39000.	27.	10.	37.	.691	.948
1922.	38520.	39.	6.	45.	1.013	1.165
1921.	37630.	26.	9.	35.	.691	.932

(18).

PREVENTION OF BLINDNESS.

No action was taken for the prevention of blindness or for the treatment of persons suffering from any disease or injury of the eyes.

AIR RAID PRECAUTIONS.

During the year the personnel of the Casualty Service remained most loyal to their Stations, and when the time comes to describe what has been done, this personnel will be found to have shown a devotion to duty and a sense of public spirit second to none in this country.

-----

(19)

FACTORIES ACT, 1937.

---

<u>Number of Inspections.</u>	<u>Number of written Notices.</u>	<u>Number of Occupiers prosecuted.</u>
617.	12.	Nil.

---

DEFECTS FOUND.

<u>Particulars.</u>	<u>Found.</u>	<u>Remedied.</u>	<u>Referred To H.M. Inspector.</u>	<u>Prosecutions.</u>
Want of Cleanliness.	15.	15.	Nil.	Nil.
Overcrowding.	Nil.	Nil.	Nil.	Nil.
Unreasonable Temperature.	2.	2.	Nil.	Nil.
Inadequate drainage of floors.	Nil.	Nil.	Nil.	Nil.
Sanitary Conveniences:				
Insufficient	1.	1.	Nil.	Nil.
Unsuitable or defective	Nil.	Nil.	Nil.	Nil.
Not separate for sexes.	Nil.	Nil.	Nil.	Nil.
Other offences.	Nil.	Nil.	Nil.	Nil.
	—	—	—	—
Total	18	18.	Nil.	Nil.

---

BYE- LAWS.

The Council have the following Bye-Laws with respect to:-

The Cleansing of Footways and Pavements	.. 7th November, 1894.
Nuisances	.. 8th November, 1894.
Common Lodging Houses	.. 8th November, 1894.
Slaughter Houses	.. 8th November, 1894.
Offensive Trades	.. 8th November, 1894.
Nuisances in connection with the Removal of Offensive or Noxious Matters	.. 8th November, 1894,
Tents, Vans, etc.	.. 16th July, 1907.
Cemeteries	.. 27th January, 1930.
New Streets and Buildings	.. 2nd April, 1930.

-----



